

Project Title: **University of Maryland Course Experiences Fall 2025**Number of Students Invited: **51**Number of Evaluations Submitted: **27**Response Rate: **53%**

Report Comments

This report presents feedback received from students for the course **INTRO TO THE BLUE OCEAN** and for the Instructor **James Carton** in that course. Course means are calculated from all responses by all students in the unit (i.e., course section/lecture) on that item and exclude N/A (not applicable) responses.

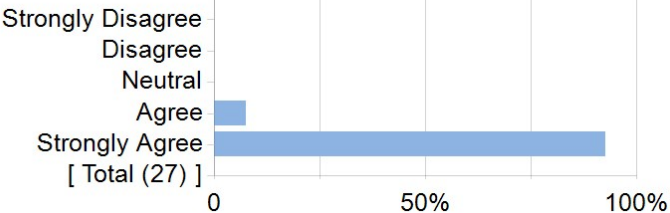
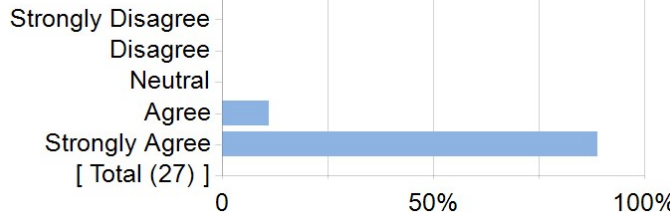
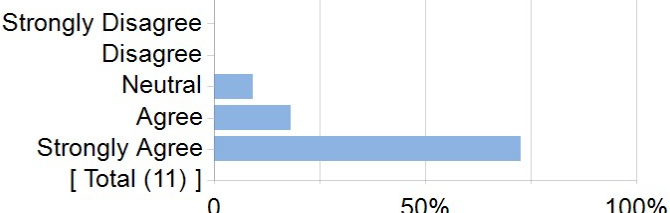
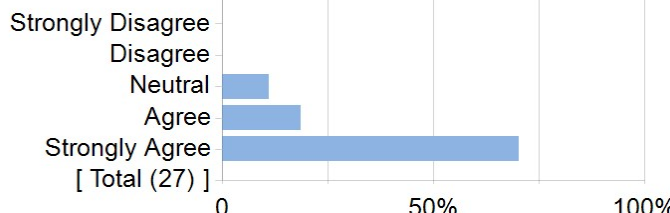
Indication is provided below for the Report Group if there is one affiliated with this course section, otherwise it is blank. The Report Group will be the lead section of a grouped course (i.e. multi-section lecture) and/or the primary of cross-listed courses. Subsections are found in the Instructor Subgroup Report.

Semester: Fall 2025**College: CMNS-College of Computer, Math & Natural Sciences****Department: CMNS-Atmospheric & Oceanic Science, CMNS-Geology****Course #: AOSC375, GEOL375****Section #: 0101****Course Title: INTRO TO THE BLUE OCEAN****Report Group: 202508-AOSC375-0101****Instructor: James Carton**

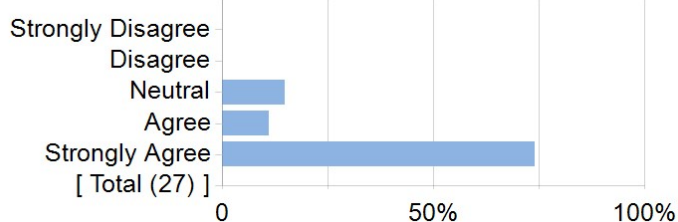
University-Wide Course Items Applied to All Section Instructors

N/A responses have been excluded from the following calculations.

Campus Wide Course Questions

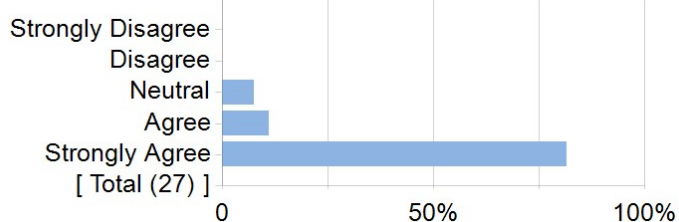
| 1. The content covered in the course was directly related to the course goals and objectives. | | | | | 2. The assessments (e.g., tests, quizzes, papers) were directly related to what was covered/practiced in the course. | | | | |
|--|-------|-------|------------|-------|--|-------|-------|------------|-------|
|  | | | | |  | | | | |
| Options | Score | Count | Percentage | | Options | Score | Count | Percentage | |
| Strongly Disagree | 0 | 0 | 0% | | Strongly Disagree | 0 | 0 | 0% | |
| Disagree | 1 | 0 | 0% | | Disagree | 1 | 0 | 0% | |
| Neutral | 2 | 0 | 0% | | Neutral | 2 | 0 | 0% | |
| Agree | 3 | 2 | 7% | | Agree | 3 | 3 | 11% | |
| Strongly Agree | 4 | 25 | 93% | | Strongly Agree | 4 | 24 | 89% | |
| Statistics | | | | Value | Statistics | | | | Value |
| Response Count | | | | 27 | Response Count | | | | 27 |
| Mean | | | | 3.9 | Mean | | | | 3.9 |
| Standard Deviation | | | | 0.3 | Standard Deviation | | | | 0.3 |
| 3. The required texts (e.g., books, course packs, online resources) helped me learn course material. | | | | | 4. This course pushed and expanded my ability to think deeply about the subject. | | | | |
|  | | | | |  | | | | |
| Options | Score | Count | Percentage | | Options | Score | Count | Percentage | |
| Strongly Disagree | 0 | 0 | 0% | | Strongly Disagree | 0 | 0 | 0% | |
| Disagree | 1 | 0 | 0% | | Disagree | 1 | 0 | 0% | |
| Neutral | 2 | 1 | 9% | | Neutral | 2 | 3 | 11% | |
| Agree | 3 | 2 | 18% | | Agree | 3 | 5 | 19% | |
| Strongly Agree | 4 | 8 | 73% | | Strongly Agree | 4 | 19 | 70% | |
| Statistics | | | | Value | Statistics | | | | Value |
| Response Count | | | | 11 | Response Count | | | | 27 |
| Mean | | | | 3.6 | Mean | | | | 3.6 |
| Standard Deviation | | | | 0.7 | Standard Deviation | | | | 0.7 |

5. I believe the content of this course was a valuable part of my education.



| Options | Score | Count | Percentage |
|--------------------|-------|-------|------------|
| Strongly Disagree | 0 | 0 | 0% |
| Disagree | 1 | 0 | 0% |
| Neutral | 2 | 4 | 15% |
| Agree | 3 | 3 | 11% |
| Strongly Agree | 4 | 20 | 74% |
| Statistics | | | Value |
| Response Count | | | 27 |
| Mean | | | 3.6 |
| Standard Deviation | | | 0.7 |

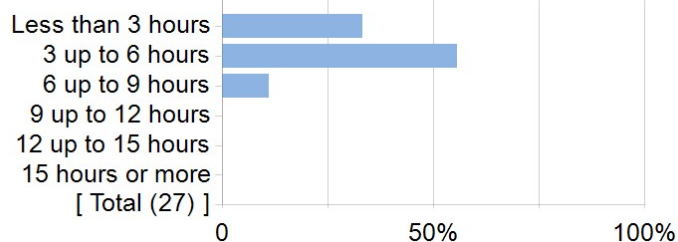
6. I believe I learned a lot from this course.



| Options | Score | Count | Percentage |
|--------------------|-------|-------|------------|
| Strongly Disagree | 0 | 0 | 0% |
| Disagree | 1 | 0 | 0% |
| Neutral | 2 | 2 | 7% |
| Agree | 3 | 3 | 11% |
| Strongly Agree | 4 | 22 | 81% |
| Statistics | | | Value |
| Response Count | | | 27 |
| Mean | | | 3.7 |
| Standard Deviation | | | 0.6 |

On average, how many hours each week did you spend on this course (e.g., attending class, doing homework, studying, completing assignments)?

On average, how many hours each week did you spend on this course (e.g., attending class, doing homework, studying, completing assignments)?



| Options | Count | Percentage |
|-------------------|-------|------------|
| Less than 3 hours | 9 | 33% |
| 3 up to 6 hours | 15 | 56% |
| 6 up to 9 hours | 3 | 11% |
| 9 up to 12 hours | 0 | 0% |
| 12 up to 15 hours | 0 | 0% |
| 15 hours or more | 0 | 0% |
| Statistics | | Value |
| Response Count | | 27 |

How did this course fit into your academic plan and/or educational goals?

| Options | Count | Percentage |
|--|-------|------------|
| Required for program/major/minor/certificate, or as a prerequisite | 4 | 15% |
| Elective for program/major/minor/certificate | 15 | 56% |
| To satisfy an undergraduate General Education requirement | 5 | 19% |
| In preparation for research, employment, or future program/degree | 4 | 15% |
| Personal interest in content | 12 | 44% |
| Other/It doesn't | 1 | 4% |

The counts above are based on a total of **27 responses** to the survey.

Comment Items Applied to All Section Instructors

What about the course and/or instruction most enhanced your learning?

| Comments |
|---|
| The professor gave great lectures that expanded my thinking a lot. The homework also challenged me and made me think in new ways. |
| The additional videos for my personal review were very helpful |
| I have a tendency to really struggle with test taking. With this course, I enjoyed having the in class practice exams prior to our actual exams. I felt like getting to experience the exams in class but with much lower stakes greatly lowered my anxiety levels during the actual exam. I also thought Jim was quite the engaging instructor, and his teaching kept me glued to the slides during class. I especially enjoyed how he would occasionally include a video clip at the start of the slides containing something related to what we were learning about. |
| The slides feature various interesting images and videos to help explain the current topic. |
| Professor Carton is extremely passionate about what he teaches which makes attending class easy. The information he was teaching was not boring as well, it was very interesting and was filled with information that helps me understand how the ocean works together. |
| Dr. Carton is very passionate about what he teaches, and I like that this is a survey course that goes over everything from maritime history to marine biology. Lectures are always super interesting! |
| I appreciated the open note exams, as they were still able to test our learning and simultaneously allow us resources to find the answer in real time. I also liked the group presentations because we were able to learn more about a topic we liked. I also liked the homework's. I feel that they were usually pretty easy and applicable to the course. |
| Great class genuinely enjoyed each lecture |
| He actually answers questions and wants everyone to understand. |
| I like listening to lectures and not so much as participating, and this course has a lot of lectures which I like. He went into detail about all the topics. |
| the wide breadth of topics we discussed |
| Dr. Carton was the highlight of the class with his positive attitude teaching. |
| The recorded lectures helped me go back and solidify my understanding of lecture material. The homework assignments helped me prepare for the midterm exams. |
| The professor was so passionate about the course, so kind and encouraging to every student, he truly wanted everyone to succeed. He provided so many examples that connected to the class. He was always happy to have a conversation whether class related or not, such a caring and kind environment. |
| The lectures |
| Engaging lectures, videos during lectures, feedback on homework assignments, Zoom practice/question sessions before exams, seeing exam feedback after they're graded, and access to lecture slides. |
| I really enjoyed the general structure of the lectures and the group project at the end. |
| The professor's expertise and passion |
| The care and attention to the interdisciplinary nature of oceanography. |
| The way he would give practice tests and review the answers before the actual exam. |
| Having available slides and Panopto recordings in case I missed class or needed to review something |
| the lectures were engaging, especially all the visuals in the slides |
| I appreciated how in depth the lectures were and all the resources were also provided on canvas (recorded lectures, slides, summary of each lecture). It made sure that there was no excuse for not learning even if you could not show up. |
| I really enjoyed GEOL375. I found the lecture content to be very insightful. It was the primary source for the class, so it was already important. That said, I found it very engaging. |

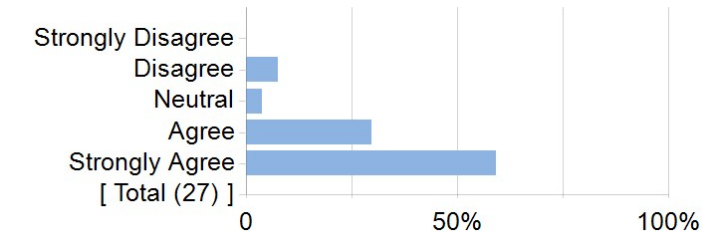
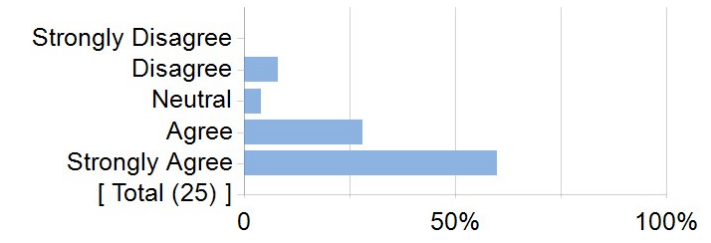
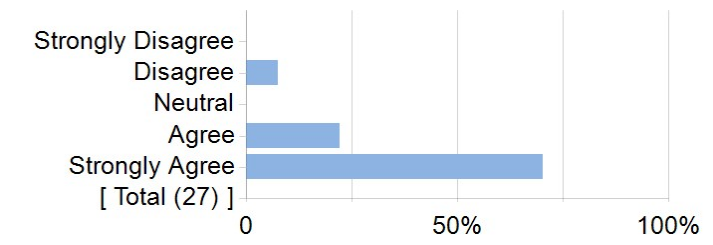
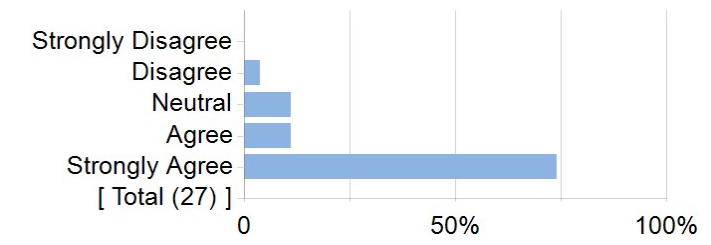
What about the course and/or instruction can be improved the next time it is offered?

| Comments |
|---|
| I would say that some of the homework problems were a little confusing/challenging. This could be improved by going over more example problems in class so that we are better prepared for the homework. |
| Perhaps a clearer idea of what might be on the exam. It's quite stressful just how much content there is in a 10 multiple choice exam. I worry if I miss one thing in my notes I would struggle on the exam |
| I think the organization of Canvas was probably the only weak point in the course. The due dates for the homework assignments were often misleading, and the TA would have to make an announcement with the correct due date. Also, the lack of a modules tab on the left side of the course's home page made it a lot harder to find materials for the course, instead requiring us to dig through all the files. Obviously, these things didn't ruin the course, but it would be convenient and efficient for students if the Canvas page was cleaned up a little bit. |
| Nothing. I think Professor Carton teaches this course extremely fairly |
| I think one or two of the homework problems were a bit difficult for people who maybe hadn't taken a lot of math and physics. They are also were not on topics we covered in class. The professor are connected content to more complex physics and math concepts that everyone in the class may not know. |
| More assignment (there was not enough ways to improve improve grade or show skills)/ |
| More information and practice on the slideshows on how to do the calculations. |
| The organization and flow of what we discussed. It felt like there wasn't a strong connection and flow of lecture topics so I felt like I was just learning facts and not large scale concepts all the time. |
| Honestly it was perfect. |
| Literally nothing best class I've ever taken. |
| Nothing it was a good course |
| The ELMs page is a little chaotic, so deadlines for homework or assignments can sometimes be hard to define – also updated versions of assignments attached to the assignments themselves would be great. Sometimes it's hard to scroll back through announcements to find the updated version when an outdated version is attached to the assignment instructions. I love the course content, but I think it would be helpful to have some additional resources (or more info on where lecture content came from) to reference when studying to be able to learn or properly remember lecture content. Sometimes it's hard to follow the thought process behind the slides' progression, and if it's a new subject, if there isn't a lot of information on the slides, it's hard to remember the important stuff. Also, it's nice to have the lecture slides available, but since they were uploaded as PDFs so early before the course started, they don't reflect any changes the prof might make before classes, so going back to slides he referenced is sometimes hard/impossible. I think some additional reading could be helpful for this class. |
| I think that some of the deadlines were sometimes unclear, and the Canvas page was sometimes hard to use. Communication with students in general could have been better. |
| A bit more technical homework, such as drawing diagrams of current and winds |
| Maybe try to update the ELMS page a little more, like changing the files on assignments and posting them with the due date instead of through the announcement system (so that they show as due dates for people using the calendar) |
| I think maybe more homework review sessions. |
| Old slides and Panopto didn't match the current–semester lessons |
| I would make more homework assignemtns so if I did bad on one of the, it would not affect my grade as much. |
| I sometimes found questions, particularly in the earlier problem sets, to be outside of class content, and I found myself looking for other resources. |

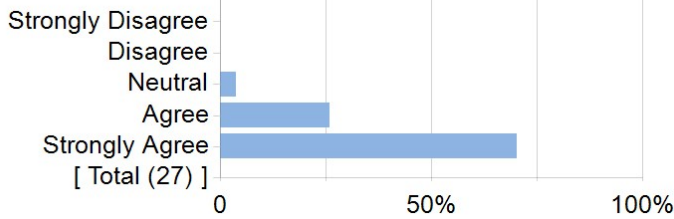
University-Wide Instructor James Carton Items

N/A responses have been excluded from the following calculations.

Campus Wide Instructor Questions

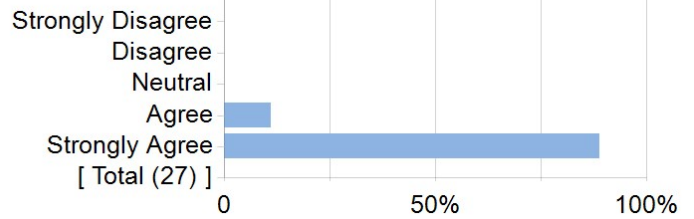
| 1. The instructor provided constructive feedback on my work that helped me to learn. | | | | | 2. The instructor provided feedback in the course in time to apply it. | | | | |
|---|-------|-------|------------|-------|--|-------|-------|------------|-------|
|  | | | | |  | | | | |
| Options | Score | Count | Percentage | | Options | Score | Count | Percentage | |
| Strongly Disagree | 0 | 0 | 0% | | Strongly Disagree | 0 | 0 | 0% | |
| Disagree | 1 | 2 | 7% | | Disagree | 1 | 2 | 8% | |
| Neutral | 2 | 1 | 4% | | Neutral | 2 | 1 | 4% | |
| Agree | 3 | 8 | 30% | | Agree | 3 | 7 | 28% | |
| Strongly Agree | 4 | 16 | 59% | | Strongly Agree | 4 | 15 | 60% | |
| Statistics | | | | Value | Statistics | | | | Value |
| Response Count | | | | 27 | Response Count | | | | 25 |
| Mean | | | | 3.4 | Mean | | | | 3.4 |
| Standard Deviation | | | | 0.9 | Standard Deviation | | | | 0.9 |
| 3. The instructor clearly communicated grading criteria for my work throughout the course. | | | | | 4. The instructor clearly communicated the purpose, instructions, and deadlines for my graded work throughout the course. | | | | |
|  | | | | |  | | | | |
| Options | Score | Count | Percentage | | Options | Score | Count | Percentage | |
| Strongly Disagree | 0 | 0 | 0% | | Strongly Disagree | 0 | 0 | 0% | |
| Disagree | 1 | 2 | 7% | | Disagree | 1 | 1 | 4% | |
| Neutral | 2 | 0 | 0% | | Neutral | 2 | 3 | 11% | |
| Agree | 3 | 6 | 22% | | Agree | 3 | 3 | 11% | |
| Strongly Agree | 4 | 19 | 70% | | Strongly Agree | 4 | 20 | 74% | |
| Statistics | | | | Value | Statistics | | | | Value |
| Response Count | | | | 27 | Response Count | | | | 27 |
| Mean | | | | 3.6 | Mean | | | | 3.6 |
| Standard Deviation | | | | 0.8 | Standard Deviation | | | | 0.8 |

5. The instructor helped me understand new content by connecting it to things I already knew.



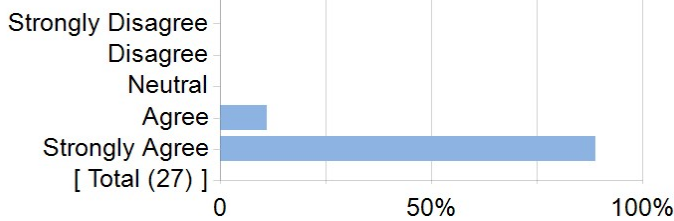
| Options | Score | Count | Percentage |
|--------------------|-------|-------|------------|
| Strongly Disagree | 0 | 0 | 0% |
| Disagree | 1 | 0 | 0% |
| Neutral | 2 | 1 | 4% |
| Agree | 3 | 7 | 26% |
| Strongly Agree | 4 | 19 | 70% |
| Statistics | | | Value |
| Response Count | 27 | | |
| Mean | 3.7 | | |
| Standard Deviation | 0.6 | | |

6. The instructor created an inclusive environment where **everyone** belonged.



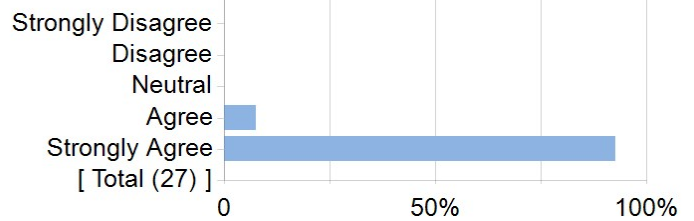
| Options | Score | Count | Percentage |
|--------------------|-------|-------|------------|
| Strongly Disagree | 0 | 0 | 0% |
| Disagree | 1 | 0 | 0% |
| Neutral | 2 | 0 | 0% |
| Agree | 3 | 3 | 11% |
| Strongly Agree | 4 | 24 | 89% |
| Statistics | | | Value |
| Response Count | 27 | | |
| Mean | 3.9 | | |
| Standard Deviation | 0.3 | | |

7. The instructor demonstrated confidence in **everyone's** potential to succeed in the course.



| Options | Score | Count | Percentage |
|--------------------|-------|-------|------------|
| Strongly Disagree | 0 | 0 | 0% |
| Disagree | 1 | 0 | 0% |
| Neutral | 2 | 0 | 0% |
| Agree | 3 | 3 | 11% |
| Strongly Agree | 4 | 24 | 89% |
| Statistics | | | Value |
| Response Count | 27 | | |
| Mean | 3.9 | | |
| Standard Deviation | 0.3 | | |

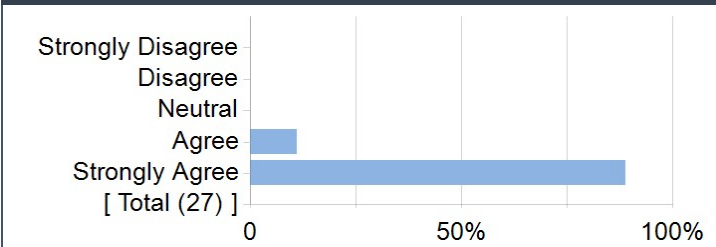
8. I felt like the instructor cared about my learning in the course.



| Options | Score | Count | Percentage |
|--------------------|-------|-------|------------|
| Strongly Disagree | 0 | 0 | 0% |
| Disagree | 1 | 0 | 0% |
| Neutral | 2 | 0 | 0% |
| Agree | 3 | 2 | 7% |
| Strongly Agree | 4 | 25 | 93% |
| Statistics | | | Value |
| Response Count | 27 | | |
| Mean | 3.9 | | |
| Standard Deviation | 0.3 | | |

Campus Wide Instructor Questions (continued)

9. I would recommend this instructor to other students for this course.



| Options | Score | Count | Percentage |
|--------------------|-------|-------|------------|
| Strongly Disagree | 0 | 0 | 0% |
| Disagree | 1 | 0 | 0% |
| Neutral | 2 | 0 | 0% |
| Agree | 3 | 3 | 11% |
| Strongly Agree | 4 | 24 | 89% |
| Statistics | | | Value |
| Response Count | | | 27 |
| Mean | | | 3.9 |
| Standard Deviation | | | 0.3 |

End of Report