

Chemical Kinetics and Photochemical Data for Use in Atmospheric Studies

Evaluation Number 18

NASA Panel for Data Evaluation:

J. B. Burkholder
**Earth System Research Laboratory
National Oceanic and Atmospheric
Administration (NOAA)**

J. P. D. Abbatt
University of Toronto

R. E. Huie
**National Institute of Standards and
Technology**

M. J. Kurylo
**Goddard Earth Sciences, Technology and
Research Program**

D. M. Wilmouth
Harvard University

S. P. Sander
**Jet Propulsion Laboratory
California Institute of Technology**

J. R. Barker
University of Michigan

C. E. Kolb
Aerodyne Research, Inc.

V. L. Orkin
**National Institute of Standards and
Technology**

P. H. Wine
Georgia Institute of Technology

**National Aeronautics and
Space Administration**

**Jet Propulsion Laboratory
California Institute of Technology
Pasadena, California**

October, 2015

SECTION 1. BIMOLECULAR REACTIONS

Table of Contents

SECTION 1. BIMOLECULAR REACTIONS	1-1
1.1 Introduction.....	1-3
1.2 The Evaluation Procedure.....	1-4
1.3 Uncertainty Estimates	1-4
Rate Constants for Bimolecular Reactions	
1.4 O _x Reactions.....	1-6
1.4.1 Table 1A: O _x Reactions	1-6
1.4.2 Notes: O _x Reactions	1-6
1.4.3 Bibliography – O _x Reactions	1-6
1.5 O(¹ D) Reactions.....	1-7
1.5.1 Table 1A: O(¹ D) Reactions.....	1-7
1.5.2 Notes: O(¹ D) Reactions.....	1-15
1.5.3 Bibliography – O(¹ D) Reactions.....	1-39
1.6 Singlet O ₂ Reactions	1-43
1.6.1 Table 1A: Singlet O ₂ Reactions	1-43
1.6.2 Notes: Singlet O ₂ Reactions.....	1-44
1.6.3 Bibliography - Singlet O ₂ Reactions.....	1-51
1.7 HO _x Reactions.....	1-54
1.7.1 Table 1B: HO _x Reactions.....	1-54
1.7.2 Notes: HO _x Reactions	1-55
1.7.3 Bibliography – HO _x Reactions.....	1-65
1.8 NO _x Reactions.....	1-70
1.8.1 Table 1C: NO _x Reactions.....	1-70
1.8.2 Notes: NO _x Reactions	1-72
1.8.3 Bibliography – NO _x Reactions.....	1-85
1.9 Reactions of Organic Compounds	1-91
1.9.1 Table 1D: Reactions of Organic Compounds	1-91
1.9.2 Notes: Reactions of Organic Compounds.....	1-95
1.9.3 Bibliography – Reactions of Organic Compounds	1-135
1.10 FO _x Reactions	1-151
1.10.1 Table 1E: FO _x Reactions.....	1-151
1.10.2 Notes: FO _x Reactions.....	1-156
1.10.3 Bibliography – FO _x Chemistry	1-188
1.11 ClO _x Reactions.....	1-196
1.11.1 Table 1F: ClO _x Reactions	1-196
1.11.2 Notes: ClO _x Reactions	1-204
1.11.3 Bibliography – ClO _x Reactions.....	1-260
1.12 BrO _x Reactions.....	1-278
1.12.1 Table 1G: BrO _x Reactions	1-278
1.12.2 Notes: BrO _x Reactions	1-281
1.12.3 Bibliography – BrO _x Reactions	1-299
1.13 IO _x Reactions	1-304
1.13.1 Table 1H: IO _x Reactions	1-304

1.13.2	Notes: IO _x Reactions.....	1-306
1.13.3	Bibliography – IO _x Reactions.....	1-310
1.14	SO _x Reactions.....	1-312
1.14.1	Table 1I: SO _x Reactions.....	1-312
1.14.2	Notes: SO _x Reactions.....	1-318
1.14.3	Bibliography – SO _x Reactions.....	1-361
1.15	Metal Reactions.....	1-374
1.15.1	Table 1J: Metal Reactions.....	1-374
1.15.2	Notes: Metal Reactions.....	1-375
1.15.3	Bibliography – Metal Reactions.....	1-378

1.1 Introduction

In Table 1 (Rate Constants for Bimolecular Reactions) the evaluated reactions are grouped into the classes O_x, O(¹D), Singlet O₂, HO_x, NO_x, Organic Compounds, FO_x, ClO_x, BrO_x, IO_x, SO_x, and Metals. Some of the reactions in Table 1 are actually more complex than simple two-body, bimolecular, reactions. To explain the pressure and temperature dependences occasionally measured in reactions of this type, it is necessary to consider the bimolecular class of reactions in terms of two subcategories, direct (concerted) and indirect (nonconcerted) reactions.

A direct, or concerted, bimolecular reaction is one in which the reactants A and B proceed to products C and D without the intermediate formation of an AB adduct that has appreciable bonding, i.e., there is no bound intermediate; only the transition state [AB][#] lies between reactants and products.



The reaction of OH with CH₄ forming H₂O + CH₃ is an example of a reaction of this class.

The rate constants for these reactions can, in general, be reasonably well represented by the Arrhenius expression

$$k(T) = A \times \exp(-E/RT)$$

over the temperature range of atmospheric interest. Very useful correlations between the expected structure of the transition state [AB][#] and the Arrhenius A-factor of the reaction rate constant can be made, especially in reactions that are constrained to follow a well-defined approach of the two reactants in order to minimize energy requirements in the making and breaking of bonds. The recommended parameters, A and E/R, are given in Table 1 as discussed below and the temperature range associated with their recommended use is given in the corresponding reaction note (e.g. "below 400 K"). Rate constants for reactions of this type are not pressure dependent.

However, even for this class of reactions, deviation in the temperature dependence from the simple Arrhenius expression mentioned above may be apparent over the full range of the experimental data considered in the evaluation, and even over the more limited temperature range used to derive the Arrhenius expression recommendation. Deviation from Arrhenius behavior is typically exhibited as curvature in the Arrhenius plot - a concave upward curvature in ln(k(T)) versus 1/T. There are several possible factors that may contribute to this curvature such as multiple reaction channels, the existence of reactant conformers, tunneling, and others. In cases where curvature was experimentally resolved, the reaction note emphasizes the temperature range over which the Arrhenius parameters given in Table 1 are applicable and also provides a recommended three-parameter expression

$$k(T) = A \times (T/298)^n \times \exp(-E/RT)$$

where n is a fit parameter, that better represents the overall temperature dependence.

The indirect or nonconcerted class of bimolecular reactions is characterized by a more complex reaction path involving a potential well between reactants and products, leading to a bound adduct (or reaction complex) formed between the reactants A and B:



The intermediate [AB]^{*} is different from the transition state [AB][#], in that its lifetime substantially exceeds the characteristic time of intermolecular vibrations and, thus, it is considered a bound molecule. Of course, transition states are involved in all reactions, both forward and backward, but are not explicitly shown in the equation above. An example of a reaction of this class is ClO + NO, which normally produces Cl + NO₂. Reactions of the nonconcerted type can have more complex temperature dependences and can exhibit a pressure dependence if the lifetime of [AB]^{*} is comparable to the rate of its collisional deactivation. This arises because the relative rate at which a complex [AB]^{*} decomposes to products C + D or back to reactants A + B is a sensitive function of its internal energy. Thus, in reactions of this type, the distinction between the bimolecular and termolecular classification becomes less meaningful, and it is especially necessary to study such reactions under the temperature and pressure conditions in which they are to be used in model calculations, or, alternatively, to develop reliable theoretical bases for extrapolation of the experimental data. In several cases where sufficient data exist, reactions of this type are treated in Section 2 and included in the corresponding table for termolecular reactions.

As mentioned above, the recommended rate constant tabulation for bimolecular reactions (Table 1) is given in Arrhenius form, $k(T) = A \times \exp(-E/RT)$, and contains the following information:

1. Reaction stoichiometry and products (if known).

2. Arrhenius A-factor: **A**
3. Recommended temperature dependence (“activation temperature”): **E/R**
4. Recommended rate constant at 298 K: **k(298 K)**
5. Rate constant uncertainty factor at 298 K: **f(298 K)** (see below)
6. A parameter used to calculate the rate constant uncertainty at temperatures other than 298 K: **g** (see below)
7. Index number for a detailed note containing references to the literature, the basis of recommendation and, in several cases, alternative methods to calculate the rate constant.

For a few reactions, the recommendations for A, E/R and k(298 K) are italicized in blue font. These represent estimates by the Panel in cases where there are either no literature data, where the existing data are judged to be of insufficient quality to base a recommendation, or where the recommendation is based on an extrapolation of very limited experimental data.

1.2 The Evaluation Procedure

The process of evaluating chemical kinetic data does not conform to a simple set of mathematical rules. There is no “one size fits all” algorithm that can be applied and each reaction must be examined on a case-by-case basis. Consideration of uncertainties in the kinetic and photochemical parameters used in atmospheric models plays a key role in determining the reliability of and uncertainty in the model results. Quite often the cause(s) of differences in experimental results from various laboratories can’t be determined with confidence and making recommendations for the uncertainties of the rate constant is often more difficult than for making recommendations of the Arrhenius parameters themselves. In many cases, investigators suggest possible qualitative reasons for disagreements among datasets. Thus, data evaluators necessarily must consider a variety of factors in assigning a recommendation, including such aspects as the chemical complexity of the system, sensitivities and shortcomings of the experimental techniques employed, similarities or trends in reactivity, and the level of agreement among studies using different techniques.

A recommendation for k(298 K) is typically made by averaging the rate constants from those studies deemed to be of sufficiently high quality / reliability and free from chemical interferences that could have biased the results. In cases where a study provides reliable data over a range of temperatures of atmospheric interest, the value of k(298 K) used in the averaging process is typically obtained from a weighted non-linear least-squares fit to the data from that study, k(T) versus T, assuming equal relative uncertainties in the rate constants reported at the different temperatures. In deriving a recommended Arrhenius temperature dependence (E/R), the selected data sets are examined to ascertain the temperature range over which a standard Arrhenius fit to the data provides an adequate representation. Each data set is then scaled by a constant factor so that the Arrhenius expressions describing the individual data sets give the recommended k(298 K) and a weighted non-linear least-squares fit to all of these scaled data is then made. This typical process is helpful in avoiding biases resulting from systematic errors associated with an individual data set or from the fact that the individual data sets may have been obtained over significantly different temperature ranges. In cases where the selected data sets have been obtained over similar ranges of temperature, a fit to the combined scaled data often yields a value for E/R not very different from that obtained by averaging the E/R values from the individual studies. The recommended Arrhenius pre-exponential factor “A” is then calculated based on the recommended values for k(298 K) and E/R.

1.3 Uncertainty Estimates

The parameters f(298 K) and g given in Table 1 can be used to calculate an estimated rate constant uncertainty at any given temperature, corresponding to approximately one standard deviation, from the following expression:

$$f(T) = f(298 \text{ K}) \exp \left| g \left(\frac{1}{T} - \frac{1}{298} \right) \right|$$

where the exponent is an absolute value.

Note that, since f(298 K) and g have been defined to correspond to approximately one standard deviation, f(T) yields a similar uncertainty interval. The more commonly used 95% confidence limits at a given temperature can be obtained by multiplying and dividing the recommended value of the rate constant at that temperature by the factor f²(T). It should be emphasized that the parameter g has been defined exclusively for use with f(298 K) in the

above expression and should not be interpreted as the uncertainty in the Arrhenius activation temperature (E/R). Thus, g is dependent on the value selected for $f(298\text{ K})$. For example, reactions for which $f(298\text{ K})$ is rather large may require only a small value of g to represent an adequate total rate constant uncertainty at other temperatures.

The uncertainty factor $f(298\text{ K})$, corresponding to approximately one standard deviation in the case of normally distributed data, was assigned such that all of the data used in deriving the average are encompassed within the band derived by multiplying and dividing $k(298\text{ K})$ by $f^2(298\text{ K})$, i.e., two standard deviations, which is considered a 95% confidence interval for the evaluation. In some cases, a slightly higher value of $f(298\text{ K})$ may be recommended to encompass outlying data that were not used in the averaging but could not be entirely rejected. The uncertainty factor “ g ” was then selected for use in the $f(T)$ expression described below such that $f^2(T)$ encompasses all of the data used in the evaluation over the temperature range of the recommendation. Neither $f(298\text{ K})$ nor g is derived from a rigorous statistical treatment of the available data, which generally are too limited to permit such analyses and, more importantly, do not follow a normal statistical distribution. Rather, the uncertainty estimation is based on knowledge of the techniques, the difficulties of the experiments, and the potential for systematic errors.

This approach is based on the fact that rate constants are typically known with greater certainty at room temperature where the experimental data are more abundant and often more reliable. The overall uncertainty normally increases at other temperatures where there are fewer data. In addition, data obtained at temperatures far distant from 298 K may be less accurate than at room temperature due to various experimental difficulties or complications.

The uncertainty represented by $f(T)$ is normally symmetric; i.e., the rate constant may be greater than or less than the recommended value, $k(T)$, by the factor $f(T)$. In a few cases in Table 1 asymmetric uncertainties are given in the temperature coefficient. For these cases, the factors by which a rate constant is to be multiplied or divided to obtain, respectively, the upper and lower limits are not equal, except at 298 K where the factor is simply $f(298\text{ K})$.

Finally, there is obviously no way to quantify “unknown” errors. The spread in results among different techniques for a given reaction may provide some basis for an uncertainty estimate, but the possibility of the same, or compensating, systematic errors in all the studies can’t be disregarded. Comparisons among rate constants recommended for similar reactions or for reactions within a homologous series of compounds can also help in the assignment of uncertainty factors. For measurements subject to large systematic errors, the true rate constant may be much further from the recommended value than would be expected and allowed for with any reasonable values of $f(T)$ based on the data available for the evaluation. For example, there have been cases in the past where the recommended rate constants have changed by factors well outside of the uncertainties that had been assigned in the absence of quantitative knowledge of systematic errors. However, as experimental techniques improve together with improved understanding of various reactive processes and with significant expansion of the kinetic and thermodynamic database for the recommendations, exceptionally large changes are becoming less likely.

Rate Constants for Bimolecular Reactions

1.4 O_x Reactions

1.4.1 Table 1A: O_x Reactions

Reaction	Temperature Range of Exp. Data(K) ^a	A-Factor	E/R	k(298 K) ^b	f(298 K) ^c	g	Note
$O + O_2 \xrightarrow{M} O_3$		(See Table 2-1)					
$O + O_3 \rightarrow O_2 + O_2$	220–409	8.0×10^{-12}	2060	8.0×10^{-15}	1.10	200	A1

Shaded areas indicate changes or additions since JPL10-6.

^a Temperature range of available experimental data. This is not necessarily the range of temperature over which the recommended Arrhenius parameters are applicable. See the corresponding note for each reaction for such information.

^b Units are $\text{cm}^3 \text{ molecule}^{-1} \text{ s}^{-1}$.

^c $f(298 \text{ K})$ is the uncertainty factor at 298 K. To calculate the uncertainty at other temperatures, use the expression:

$$f(T) = f(298 \text{ K}) \exp \left| g \left(\frac{1}{T} - \frac{1}{298} \right) \right|$$

Note that the exponent is an absolute value.

1.4.2 Notes: O_x Reactions

A1. O + O₃. The recommended rate expression is from Wine et al.⁵ and is a linear least-squares fit of all data (unweighted) from Davis et al.,² McCrumb and Kaufman,³ West et al.,⁴ Arnold and Comes,¹ and Wine et al.⁵ (Table: 83-62, Note: 83-62, Evaluation: 10-6) [Back to Table](#)

- (1) Arnold, I.; Comes, F. J. Temperature dependence of the reactions $O(^3P) + O_3 \rightarrow 2O_2$ and $O(^3P) + O_2 + M \rightarrow O_3 + M$. *Chem. Phys.* **1979**, *42*, 231-239.
- (2) Davis, D. D.; Wong, W.; Lephardt, J. A laser flash photolysis-resonance fluorescence kinetic study: Reaction of $O(^3P)$ with O_3 . *Chem. Phys. Lett.* **1973**, *22*, 273-278.
- (3) McCrumb, J. L.; Kaufman, F. Kinetics of the $O + O_3$ reaction. *J. Chem. Phys.* **1972**, *57*, 1270-1276.
- (4) West, G. A.; Weston, R. E., Jr.; Flynn, G. W. The influence of reactant vibrational excitation on the $O(^3P) + O_3^{\dagger}$ bimolecular reaction rate. *Chem. Phys. Lett.* **1978**, *56*, 429-433.
- (5) Wine, P. H.; Nicovich, J. M.; Thompson, R. J.; Ravishankara, A. R. Kinetics of $O(^3P_1)$ reactions with H_2O_2 and O_3 . *J. Phys. Chem.* **1983**, *87*, 3948-3954.

1.4.3 Bibliography – O_x Reactions

Arnold, I.; Comes, F. J. Temperature dependence of the reactions $O(^3P) + O_3 \rightarrow 2O_2$ and $O(^3P) + O_2 + M \rightarrow O_3 + M$. *Chem. Phys.* **1979**, *42*, 231-239.

Davis, D. D.; Wong, W.; Lephardt, J. A laser flash photolysis-resonance fluorescence kinetic study: Reaction of $O(^3P)$ with O_3 . *Chem. Phys. Lett.* **1973**, *22*, 273-278.

McCrumb, J. L.; Kaufman, F. Kinetics of the $O + O_2$ reaction. *J. Chem. Phys.* **1972**, *57*, 1270-1276.

West, G. A.; Weston, R. E., Jr.; Flynn, G. W. The influence of reactant vibrational excitation on the $O(^3P) + O_3^{\dagger}$ bimolecular reaction rate. *Chem. Phys. Lett.* **1978**, *56*, 429-433.

Wine, P. H.; Nicovich, J. M.; Thompson, R. J.; Ravishankara, A. R. Kinetics of $O(^3P_1)$ reactions with H_2O_2 and O_3 . *J. Phys. Chem.* **1983**, *87*, 3948-3954.

1.5 O(¹D) Reactions

1.5.1 Table 1A: O(¹D) Reactions

Reaction	Branching Ratio ^a	Temperature Range of Exp. Data (K) ^b	Total Rate Coefficient: O(¹ D) Loss ^c					Note
			A-Factor ^d	E/R	k(298 K) ^d	f(298 K) ^e	g	
O(¹D) Reactions								A2
O(¹ D) + O ₂ → O(³ P) + O ₂ → O(³ P) + O ₂ (¹ Σ) → O(³ P) + O ₂ (¹ Δ)	0 0.80 ± 0.20 0.20 (0.40-0)	104–424	3.3×10 ⁻¹¹	-55	3.95×10 ⁻¹¹	1.10	10	A3
O(¹ D) + O ₃ → O(³ P) + O ₃ → O ₂ + O ₂ → O ₂ + O(³ P) + O(³ P)	0 0.50 ± 0.03 0.50 ± 0.03	103–393	2.4×10 ⁻¹⁰	0	2.4×10 ⁻¹⁰	1.20	50	A4
O(¹ D) + H ₂ → O(³ P) + H ₂ → OH + H	<0.01 1.0 ⁺⁰ _{-0.01}	204–420	1.2×10 ⁻¹⁰	0	1.2×10 ⁻¹⁰	1.15	50	A5
O(¹ D) + H ₂ O → O(³ P) + H ₂ O → O ₂ + H ₂ → OH + OH	<0.003 0.006 ± 0.006 1.0 ⁺⁰ _{-0.015}	217–453	1.63×10 ⁻¹⁰	-60	2.0×10 ⁻¹⁰	1.08	20	A6
O(¹ D) + N ₂ → O(³ P) + N ₂	1.0	104–673	2.15×10 ⁻¹¹	-110	3.1×10 ⁻¹¹	1.10	20	A7
O(¹ D) + N ₂ \xrightarrow{M} N ₂ O	(See Table 2-1)							
O(¹ D) + N ₂ O → O(³ P) + N ₂ O → N ₂ + O ₂ → NO + NO	<0.01 0.39 (0.36-0.42) 0.61 ± 0.03	195–719	1.19×10 ⁻¹⁰	-20	1.27×10 ⁻¹⁰	1.10	25	A8
O(¹ D) + NH ₃ → O(³ P) + NH ₃ → Products	0 1.0	204–354	2.5×10 ⁻¹⁰	0	2.5×10 ⁻¹⁰	1.20	25	A9

Reaction	Branching Ratio ^a	Temperature Range of Exp. Data (K) ^b	Total Rate Coefficient: O(¹ D) Loss ^c					Note
			A-Factor ^d	E/R	k(298 K) ^d	f(298 K) ^e	g	
O(¹ D) + HCN → O(³ P) + HCN → Products	0.15×exp(200/T) 0.93×exp(-82/T)	193–430	1.08×10 ⁻¹⁰	-105	1.54×10 ⁻¹⁰	1.2	0	A10
O(¹ D) + CH ₃ CN → O(³ P) + CH ₃ CN → Products	0.035 ^{+0.05} _{-0.035} 0.965 ^{+0.035} _{-0.05}	193–430	2.54×10 ⁻¹⁰	24	2.34×10 ⁻¹⁰	1.2	0	A11
O(¹ D) + CO ₂ → O(³ P) + CO ₂	1.0 ⁺⁰ _{-0.01}	195–370	7.5×10 ⁻¹¹	-115	1.1×10 ⁻¹⁰	1.15	20	A12
O(¹ D) + CH ₄ → O(³ P) + CH ₄ → CH ₃ + OH → CH ₃ O or CH ₂ OH + H → CH ₂ O + H ₂	<0.005 0.75 ± 0.15 0.20 ± 0.10 0.05 ± 0.05	198–413	1.75×10 ⁻¹⁰	0	1.75×10 ⁻¹⁰	1.15	25	A13
O(¹ D) + HCl → O(³ P) + HCl → H + ClO → Cl + OH	0.12 ± 0.04 0.22 ± 0.05 0.66 (0.61-0.71)	199–379	1.5×10 ⁻¹⁰	0	1.5×10 ⁻¹⁰	1.10	25	A14
O(¹ D) + HF → O(³ P) + HF → F + OH	0.70 ± 0.05 0.30 ± 0.05	298	5.0×10 ⁻¹¹	0	5.0×10 ⁻¹¹	1.50	25	A15
O(¹ D) + NF ₃ → O(³ P) + NF ₃ → Products	0.07 ^{+0.21} _{-0.07} 0.93 ^{+0.07} _{-0.21}	199–356	2.0×10 ⁻¹¹	-44	2.3×10 ⁻¹¹	1.10	0	A16
O(¹ D) + HBr → O(³ P) + HBr → H + BrO → Br + OH	0.20 ± 0.07 0.20 ± 0.04 0.60 (0.49-0.71)	297	1.5×10 ⁻¹⁰	0	1.5×10 ⁻¹⁰	1.50	25	A17
O(¹ D) + Cl ₂ → O(³ P) + Cl ₂ → Cl + ClO	0.25 ± 0.10 0.75 ± 0.07	298	2.7×10 ⁻¹⁰	0	2.7×10 ⁻¹⁰	1.10	25	A18
O(¹ D) + CCl ₂ O → O(³ P) + CCl ₂ O → Products	0.20 ± 0.04 0.80 ± 0.04	194–429	2.2×10 ⁻¹⁰	-30	2.4×10 ⁻¹⁰	1.10	25	A19

Reaction	Branching Ratio ^a	Temperature Range of Exp. Data (K) ^b	Total Rate Coefficient: O(¹ D) Loss ^c					Note
			A-Factor ^d	E/R	k(298 K) ^d	f(298 K) ^e	g	
O(¹ D) + CClFO → O(³ P) + CClFO → Products	0.20 0.80	298	1.9×10^{-10}	0	1.9×10^{-10}	1.50	25	A20
O(¹ D) + CF ₂ O → O(³ P) + CF ₂ O → Products	0.35 0.65 ± 0.10	298	7.4×10^{-11}	0	7.4×10^{-11}	1.50	25	A21
O(¹ D) + CH ₃ Cl → O(³ P) + CH ₃ Cl → ClO + Products → Cl + Products → H + Products	0.10 0.46 ± 0.06 0.35 0.09	298	2.6×10^{-10}	0	2.6×10^{-10}	1.3	50	A22
O(¹ D) + CCl ₄ (CFC-10) → O(³ P) + CCl ₄ → ClO + Products	0.21 ± 0.04 0.79 ± 0.04	203–343	3.30×10^{-10}	0	3.30×10^{-10}	1.15	0	A23
O(¹ D) + CH ₃ CCl ₃ → O(³ P) + CH ₃ CCl ₃ → Products	0.1 0.9	298	3.25×10^{-10}	0	3.25×10^{-10}	1.4	0	A24
O(¹ D) + CH ₃ Br → O(³ P) + CH ₃ Br → BrO + Products → OH + Products	$0_{-0}^{+0.07}$ 0.44 ± 0.05 0.56 (0.44-0.61)	297	1.8×10^{-10}	0	1.8×10^{-10}	1.15	50	A25
O(¹ D) + CH ₂ Br ₂ → O(³ P) + CH ₂ Br ₂ → Products	0.05 ± 0.07 0.95 ^{+0.05} _{-0.10}	297	2.7×10^{-10}	0	2.7×10^{-10}	1.20	25	A26
O(¹ D) + CHBr ₃ → O(³ P) + CHBr ₃ → Products	0.30 ± 0.10 0.70 ± 0.10	297	6.6×10^{-10}	0	6.6×10^{-10}	1.30	25	A27
O(¹ D) + CH ₃ F (HFC-41) → O(³ P) + CH ₃ F → Products	0.18 ± 0.07 0.82 ± 0.07	298	1.5×10^{-10}	0	1.5×10^{-10}	1.15	50	A28
O(¹ D) + CH ₂ F ₂ (HFC-32) → O(³ P) + CH ₂ F ₂ → Products	0.70 ± 0.11 0.30 ± 0.11	298	5.1×10^{-11}	0	5.1×10^{-11}	1.20	50	A29

Reaction	Branching Ratio ^a	Temperature Range of Exp. Data (K) ^b	Total Rate Coefficient: O(¹ D) Loss ^c					Note
			A-Factor ^d	E/R	k(298 K) ^d	f(298 K) ^e	g	
O(¹ D) + CHF ₃ (HFC-23) → O(³ P) + CHF ₃ → Products	0.75 ± 0.05 0.25 ± 0.05	217–372	8.7×10 ⁻¹²	-30	9.6×10 ⁻¹²	1.05	0	A30
O(¹ D) + CHCl ₂ F (HCFC-21) → O(³ P) + CHCl ₂ F → ClO + Products → OH + Products	0.20 ± 0.05 0.74 ± 0.06 0.06 (0-0.17)	188–343	1.9×10 ⁻¹⁰	0	1.9×10 ⁻¹⁰	1.15	50	A31
O(¹ D) + CHClF ₂ (HCFC-22) → O(³ P) + CHClF ₂ → ClO + Products → OH + Products → Other Products	0.25 ± 0.05 0.56 ± 0.03 0.05 ± 0.02 0.14 (0.04-0.24)	173–373	1.02×10 ⁻¹⁰	0	1.02×10 ⁻¹⁰	1.07	0	A32
O(¹ D) + CHF ₂ Br → O(³ P) + CHF ₂ Br → BrO + Products → Other Products	0.40 ± 0.06 0.39 ± 0.07 0.21 (0.08-0.34)	211–425	1.75×10 ⁻¹⁰	-70	2.2×10 ⁻¹⁰	1.15	25	A33
O(¹ D) + CCl ₃ F (CFC-11) → O(³ P) + CCl ₃ F → ClO + Products → Other Products	0.10 ± 0.07 0.79 ± 0.04 0.11 (0.0-0.22)	173–372	2.30×10 ⁻¹⁰	0	2.30×10 ⁻¹⁰	1.10	0	A34
O(¹ D) + CCl ₂ F ₂ (CFC-12) → O(³ P) + CCl ₂ F ₂ → ClO + Products → Other Products	0.14 ± 0.07 0.76 ± 0.06 0.10 (0-0.23)	173–373	1.40×10 ⁻¹⁰	-25	1.52×10 ⁻¹⁰	1.15	0	A35
O(¹ D) + CClF ₃ (CFC-13) → O(³ P) + CClF ₃ → ClO + Products	0.18 ± 0.06 0.82 ± 0.06	298	8.7×10 ⁻¹¹	0	8.7×10 ⁻¹¹	1.20	50	A36
O(¹ D) + 1,2-c-C ₄ Cl ₂ F ₆ (E,Z) → O(³ P) + 1,2-c-C ₄ Cl ₂ F ₆ (E,Z) → Products	0.12 ± 0.12 0.88 ^{+0.12} _{-0.15}	296	1.56×10 ⁻¹⁰	0	1.56×10 ⁻¹⁰	1.1	0	A37

Reaction	Branching Ratio ^a	Temperature Range of Exp. Data (K) ^b	Total Rate Coefficient: O(¹ D) Loss ^c					Note
			A-Factor ^d	E/R	k(298 K) ^d	f(298 K) ^e	g	
O(¹ D) + CClBrF ₂ (Halon-1211) → O(³ P) + CClBrF ₂ → BrO + Products → Other Products	0.35 ± 0.04 0.31 ± 0.06 0.34 (0.24-0.44)	297	1.50×10 ⁻¹⁰	0	1.50×10 ⁻¹⁰	1.20	50	A38
O(¹ D) + CBr ₂ F ₂ (Halon-1202) → O(³ P) + CBr ₂ F ₂ → Products	0.55 ± 0.06 0.45 ± 0.06	297	2.20×10 ⁻¹⁰	0	2.20×10 ⁻¹⁰	1.20	50	A39
O(¹ D) + CBrF ₃ (Halon-1301) → O(³ P) + CBrF ₃ → BrO + Products	0.55 ± 0.08 0.45 ± 0.08	297	1.00×10 ⁻¹⁰	0	1.00×10 ⁻¹⁰	1.20	50	A40
O(¹ D) + CF ₄ (PFC-14) → O(³ P) + CF ₄	–	297			<2×10 ⁻¹⁴			A41
O(¹ D) + CH ₃ CH ₂ F (HFC-161) → O(³ P) + CH ₃ CH ₂ F → Products	0.18 ± 0.05 0.82 ± 0.05	297	2.6×10 ⁻¹⁰	0	2.6×10 ⁻¹⁰	1.20	25	A42
O(¹ D) + CH ₃ CHF ₂ (HFC-152a) → O(³ P) + CH ₃ CHF ₂ → OH + Products → Other Products	0.45 ± 0.15 0.15 ± 0.02 0.4 (0.18-0.62)	297	1.75×10 ⁻¹⁰	0	1.75×10 ⁻¹⁰	1.20	50	A43
O(¹ D) + CH ₃ CCl ₂ F (HCFC-141b) → O(³ P) + CH ₃ CCl ₂ F → Products	0.31 ± 0.05 0.69 ± 0.05	297	2.60×10 ⁻¹⁰	0	2.60×10 ⁻¹⁰	1.20	50	A44
O(¹ D) + CH ₃ CClF ₂ (HCFC-142b) → O(³ P) + CH ₃ CClF ₂ → Products	0.35 ± 0.10 0.65 ± 0.10	217–373	2.0×10 ⁻¹⁰	0	2.0×10 ⁻¹⁰	1.10	0	A45
O(¹ D) + CH ₃ CF ₃ (HFC-143a) → O(³ P) + CH ₃ CF ₃ → OH + Products → Other Products	0.35 ± 0.05 0.38 ± 0.06 0.27 (0.16-0.38)	217–373	5.6×10 ⁻¹¹	–20	6.0×10 ⁻¹¹	1.20	0	A46
O(¹ D) + CH ₂ ClCClF ₂ (HCFC-132b) → O(³ P) + CH ₂ ClCClF ₂ → Products	0.10 0.90	297	1.6×10 ⁻¹⁰	0	1.6×10 ⁻¹⁰	1.50	50	A47

Reaction	Branching Ratio ^a	Temperature Range of Exp. Data (K) ^b	Total Rate Coefficient: O(¹ D) Loss ^c					Note
			A-Factor ^d	E/R	k(298 K) ^d	f(298 K) ^e	g	
O(¹ D) + CH ₂ ClCF ₃ (HCFC-133a) → O(³ P) + CH ₂ ClCF ₃ → Products	0.20 ± 0.05 0.80 ± 0.05	297	1.2×10^{-10}	0	1.2×10^{-10}	1.25	50	A48
O(¹ D) + CH ₂ FCF ₃ (HFC-134a) → O(³ P) + CH ₂ FCF ₃ → OH + Products → Other Products	0.65 ± 0.06 0.24 ± 0.04 <i>0.11 (0.01-0.21)</i>	297	4.9×10^{-11}	0	4.9×10^{-11}	1.15	50	A49
O(¹ D) + CHCl ₂ CF ₃ (HCFC-123) → O(³ P) + CHCl ₂ CF ₃ → Products	0.21 ± 0.08 0.79 ± 0.08	297	2.0×10^{-10}	0	2.0×10^{-10}	1.20	50	A50
O(¹ D) + CHClFCF ₃ (HCFC-124) → O(³ P) + CHClFCF ₃ → Products	0.31 ± 0.10 0.69 ± 0.10	297	8.6×10^{-11}	0	8.6×10^{-11}	1.20	50	A51
O(¹ D) + CHF ₂ CF ₃ (HFC-125) → O(³ P) + CHF ₂ CF ₃ → OH + Products → Other Products	0.25 ± 0.05 0.60 ± 0.10 <i>0.15 (0-0.30)</i>	217–373	9.5×10^{-12}	-25	1.03×10^{-11}	1.07	0	A52
O(¹ D) + CCl ₃ CF ₃ (CFC-113a) → O(³ P) + CCl ₃ CF ₃ → ClO + Products → Other Products	<i>0.10</i> 0.79 ± 0.05 <i>0.11 (0-0.16)</i>	296	2.6×10^{-10}	0	2.6×10^{-10}	1.25	0	A53
O(¹ D) + CCl ₂ FCClF ₂ (CFC-113) → O(³ P) + CCl ₂ FCClF ₂ → ClO + Products → Other Products	<i>0.10</i> 0.80 ± 0.05 <i>0.10 (0-0.15)</i>	217–373	2.32×10^{-10}	0	2.32×10^{-10}	1.10	0	A54
O(¹ D) + CCl ₂ FCF ₃ (CFC-114a) → O(³ P) + CCl ₂ FCF ₃ → ClO + Products → Other Products	<i>0.10</i> 0.80 ± 0.05 <i>0.10 (0-0.15)</i>	296	1.6×10^{-10}	0	1.6×10^{-10}	1.20	0	A55
O(¹ D) + CClF ₂ CClF ₂ (CFC-114) → O(³ P) + CClF ₂ CClF ₂ → ClO + Products → Other Products	<i>0.10</i> 0.85 ± 0.06 <i>0.05 (0-0.1)</i>	217–373	1.30×10^{-10}	-25	1.41×10^{-10}	1.10	0	A56

Reaction	Branching Ratio ^a	Temperature Range of Exp. Data (K) ^b	Total Rate Coefficient: O(¹ D) Loss ^c					Note
			A-Factor ^d	E/R	k(298 K) ^d	f(298 K) ^e	g	
O(¹ D) + CCIF ₂ CF ₃ (CFC-115) → O(³ P) + CCIF ₂ CF ₃ → Products	0.14 ± 0.06 0.86 ± 0.06	217–373	5.4×10 ⁻¹¹	-30	6.0×10 ⁻¹¹	1.15	0	A57
O(¹ D) + CBrF ₂ CBrF ₂ (Halon-2402) → O(³ P) + CBrF ₂ CBrF ₂ → Products	0.25 ± 0.07 0.75 ± 0.07	297	1.60×10 ⁻¹⁰	0	1.60×10 ⁻¹⁰	1.20	50	A58
O(¹ D) + CF ₃ CF ₃ (CFC-116) → O(³ P) + CF ₃ CF ₃ → Products	<0.2	297			1.5×10 ⁻¹³			A59
O(¹ D) + CF ₃ CHF ₂ CF ₃ (HFC-227ea) → O(³ P) + CF ₃ CHF ₂ CF ₃ → Products	0.28 ± 0.07 0.72 ± 0.07	217–373	7.9×10 ⁻¹²	-70	1.0×10 ⁻¹¹	1.1	0	A60
O(¹ D) + CHF ₂ CH ₂ CF ₃ (HFC-245fa) → O(³ P) + CHF ₂ CH ₂ CF ₃ → Products	0.5 0.5		1.5×10 ⁻¹⁰	0	1.5×10 ⁻¹⁰	1.3	0	A61
O(¹ D) + CHF ₂ CF ₂ CF ₂ CHF ₂ (HFC-338pcc) → O(³ P) + CHF ₂ CF ₂ CF ₂ CHF ₂ → Products	0.95 ^{+0.05} _{-0.09} 0.05 ^{+0.09} _{-0.05}	297	1.8×10 ⁻¹¹	0	1.8×10 ⁻¹¹	1.30	50	A62
O(¹ D) + c-C ₄ F ₈ → O(³ P) + c-C ₄ F ₈ → Products	<0.04	297			8×10 ⁻¹³			A63
O(¹ D) + CF ₃ CHFCHFCF ₂ CF ₃ (HFC-43-10mee) → O(³ P) + CF ₃ CHFCHFCF ₂ CF ₃ → Products	0.90 ± 0.10 0.10 ± 0.10	297	2.1×10 ⁻¹⁰	0	2.1×10 ⁻¹⁰	2	50	A64
O(¹ D) + C ₅ F ₁₂ (PFC-41-12) → O(³ P) + C ₅ F ₁₂ → Products	<0.12	297			4×10 ⁻¹³			A65
O(¹ D) + C ₆ F ₁₄ (PFC-51-14) → O(³ P) + C ₆ F ₁₄ → Products	<0.16	297			1×10 ⁻¹²			A66

Reaction	Branching Ratio ^a	Temperature Range of Exp. Data (K) ^b	Total Rate Coefficient: O(¹ D) Loss ^c					Note
			A-Factor ^d	E/R	k(298 K) ^d	f(298 K) ^e	g	
O(¹ D) + 1,2-(CF ₃) ₂ C-C ₄ F ₆ → O(³ P) + 1,2-(CF ₃) ₂ C-C ₄ F ₆ → Products	–	297			<3×10 ⁻¹³			A67
O(¹ D) + C ₄ F ₁₀ → O(³ P) + C ₄ F ₁₀ → Products	–	297			<5×10 ⁻¹³			A68
O(¹ D) + SF ₆ → O(³ P) + SF ₆ → Products	<0.7	297			1.8×10 ⁻¹⁴			A69
O(¹ D) + SO ₂ → O(³ P) + SO ₂ → Products	0.24 ± 0.07 0.76 ± 0.07	298	<i>2.2×10⁻¹⁰</i>	0	2.2×10 ⁻¹⁰	1.30	30	A70
O(¹ D) + SO ₂ F ₂ → O(³ P) + SO ₂ F ₂ → Products	0.45 ± 0.04 0.55 ± 0.04	199–351	9×10 ⁻¹¹	–100	1.26×10 ⁻¹⁰	1.30	30	A71
O(¹ D) + SF ₅ CF ₃ → O(³ P) + SF ₅ CF ₃ → Products	<0.3	296–300			2×10 ⁻¹³			A72

Shaded areas indicate changes or additions since JPL10-6. Italicized blue entries denote estimates.

^a Recommended product channel branching ratios are temperature independent unless noted otherwise.

^b Temperature range of available experimental data. This is not necessarily the range of temperature over which the recommended Arrhenius parameters are applicable. See the corresponding note for each reaction for such information.

^c The total rate coefficient (i.e., O(¹D) loss) is defined as $A \times \exp(-E/RT)$ in units of cm³ molecule⁻¹ s⁻¹.

The rate coefficient for an individual reaction channel, if provided, is defined as Branching Ratio × $A \times \exp(-E/RT)$ in units of cm³ molecule⁻¹ s⁻¹.

^d Units of cm³ molecule⁻¹ s⁻¹.

^e $f(298\text{ K})$ is the uncertainty factor at 298 K. To calculate the uncertainty at other temperatures, use the expression:

$$f(T) = f(298\text{ K}) \exp \left| g \left(\frac{1}{T} - \frac{1}{298} \right) \right|$$

Note that the exponent is an absolute value.

1.5.2 Notes: O(¹D) Reactions

A2. O(¹D) Reactions. O(¹D) reactions are complex with several possible exothermic reaction pathways, which include (1) collisional (physical) quenching of O(¹D) to ground state oxygen atoms, O(³P), (2) abstraction or addition-elimination reaction, and (3) reactive quenching to form O(³P) and products other than the reactant, including stable and radical species. The recommended total rate coefficient parameters given in the table are for the disappearance of O(¹D). The details of deriving a recommended rate coefficient are given in the note for each reaction. In deriving recommended values, direct measurements are used whenever possible. However, rate coefficients measured via relative rate techniques have been considered for checking consistency in measured elementary reaction rate coefficients. The ratios of the rate coefficients for O(¹D) reactions measured using the same method (and often the same apparatus) may be more accurate and precise than the individual recommended rate coefficients. The ratios of rate coefficients can be obtained from the original references. The weight of the evidence indicates that the results from Heidner and Husain,⁴ Heidner et al.,³ and Fletcher and Husain^{1,2} contain systematic errors and, therefore, are not considered in the determination of the recommendations.

The basis for the product branching ratio recommendations for deactivation and chemical reaction are described in the individual reaction notes. The collisional quenching channel and yield is listed as the first (possibly only) reaction pathway for each reaction given in the table. Reactive quenching channels, i.e., channels that produce O(³P) and reaction products, are included for the O₂ and O₃ reactions, but have not been identified in the majority of the other experimental studies. Bromine, chlorine, and hydrogen are more easily displaced than fluorine from halocarbons and, therefore, typically account for major reaction product yields in the form of BrO, ClO, and OH radicals. The uncertainties in the recommended branching ratios are taken from the experimental studies (see notes) where possible. For some channels, a range of values is provided in parenthesis that is consistent with the other reported uncertainties and a total branching ratio of unity.

(Note: 15-10) [Back to Table](#)

- (1) Fletcher, I. S.; Husain, D. Absolute reaction rates of oxygen (2¹D₂) with halogenated paraffins by atomic absorption spectroscopy in the vacuum ultraviolet. *J. Phys. Chem.* **1976**, *80*, 1837-1840, doi:10.1021/j100558a002.
- (2) Fletcher, I. S.; Husain, D. The collisional quenching of electronically excited oxygen atoms, O(2¹D₂), by the gases NH₃, H₂O₂, C₂H₆, C₃H₈, and C(CH₃)₄, using time-resolved attenuation of atomic resonance radiation. *Can. J. Chem.* **1976**, *54*, 1765-1770.
- (3) Heidner, R. F., III; Husain, D.; Wiesenfeld, J. R. Kinetic investigation of electronically excited oxygen atoms, O(2¹D₂), by time-resolved attenuation of atomic resonance radiation in the vacuum ultra-violet Part 2.-Collisional quenching by the atmospheric gases N₂, O₂, CO, CO₂, H₂O and O₃. *J. Chem. Soc. Faraday Trans. 2* **1973**, *69*, 927-938.
- (4) Heidner, R. F., III; Husain, D. Electronically excited oxygen atoms, O(2¹D₂). A time-resolved study of the collisional quenching by the gases H₂, D₂, NO, N₂O, NO₂, CH₄, and C₃O₂ using atomic absorption spectroscopy in the vacuum ultraviolet. *Int. J. Chem. Kinet.* **1973**, *5*, 819-831.

A3. O(¹D) + O₂. The recommended 298 K rate coefficient was derived from the studies of Blitz et al.,⁴ Amimoto et al.,^{1,2} Lee and Slanger,^{9,10} Davidson et al.,^{5,6} Dunlea and Ravishankara,⁷ Streit et al.,¹³ Strekowski et al.,¹⁴ and Takahashi et al.¹⁵ The temperature dependence was computed by normalizing the results of Strekowski et al., Dunlea and Ravishankara, and Streit et al. to the 298 K value recommended here. The deactivation of O(¹D) by O₂ leads to the production of O₂(¹Σ) with an efficiency of (80 ± 20)% (Noxon,¹¹ Biedenkapp and Bair,³ Snelling,¹² and Lee and Slanger⁹). O₂(¹Σ) is produced in the v = 0, 1, and 2 vibrational levels in the amounts 60%, 40%, and <3%, respectively (Gauthier and Snelling⁸ and Lee and Slanger⁹). The fractional deactivation of O(¹D) that leads to the excitation of O₂(³Σ) to O₂(¹Δ) is expected to be ~20%. An O₂(¹Σ) yield of (80 ± 20)% is recommended with the O₂(¹Δ) yield accounting for the balance of the reaction.

(Table: 06-2, Note: 15-10, Evaluated: 10-6) [Back to Table](#)

- (1) Amimoto, S. T.; Force, A. P.; Gulotty, R. G., Jr.; Wiesenfeld, J. R. Collisional deactivation of O(2¹D₂) by the atmospheric gases. *J. Chem. Phys.* **1979**, *71*, 3640-3647.
- (2) Amimoto, S. T.; Force, A. P.; Wiesenfeld, J. R. Ozone photochemistry: Production and deactivation of O(2¹D₂) following photolysis at 248 nm. *Chem. Phys. Lett.* **1978**, *60*, 40-43.
- (3) Biedenkapp, D.; Bair, E. J. Ozone ultraviolet photolysis. I. The effect of molecular oxygen. *J. Chem. Phys.* **1970**, *52*, 6119-6125.

- (4) Blitz, M. A.; Dillon, T. J.; Heard, D. E.; Pilling, M. J.; Trought, I. D. Laser induced fluorescence studies of the reactions of O(¹D₂) with N₂, O₂, N₂O, CH₄, H₂, CO₂, Ar, Kr and n-C₄H₁₀. *Phys. Chem. Chem. Phys.* **2004**, *6*, 2162-2171, doi:10.1039/b400283k.
- (5) Davidson, J. A.; Schiff, H. I.; Brown, T. J.; Howard, C. J. Temperature dependence of the rate constants for reactions of O(¹D) atoms with a number of halocarbons. *J. Chem. Phys.* **1978**, *69*, 4277-4279.
- (6) Davidson, J. A.; Schiff, H. I.; Streit, G. E.; McAfee, J. R.; Schmeltekopf, A. L.; Howard, C. J. Temperature dependence of O(¹D) rate constants for reactions with N₂O, H₂, CH₄, HCl, and NH₃. *J. Chem. Phys.* **1977**, *67*, 5021-5025, doi:10.1063/1.434724.
- (7) Dunlea, E. J.; Ravishankara, A. R. Kinetics studies of the reactions of O(¹D) with several atmospheric molecules. *Phys. Chem. Chem. Phys.* **2004**, *6*, 2152-2161, doi:10.1039/b400247d.
- (8) Gauthier, M. J. E.; Snelling, D. R. Production de O₂(b¹Σ_g⁺), v' = 0,1 et 2 par la reaction O(2¹D₂) + O₂(X³Σ_g⁻). *Can. J. Chem.* **1974**, *52*, 4007-4015.
- (9) Lee, L. C.; Slinger, T. G. Observations on O(¹D → ³P) and O₂(b¹Σ_g⁺ → X³Σ_g⁻) following O₂ photodissociation. *J. Chem. Phys.* **1978**, *69*, 4053-4060, doi:10.1063/1.437136.
- (10) Lee, L. C.; Slinger, T. G. Atmospheric OH production--The O(¹D) + H₂O reaction rate. *Geophys. Res. Lett.* **1979**, *6*, 165-166.
- (11) Noxon, J. F. Optical emission from O(¹D) and O₂(b¹Σ_g) in ultraviolet photolysis of O₂ and CO₂. *J. Chem. Phys.* **1970**, *52*, 1852-1873, doi:10.1063/1.1673227.
- (12) Snelling, D. R. The ultraviolet flash photolysis of ozone and the reactions of O(¹D) and O₂(¹Σ_g⁺). *Can. J. Chem.* **1974**, *52*, 257-270.
- (13) Streit, G. E.; Howard, C. J.; Schmeltekopf, A. L.; Davidson, J. A.; Schiff, H. I. Temperature dependence of O(¹D) rate constants for reactions with O₂, N₂, CO₂, O₃, and H₂O. *J. Chem. Phys.* **1976**, *65*, 4761-4764, doi:10.1063/1.432930.
- (14) Streckowski, R. S.; Nicovich, J. M.; Wine, P. H. Temperature-dependent kinetics study of the reactions of O(¹D₂) with N₂ and O₂. *Phys. Chem. Chem. Phys.* **2004**, *6*, 2145-2151, doi:10.1039/b400243a.
- (15) Takahashi, K.; Takeuchi, Y.; Matsumi, Y. Rate constants of the O(¹D) reactions with N₂, O₂, N₂O, and H₂O at 295 K. *Chem. Phys. Lett.* **2005**, *410*, 196-200, doi:10.1016/j.cplett.2005.05.062.

A4. O(¹D) + O₃. The room temperature rate coefficient was derived from the results of Davidson et al.,^{4,5} Streit et al.,⁸ Amimoto et al.,^{1,2} Wine and Ravishankara,¹⁰⁻¹² Talukdar and Ravishankara,⁹ and Dunlea and Ravishankara.⁶ The reaction of O(¹D) with O₃ gives O₂ + O₂ or O₂ + O + O as products. Davenport et al.³ and Amimoto et al.² report that, on average, one ground state O atom is produced per O(¹D) reacting with O₃. Dunlea et al.⁷ have shown that the yield of O(³P) in this reaction is close to, but not exactly, unity. Dunlea et al. suggest a small, but significant decrease in the O atom yield with decreasing temperature. A O(³P) yield of unity at all temperatures is recommended until the results from the Dunlea et al. study are confirmed. (Table: 06-2, Note: 15-10, Evaluated: 10-6) [Back to Table](#)

- (1) Amimoto, S. T.; Force, A. P.; Gulotty, R. G., Jr.; Wiesenfeld, J. R. Collisional deactivation of O(2¹D₂) by the atmospheric gases. *J. Chem. Phys.* **1979**, *71*, 3640-3647.
- (2) Amimoto, S. T.; Force, A. P.; Wiesenfeld, J. R. Ozone photochemistry: Production and deactivation of O(2¹D₂) following photolysis at 248 nm. *Chem. Phys. Lett.* **1978**, *60*, 40-43.
- (3) Davenport, J.; Ridley, B.; Schiff, H. I.; Welge, K. H. communication. *Faraday Discuss. Chem. Soc.* **1972**, *53*, 230-231.
- (4) Davidson, J. A.; Schiff, H. I.; Brown, T. J.; Howard, C. J. Temperature dependence of the rate constants for reactions of O(¹D) atoms with a number of halocarbons. *J. Chem. Phys.* **1978**, *69*, 4277-4279.
- (5) Davidson, J. A.; Schiff, H. I.; Streit, G. E.; McAfee, J. R.; Schmeltekopf, A. L.; Howard, C. J. Temperature dependence of O(¹D) rate constants for reactions with N₂O, H₂, CH₄, HCl, and NH₃. *J. Chem. Phys.* **1977**, *67*, 5021-5025, doi:10.1063/1.434724.
- (6) Dunlea, E. J.; Ravishankara, A. R. Kinetics studies of the reactions of O(¹D) with several atmospheric molecules. *Phys. Chem. Chem. Phys.* **2004**, *6*, 2152-2161, doi:10.1039/b400247d.
- (7) Dunlea, E. J.; Ravishankara, A. R.; Streckowski, R. S.; Nicovich, J. M.; Wine, P. H. Temperature-dependent quantum yields for O(³P) and O(¹D) production from photolysis of O₃ at 248 nm. *Phys. Chem. Chem. Phys.* **2004**, *6*, 5484-5489, doi:10.1039/b414326d.
- (8) Streit, G. E.; Howard, C. J.; Schmeltekopf, A. L.; Davidson, J. A.; Schiff, H. I. Temperature dependence of O(¹D) rate constants for reactions with O₂, N₂, CO₂, O₃, and H₂O. *J. Chem. Phys.* **1976**, *65*, 4761-4764, doi:10.1063/1.432930.
- (9) Talukdar, R. K.; Ravishankara, A. R. Rate coefficients for O(¹D) + H₂, D₂, HD reactions and H atom yield in O(¹D) + HD reaction. *Chem. Phys. Lett.* **1996**, *253*, 177-183.
- (10) Wine, P. H.; Ravishankara, A. R. Kinetics of O(¹D) interactions with the atmospheric gases N₂, N₂O, H₂O, H₂, CO₂, and O₃. *Chem. Phys. Lett.* **1981**, *77*, 103-109.

- (11) Wine, P. H.; Ravishankara, A. R. O₃ photolysis at 248 nm and O(¹D₂) quenching by H₂O, CH₄, H₂, and N₂O: O(³P_J) yields. *Chem. Phys.* **1982**, *69*, 365-373.
- (12) Wine, P. H.; Ravishankara, A. R. Reactive and non-reactive quenching of O(¹D₂) by COF₂. *Chem. Phys. Lett.* **1983**, *96*, 129-132.

A5. O(¹D) + H₂. The recommendation is based on the room temperature rate coefficient data from Davidson et al.,^{2,3} Force and Wiesenfeld,^{4,5} Wine and Ravishankara,¹⁰ Talukdar and Ravishankara,⁸ Blitz et al.,¹ and Vranckx et al.⁹ Davidson et al. (200–350 K) and Vranckx et al. (227–453 K) report that *k* is independent of temperature. Wine and Ravishankara¹⁰ and Vranckx et al.⁹ report the yield of O(³P) to be <4.9% and (0.7 ± 0.7)%, respectively. Hence, the major products of this reaction are H + OH with a recommended yield of unity. Koppe et al.⁶ report a 2.7 times larger rate coefficient at a collisional energy of 0.12 eV. This does not agree with the observations of Davidson et al.³ and Vranckx et al. who reported that *k* is independent of temperature and Matsumi et al.⁷ who report no change in *k* when translationally hot O(¹D) was moderated with Ar.

(Table: 10-6, Note: 15-10, Evaluated: 10-6) [Back to Table](#)

- (1) Blitz, M. A.; Dillon, T. J.; Heard, D. E.; Pilling, M. J.; Trought, I. D. Laser induced fluorescence studies of the reactions of O(¹D₂) with N₂, O₂, N₂O, CH₄, H₂, CO₂, Ar, Kr and *n*-C₄H₁₀. *Phys. Chem. Chem. Phys.* **2004**, *6*, 2162-2171, doi:10.1039/b400283k.
- (2) Davidson, J. A.; Schiff, H. I.; Brown, T. J.; Howard, C. J. Temperature dependence of the rate constants for reactions of O(¹D) atoms with a number of halocarbons. *J. Chem. Phys.* **1978**, *69*, 4277-4279.
- (3) Davidson, J. A.; Schiff, H. I.; Streit, G. E.; McAfee, J. R.; Schmeltekopf, A. L.; Howard, C. J. Temperature dependence of O(¹D) rate constants for reactions with N₂O, H₂, CH₄, HCl, and NH₃. *J. Chem. Phys.* **1977**, *67*, 5021-5025, doi:10.1063/1.434724.
- (4) Force, A. P.; Wiesenfeld, J. R. Collisional deactivation of O(¹D₂) by the halomethanes. Direct determination of reaction efficiency. *J. Phys. Chem.* **1981**, *85*, 782-785.
- (5) Force, A. P.; Wiesenfeld, J. R. Laser photolysis of O₃/H₂ mixtures: The yield of the H + O₃ → HO₂ + O reaction. *J. Chem. Phys.* **1981**, *74*, 1718-1723, doi:10.1063/1.441260.
- (6) Koppe, S.; Laurent, T.; Naik, P. D.; Volpp, H.-R.; Wolfrum, J.; Arusi-Parpar, T.; Bar, I.; Rosenwaks, S. Absolute rate constants and reactive cross sections for the reactions of O(¹D) with molecular hydrogen and deuterium. *Chem. Phys. Lett.* **1993**, *214*, 546-552.
- (7) Matsumi, Y.; Tonokura, K.; Inagaki, Y.; Kawasaki, M. Isotopic branching ratios and translational energy release of H and D atoms in reaction of O(¹D) atoms with alkanes and alkyl chlorides. *J. Phys. Chem.* **1993**, *97*, 6816-6821.
- (8) Talukdar, R. K.; Ravishankara, A. R. Rate coefficients for O(¹D) + H₂, D₂, HD reactions and H atom yield in O(¹D) + HD reaction. *Chem. Phys. Lett.* **1996**, *253*, 177-183.
- (9) Vranckx, S.; Peeters, J.; Carl, S. Kinetics of O(¹D) + H₂O and O(¹D) + H₂: Absolute rate coefficients and O(³P) yields between 227 and 453 K. *Phys. Chem. Chem. Phys.* **2010**, *12*, 9213-9221, doi:10.1039/b923959f.
- (10) Wine, P. H.; Ravishankara, A. R. O₃ photolysis at 248 nm and O(¹D₂) quenching by H₂O, CH₄, H₂, and N₂O: O(³P_J) yields. *Chem. Phys.* **1982**, *69*, 365-373.

A6. O(¹D) + H₂O. The recommended *k*(298 K) is based on the results of Davidson et al.,³ Amimoto et al.,¹ Wine and Ravishankara,^{12,13} Gericke and Comes,⁶ Dunlea and Ravishankara,⁵ Carl,² and Takahashi et al.,¹⁰ but is weighted towards the study of Dunlea and Ravishankara because they used several different methods to quantify the water vapor concentration. The results of Lee and Slanger⁸ and Dillon et al.⁴ are consistent with the recommended value. The temperature dependence of the rate coefficient was derived from the data of Streit et al.⁹ and Dunlea and Ravishankara, after normalizing the results from the two studies to the *k*(298 K) value recommended here. The O₂ + H₂ product yield was measured by Zellner et al.¹⁴ to be (1 +0.5/-1)% and Glinski and Birks⁷ to be (0.6 +0.7/-0.6)%. The yield of O(³P) from O(¹D) + H₂O is reported to be less than (4.9 ± 3.2)% by Wine and Ravishankara,¹³ (2 ± 1)% by Takahashi et al.,¹¹ and <0.3% by Carl.² The recommended yield of OH in this reaction is 2.0. To calculate the rates of OH production via O(¹D) reactions in the atmosphere, the quantities of interest are the ratios of the rate coefficients for the reaction of O(¹D) with H₂O to those with N₂ and O₂. Ratio data are given in the original references for this reaction.

(Table 09-31, Note: 15-10, Evaluated: 10-6) [Back to Table](#)

- (1) Amimoto, S. T.; Force, A. P.; Gulotty, R. G., Jr.; Wiesenfeld, J. R. Collisional deactivation of O(2¹D₂) by the atmospheric gases. *J. Chem. Phys.* **1979**, *71*, 3640-3647.

- (2) Carl, S. A. A highly sensitive method for time-resolved detection of O(¹D) applied to precise determination of absolute O(¹D) reaction rate constants and O(³P) yields. *Phys. Chem. Chem. Phys.* **2005**, *7*, 4051-4053, doi:10.1039/b513576c.
- (3) Davidson, J. A.; Schiff, H. I.; Streit, G. E.; McAfee, J. R.; Schmeltekopf, A. L.; Howard, C. J. Temperature dependence of O(¹D) rate constants for reactions with N₂O, H₂, CH₄, HCl, and NH₃. *J. Chem. Phys.* **1977**, *67*, 5021-5025, doi:10.1063/1.434724.
- (4) Dillon, T. J.; Horowitz, A.; Crowley, J. N. The atmospheric chemistry of sulphuryl fluoride, SO₂F₂. *Atmos. Chem. Phys.* **2008**, *8*, 1547-1557.
- (5) Dunlea, E. J.; Ravishankara, A. R. Measurement of the rate coefficient for the reaction of O(¹D) with H₂O and re-evaluation of the atmospheric OH production rate. *Phys. Chem. Chem. Phys.* **2004**, *6*, 3333-3340, doi:10.1039/b402483d.
- (6) Gericke, K.-H.; Comes, F. J. Energy partitioning in the reaction O(¹D) + H₂O → OH + OH - The influence of O(¹D) translation energy on the reaction rate constant. *Chem. Phys. Lett.* **1981**, *81*, 218-222.
- (7) Glinski, R. J.; Birks, J. W. Yields of molecular hydrogen in the elementary reactions HO₂ + HO₂ and O(¹D₂) + H₂O. *J. Phys. Chem.* **1985**, *89*, 3449-3453, doi:10.1021/j100262a006.
- (8) Lee, L. C.; Slinger, T. G. Atmospheric OH production--The O(¹D) + H₂O reaction rate. *Geophys. Res. Lett.* **1979**, *6*, 165-166.
- (9) Streit, G. E.; Howard, C. J.; Schmeltekopf, A. L.; Davidson, J. A.; Schiff, H. I. Temperature dependence of O(¹D) rate constants for reactions with O₂, N₂, CO₂, O₃, and H₂O. *J. Chem. Phys.* **1976**, *65*, 4761-4764, doi:10.1063/1.432930.
- (10) Takahashi, K.; Takeuchi, Y.; Matsumi, Y. Rate constants of the O(¹D) reactions with N₂, O₂, N₂O, and H₂O at 295 K. *Chem. Phys. Lett.* **2005**, *410*, 196-200, doi:10.1016/j.cplett.2005.05.062.
- (11) Takahashi, K.; Wada, R.; Matsumi, Y.; Kawasaki, M. Product branching ratios for O(³P) atom and ClO radical formation in the reactions of O(¹D) with chlorinated compounds. *J. Phys. Chem.* **1996**, *100*, 10145-10149.
- (12) Wine, P. H.; Ravishankara, A. R. Kinetics of O(¹D) interactions with the atmospheric gases N₂, N₂O, H₂O, H₂, CO₂, and O₃. *Chem. Phys. Lett.* **1981**, *77*, 103-109.
- (13) Wine, P. H.; Ravishankara, A. R. O₃ photolysis at 248 nm and O(¹D₂) quenching by H₂O, CH₄, H₂, and N₂O: O(³P_j) yields. *Chem. Phys.* **1982**, *69*, 365-373.
- (14) Zellner, R.; Wagner, G.; Himme, B. H₂ formation in the reaction of O(¹D) with H₂O. *J. Phys. Chem.* **1980**, *84*, 3196-3198, doi:10.1021/j100461a013.

A7. O(¹D) + N₂. The rate coefficient recommendation for this reaction is taken from Ravishankara et al.,⁴ which included the results from Strekowski et al.,⁵ Blitz et al.,¹ and Dunlea and Ravishankara³ in their analysis. The more recent results from Takahashi et al.⁶ and Dillon et al.² are in agreement with the recommendation. Strekowski et al. reported the rate coefficient for O(¹D) removal by air and their results are in excellent agreement with the value derived using the current recommendation for O(¹D) removal by N₂ and O₂. The reaction leads to 100% quenching of O(¹D) to O(³P) with no significant reactive channels (see Table 2). (Table: 06-2, Note: 15-10, Evaluated: 10-6) [Back to Table](#)

- (1) Blitz, M. A.; Dillon, T. J.; Heard, D. E.; Pilling, M. J.; Trought, I. D. Laser induced fluorescence studies of the reactions of O(¹D₂) with N₂, O₂, N₂O, CH₄, H₂, CO₂, Ar, Kr and *n*-C₄H₁₀. *Phys. Chem. Chem. Phys.* **2004**, *6*, 2162-2171, doi:10.1039/b400283k.
- (2) Dillon, T. J.; Horowitz, A.; Crowley, J. N. The atmospheric chemistry of sulphuryl fluoride, SO₂F₂. *Atmos. Chem. Phys.* **2008**, *8*, 1547-1557.
- (3) Dunlea, E. J.; Ravishankara, A. R. Kinetics studies of the reactions of O(¹D) with several atmospheric molecules. *Phys. Chem. Chem. Phys.* **2004**, *6*, 2152-2161, doi:10.1039/b400247d.
- (4) Ravishankara, A. R.; Dunlea, E. J.; Blitz, M. A.; Dillon, T. J.; Heard, D. E.; Pilling, M. J.; Strekowski, R. S.; Nicovich, J. M.; Wine, P. H. Redetermination of the rate coefficient for the reaction of O(¹D) with N₂. *Geophys. Res. Lett.* **2002**, *29*, 1745, doi:10.1029/2002GL014850.
- (5) Strekowski, R. S.; Nicovich, J. M.; Wine, P. H. Temperature-dependent kinetics study of the reactions of O(¹D₂) with N₂ and O₂. *Phys. Chem. Chem. Phys.* **2004**, *6*, 2145-2151, doi:10.1039/b400243a.
- (6) Takahashi, K.; Takeuchi, Y.; Matsumi, Y. Rate constants of the O(¹D) reactions with N₂, O₂, N₂O, and H₂O at 295 K. *Chem. Phys. Lett.* **2005**, *410*, 196-200, doi:10.1016/j.cplett.2005.05.062.

A8. O(¹D) + N₂O. This reaction has two reactive channels, one producing 2NO and the other producing N₂ + O₂. For atmospheric calculations of NO_x production, the rate coefficient for the channel that produces NO is critical, while the overall rate coefficient is important for deriving the loss rate of N₂O. The recommendation for the overall room temperature rate coefficient for the removal of O(¹D) by N₂O was derived from a

weighted average of the results from Davidson et al.,⁶ Amimoto et al.,¹ Wine and Ravishankara,¹³ Blitz et al.,² Dunlea and Ravishankara,⁸ Carl,⁵ Takahashi et al.,¹¹ Dillon et al.,⁷ and Vranckx et al.¹² The temperature dependence of the rate coefficient was derived from the results of Davidson et al. (204–359 K), Dunlea and Ravishankara (220–370 K), and Vranckx et al. (227–715 K); only data at <400 K were considered in the evaluation, after normalization to the $k(298\text{ K})$ value recommended here for the overall rate coefficient. The recommended rate coefficients for the $\text{N}_2 + \text{O}_2$ and 2NO product channels were evaluated for 298 K, the only temperature at which such data are available. The branching ratio, R , $k(\text{NO} + \text{NO})/k(\text{Total})$ is taken from Cantrell et al.⁴ who reported $R = 0.57$ as well as an analysis of all measurements from 1957–1994 that led them to recommend $R = 0.61 \pm 0.06$, where the uncertainty is the 95% confidence interval. Their recommended branching ratio agrees well with earlier measurements of the quantum yield from N_2O photolysis (Calvert and Pitts³). Dependencies of the branching ratio on $\text{O}(^1\text{D})$ translational energy and temperature are at present not clearly resolved. The recommended rate coefficients for the two channels as a function of temperature were derived assuming that the branching ratio for the two channels is invariant with temperature.

The yield of $\text{O}(^3\text{P})$ from $\text{O}(^1\text{D}) + \text{N}_2\text{O}$ (physical quenching or chemical reaction) has been determined to be <0.04, 0.04 ± 0.02 , 0.056 ± 0.009 , and 0.005 ± 0.002 by Wine and Ravishankara,¹³ Nishida et al.,¹⁰ Carl,⁵ and Vranckx et al.¹² at 298 K, respectively. Vranckx et al. report a slight increase in the $\text{O}(^3\text{P})$ yield with increasing temperature (248–600 K) and their reported yield supersedes the anomalously high value reported by Carl⁵ from the same laboratory. A recommended $\text{O}(^3\text{P})$ yield of <0.01 is based on the Vranckx et al. study. A direct measurement of the NO yield from the $\text{O}(^1\text{D}) + \text{N}_2\text{O}$ reaction in synthetic air by Greenblatt and Ravishankara⁹ and the re-analysis by Dunlea and Ravishankara⁸ agrees very well with the value predicted using the recommended $\text{O}(^1\text{D})$ rate coefficients for N_2 , O_2 , and N_2O and the $\text{O}(^1\text{D}) + \text{N}_2\text{O}$ product branching ratio to give $\text{NO} + \text{NO}$. Better reactive channel branching ratio measurements at stratospheric temperatures and/or measurements of the NO yield in this reaction as a function of temperature below 298 K would be useful.

(Table 09-31, Note: 15-10, Evaluated: 10-6) [Back to Table](#)

- (1) Amimoto, S. T.; Force, A. P.; Gulotty, R. G., Jr.; Wiesenfeld, J. R. Collisional deactivation of $\text{O}(2^1\text{D}_2)$ by the atmospheric gases. *J. Chem. Phys.* **1979**, *71*, 3640-3647.
- (2) Blitz, M. A.; Dillon, T. J.; Heard, D. E.; Pilling, M. J.; Trought, I. D. Laser induced fluorescence studies of the reactions of $\text{O}(^1\text{D}_2)$ with N_2 , O_2 , N_2O , CH_4 , H_2 , CO_2 , Ar, Kr and $n\text{-C}_4\text{H}_{10}$. *Phys. Chem. Chem. Phys.* **2004**, *6*, 2162-2171, doi:10.1039/b400283k.
- (3) Calvert, J. G.; Pitts, J. N. Photochemistry; John Wiley & Sons, Inc.: New York, 1966; pp 783.
- (4) Cantrell, C. A.; Shetter, R. E.; Calvert, J. G. Branching ratios for the $\text{O}(^1\text{D}) + \text{N}_2\text{O}$ reaction. *J. Geophys. Res.* **1994**, *99*, 3739-3743.
- (5) Carl, S. A. A highly sensitive method for time-resolved detection of $\text{O}(^1\text{D})$ applied to precise determination of absolute $\text{O}(^1\text{D})$ reaction rate constants and $\text{O}(^3\text{P})$ yields. *Phys. Chem. Chem. Phys.* **2005**, *7*, 4051-4053, doi:10.1039/b513576c.
- (6) Davidson, J. A.; Howard, C. J.; Schiff, H. I.; Fehsenfeld, F. C. Measurements of the branching ratios for the reaction of $\text{O}(^1\text{D}_2)$ with N_2O . *J. Chem. Phys.* **1979**, *70*, 1697-1704.
- (7) Dillon, T. J.; Horowitz, A.; Crowley, J. N. The atmospheric chemistry of sulphuryl fluoride, SO_2F_2 . *Atmos. Chem. Phys.* **2008**, *8*, 1547-1557.
- (8) Dunlea, E. J.; Ravishankara, A. R. Kinetics studies of the reactions of $\text{O}(^1\text{D})$ with several atmospheric molecules. *Phys. Chem. Chem. Phys.* **2004**, *6*, 2152-2161, doi:10.1039/b400247d.
- (9) Greenblatt, G. D.; Ravishankara, A. R. Laboratory studies on the stratospheric NO_x production rate. *J. Geophys. Res.* **1990**, *95*, 3539-3547.
- (10) Nishida, S.; Takahashi, K.; Matsumi, Y.; Taniguchi, N.; Hayashida, S. Formation of $\text{O}(^3\text{P})$ atoms in the photolysis of N_2O at 193 nm and $\text{O}(^3\text{P}) + \text{N}_2\text{O}$ product channel in the reaction of $\text{O}(^1\text{D}) + \text{N}_2\text{O}$. *J. Phys. Chem. A* **2004**, *108*, 2451-2456, doi:10.1021/jp037034o S1089-5639(03)07034-8
- (11) Takahashi, K.; Takeuchi, Y.; Matsumi, Y. Rate constants of the $\text{O}(^1\text{D})$ reactions with N_2 , O_2 , N_2O , and H_2O at 295 K. *Chem. Phys. Lett.* **2005**, *410*, 196-200, doi:10.1016/j.cplett.2005.05.062.
- (12) Vranckx, S.; Peeters, J.; Carl, S. A. Absolute rate constant and $\text{O}(^3\text{P})$ yield for the $\text{O}(^1\text{D}) + \text{N}_2\text{O}$ reaction in the temperature range 227 K to 719 K. *Atmos. Chem. Phys.* **2008**, *8*, 6261-6272.
- (13) Wine, P. H.; Ravishankara, A. R. O_3 photolysis at 248 nm and $\text{O}(^1\text{D}_2)$ quenching by H_2O , CH_4 , H_2 , and N_2O : $\text{O}(^3\text{P}_j)$ yields. *Chem. Phys.* **1982**, *69*, 365-373.

A9. $\text{O}(^1\text{D}) + \text{NH}_3$. The recommended rate coefficient and temperature dependence is taken from Davidson et al.¹ Sanders et al.² have detected the products $\text{NH}(a^1\Delta)$ and OH formed in the reaction. They report that the yield of $\text{NH}(a^1\Delta)$ is in the range 3–15% of the amount of the OH detected. A unit reaction yield is recommended.

Further studies are needed to quantify the reaction channel branching ratios.

(Table: 82-57, Note: 15-10, Evaluated: 10-6) [Back to Table](#)

- (1) Davidson, J. A.; Schiff, H. I.; Streit, G. E.; McAfee, J. R.; Schmeltekopf, A. L.; Howard, C. J. Temperature dependence of O(¹D) rate constants for reactions with N₂O, H₂, CH₄, HCl, and NH₃. *J. Chem. Phys.* **1977**, *67*, 5021-5025, doi:10.1063/1.434724.
- (2) Sanders, N. D.; Butler, J. E.; McDonald, J. R. Product branching ratios in the reaction of O(¹D₂) with NH₃. *J. Chem. Phys.* **1980**, *73*, 5381-5383, doi:10.1063/1.439927.

A10. O(¹D) + HCN. Strekowski et al.¹ measured the total rate coefficient over the temperature range 211 to 425 K. Their results, the only study available, are recommended. There are several possible exothermic product channel pathways. Strekowski et al. report a O(³P) yield at 298 K to be ~0.3 and observed the O(³P) yield to have a negative temperature dependence. A significant H atom product channel, ~0.35, was determined at 298 K. The recommended reactive yield was taken from this work.

(New Entry) [Back to Table](#)

- (1) Strekowski, R. S.; Nicovich, J. M.; Wine, P. H. Kinetic and mechanistic study of the reactions of O(¹D₂) with HCN and CH₃CN. *ChemPhysChem* **2010**, *11*, 3942-3955, doi:10.1002/cphc.201000550.

A11. O(¹D) + CH₃CN. Strekowski et al.¹ measured the total rate coefficient over the temperature range 193 to 430 K. Their results, the only study available, are recommended. There are several possible exothermic product channel pathways. Strekowski et al. report a minor O(³P) collisional quenching yield over the entire temperature range. A H atom yield of 0.16 ± 0.03 at 298 K was reported. The recommended reactive yield was taken from this work.

(New Entry) [Back to Table](#)

- (1) Strekowski, R. S.; Nicovich, J. M.; Wine, P. H. Kinetic and mechanistic study of the reactions of O(¹D₂) with HCN and CH₃CN. *ChemPhysChem* **2010**, *11*, 3942-3955, doi:10.1002/cphc.201000550.

A12. O(¹D) + CO₂. *k*(298 K) was derived from the studies of Davidson et al.,³ Streit et al.,⁹ Amimoto et al.,¹ Dunlea and Ravishankara,⁵ Shi and Barker,⁸ and Blitz et al.² Temperature dependence was computed after normalizing the results of Dunlea and Ravishankara and Streit et al. (only the data in the range of 200 to 354 K) to the value of *k*(298 K) recommended here. The rate coefficient at 195 K reported by Blitz et al. is consistent with the recommendation.

This reaction produces O(³P) and CO₂, and is expected to proceed through the formation of a CO₃ complex (see for example DeMore and Dede⁴). This complex formation leads to isotopic scrambling (see for example Perri et al.⁶). There appears to be a small, but non-negligible, channel for O(¹D) quenching. A reactive channel to give CO and O₂ has been reported,⁷ but needs better quantification. A quenching yield of unity is recommended.

(Table: 06-2, Note: 06-2, Evaluated: 10-6) [Back To Table](#)

- (1) Amimoto, S. T.; Force, A. P.; Gulotty, R. G., Jr.; Wiesenfeld, J. R. Collisional deactivation of O(2¹D₂) by the atmospheric gases. *J. Chem. Phys.* **1979**, *71*, 3640-3647.
- (2) Blitz, M. A.; Dillon, T. J.; Heard, D. E.; Pilling, M. J.; Trought, I. D. Laser induced fluorescence studies of the reactions of O(¹D₂) with N₂, O₂, N₂O, CH₄, H₂, CO₂, Ar, Kr and *n*-C₄H₁₀. *Phys. Chem. Chem. Phys.* **2004**, *6*, 2162-2171, doi:10.1039/b400283k.
- (3) Davidson, J. A.; Schiff, H. I.; Streit, G. E.; McAfee, J. R.; Schmeltekopf, A. L.; Howard, C. J. Temperature dependence of O(¹D) rate constants for reactions with N₂O, H₂, CH₄, HCl, and NH₃. *J. Chem. Phys.* **1977**, *67*, 5021-5025, doi:10.1063/1.434724.
- (4) DeMore, W. B.; Dede, C. Pressure dependence of carbon trioxide formation in the gas-phase reaction of O(¹D) with carbon dioxide. *J. Phys. Chem.* **1970**, *74*, 2621-2625.
- (5) Dunlea, E. J.; Ravishankara, A. R. Kinetics studies of the reactions of O(¹D) with several atmospheric molecules. *Phys. Chem. Chem. Phys.* **2004**, *6*, 2152-2161, doi:10.1039/b400247d.
- (6) Perri, M. J.; Van Wyngarden, A. L.; Boering, K. A.; Lin, J. J.; Lee, Y. T. Dynamics of the O(¹D) + CO₂ oxygen isotope exchange reaction. *J. Chem. Phys.* **2003**, *119*, 8213-8216, doi:10.1063/1.1618737.
- (7) Sedlacek, A. J.; Harding, D. R.; Weston Jr., R. E.; Kreutz, T. G.; Flynn, G. W. Probing the O(¹D) + CO₂ reaction with second-derivative modulated diode laser spectroscopy. *J. Chem. Phys.* **1989**, *91*, 7550-7556.

- (8) Shi, J.; Barker, J. R. Kinetic studies of the deactivation of $O_2(^1\Sigma_g^+)$ and $O(^1D)$. *Int. J. Chem. Kinet.* **1990**, *20*, 1283-1301.
- (9) Streit, G. E.; Howard, C. J.; Schmeltekopf, A. L.; Davidson, J. A.; Schiff, H. I. Temperature dependence of $O(^1D)$ rate constants for reactions with O_2 , N_2 , CO_2 , O_3 , and H_2O . *J. Chem. Phys.* **1976**, *65*, 4761-4764, doi:10.1063/1.432930.

A13. $O(^1D) + CH_4$. The recommended overall rate coefficient for the removal of $O(^1D)$ by CH_4 at room temperature is a weighted average of the results from Davidson et al.,⁴ Blitz et al.,¹ Dillon et al.,⁵ and Vranckx et al.¹¹ The temperature dependence of the rate coefficient was derived from the results of Davidson et al. (198–357 K), Dillon et al. (223–297 K), and Vranckx et al. (227–450 K) The recommended rate coefficients for the product channels (a) $CH_3 + OH$, (b) CH_3O or $CH_2OH + H$ and (c) $CH_2O + H_2$ were evaluated for 298 K, the only temperature at which such data are available. Lin and DeMore⁶ analyzed the final products of N_2O/CH_4 photolysis mixtures and concluded that (a) accounted for about 90% and (c) accounted for about 9%. Casavecchia et al.² used a molecular beam experiment to observe H and CH_3O (or CH_2OH) products. They reported that the yield of H_2 was <25% of the yield of H from channel (b). Satyapal et al.⁹ observed the production of H atoms in a pulsed laser experiment and reported an H atom yield of $25 \pm 8\%$. Matsumi et al.⁸ reported the H atom yield in low pressure gas mixtures to be $(15 \pm 3)\%$. Chen et al.³ used laser infrared kinetic spectroscopy to study product formation and report yields of $(67 \pm 5)\%$, $(30 \pm 10)\%$, and 5% for channels a, b, and c, respectively. The yield of $O(^3P)$ via the physical quenching of $O(^1D)$ by CH_4 has been reported by several groups. Wine and Ravishankara,¹² Matsumi et al.,⁷ and Takahashi et al.¹⁰ reported $O(^3P)$ yields of <4.3%, <5%, and <1%, respectively. Vranckx et al.¹¹ reported the most sensitive $O(^3P)$ yield measurement to date and obtained a yield of 0.002 ± 0.003 . We recommend the following branching ratios (a) $(75 \pm 15)\%$, (b) $(20 \pm 10)\%$, (c) $(5 \pm 5)\%$, and no $O(^1D)$ collisional quenching. It is assumed that the branching ratio for the three reactive channels is invariant with temperature. (Table 09-31, Note: 15-10, Evaluated: 10-6) [Back to Table](#)

- (1) Blitz, M. A.; Dillon, T. J.; Heard, D. E.; Pilling, M. J.; Trought, I. D. Laser induced fluorescence studies of the reactions of $O(^1D_2)$ with N_2 , O_2 , N_2O , CH_4 , H_2 , CO_2 , Ar, Kr and $n-C_4H_{10}$. *Phys. Chem. Chem. Phys.* **2004**, *6*, 2162-2171, doi:10.1039/b400283k.
- (2) Casavecchia, P.; Buss, R. J.; Sibener, S. J.; Lee, Y. T. A crossed molecular beam study of the $O(^1D_2) + CH_4$ reaction. *J. Chem. Phys.* **1980**, *73*, 6351-6352, doi:10.1063/1.440102.
- (3) Chen, H.-b.; Thweatt, W. D.; Wang, J.; Glass, G. P.; Curl, R. F. IR kinetic spectroscopy investigation of the $CH_4 + O(^1D)$ reaction. *J. Phys. Chem. A* **2005**, *109*, 2207-2216, doi:10.1021/jp045521d.
- (4) Davidson, J. A.; Schiff, H. I.; Streit, G. E.; McAfee, J. R.; Schmeltekopf, A. L.; Howard, C. J. Temperature dependence of $O(^1D)$ rate constants for reactions with N_2O , H_2 , CH_4 , HCl , and NH_3 . *J. Chem. Phys.* **1977**, *67*, 5021-5025, doi:10.1063/1.434724.
- (5) Dillon, T. J.; Horowitz, A.; Crowley, J. N. Absolute rate coefficients for the reactions of $O(^1D)$ with a series of n-alkanes. *Chem. Phys. Lett.* **2007**, *443*, 12-16, doi:10.1016/j.cplett.2007.06.044.
- (6) Lin, C. L.; DeMore, W. B. $O(^1D)$ production in ozone photolysis near 3100 Å. *J. Photochem.* **1973/74**, *2*, 161-164.
- (7) Martin, D.; Jourdain, J. L.; Laverdet, G.; Le Bras, G. Kinetic study of the reaction of IO with CH_3SCH_3 . *Int. J. Chem. Kinet.* **1987**, *19*, 503-512.
- (8) Matsumi, Y.; Nomura, S.; Kawasaki, M.; Imamura, T. Vibrational distribution of ClO radicals produced in the reaction $Cl + O_3 \rightarrow ClO + O_2$. *J. Phys. Chem.* **1996**, *100*, 176-179.
- (9) Satyapal, S.; Park, J.; Bersohn, R.; Katz, B. Dissociation of methanol and ethanol activated by a chemical reaction or by light. *J. Chem. Phys.* **1989**, *91*, 6873-6879, doi:10.1063/1.457356.
- (10) Takahashi, K.; Wada, R.; Matsumi, Y.; Kawasaki, M. Product branching ratios for $O(^3P)$ atom and ClO radical formation in the reactions of $O(^1D)$ with chlorinated compounds. *J. Phys. Chem.* **1996**, *100*, 10145-10149.
- (11) Vranckx, S.; Peeters, J.; Carl, S. A temperature dependence kinetic study of $O(^1D) + CH_4$: overall rate coefficient and product yields. *Phys. Chem. Chem. Phys.* **2008**, *10*, 5714-5722, doi: 10.1039/b804903c.
- (12) Wine, P. H.; Ravishankara, A. R. O_3 photolysis at 248 nm and $O(^1D_2)$ quenching by H_2O , CH_4 , H_2 , and N_2O : $O(^3P)$ yields. *Chem. Phys.* **1982**, *69*, 365-373.

A14. $O(^1D) + HCl$. The recommended room temperature rate coefficient is based on the measurements of Davidson et al.,³ Wine et al.,⁵ and Chichinin.¹ The temperature dependence is based on the measurements of Davidson et al. Product studies by Wine et al. indicate: $O(^3P) + HCl$ $(9 \pm 5)\%$; $H + ClO$ $(24 \pm 5)\%$; and $OH + Cl$ $(67 \pm 10)\%$. Takahashi et al.⁴ report that the $O(^3P)$ yield is $(15 \pm 4)\%$. Chichinin² report the $H + ClO$ channel to be $(18 \pm 4)\%$. The recommended total reactive yield is based on an average of the Wine et al. and Takahashi et al. results with an estimated uncertainty that encompasses the range of the measurements at the

2 σ level. The H + ClO channel branching ratio is the average of the Wine et al. and Chichinin results with the balance of the reactive channel leading to the formation of Cl + OH.

(Table: 06-2, Note: 15-10, Evaluated: 10-6) [Back to Table](#)

- (1) Chichinin, A. I. Collisions of O(¹D) with HCl, Cl₂, and COCl₂: Total quenching, channel specific rate constants, and yields of Cl(²P_{1/2}). *J. Chem. Phys.* **1997**, *106*, 1057-1062.
- (2) Chichinin, A. I. Isotope effects in the deactivation of O(¹D) atom by XCl and XF (X = H,D). *Chem. Phys. Lett.* **2000**, *316*, 425-432.
- (3) Davidson, J. A.; Schiff, H. I.; Streit, G. E.; McAfee, J. R.; Schmeltekopf, A. L.; Howard, C. J. Temperature dependence of O(¹D) rate constants for reactions with N₂O, H₂, CH₄, HCl, and NH₃. *J. Chem. Phys.* **1977**, *67*, 5021-5025, doi:10.1063/1.434724.
- (4) Takahashi, K.; Wada, R.; Matsumi, Y.; Kawasaki, M. Product branching ratios for O(³P) atom and ClO radical formation in the reactions of O(¹D) with chlorinated compounds. *J. Phys. Chem.* **1996**, *100*, 10145-10149.
- (5) Wine, P. H.; Wells, J. R.; Ravishankara, A. R. Channel specific rate constants for reactions of O(¹D) with HCl and HBr. *J. Chem. Phys.* **1986**, *84*, 1349-1354, doi:10.1063/1.450526.

A15. O(¹D) + HF. The recommended values of *k*(298 K) and the reactive yield are those reported by Sorokin et al.,¹ the only study available. It is assumed that the rate coefficient and product yields are independent of temperature. The reactive products of this reaction are F + OH. The channel to give H + FO is endothermic and, hence, considered to be unimportant.

(Table: 06-2, Note: 06-2, Evaluated: 06-2) [Back to Table](#)

- (1) Sorokin, V. I.; Gritsan, N. P.; Chichinin, A. I. Collisions of O(¹D) with HF, F₂, XeF₂, NF₃, and CF₄: Deactivation and reaction. *J. Chem. Phys.* **1998**, *108*, 8995-9003.

A16. O(¹D) + NF₃. The recommended value for *k*(298 K) is based on the results of Zhao et al.,⁴ Dillon et al.,² and the value reported by Baasandorj et al.¹ at 296 K. The *k*(298 K) value reported by Sorokin et al.³ is a factor of two lower and not considered in the recommendation. The recommended Arrhenius parameters are derived from a fit to these data after normalization to *k*(298 K). Sorokin et al., Zhao et al., and Baasandorj et al. report reactive yields of 0.70, >0.95, and 0.87 +0.13/-0.15, respectively. The recommended reactive yield is an average of the values reported by Zhao et al. and Baasandorj et al. The reactive yield is expected to be independent of temperature. Sorokin et al. observed a high FO radical reaction product yield. Dillon et al. observed a high F-atom yield and attribute the FO formation in the Sorokin et al. study to secondary chemistry. No recommendation is given for the reaction products.

(Table: 15-10, Note: 15-10, Evaluated: 15-10) [Back to Table](#)

- (1) Baasandorj, M.; Hall, B. D.; Burkholder, J. B. Rate coefficients for the reaction of O(¹D) with the atmospherically long-lived greenhouse gases NF₃, SF₅CF₃, CHF₃, C₂F₆, *c*-C₄F₈, *n*-C₅F₁₂, and *n*-C₆F₁₄. *Atmos. Chem. Phys.* **2012**, *12*, 11753-11764, doi:10.5194/acp-12-11753-2012.
- (2) Dillon, T. J.; Vereecken, L.; Horowitz, A.; Khamaganov, V.; Crowley, J. N.; Lelieveld, J. Removal of the potent greenhouse gas NF₃ by reactions with the atmospheric oxidants O(¹D), OH and O₃. *Phys. Chem. Chem. Phys.* **2011**, *13*, 18600-18608, doi:10.1039/c1cp22230a.
- (3) Sorokin, V. I.; Gritsan, N. P.; Chichinin, A. I. Collisions of O(¹D) with HF, F₂, XeF₂, NF₃, and CF₄: Deactivation and reaction. *J. Chem. Phys.* **1998**, *108*, 8995-9003.
- (4) Zhao, Z.; Laine, P. L.; Nicovich, J. M.; Wine, P. H. Reactive and non-reactive quenching of O(¹D) by the potent greenhouse gases SO₂F₂, NF₃, and SF₅CF₃. *Proc. Nat. Acad. Sci.* **2010**, *107*, 6610-6615, doi:10.1073/pnas.0911228107.

A17. O(¹D) + HBr. The recommended rate coefficient at 298 K was taken from Wine et al.³ There are no reports on the temperature dependence of this rate coefficient. Because it is close to a collisional rate coefficient, the rate coefficient is assumed to be temperature independent. On the basis of O(³P) and H(²S) atom detection, Wine et al. reported physical quenching, HBr + O(³P), in this reaction to be (20 ± 7)%, which is recommended here assuming that no reactive quenching occurs, and the H + BrO reactive product channel to be <4.5%. In a crossed molecular beam study of this reaction, Balucani et al.¹ found the BrO yield to be >(14 ± 6)%. Using transient UV absorption spectroscopy, Cronkhite et al.² found the BrO yield to be (20 ± 4)%, which is recommended here. The balance of the reaction leads to the formation of Br + OH products.

(Table: 87-41, Note: 15-10, Evaluated: 10-6) [Back to Table](#)

- (1) Balucani, N.; Beneventi, L.; Casavecchia, P.; Volpi, G. G.; Kruus, E. J.; Sloan, J. J. The dynamics of the reaction of O(¹D) with HBr studied by crossed molecular beams and time-resolved Fourier transform spectroscopy. *Can. J. Chem.* **1994**, *72*, 888-902.
- (2) Cronkhite, J. M.; Wine, P. H. Branching ratios for BrO production from reactions of O(¹D) with HBr, CF₃Br, CH₃Br, CF₂ClBr, and CF₂HBr. *Int. J. Chem. Kinet.* **1998**, *30*, 555-563.
- (3) Wine, P. H.; Wells, J. R.; Ravishankara, A. R. Channel specific rate constants for reactions of O(¹D) with HCl and HBr. *J. Chem. Phys.* **1986**, *84*, 1349-1354, doi:10.1063/1.450526.

A18. O(¹D) + Cl₂. The recommended $k(298\text{ K})$ is based on the studies of Wine et al.⁶ and Sorokin et al.⁴ There are no reports on the temperature dependence of this rate coefficient. The rate coefficient is assumed to be temperature independent because $k(298\text{ K})$ is close to a collisional rate coefficient. Wine et al. report a O(³P) yield of 0.25 ± 0.10 . The Cl atom measurements of Chichinin¹ are consistent with a ClO + Cl yield of 0.7. These values are in excellent agreement with the directly measured ClO yield of $74 \pm 15\%$ by Takahashi et al.⁵ and $77 \pm 10\%$ by Feierabend et al.² Feierabend et al. also reported no measurable (<10%) change in the ClO radical yield at 202 K. An indirect study by Freudenstein and Biedenkapp³ is in reasonable agreement with the yield of ClO. Though energetically allowed, the formation of Cl₂O is expected to be negligible under atmospheric pressure and temperature conditions. On the basis of the Wine et al., Takahashi et al. and Feierabend et al. studies the recommended total reactive and Cl + ClO channel yield is 0.75 ± 0.07 , independent of temperature.

(Table: 06-2, Note: 15-10, Evaluated: 15-10) [Back to Table](#)

- (1) Chichinin, A. I. Collisions of O(¹D) with HCl, Cl₂, and COCl₂: Total quenching, channel specific rate constants, and yields of Cl(²P_{1/2}). *J. Chem. Phys.* **1997**, *106*, 1057-1062.
- (2) Feierabend, K. J.; Papanastasiou, D. K.; Burkholder, J. B. ClO radical yields in the reaction of O(¹D) with Cl₂, HCl, chloromethanes and chlorofluoromethanes. *J. Phys. Chem. A* **2010**, *114*, 12052-12061, doi:10.1021/jp107761t.
- (3) Freudenstein, K.; Biedenkapp, D. Kinetics of reaction of electronically excited oxygen atoms with chlorine O(¹D) + Cl₂. *Ber. Bunsenges. Phys. Chem.* **1976**, *80*, 42-48.
- (4) Sorokin, V. I.; Gritsan, N. P.; Chichinin, A. I. Collisions of O(¹D) with HF, F₂, XeF₂, NF₃, and CF₄: Deactivation and reaction. *J. Chem. Phys.* **1998**, *108*, 8995-9003.
- (5) Takahashi, K.; Wada, R.; Matsumi, Y.; Kawasaki, M. Product branching ratios for O(³P) atom and ClO radical formation in the reactions of O(¹D) with chlorinated compounds. *J. Phys. Chem.* **1996**, *100*, 10145-10149.
- (6) Wine, P. H.; Nicovich, J. M.; Ravishankara, A. R. Kinetics of the reactions of O(³P) and O(¹D) with Cl₂. *J. Phys. Chem.* **1985**, *89*, 3914-3918.

A19. O(¹D) + CCl₂O. The recommended value of $k(298\text{ K})$ is derived from the values reported by Chichinin¹ and Streckowski et al.³ The relative rate study of Jayanty et al.² is consistent with the recommended value. The temperature dependence is taken from Streckowski et al. There are three possible reactive channels: CO + ClO + Cl; CO₂ + 2 Cl; CO₂ + Cl₂. In the stratosphere, all these processes will lead to CO₂ and ClO. Chichinin reports that the above 3 reactions account for $(80 \pm 15)\%$ of O(¹D) loss with 20% leading to O(³P). Streckowski et al. report a O(³P) yield of 0.20 ± 0.04 , which is the basis of the recommendation. The rate coefficient for the loss of CCl₂O via reaction with O(¹D) may be greater than 80% of the overall rate coefficient recommended here due to reactive quenching of O(¹D) to O(³P).

(Table: 06-2, Note: 15-10, Evaluated: 15-10) [Back to Table](#)

- (1) Chichinin, A. I. Collisions of O(¹D) with HCl, Cl₂, and COCl₂: Total quenching, channel specific rate constants, and yields of Cl(²P_{1/2}). *J. Chem. Phys.* **1997**, *106*, 1057-1062.
- (2) Jayanty, R. K. M.; Simonaitis, R.; Heicklen, J. The reaction of O(¹D) with CCl₂O, CFCIO and CF₂O. *J. Photochem.* **1976**, *5*, 217-224.
- (3) Streckowski, R. S.; Nicovich, J. M.; Wine, P. H. Quenching of O(¹D₂) by Cl₂CO: kinetics and O(³P₁) yield. *Chem. Phys. Lett.* **2000**, *330*, 354-360.

A20. O(¹D) + CCIFO. The recommended rate coefficient is derived from data of Fletcher and Husain.¹ For consistency, the recommended value was derived using a scaling factor (0.5) that corrects for the difference between rate coefficients from the Husain laboratory and the recommendations for other O(¹D) rate coefficients given in this evaluation. Based on consideration of similar O(¹D) reactions, it is assumed that E/R equals zero and the A -factor has been set equal to $k(298\text{ K})$. The branching ratios are estimated based on measured values for similar compounds.

(Table: 82-57, Note: 15-10, Evaluated: 15-10) [Back to Table](#)

- (1) Fletcher, I. S.; Husain, D. The collisional quenching of O(2^1D_2) by COCl₂, COFCl and COF₂ using atomic absorption spectroscopy in the vacuum ultraviolet. *J. Photochem.* **1978**, *8*, 355-361.
- A21. O(1D) + CF₂O.** The recommendation is from the data of Wine and Ravishankara.⁴ Their result is preferred over the value of Fletcher and Husain² because it appears to follow the pattern of decreased reactivity with increased fluorine substitution observed for other halocarbons. This reaction has only been studied at 298 K. Based on consideration of similar O(1D) reactions, it is assumed that E/R equals zero and the A -factor has been set equal to $k(298\text{ K})$. Wine and Ravishankara report $(71 \pm 7)\%$ quenching of O(1D) to O(3P). Using relative rate methods, Atkinson et al.¹ and Jayanty et al.³ measured reactive yields of 0.5 ± 0.15 and 0.70 , respectively. The recommended reactive yield is an average of these studies.
(Table: 82-57, Note: 15-10, Evaluated: 15-10) [Back to Table](#)
- (1) Atkinson, R.; Breuer, G. M.; Pitts Jr., J. N.; Sandoval, H. L. Tropospheric and stratospheric sinks for halocarbons: Photooxidation, O(1D) atom, and OH radical reactions. *J. Geophys. Res.* **1976**, *81*, 5765-5770.
- (2) Fletcher, I. S.; Husain, D. The collisional quenching of O(2^1D_2) by COCl₂, COFCl and COF₂ using atomic absorption spectroscopy in the vacuum ultraviolet. *J. Photochem.* **1978**, *8*, 355-361.
- (3) Jayanty, R. K. M.; Simonaitis, R.; Heicklen, J. The reaction of O(1D) with CCl₂O, CFCIO and CF₂O. *J. Photochem.* **1976**, *5*, 217-224.
- (4) Wine, P. H.; Ravishankara, A. R. Reactive and non-reactive quenching of O(1D_2) by COF₂. *Chem. Phys. Lett.* **1983**, *96*, 129-132.
- A22. O(1D) + CH₃Cl.** The $k(298\text{ K})$ recommendation is an average of the values reported by Matsumi et al.³ and Force and Wiesenfeld.² There are no reports on the temperature dependence of this rate coefficient and it is assumed to be temperature independent. There have been several product channels observed for this reaction. Matsumi et al. observed the formation of H and Cl atoms with a 0.27 ratio. Force and Wiesenfeld reported an O(3P) yield of 0.09, which is the basis for the total reactive yield recommendation. Takahashi et al.⁴ and Feierabend et al.¹ have reported ClO radical yields that are in excellent agreement, (0.47 ± 0.10) and (0.46 ± 0.06) , respectively, which is recommended. The recommended product branching ratios for the H and Cl atom channels accounts for the remaining product yield in the ratio reported by Matsumi et al.
(New Entry) [Back to Table](#)
- (1) Feierabend, K. J.; Papanastasiou, D. K.; Burkholder, J. B. ClO radical yields in the reaction of O(1D) with Cl₂, HCl, chloromethanes and chlorofluoromethanes. *J. Phys. Chem. A* **2010**, *114*, 12052-12061, doi:10.1021/jp10776lt.
- (2) Force, A. P.; Wiesenfeld, J. R. Collisional deactivation of O(1D_2) by the halomethanes. Direct determination of reaction efficiency. *J. Phys. Chem.* **1981**, *85*, 782-785.
- (3) Matsumi, Y.; Tonokura, K.; Inagaki, Y.; Kawasaki, M. Isotopic branching ratios and translational energy release of H and D atoms in reaction of O(1D) atoms with alkanes and alkyl chlorides. *J. Phys. Chem.* **1993**, *97*, 6816-6821.
- (4) Takahashi, K.; Wada, R.; Matsumi, Y.; Kawasaki, M. Product branching ratios for O(3P) atom and ClO radical formation in the reactions of O(1D) with chlorinated compounds. *J. Phys. Chem.* **1996**, *100*, 10145-10149.
- A23. O(1D) + CCl₄.** The recommended $k(298\text{ K})$ value is based on the data from Davidson et al.¹ and Force and Wiesenfeld.³ The temperature independence of the rate coefficient is taken from Davidson et al. Force and Wiesenfeld reported this reaction to be $(14 \pm 6)\%$ collisional quenching. Takahashi et al.⁴ and Feierabend et al.² report ClO radical yields of $(90 \pm 19)\%$ and $(79 \pm 4)\%$, respectively. The recommended value is taken from the more precise Feierabend et al. study. Additional product channels may also be possible.
(Table: 82-57, Note: 15-10, Evaluated: 15-10) [Back to Table](#)
- (1) Davidson, J. A.; Schiff, H. I.; Brown, T. J.; Howard, C. J. Temperature dependence of the rate constants for reactions of O(1D) atoms with a number of halocarbons. *J. Chem. Phys.* **1978**, *69*, 4277-4279.
- (2) Feierabend, K. J.; Papanastasiou, D. K.; Burkholder, J. B. ClO radical yields in the reaction of O(1D) with Cl₂, HCl, chloromethanes and chlorofluoromethanes. *J. Phys. Chem. A* **2010**, *114*, 12052-12061, doi:10.1021/jp10776lt.
- (3) Force, A. P.; Wiesenfeld, J. R. Collisional deactivation of O(1D_2) by the halomethanes. Direct determination of reaction efficiency. *J. Phys. Chem.* **1981**, *85*, 782-785.

- (4) Takahashi, K.; Wada, R.; Matsumi, Y.; Kawasaki, M. Product branching ratios for O(³P) atom and ClO radical formation in the reactions of O(¹D) with chlorinated compounds. *J. Phys. Chem.* **1996**, *100*, 10145-10149.
- A24. O(¹D) + CH₃CCl₃.** Nilsson et al.¹ reported a room temperature reactive rate coefficient of $(2.93 \pm 1.2) \times 10^{-10}$ cm³ molecule⁻¹ s⁻¹ (1σ error limit) that was obtained using a relative rate method with CH₄ as the reference compound. The recommended total rate coefficient was calculated assuming a 0.9 reactive yield. (New Entry) [Back to Table](#)
- (1) Nilsson, E. J. K.; Andersen, V. F.; Nielsen, O. J.; Johnson, M. S. Rate coefficients for the chemical reactions of CH₂F₂, CHClF₂, CH₂FCF₃ and CH₃CCl₃ with O(¹D) at 298 K. *Chem. Phys. Lett.* **2012**, *554*, 27-32, doi:10.1016/j.cplett.2012.10.001.
- A25. O(¹D) + CH₃Br.** The recommended rate coefficient at 298 K was taken from Thompson and Ravishankara.² There are no reports on the temperature dependence of this rate coefficient and it is assumed to be temperature independent. Thompson and Ravishankara report that the yield of O(³P) from physical quenching is (0 ± 7)%. On the basis of this single study, a unit reactive yield is recommended. Using transient UV absorption spectroscopy, Cronkhite et al.¹ measured the BrO yield to be (44 ± 5)%. The balance of the reaction is expected to lead to OH radical formation, although no experimental data are currently available. (Table: 94-26, Note: 15-10, Evaluated: 10-6) [Back to Table](#)
- (1) Cronkhite, J. M.; Wine, P. H. Branching ratios for BrO production from reactions of O(¹D) with HBr, CF₃Br, CH₃Br, CF₂ClBr, and CF₂HBr. *Int. J. Chem. Kinet.* **1998**, *30*, 555-563.
- (2) Thompson, J. E.; Ravishankara, A. R. Kinetics of O(¹D) reactions with bromocarbons. *Int. J. Chem. Kinet.* **1993**, *25*, 479-487.
- A26. O(¹D) + CH₂Br₂.** The recommendation for *k*(298 K) is based on data from Thompson and Ravishankara,¹ the only study available. There are no reports on the temperature dependence of this rate coefficient and it is assumed to be temperature independent. They report that the yield of O(³P) from physical quenching is (5 ± 7)%. On the basis of this work, a reactive yield of 0.95^{+0.05}_{-0.10} is recommended. There are no product studies available, although the major channels are expected to lead to BrO and OH radical formation. (Table: 94-26, Note: 15-10, Evaluated: 10-6) [Back to Table](#)
- (1) Thompson, J. E.; Ravishankara, A. R. Kinetics of O(¹D) reactions with bromocarbons. *Int. J. Chem. Kinet.* **1993**, *25*, 479-487.
- A27. O(¹D) + CHBr₃.** The recommendation for *k*(298 K) is based on data from Thompson and Ravishankara,¹ the only study available. The rate coefficient is large compared to analogous compounds. There are no reports on the temperature dependence of this rate coefficient and it is assumed to be temperature independent. They report that the yield of O(³P) from physical quenching is (32 ± 8)%. A reactive yield of 0.70 ± 0.1 is recommended. There are no product studies available, although the formation of BrO is expected to be a major product channel. (Table: 94-26, Note: 15-10, Evaluated: 10-6) [Back to Table](#)
- (1) Thompson, J. E.; Ravishankara, A. R. Kinetics of O(¹D) reactions with bromocarbons. *Int. J. Chem. Kinet.* **1993**, *25*, 479-487.
- A28. O(¹D) + CH₃F (HFC-41).** The *k*(298 K) recommendation is the average of the measurements of Force and Wiesenfeld² and Schmoltnner et al.⁴ There are no reports on the temperature dependence of this rate coefficient and it is assumed to be temperature independent. The O(³P) product yield was reported to be (25 ± 3)% by Force and Wiesenfeld, (11 ± 5)% by Schmoltnner et al., and (19 ± 5)% by Takahashi et al.⁵ The recommended branching ratio is an average of these studies, with an uncertainty that encompasses the mean value from all studies at the 2σ level. Burks and Lin¹ reported observing vibrationally excited HF as a product. Park and Wiesenfeld³ observed the formation of OH (X²Π, v" = 0, 1) in this reaction. (Table: 94-26, 15-10, Evaluated: 10-6) [Back to Table](#)
- (1) Burks, T. L.; Lin, M. C. The dynamics of formation of vibrationally excited HF in reactions of O(2¹D₂) atoms with partially fluorinated alkanes. *Int. J. Chem. Kinet.* **1981**, *13*, 977-999.

- (2) Force, A. P.; Wiesenfeld, J. R. Collisional deactivation of O(¹D₂) by the halomethanes. Direct determination of reaction efficiency. *J. Phys. Chem.* **1981**, *85*, 782-785.
- (3) Park, C. R.; Wiesenfeld, J. R. Chemical dynamics of the reaction of O(¹D₂) with CH₃F. *Chem. Phys. Lett.* **1991**, *186*, 170-176.
- (4) Schmoltner, A. M.; Talukdar, R. K.; Warren, R. F.; Mellouki, A.; Goldfarb, L.; Gierczak, T.; McKeen, S. A.; Ravishankara, A. R. Rate coefficients for reactions of several hydrofluorocarbons with OH and O(¹D) and their atmospheric lifetimes. *J. Phys. Chem.* **1993**, *97*, 8976-8982.
- (5) Takahashi, K.; Wada, R.; Matsumi, Y.; Kawasaki, M. Product branching ratios for O(³P) atom and ClO radical formation in the reactions of O(¹D) with chlorinated compounds. *J. Phys. Chem.* **1996**, *100*, 10145-10149.

A29. O(¹D) + CH₂F₂ (HFC-32). The *k*(298 K) recommendation is based on the measurement of Schmoltner et al.,⁴ the only total rate coefficient study available. Using a relative rate technique, Green and Wayne² measured the loss of CH₂F₂ relative to the loss of N₂O. Their value when combined with the current recommendation for the O(¹D) + N₂O reaction yields a rate coefficient for reactive loss of CH₂F₂ that is about three times the result of Schmoltner et al. Nilsson et al.³ reported a 298 K reactive rate coefficient of $(4.78 \pm 1.02) \times 10^{-11}$ cm³ molecule⁻¹ s⁻¹ in a relative rate experiment with the O(¹D) + CH₄ reaction as the reference. This corresponds to a reactive yield of 0.94 using the current total rate coefficient recommendation. Schmoltner et al. reported an O(³P) yield of $(70 \pm 11)\%$, which provides the basis of the reaction yield recommendation, assuming that it is due entirely to physical quenching. Burks and Lin¹ reported observing vibrationally excited HF as a product.

(Table: 94-26, Note: 15-10, Evaluated: 10-6) [Back to Table](#)

- (1) Burks, T. L.; Lin, M. C. The dynamics of formation of vibrationally excited HF in reactions of O(2¹D₂) atoms with partially fluorinated alkanes. *Int. J. Chem. Kinet.* **1981**, *13*, 977-999.
- (2) Green, R. G.; Wayne, R. P. Relative rate constants for the reactions of O(¹D) atoms with fluorochlorocarbons and with N₂O. *J. Photochem.* **1976/77**, *6*, 371-374.
- (3) Nilsson, E. J. K.; Andersen, V. F.; Nielsen, O. J.; Johnson, M. S. Rate coefficients for the chemical reactions of CH₂F₂, CHClF₂, CH₂FCF₃ and CH₃CCl₃ with O(¹D) at 298 K. *Chem. Phys. Lett.* **2012**, *554*, 27-32, doi:10.1016/j.cplett.2012.10.001.
- (4) Schmoltner, A. M.; Talukdar, R. K.; Warren, R. F.; Mellouki, A.; Goldfarb, L.; Gierczak, T.; McKeen, S. A.; Ravishankara, A. R. Rate coefficients for reactions of several hydrofluorocarbons with OH and O(¹D) and their atmospheric lifetimes. *J. Phys. Chem.* **1993**, *97*, 8976-8982.

A30. O(¹D) + CHF₃ (HFC-23). *k*(298 K) was measured by Force and Wiesenfeld⁵ and Schmoltner et al.,⁶ while Baasandorj et al.^{2,3} measured the rate coefficient at 298 K and over the temperature range 217–373 K. The results from these studies are in good agreement and the results from the Baasandorj et al. study are recommended. The O(³P) product yield was reported to be $(77 \pm 15)\%$ by Force and Wiesenfeld and $(102 \pm 3)\%$ by Schmoltner et al. Using a relative rate technique, Baasandorj et al.^{2,3} measured the reactive rate coefficient (relative to the O(¹D) + NF₃ reaction) at room temperature. They obtained a reactive yield of 0.25 ± 0.05 , using the current *k*(298 K) recommendation for the HFC-23 reaction. This result is in good agreement with the Force and Wiesenfeld result. The reaction yield recommendation is based on the more precise Baasandorj et al. studies. There is no apparent explanation for the high quenching yield reported in the Schmoltner et al. study. Although physical quenching is the dominant process, detectable yields of vibrationally excited HF have been reported by Burks and Lin⁴ and Aker et al.,¹ which indicate the formation of HF + CF₂O products.

(Table: 15-10, Note: 15-10, Evaluated: 15-10) [Back to Table](#)

- (1) Aker, P. M.; Niefer, B. I.; Sloan, J. J.; Heydtmann, H. The dynamics and microscopic kinetics of the reactions of O(¹D₂) atoms with CHCl₃ and CHF₃. *J. Chem. Phys.* **1987**, *87*, 203-209.
- (2) Baasandorj, M.; Fleming, E. L.; Jackman, C. H.; Burkholder, J. B. O(¹D) kinetic study of key ozone depleting substances and greenhouse gases. *J. Phys. Chem. A* **2013**, *117*, 2434-2445, doi:10.1021/jp312781c.
- (3) Baasandorj, M.; Hall, B. D.; Burkholder, J. B. Rate coefficients for the reaction of O(¹D) with the atmospherically long-lived greenhouse gases NF₃, SF₅CF₃, CHF₃, C₂F₆, *c*-C₄F₈, *n*-C₅F₁₂, and *n*-C₆F₁₄. *Atmos. Chem. Phys.* **2012**, *12*, 11753-11764, doi:10.5194/acp-12-11753-2012.
- (4) Burks, T. L.; Lin, M. C. The dynamics of formation of vibrationally excited HF in reactions of O(2¹D₂) atoms with partially fluorinated alkanes. *Int. J. Chem. Kinet.* **1981**, *13*, 977-999.
- (5) Force, A. P.; Wiesenfeld, J. R. Collisional deactivation of O(¹D₂) by the halomethanes. Direct determination of reaction efficiency. *J. Phys. Chem.* **1981**, *85*, 782-785.

- (6) Schmoltner, A. M.; Talukdar, R. K.; Warren, R. F.; Mellouki, A.; Goldfarb, L.; Gierczak, T.; McKeen, S. A.; Ravishankara, A. R. Rate coefficients for reactions of several hydrofluorocarbons with OH and O(¹D) and their atmospheric lifetimes. *J. Phys. Chem.* **1993**, *97*, 8976-8982.

A31. O(¹D) + CHCl₂F (HCFC-21). The recommendation is based on the total rate coefficient measurements of Davidson et al.¹ over the temperature range 188–343 K. Takahashi et al.³ and Feierabend et al.² report the yield of ClO to be (74 ± 15)% and (73 ± 5)%, respectively. These studies are in excellent agreement and provide the recommendation for the ClO product channel branching ratio. It is expected that the OH radical, or other products, may also be formed in this reaction. An OH channel yield based on comparison with other HCFCs is estimated to be ~0.06.

(Table: 90-1, Note: 15-10, Evaluated: 15-10) [Back to Table](#)

- (1) Davidson, J. A.; Schiff, H. I.; Brown, T. J.; Howard, C. J. Temperature dependence of the rate constants for reactions of O(¹D) atoms with a number of halocarbons. *J. Chem. Phys.* **1978**, *69*, 4277-4279.
- (2) Feierabend, K. J.; Papanastasiou, D. K.; Burkholder, J. B. ClO radical yields in the reaction of O(¹D) with Cl₂, HCl, chloromethanes and chlorofluoromethanes. *J. Phys. Chem. A* **2010**, *114*, 12052-12061, doi:10.1021/jp10776lt.
- (3) Takahashi, K.; Wada, R.; Matsumi, Y.; Kawasaki, M. Product branching ratios for O(³P) atom and ClO radical formation in the reactions of O(¹D) with chlorinated compounds. *J. Phys. Chem.* **1996**, *100*, 10145-10149.

A32. O(¹D) + CHClF₂ (HCFC-22). The rate coefficient recommendation is based on the measurements of Davidson et al.,⁴ Warren et al.⁸ and Baasandorj et al.³ Davidson et al. (173–343 K) and Baasandorj et al. (217–373 K) determined that the rate coefficient has no temperature dependence between 173 and 343 K. Warren et al.⁸ report an O(³P) yield of (28 ± 6)%, which they interpret to be due to collisional quenching of O(¹D) to O(³P). Using a relative rate technique, Baasandorj et al. measured the reactive rate coefficient (relative to the O(¹D) + NF₃ reaction) at room temperature. They obtained a reaction yield of 0.75 ± 0.05, using the current *k*(298 K) recommendation for the NF₃ and HCFC-22 reactions, which is in good agreement with the Warren et al. result. A relative rate measurement by Green and Wayne,⁶ with O(¹D) + N₂O as the reference reaction, is ~25% higher than the recommended *k*(298 K) value. A relative rate measurement by Atkinson et al.² gives a rate coefficient about a factor of two too high. A relative rate measurement by Nilsson et al.,⁷ with O(¹D) + CH₄ as the reference reaction, reported a reactive rate coefficient of (8.69 ± 1.72) × 10⁻¹¹ cm³ molecule⁻¹ s⁻¹ corresponding to a reactive yield of 0.85 ± 0.17 using the current total rate coefficient recommendation. The recommended total reactive yield of 0.75 is taken from the more precise Baasandorj et al. study.

This reaction has been shown to have multiple product channels. Addison et al.¹ reported the following product yields: ClO (55 ± 10)%, CF₂ (45 ± 10)%, O(³P) (28 +10/ -15)%, and OH 5%, where the O(³P) was interpreted to come from a branch yielding CF₂ and HCl. Feierabend et al.⁵ reported a ClO radical yield of 0.56 ± 0.03, which agrees very well with the Addison et al. measurement and is the basis of the recommendation. An OH product channel yield of 0.05 is recommended and the balance of the reactive yield is assigned to other products.

(Table: 92-20, Note: 15-10, Evaluated: 15-10) [Back to Table](#)

- (1) Addison, M. C.; Donovan, R. J.; Garraway, J. Reactions of O(2¹D₂) and O(2³P₁) with halogenomethanes. *Faraday Disc.* **1979**, *67*, 286-296.
- (2) Atkinson, R.; Breuer, G. M.; Pitts Jr., J. N.; Sandoval, H. L. Tropospheric and stratospheric sinks for halocarbons: Photooxidation, O(¹D) atom, and OH radical reactions. *J. Geophys. Res.* **1976**, *81*, 5765-5770.
- (3) Baasandorj, M.; Fleming, E. L.; Jackman, C. H.; Burkholder, J. B. O(¹D) kinetic study of key ozone depleting substances and greenhouse gases. *J. Phys. Chem. A* **2013**, *117*, 2434-2445, doi:10.1021/jp312781c.
- (4) Davidson, J. A.; Schiff, H. I.; Brown, T. J.; Howard, C. J. Temperature dependence of the rate constants for reactions of O(¹D) atoms with a number of halocarbons. *J. Chem. Phys.* **1978**, *69*, 4277-4279.
- (5) Feierabend, K. J.; Papanastasiou, D. K.; Burkholder, J. B. ClO radical yields in the reaction of O(¹D) with Cl₂, HCl, chloromethanes and chlorofluoromethanes. *J. Phys. Chem. A* **2010**, *114*, 12052-12061, doi:10.1021/jp10776lt.
- (6) Green, R. G.; Wayne, R. P. Relative rate constants for the reactions of O(¹D) atoms with fluorochlorocarbons and with N₂O. *J. Photochem.* **1976/77**, *6*, 371-374.

- (7) Nilsson, E. J. K.; Andersen, V. F.; Nielsen, O. J.; Johnson, M. S. Rate coefficients for the chemical reactions of CH₂F₂, CHClF₂, CH₂FCF₃ and CH₃CCl₃ with O(¹D) at 298 K. *Chem. Phys. Lett.* **2012**, *554*, 27-32, doi:10.1016/j.cplett.2012.10.001.
- (8) Warren, R.; Gierczak, T.; Ravishankara, A. R. A study of O(¹D) reactions with CFC substitutes. *Chem. Phys. Lett.* **1991**, *183*, 403-409.

A33. O(¹D) + CHF₂Br. The recommended rate coefficient at room temperature and its temperature dependence are based on the study of Streckowski et al.² (211–425 K), which is the only available investigation of this reaction. They report a branching ratio for O(³P) production of (39 ± 6)% independent of temperature and a branching ratio for H atom production of 2⁺¹/₂ at 298 K. Cronkhite et al.¹ report a BrO yield of (39 ± 7)% at room temperature. The recommended reactive yield is 0.60 with a significant yield, ~0.2, of unidentified reaction products.

(Table: 06-2, Note: 15-10, Evaluated: 10-6) [Back to Table](#)

- (1) Cronkhite, J. M.; Wine, P. H. Branching ratios for BrO production from reactions of O(¹D) with HBr, CF₃Br, CH₃Br, CF₂ClBr, and CF₂HBr. *Int. J. Chem. Kinet.* **1998**, *30*, 555-563.
- (2) Streckowski, R. S.; Nicovich, J. M.; Wine, P. H. Kinetic and mechanistic study of the reaction of O(¹D) with CF₂HBr. *Int. J. Chem. Kinet.* **2001**, *33*, 262-270.

A34. O(¹D) + CCl₃F (CFC-11). The recommended rate coefficient is based on the data from Davidson et al.² (173–343 K), Force et al.⁴ (298 K), and Baasandorj et al.¹ (217–373 K), which are in good agreement and show the reaction to be independent of temperature between 173 and 373 K. Force and Wiesenfeld⁴ reported this reaction to be (12 ± 4)% quenching of O(¹D) to O(³P). Using a relative rate technique, Baasandorj et al. measured the reactive rate coefficient (relative to the O(¹D) + N₂O reaction) at room temperature and 240 K (no temperature dependence was observed). They obtained a reactive yield of 0.90 ± 0.07, using the current *k*(298 K) recommendation for the N₂O and their measured total rate coefficient, which is recommended here.

Takahashi et al.⁵ and Feierabend et al.³ report ClO yields of (88 ± 18)% and (79 ± 4)%, respectively, in good agreement with the results from the Force and Wiesenfeld and Baasandorj et al. studies. The more precise Feierabend et al. yield is recommended. On the basis of these recommendations, a ~10% yield of unidentified reaction products is possible.

(Table: 15-10, Note: 15-10, Evaluated: 15-10) [Back to Table](#)

- (1) Baasandorj, M.; Fleming, E. L.; Jackman, C. H.; Burkholder, J. B. O(¹D) kinetic study of key ozone depleting substances and greenhouse gases. *J. Phys. Chem. A* **2013**, *117*, 2434-2445, doi:10.1021/jp312781c.
- (2) Davidson, J. A.; Schiff, H. I.; Brown, T. J.; Howard, C. J. Temperature dependence of the rate constants for reactions of O(¹D) atoms with a number of halocarbons. *J. Chem. Phys.* **1978**, *69*, 4277-4279.
- (3) Feierabend, K. J.; Papanastasiou, D. K.; Burkholder, J. B. ClO radical yields in the reaction of O(¹D) with Cl₂, HCl, chloromethanes and chlorofluoromethanes. *J. Phys. Chem. A* **2010**, *114*, 12052-12061, doi:10.1021/jp107761t.
- (4) Force, A. P.; Wiesenfeld, J. R. Collisional deactivation of O(¹D₂) by the halomethanes. Direct determination of reaction efficiency. *J. Phys. Chem.* **1981**, *85*, 782-785.
- (5) Takahashi, K.; Wada, R.; Matsumi, Y.; Kawasaki, M. Product branching ratios for O(³P) atom and ClO radical formation in the reactions of O(¹D) with chlorinated compounds. *J. Phys. Chem.* **1996**, *100*, 10145-10149.

A35. O(¹D) + CCl₂F₂ (CFC-12). The recommended rate coefficient is based on the data from Davidson et al.² (173–343 K), Force et al.⁴ (298 K), and Baasandorj et al.¹ (217–373 K), which are in good agreement and show the reaction to have a weak negative temperature dependence between 173 and 373 K.

Force and Wiesenfeld⁴ report this reaction to be (14 ± 7)% quenching, which is assumed here to be due to physical quenching and is the basis for the recommendation. Takahashi et al.⁵ report a ClO yield of (87 ± 18)% in good agreement with the Force and Wiesenfeld study. Takahashi et al.⁵ and Feierabend et al.³ report a ClO yields of (87 ± 18)% and (76 ± 6)%, respectively. The more precise Feierabend et al. yield is recommended. On the basis of the recommendations, there may be ~10% yield of unidentified reaction products.

(Table: 15-10, Note: 15-10, Evaluated: 15-10) [Back to Table](#)

- (1) Baasandorj, M.; Fleming, E. L.; Jackman, C. H.; Burkholder, J. B. O(¹D) kinetic study of key ozone depleting substances and greenhouse gases. *J. Phys. Chem. A* **2013**, *117*, 2434-2445, doi:10.1021/jp312781c.
- (2) Davidson, J. A.; Schiff, H. I.; Brown, T. J.; Howard, C. J. Temperature dependence of the rate constants for reactions of O(¹D) atoms with a number of halocarbons. *J. Chem. Phys.* **1978**, *69*, 4277-4279.
- (3) Feierabend, K. J.; Papanastasiou, D. K.; Burkholder, J. B. ClO radical yields in the reaction of O(¹D) with Cl₂, HCl, chloromethanes and chlorofluoromethanes. *J. Phys. Chem. A* **2010**, *114*, 12052-12061, doi:10.1021/jp107761t.
- (4) Force, A. P.; Wiesenfeld, J. R. Collisional deactivation of O(¹D₂) by the halomethanes. Direct determination of reaction efficiency. *J. Phys. Chem.* **1981**, *85*, 782-785.
- (5) Takahashi, K.; Wada, R.; Matsumi, Y.; Kawasaki, M. Product branching ratios for O(³P) atom and ClO radical formation in the reactions of O(¹D) with chlorinated compounds. *J. Phys. Chem.* **1996**, *100*, 10145-10149.

A36. O(¹D) + CCIF₃ (CFC-13). The rate coefficient recommendation is based on the room temperature measurement by Ravishankara et al.² There are no reports on the temperature dependence of this rate coefficient and it is assumed to be temperature independent. Ravishankara et al. report (31 ± 10)% collisional quenching of O(¹D) to O(³P). Takahashi et al.³ report yields of O(³P) (16 ± 5)% and ClO (85 ± 18)%. Feierabend et al.¹ report a ClO radical yield of (82 ± 6)%, which is in good agreement with the Takahashi et al. work. The more precise Feierabend et al. ClO product channel yield is recommended for the reactive yield with the balance of the reaction yield assigned to physical quenching. The recommended quenching yield is less than the Ravishankara et al. value, but near to their estimated uncertainty limits. (Table: 92-20, Note: 15-10, Evaluated: 10-6) [Back to Table](#)

- (1) Feierabend, K. J.; Papanastasiou, D. K.; Burkholder, J. B. ClO radical yields in the reaction of O(¹D) with Cl₂, HCl, chloromethanes and chlorofluoromethanes. *J. Phys. Chem. A* **2010**, *114*, 12052-12061, doi:10.1021/jp107761t.
- (2) Ravishankara, A. R.; Solomon, S.; Turnipseed, A. A.; Warren, R. F. Atmospheric lifetimes of long-lived halogenated species. *Science* **1993**, *259*, 194-199.
- (3) Takahashi, K.; Wada, R.; Matsumi, Y.; Kawasaki, M. Product branching ratios for O(³P) atom and ClO radical formation in the reactions of O(¹D) with chlorinated compounds. *J. Phys. Chem.* **1996**, *100*, 10145-10149.

A37. O(¹D) + 1,2-*c*-C₄Cl₂F₆ (*E,Z*). Papadimitriou et al.¹ measured the total and reactive rate coefficients at 296 K for a 0.475:0.525 (*E,Z*) isomeric mixture. It is assumed that the isomers have equivalent reactivity and their results, the only study available, are recommended. The reactive rate coefficient was measured relative to the N₂O and CCl₂F₂ (CFC-12) reactions and the obtained rate coefficients agreed to within 10% using the current recommendations for the reference reactions. Consistent with the measured reactive yield and the observed trend for other CFCs, it is expected that the reaction is ~15% physical quenching. CF₂O and *c*-C₄F₆ products were observed, although not quantified. (New Entry) [Back to Table](#)

- (1) Papadimitriou, V. C.; McGillen, M. R.; Smith, S. C.; Jubb, A. M.; Portmann, R. W.; Hall, B. D.; Fleming, E. L.; Jackman, C. H.; Burkholder, J. B. 1,2-Dichlorohexafluoro-cyclobutane (1,2-*c*-C₄F₆Cl₂, R-316c) a potent ozone depleting substance and greenhouse gas: Atmospheric loss processes, lifetimes, and ozone depletion and global warming potentials for the (*E*) and (*Z*) stereoisomers. *J. Phys. Chem. A* **2013**, *117*, 11049-11065, doi:10.1021/jp407823k.

A38. O(¹D) + CCIBrF₂ (Halon-1211). The recommended rate coefficient at room temperature, *k*(298 K), is based on the data from Thompson and Ravishankara,² the only study available. There are no reports on the temperature dependence of this rate coefficient and it is assumed to be temperature independent. Thompson and Ravishankara report a O(³P) yield of 0.36 ± 0.04. On the basis of this work a total reactive yield of 0.65 is recommended. Cronkhite et al.¹ report a BrO yield of 0.31 ± 0.06 at room temperature. On the basis of these studies, a ~0.34 yield of yet unidentified reaction products is possible. (Table: 94-26, Note: 15-10, Evaluated: 10-6) [Back to Table](#)

- (1) Cronkhite, J. M.; Wine, P. H. Branching ratios for BrO production from reactions of O(¹D) with HBr, CF₃Br, CH₃Br, CF₂ClBr, and CF₂HBr. *Int. J. Chem. Kinet.* **1998**, *30*, 555-563.
- (2) Thompson, J. E.; Ravishankara, A. R. Kinetics of O(¹D) reactions with bromocarbons. *Int. J. Chem. Kinet.* **1993**, *25*, 479-487.

- A39. O(¹D) + CBr₂F₂ (Halon-1202).** The k (298 K) recommendation is based on data from Thompson and Ravishankara,¹ the only study available. There are no reports on the temperature dependence of this rate coefficient and it is assumed to be temperature independent. Thompson and Ravishankara report a O(³P) yield of 0.54 ± 0.06 . Assuming this to be physical quenching, a reactive yield of 0.45 is recommended. (Table: 94-26, Note: 15-10, Evaluated: 10-6) [Back to Table](#)
- (1) Thompson, J. E.; Ravishankara, A. R. Kinetics of O(¹D) reactions with bromocarbons. *Int. J. Chem. Kinet.* **1993**, *25*, 479-487.
- A40. O(¹D) + CBrF₃ (Halon-1301).** The recommended rate coefficient at room temperature is based on data from Thompson and Ravishankara,³ the only study available. There are no reports on the temperature dependence of this rate coefficient and it is assumed to be temperature independent. Thompson and Ravishankara report a O(³P) yield of 0.59 ± 0.08 . Lorenzen-Schmidt et al.² measured the CBrF₃ removal rate relative to N₂O and report that the rate coefficient for CBrF₃ loss in this reaction is $(4.0 \pm 0.4) \times 10^{-11}$ cm³ molecule⁻¹ s⁻¹, which is in excellent agreement with the results of Thompson and Ravishankara. Cronkhite et al.¹ report a BrO yield of 0.49 ± 0.07 at room temperature, which is greater than the inferred reactive yield from Thompson and Ravishankara. A reactive yield and BrO yield of 0.45 ± 0.08 is recommended, where the uncertainty limits encompass the results from the Cronkhite et al. and Thompson and Ravishankara studies. (Table: 94-26, Note: 15-10, Evaluated: 10-6) [Back to Table](#)
- (1) Cronkhite, J. M.; Wine, P. H. Branching ratios for BrO production from reactions of O(¹D) with HBr, CF₃Br, CH₃Br, CF₂ClBr, and CF₂HBr. *Int. J. Chem. Kinet.* **1998**, *30*, 555-563.
- (2) Lorenzen-Schmidt, H.; Weller, R.; Schrems, O. Kinetics and mechanisms of the reactions of O(¹D) atoms with CF₃Br and CF₃BrCF₂Br in the gas phase and in solid argon matrices. *Ber. Bunsenges. Phys. Chem.* **1994**, *98*, 1622-1629.
- (3) Thompson, J. E.; Ravishankara, A. R. Kinetics of O(¹D) reactions with bromocarbons. *Int. J. Chem. Kinet.* **1993**, *25*, 479-487.
- A41. O(¹D) + CF₄ (CFC-14).** The recommended rate coefficient upper limit is based on the work of Ravishankara et al.,² who report a $(92 \pm 8)\%$ O(³P) yield. Force and Wiesenfeld¹ measured a quenching rate coefficient about 10 times larger. Shi and Barker³ report an upper limit that is consistent with the recommendation. The small rate coefficient for this reaction makes it vulnerable to interference from reactant impurities. For this reason only an upper limit for the total rate coefficient is recommended with no reactive yield recommendation. (Table: 92-20, Note: 10-6, Evaluated: 10-6) [Back to Table](#)
- (1) Force, A. P.; Wiesenfeld, J. R. Collisional deactivation of O(¹D₂) by the halomethanes. Direct determination of reaction efficiency. *J. Phys. Chem.* **1981**, *85*, 782-785.
- (2) Ravishankara, A. R.; Solomon, S.; Turnipseed, A. A.; Warren, R. F. Atmospheric lifetimes of long-lived halogenated species. *Science* **1993**, *259*, 194-199.
- (3) Shi, J.; Barker, J. R. Kinetic studies of the deactivation of O₂(¹Σ_g⁺) and O(¹D). *Int. J. Chem. Kinet.* **1990**, *20*, 1283-1301.
- A42. O(¹D) + CH₃CH₂F (HFC-161).** The k (298 K) recommendation is based on the data from Schmoltner et al.,¹ the only study available. There are no reports on the temperature dependence of this rate coefficient and it is assumed to be temperature independent. They report that the yield of O(³P) to be 0.18 ± 0.05 . A reactive yield of 0.82 is recommended. Although no product studies are available, the OH radical is expected to be a major reaction product. (Table: 94-26, Note: 15-10, Evaluated: 10-6) [Back to Table](#)
- (1) Schmoltner, A. M.; Talukdar, R. K.; Warren, R. F.; Mellouki, A.; Goldfarb, L.; Gierczak, T.; McKeen, S. A.; Ravishankara, A. R. Rate coefficients for reactions of several hydrofluorocarbons with OH and O(¹D) and their atmospheric lifetimes. *J. Phys. Chem.* **1993**, *97*, 8976-8982.
- A43. O(¹D) + CH₃CHF₂ (HFC-152a).** The recommended rate coefficient at room temperature is an average of the data from Warren et al.² and Kono and Matsumi,¹ which agree to within 25%. There are no reports on the temperature dependence of this rate coefficient and it is assumed to be temperature independent. Warren et al. report an O(³P) yield of 0.54 ± 0.07 . Kono and Matsumi report an O(³P) yield of 0.34 ± 0.06 , an OH yield of 0.15 ± 0.02 , and that a large fraction of the reaction, ~0.50, leads to unidentified products. There is a

significant discrepancy in the reactive yield between these two studies. The recommended physical quenching yield is an average of the Warren et al. and Kono and Matsumi results, 0.45 ± 0.15 , where the uncertainty limit encompasses the results from both studies. The OH yield from the Kono and Matsumi study is recommended with the balance of the reactive yield assigned to unidentified products. (Table: 10-6, Note: 15-10, Evaluated: 10-6) [Back to Table](#)

- (1) Kono, M.; Matsumi, Y. Reaction processes of O(¹D) with fluoroethane compounds. *J. Phys. Chem. A* **2001**, *105*, 65-69, doi: 10.1021/jp001786q S1089-5639(00)01786-2.
- (2) Warren, R.; Gierczak, T.; Ravishankara, A. R. A study of O(¹D) reactions with CFC substitutes. *Chem. Phys. Lett.* **1991**, *183*, 403-409.

A44. O(¹D) + CH₃CCl₂F (HCFC-141b). The *k*(298 K) recommendation is based upon the measurement of Warren et al.,¹ the only study available. There are no reports on the temperature dependence of this rate coefficient and it is assumed to be temperature independent. Warren et al. report an O(³P) yield of 0.31 ± 0.05 , which assuming physical quenching is the basis for the recommendation. ClO and OH radical reaction product channels are expected to be significant, although no product studies are currently available. (Table: 92-20, Note: 15-10, Evaluated: 10-6) [Back to Table](#)

- (1) Warren, R.; Gierczak, T.; Ravishankara, A. R. A study of O(¹D) reactions with CFC substitutes. *Chem. Phys. Lett.* **1991**, *183*, 403-409.

A45. O(¹D) + CH₃CClF₂ (HCFC-142b). Warren et al.³ (298 K) and Baasandorj et al.¹ (217–373 K) measured the total rate coefficient for this reaction. The room temperature results from these studies are in reasonable agreement, to within 15%, and the average value from these studies is recommended. Baasandorj et al. reported the reaction to be temperature independent over the 217 to 373 K range.

Warren et al. report an O(³P) yield of 0.26 ± 0.05 . Green and Wayne,² who measured the loss of CH₃CF₂Cl relative to the loss of N₂O, obtained a reactive yield of 0.75 ± 0.2 when the current recommendation for O(¹D) + N₂O is used. Using a relative rate technique, Baasandorj et al. measured the reactive rate coefficient (relative to the O(¹D) + HCFC-22 and CFC-115 reactions) at room temperature to be $(1.11 \pm 0.03) \times 10^{-11}$ cm³ molecule⁻¹ s⁻¹. This corresponds to a reactive yield of 0.55 ± 0.05 using the current total rate coefficient recommendations. This is significantly less than reported by Warren et al. The recommended reactive yield is an average of the Warren et al. and Baasandorj et al. results, where the uncertainty limit encompasses the results from both studies.

(Table: 15-10, Note: 15-10, Evaluated: 10-6) [Back to Table](#)

- (1) Baasandorj, M.; Fleming, E. L.; Jackman, C. H.; Burkholder, J. B. O(¹D) kinetic study of key ozone depleting substances and greenhouse gases. *J. Phys. Chem. A* **2013**, *117*, 2434-2445, doi:10.1021/jp312781c.
- (2) Green, R. G.; Wayne, R. P. Relative rate constants for the reactions of O(¹D) atoms with fluorochlorocarbons and with N₂O. *J. Photochem.* **1976/77**, *6*, 371-374.
- (3) Warren, R.; Gierczak, T.; Ravishankara, A. R. A study of O(¹D) reactions with CFC substitutes. *Chem. Phys. Lett.* **1991**, *183*, 403-409.

A46. O(¹D) + CH₃CF₃ (HFC-143a). Kono and Matsumi³ (298 K) and Baasandorj et al.¹ (217–373 K) have measured the total rate coefficient for this reaction. The room temperature results from these studies are in poor agreement with a ~50% difference. Baasandorj et al. reported the reaction to have a weak negative temperature dependence, *E*/*R* = -20 K, over the 217 to 373 K temperature range. The recommended *k*(298 K) is from the average of these two studies and the recommended temperature dependence is taken from Baasandorj et al.

Kono and Matsumi report an O(³P) yield of 0.18 ± 0.04 , an OH yield of 0.38 ± 0.06 , and that ~0.40 of the reaction occurs through unidentified product channels. That is ~0.80 of the reaction leads to loss of CH₃CF₃. The relative rate coefficient measurement by Green and Wayne,² who measured the loss of CH₃CF₃ relative to N₂O, is in poor agreement with the results from Kono and Matsumi. Using the current recommendation for the O(¹D) + N₂O rate coefficient, the Green and Wayne reaction yield would be 1.05 ± 0.20 . Using a relative rate technique, Baasandorj et al. measured the reactive rate coefficient (relative to the O(¹D) + NF₃, HCFC-22, and CFC-115 reactions) at room temperature to be $(3.91 \pm 0.11) \times 10^{-11}$ cm³ molecule⁻¹ s⁻¹. This corresponds to a reactive yield of 0.65 ± 0.05 using the current total rate coefficient recommendations. This is less than obtained from the Kono and Matsumi O(³P) yield measurement. The recommended total reactive

yield is taken from Baasandorj et al. due, in part, to the consistency of results obtained with multiple reference compounds, along with the OH yield from the Kono and Matsumi study.

(Table: 15-10, Note: 15-10, Evaluated: 15-10) [Back to Table](#)

- (1) Baasandorj, M.; Fleming, E. L.; Jackman, C. H.; Burkholder, J. B. O(¹D) kinetic study of key ozone depleting substances and greenhouse gases. *J. Phys. Chem. A* **2013**, *117*, 2434-2445, doi:10.1021/jp312781c.
- (2) Green, R. G.; Wayne, R. P. Relative rate constants for the reactions of O(¹D) atoms with fluorochlorocarbons and with N₂O. *J. Photochem.* **1976/77**, *6*, 371-374.
- (3) Kono, M.; Matsumi, Y. Reaction processes of O(¹D) with fluoroethane compounds. *J. Phys. Chem. A* **2001**, *105*, 65-69, doi: 10.1021/jp001786q S1089-5639(00)01786-2.

A47. O(¹D) + CH₂ClCClF₂ (HCFC-132b). The recommendation is based on the room temperature relative rate measurement of Green and Wayne,¹ the only study available. There are no reports on the temperature dependence of this rate coefficient and it is assumed to be temperature independent. Green and Wayne measured the loss of CH₂ClCClF₂ relative to the loss of N₂O. The recommendation for N₂O is used to obtain the recommended value. There are no product studies available for this reaction. On the basis of results obtained for other halocarbons, a reactive yield of 0.9 is estimated.

(Table: 90-1, Note: 15-10, Evaluated: 15-10) [Back to Table](#)

- (1) Green, R. G.; Wayne, R. P. Relative rate constants for the reactions of O(¹D) atoms with fluorochlorocarbons and with N₂O. *J. Photochem.* **1976/77**, *6*, 371-374.

A48. O(¹D) + CH₂ClCF₃ (HCFC-133a). The *k*(298 K) recommendation is based on the room temperature measurement of Warren et al.,² the only study available. There are no reports on the temperature dependence of this rate coefficient and it is assumed to be temperature independent. Warren et al. report an O(³P) yield of 0.20 ± 0.05. Assuming that all O(³P) production is via physical quenching, a reactive yield of 0.80 ± 0.05 is recommended. No product studies are currently available. The results from the Green and Wayne¹ study, who measured the loss of CH₂ClCF₃ relative to the loss of N₂O, agree with the recommendation when the current recommendation for N₂O is used.

(Table: 92-20, Note: 15-10, Evaluated: 10-6) [Back to Table](#)

- (1) Green, R. G.; Wayne, R. P. Relative rate constants for the reactions of O(¹D) atoms with fluorochlorocarbons and with N₂O. *J. Photochem.* **1976/77**, *6*, 371-374.
- (2) Warren, R.; Gierczak, T.; Ravishankara, A. R. A study of O(¹D) reactions with CFC substitutes. *Chem. Phys. Lett.* **1991**, *183*, 403-409.

A49. O(¹D) + CH₂FCF₃ (HFC-134a). The recommended total rate coefficient at room temperature is based on data from Warren et al.³ and Kono and Matsumi,¹ which are in excellent agreement. There are no reports on the temperature dependence of this rate coefficient and it is assumed to be temperature independent. Warren et al.³ reported an O(³P) yield of 0.94 +0.06/-0.01. Kono and Matsumi reported an O(³P) yield of 0.65 ± 0.06, an OH yield of 0.24 ± 0.04, and that a small fraction of the reaction, ~0.11, leads to other products. Nilsson et al.,² using a relative rate method with O(¹D) + CH₄ as the reference reaction, report a 298 K reactive rate coefficient of (6.10 ± 1.43) × 10⁻¹¹ cm³ molecule⁻¹ s⁻¹, which is greater than the recommended total rate coefficient. The product yields reported in the Kono and Matsumi study are recommended.

(Table: 92-20, Note: 10-6, Evaluated: 10-6) [Back to Table](#)

- (1) Kono, M.; Matsumi, Y. Reaction processes of O(¹D) with fluoroethane compounds. *J. Phys. Chem. A* **2001**, *105*, 65-69, doi: 10.1021/jp001786q S1089-5639(00)01786-2.
- (2) Nilsson, E. J. K.; Andersen, V. F.; Nielsen, O. J.; Johnson, M. S. Rate coefficients for the chemical reactions of CH₂F₂, CHClF₂, CH₂FCF₃ and CH₃CCl₃ with O(¹D) at 298 K. *Chem. Phys. Lett.* **2012**, *554*, 27-32, doi:10.1016/j.cplett.2012.10.001.
- (3) Warren, R.; Gierczak, T.; Ravishankara, A. R. A study of O(¹D) reactions with CFC substitutes. *Chem. Phys. Lett.* **1991**, *183*, 403-409.

A50. O(¹D) + CHCl₂CF₃ (HCFC-123). The *k*(298 K) recommendation is based on the room temperature measurement by Warren et al.,² the only study available. There are no reports on the temperature dependence of this rate coefficient and it is assumed to be temperature independent. The relative rate measurement of Green and Wayne,¹ who measured the loss of CHCl₂CF₃ relative to the loss of N₂O, agrees well with the

recommendation when the current recommendation for N₂O is used. Warren et al. reported an O(³P) yield of 0.21 ± 0.08, which assuming it is due to physical quenching is the basis of the reactive yield recommendation. (Table: 92-20, Note: 15-10, Evaluated: 10-6) [Back to Table](#)

- (1) Green, R. G.; Wayne, R. P. Relative rate constants for the reactions of O(¹D) atoms with fluorochlorocarbons and with N₂O. *J. Photochem.* **1976/77**, *6*, 371-374.
- (2) Warren, R.; Gierczak, T.; Ravishankara, A. R. A study of O(¹D) reactions with CFC substitutes. *Chem. Phys. Lett.* **1991**, *183*, 403-409.

A51. O(¹D) + CHClCF₃ (HCFC-124). The *k*(298 K) recommendation is based on the room temperature measurement of Warren et al.,¹ the only study available. There are no reports on the temperature dependence of this rate coefficient and it is assumed to be temperature independent. Warren et al. reported an O(³P) yield of 0.31 ± 0.10, which assuming it is due to physical quenching is the basis of the reactive yield recommendation.

(Table: 92-20, Note: 15-10, Evaluated: 10-6) [Back to Table](#)

- (1) Warren, R.; Gierczak, T.; Ravishankara, A. R. A study of O(¹D) reactions with CFC substitutes. *Chem. Phys. Lett.* **1991**, *183*, 403-409.

A52. O(¹D) + CHF₂CF₃ (HFC-125). The total rate coefficient has been measured by Warren et al.⁴ (298 K), Kono and Matsumi³ (298 K), and Baasandorj et al.¹ (217–373 K). The *k*(298 K) results from Kono and Matsumi and Baasandorj et al. are in excellent agreement, while the results from Warren et al. are nearly a factor of 10 greater. Baasandorj et al. report a weak negative temperature dependence, *E*/*R* = -25 K, for the reaction. The results from the Baasandorj et al. study are recommended.

Warren et al. reported an O(³P) yield of 0.85 + 0.15/-22. Kono and Matsumi reported an O(³P) yield of 0.24 ± 0.04, an OH yield of 0.60 ± 0.10, and that a fraction of the reaction, ~0.15, leads to other products. Green and Wayne² measured the loss of CHF₂CF₃ relative to the loss of N₂O and report a reactive rate coefficient that is significantly greater than the present *k*(298 K) recommendation. Using a relative rate technique, Baasandorj et al. measured the reactive rate coefficient (relative to the O(¹D) + NF₃ and HFC-23 reactions) at room temperature to be (7.33 ± 0.9) × 10⁻¹² cm³ molecule⁻¹ s⁻¹. This corresponds to a reactive yield of 0.73 ± 0.09 using the current total rate coefficient recommendation. This is in good agreement with that obtained from the Kono and Matsumi O(³P) yield measurement. The recommended total reactive yield of 0.75 ± 0.05 is taken from the Kono and Matsumi and Baasandorj et al. studies with an OH yield of 0.60 ± 0.10 from the Kono and Matsumi study.

(Table: 92-20, Note: 15-10, Evaluated: 15-10) [Back to Table](#)

- (1) Baasandorj, M.; Fleming, E. L.; Jackman, C. H.; Burkholder, J. B. O(¹D) kinetic study of key ozone depleting substances and greenhouse gases. *J. Phys. Chem. A* **2013**, *117*, 2434-2445, doi:10.1021/jp312781c.
- (2) Green, R. G.; Wayne, R. P. Relative rate constants for the reactions of O(¹D) atoms with fluorochlorocarbons and with N₂O. *J. Photochem.* **1976/77**, *6*, 371-374.
- (3) Kono, M.; Matsumi, Y. Reaction processes of O(¹D) with fluoroethane compounds. *J. Phys. Chem. A* **2001**, *105*, 65-69, doi: 10.1021/jp001786q S1089-5639(00)01786-2.
- (4) Warren, R.; Gierczak, T.; Ravishankara, A. R. A study of O(¹D) reactions with CFC substitutes. *Chem. Phys. Lett.* **1991**, *183*, 403-409.

A53. O(¹D) + CCl₃CF₃ (CFC-113a). The *k*(298 K) recommendation is taken from the measurement by Baasandorj et al.,¹ the only study available. There are no reports on the temperature dependence of this rate coefficient and it is assumed to be temperature independent. Baasandorj et al. reported a ClO radical yield of 0.79 ± 0.10 (2σ), which represents a lower-limit for the total reactive yield. A total reactive yield of 0.9 is estimated for this reaction with the balance assigned to physical quenching.

(Table: 92-20, Note: 15-10, Evaluated: 15-10) [Back to Table](#)

- (1) Baasandorj, M.; Feierabend, K. J.; Burkholder, J. B. Rate coefficients and ClO radical yields in the reaction of O(¹D) with CClF₂CCl₂F, CCl₃CF₃, CClF₂CClF₂, and CCl₂FCF₃. *Int. J. Chem. Kinet.* **2011**, *43*, 393-401, doi:10.1002/kin.20561.

A54. O(¹D) + CCl₂FCClF₂ (CFC-113). The *k*(298 K) recommendation is taken from the studies of Baasandorj et al.¹ (298 K) and Baasandorj et al.² (217–373 K). Baasandorj et al.² found no temperature dependence to the

reaction over the 217–373 K range. Baasandorj et al.¹ reported a ClO radical yield of 0.80 ± 0.10 (2σ), which may represent a lower-limit for the reactive yield. A reactive yield of 0.9 is estimated for this reaction. (Table: 92-20, Note: 15-10, Evaluated: 15-10) [Back to Table](#)

- (1) Baasandorj, M.; Feierabend, K. J.; Burkholder, J. B. Rate coefficients and ClO radical yields in the reaction of O(¹D) with CClF₂CCl₂F, CCl₃CF₃, CClF₂CClF₂, and CCl₂FCF₃. *Int. J. Chem. Kinet.* **2011**, *43*, 393-401, doi:10.1002/kin.20561.
- (2) Baasandorj, M.; Fleming, E. L.; Jackman, C. H.; Burkholder, J. B. O(¹D) kinetic study of key ozone depleting substances and greenhouse gases. *J. Phys. Chem. A* **2013**, *117*, 2434-2445, doi:10.1021/jp312781c.

A55. O(¹D) + CCl₂FCF₃ (CFC-114a). The k (298 K) recommendation is taken from the measurement by Baasandorj et al.,¹ the only study available. There are no reports on the temperature dependence of this rate coefficient and it is assumed to be temperature independent. Baasandorj et al.¹ reported a ClO radical yield of 0.79 ± 0.10 (2σ), which may represent a lower-limit for the reactive yield. A total reactive yield of 0.9 is estimated for this reaction.

(Table: 92-20, Note: 15-10, Evaluated: 15-10) [Back to Table](#)

- (1) Baasandorj, M.; Feierabend, K. J.; Burkholder, J. B. Rate coefficients and ClO radical yields in the reaction of O(¹D) with CClF₂CCl₂F, CCl₃CF₃, CClF₂CClF₂, and CCl₂FCF₃. *Int. J. Chem. Kinet.* **2011**, *43*, 393-401, doi:10.1002/kin.20561.

A56. O(¹D) + CClF₂CClF₂ (CFC-114). The total rate coefficient has been measured by Ravishankara et al.³ (298 K), Baasandorj et al.¹ (298 K), and Baasandorj et al.² (217–373 K). The k (298 K) results from these studies are in very good agreement. Baasandorj et al.² report a weak negative temperature dependence, $E/R = -25$ K, for the reaction over the 217–373 K range. The recommended rate coefficient is taken from this study. Ravishankara et al. reported the reaction to be (25 ± 9)% quenching of O(¹D) to O(³P). Baasandorj et al.¹ reported a ClO radical yield of 0.85 ± 0.12 (2σ), which may represent a lower-limit for the reaction yield. The reaction yields from the Ravishankara et al. and Baasandorj et al. studies overlap, within the combined uncertainties, and a total reactive yield of 0.9 is recommended.

(Table: 92-20, Note: 15-10, Evaluated: 10-6) [Back to Table](#)

- (1) Baasandorj, M.; Feierabend, K. J.; Burkholder, J. B. Rate coefficients and ClO radical yields in the reaction of O(¹D) with CClF₂CCl₂F, CCl₃CF₃, CClF₂CClF₂, and CCl₂FCF₃. *Int. J. Chem. Kinet.* **2011**, *43*, 393-401, doi:10.1002/kin.20561.
- (2) Baasandorj, M.; Fleming, E. L.; Jackman, C. H.; Burkholder, J. B. O(¹D) kinetic study of key ozone depleting substances and greenhouse gases. *J. Phys. Chem. A* **2013**, *117*, 2434-2445, doi:10.1021/jp312781c.
- (3) Ravishankara, A. R.; Solomon, S.; Turnipseed, A. A.; Warren, R. F. Atmospheric lifetimes of long-lived halogenated species. *Science* **1993**, *259*, 194-199.

A57. O(¹D) + CClF₂CF₃ (CFC-115). The rate coefficient has been measured by Ravishankara et al.² (298 K) and Baasandorj et al.¹ (217–373 K). The k (298 K) values from these studies are in reasonable agreement and the average value is recommended. Baasandorj et al. measured a weak negative temperature dependence, $E/R = -30$ K, for the reaction, which is recommended.

Ravishankara et al. reported an O(³P) yield of 0.70 ± 0.07 . Using a relative rate technique, Baasandorj et al. measured the reactive rate coefficient (relative to the O(¹D) + NF₃, HFC-22, and HFC-125 reactions) at room temperature to be $(5.16 \pm 0.9) \times 10^{-11}$ cm³ molecule⁻¹ s⁻¹. This corresponds to a reactive yield of 0.86 ± 0.06 using the current total rate coefficient recommendations. This is in poor agreement with the Ravishankara et al. value. The recommended reactive yield is taken from Baasandorj et al. due, in part, to the consistency of results obtained with multiple reference compounds. There are no product studies available for this reaction.

(Table: 92-20, Note: 15-10, Evaluated: 10-6) [Back to Table](#)

- (1) Baasandorj, M.; Fleming, E. L.; Jackman, C. H.; Burkholder, J. B. O(¹D) kinetic study of key ozone depleting substances and greenhouse gases. *J. Phys. Chem. A* **2013**, *117*, 2434-2445, doi:10.1021/jp312781c.
- (2) Ravishankara, A. R.; Solomon, S.; Turnipseed, A. A.; Warren, R. F. Atmospheric lifetimes of long-lived halogenated species. *Science* **1993**, *259*, 194-199.

- A58. O(¹D) + CBrF₂CBrF₂ (Halon-2402).** The *k*(298 K) recommendation is based on data from Thompson and Ravishankara,² the only study available. They reported an O(³P) yield of 0.25 ± 0.07. Lorenzen-Schmidt et al.¹ measured the Halon removal rate relative to the N₂O removal rate and report a reactive rate coefficient of (8.8 ± 1.2) × 10⁻¹¹ (a reactive yield of 0.55), which is significantly less than inferred by Thompson and Ravishankara. The Thompson and Ravishankara product yield is recommended with an uncertainty that encompasses the Lorenzen-Schmidt et al. result at the 2σ level. There are no product studies available for this reaction.
(Table: 94-26, Note: 15-10, Evaluated: 10-6) [Back to Table](#)
- (1) Lorenzen-Schmidt, H.; Weller, R.; Schrems, O. Kinetics and mechanisms of the reactions of O(¹D) atoms with CF₃Br and CF₃BrCF₂Br in the gas phase and in solid argon matrices. *Ber. Bunsenges. Phys. Chem.* **1994**, *98*, 1622-1629.
 - (2) Thompson, J. E.; Ravishankara, A. R. Kinetics of O(¹D) reactions with bromocarbons. *Int. J. Chem. Kinet.* **1993**, *25*, 479-487.
- A59. O(¹D) + CF₃CF₃ (PFC-116).** The *k*(298 K) recommendation is based on the work of Ravishankara et al.² The small rate coefficient for this reaction makes it vulnerable to interference from reactant impurities. For this reason, *k*(298 K) may be an upper limit. Ravishankara et al. report a O(³P) yield of 0.85 ± 0.15. Using a relative rate technique, Baasandorj et al.¹ measured the reactive rate coefficient for this reaction, relative to the O(¹D) + CHF₃ reaction, to be <3 × 10⁻¹⁴ cm³ molecule⁻¹ s⁻¹. On the basis of this study, an upper limit of 0.2 for the reactive yield is recommended.
(Table: 94-26, Note: 15-10, Evaluated: 15-10) [Back to Table](#)
- (1) Baasandorj, M.; Hall, B. D.; Burkholder, J. B. Rate coefficients for the reaction of O(¹D) with the atmospherically long-lived greenhouse gases NF₃, SF₅CF₃, CHF₃, C₂F₆, *c*-C₄F₈, *n*-C₅F₁₂, and *n*-C₆F₁₄. *Atmos. Chem. Phys.* **2012**, *12*, 11753-11764, doi:10.5194/acp-12-11753-2012.
 - (2) Ravishankara, A. R.; Solomon, S.; Turnipseed, A. A.; Warren, R. F. Atmospheric lifetimes of long-lived halogenated species. *Science* **1993**, *259*, 194-199.
- A60. O(¹D) + CF₃CHFCF₃ (HFC-227ea).** Baasandorj et al.¹ measured the total rate coefficient over the temperature range 217 to 373 K. Their results, the only study available, are recommended. Using a relative rate technique, Baasandorj et al. measured the reactive rate coefficient for this reaction relative to the O(¹D) + NF₃, HFC-23, and HFC-125 reactions to be (6.99 ± 0.5) × 10⁻¹² cm³ molecule⁻¹ s⁻¹. On the basis of this study, a reactive yield of 0.72 ± 0.07 is recommended.
(New Entry) [Back to Table](#)
- (1) Baasandorj, M.; Fleming, E. L.; Jackman, C. H.; Burkholder, J. B. O(¹D) kinetic study of key ozone depleting substances and greenhouse gases. *J. Phys. Chem. A* **2013**, *117*, 2434-2445, doi:10.1021/jp312781c.
- A61. O(¹D) + CHF₂CH₂CF₃ (HFC-245fa).** There are no experimental studies of the rate coefficient for this reaction. The rate coefficient and product yield are estimated based on trends observed for other HFCs.
(New Entry) [Back to Table](#)
- A62. O(¹D) + CHF₂CF₂CF₂CHF₂ (HFC-338pcc).** The *k*(298 K) recommendation is based on data from Schmoltner et al.,¹ the only study available. There are no reports on the temperature dependence of this rate coefficient and it is assumed to be temperature independent. They reported an O(³P) yield of 0.97 ± 0.09. On the basis of this study, a reactive yield of 0.05^{+0.1}_{-0.05} is recommended.
(Table: 94-26, Note: 15-10, Evaluated: 10-6) [Back to Table](#)
- (1) Schmoltner, A. M.; Talukdar, R. K.; Warren, R. F.; Mellouki, A.; Goldfarb, L.; Gierczak, T.; McKeen, S. A.; Ravishankara, A. R. Rate coefficients for reactions of several hydrofluorocarbons with OH and O(¹D) and their atmospheric lifetimes. *J. Phys. Chem.* **1993**, *97*, 8976-8982.
- A63. O(¹D) + *c*-C₄F₈.** The *k*(298 K) recommendation for perfluorocyclobutane is based on the work of Ravishankara et al.,² the only study available. The small rate coefficient for this reaction makes it vulnerable to interference from reactant impurities. For this reason, *k*(298 K) may be an upper limit. Ravishankara et al. reported an O(³P) yield of 1.00 +0/-0.15. Using a relative rate technique, Baasandorj et al.¹ measured the reactive rate coefficient for this reaction relative to the O(¹D) + CHF₃ reaction to be <3.5 × 10⁻¹⁴ cm³

molecule⁻¹ s⁻¹. On the basis of the Baasandorj et al. study, an upper limit of 0.04 for the reaction yield is recommended.

(Table: 92-20, Note: 15-10, Evaluated: 10-6) [Back to Table](#)

- (1) Baasandorj, M.; Hall, B. D.; Burkholder, J. B. Rate coefficients for the reaction of O(¹D) with the atmospherically long-lived greenhouse gases NF₃, SF₅CF₃, CHF₃, C₂F₆, *c*-C₄F₈, *n*-C₅F₁₂, and *n*-C₆F₁₄. *Atmos. Chem. Phys.* **2012**, *12*, 11753-11764, doi:10.5194/acp-12-11753-2012.
- (2) Ravishankara, A. R.; Solomon, S.; Turnipseed, A. A.; Warren, R. F. Atmospheric lifetimes of long-lived halogenated species. *Science* **1993**, *259*, 194-199.

A64. O(¹D) + CF₃CHFCHFCF₂CF₃ (HFC-43-10mee). The *k*(298 K) recommendation is based on data from Schmoltner et al.,¹ the only study available. There are no reports on the temperature dependence of this rate coefficient and it is assumed to be temperature independent. Schmoltner et al. report a O(³P) yield of 0.91 ± 0.04. The recommended branching ratio is taken from the Schmoltner et al. study with a larger uncertainty assigned because there is only a single study for this reaction.

(Table: 94-26, Note: 15-10, Evaluated: 10-6) [Back to Table](#)

- (1) Schmoltner, A. M.; Talukdar, R. K.; Warren, R. F.; Mellouki, A.; Goldfarb, L.; Gierczak, T.; McKeen, S. A.; Ravishankara, A. R. Rate coefficients for reactions of several hydrofluorocarbons with OH and O(¹D) and their atmospheric lifetimes. *J. Phys. Chem.* **1993**, *97*, 8976-8982.

A65. O(¹D) + C₅F₁₂ (CFC-41-12). The *k*(298 K) recommendation is based on data from Ravishankara et al.,² the only total rate coefficient study available. There are no reports on the temperature dependence of this rate coefficient and it is assumed to be temperature independent. The small rate coefficient for this reaction makes it vulnerable to interference from reactant impurities. For this reason, *k*(298 K) may be an upper limit. Ravishankara et al. reported an O(³P) yield of 0.79 ± 0.12. Using a relative rate technique, Baasandorj et al.¹ measured the reactive rate coefficient for this reaction relative to the O(¹D) + CHF₃ reaction to be <5 × 10⁻¹⁴ cm³ molecule⁻¹ s⁻¹. On the basis of the Baasandorj et al. study, an upper limit of 0.12 for the reactive yield is recommended.

(Table: 94-26, Note: 15-10, Evaluated: 10-6) [Back to Table](#)

- (1) Baasandorj, M.; Hall, B. D.; Burkholder, J. B. Rate coefficients for the reaction of O(¹D) with the atmospherically long-lived greenhouse gases NF₃, SF₅CF₃, CHF₃, C₂F₆, *c*-C₄F₈, *n*-C₅F₁₂, and *n*-C₆F₁₄. *Atmos. Chem. Phys.* **2012**, *12*, 11753-11764, doi:10.5194/acp-12-11753-2012.
- (2) Ravishankara, A. R.; Solomon, S.; Turnipseed, A. A.; Warren, R. F. Atmospheric lifetimes of long-lived halogenated species. *Science* **1993**, *259*, 194-199.

A66. O(¹D) + C₆F₁₄ (PFC-51-14). The *k*(298 K) recommendation is based on data from Ravishankara et al.,² the only total rate coefficient study available. The small rate coefficient for this reaction makes it vulnerable to interference from reactant impurities. For this reason, *k*(298 K) may be an upper limit. Ravishankara et al. reported an O(³P) yield of 0.75 ± 0.09. Using a relative rate technique, Baasandorj et al.¹ measured the reactive rate coefficient for this reaction relative to the O(¹D) + CHF₃ reaction to be <1.6 × 10⁻¹³ cm³ molecule⁻¹ s⁻¹. On the basis of the Baasandorj et al. study, an upper limit of 0.16 for the reaction yield is recommended.

(Table: 94-26, Note: 15-10, Evaluated: 10-6) [Back to Table](#)

- (1) Baasandorj, M.; Hall, B. D.; Burkholder, J. B. Rate coefficients for the reaction of O(¹D) with the atmospherically long-lived greenhouse gases NF₃, SF₅CF₃, CHF₃, C₂F₆, *c*-C₄F₈, *n*-C₅F₁₂, and *n*-C₆F₁₄. *Atmos. Chem. Phys.* **2012**, *12*, 11753-11764, doi:10.5194/acp-12-11753-2012.
- (2) Ravishankara, A. R.; Solomon, S.; Turnipseed, A. A.; Warren, R. F. Atmospheric lifetimes of long-lived halogenated species. *Science* **1993**, *259*, 194-199.

A67. O(¹D) + 1,2-(CF₃)₂c-C₄F₆. The *k*(298 K) recommendation is based on data from Ravishankara et al.,¹ the only total rate coefficient study available. They reported an O(³P) yield of 0.84 ± 0.16. The small rate coefficient for this reaction makes it vulnerable to interference from reactant impurities. For this reason only an upper limit for the total rate coefficient and no reactive yield is recommended.

(Table: 94-26, Note: 15-10, Evaluated: 10-6) [Back to Table](#)

- (1) Ravishankara, A. R.; Solomon, S.; Turnipseed, A. A.; Warren, R. F. Atmospheric lifetimes of long-lived halogenated species. *Science* **1993**, *259*, 194-199.
- A68. O(¹D) + C₄F₁₀.** The *k*(298 K) recommendation is taken from the estimated upper limit for reactive loss given by Ravishankara et al.,¹ the only study available. The small rate coefficient for this reaction makes it vulnerable to interference from reactant impurities. For this reason an upper limit for the rate coefficient and no reactive yield is recommended.
(Table: 10-6, Note: 15-10, Evaluated: 10-6) [Back to Table](#)
- (1) Ravishankara, A. R.; Solomon, S.; Turnipseed, A. A.; Warren, R. F. Atmospheric lifetimes of long-lived halogenated species. *Science* **1993**, *259*, 194-199.
- A69. O(¹D) + SF₆.** The *k*(298 K) recommendation is based on the work of Ravishankara et al.,¹ the only study available. They reported an O(³P) yield of 0.32 ± 10. The small rate coefficient for this reaction makes it vulnerable to interference from reactant impurities. For this reason, *k*(298 K) may be an upper limit and a reactive yield upper limit of 0.7 is recommended.
(Table: 92-20, Note: 15-10, Evaluated: 10-6) [Back to Table](#)
- (1) Ravishankara, A. R.; Solomon, S.; Turnipseed, A. A.; Warren, R. F. Atmospheric lifetimes of long-lived halogenated species. *Science* **1993**, *259*, 194-199.
- A70. O(¹D) + SO₂.** The room temperature rate coefficient is taken from the work of Zhao et al.,¹ which is the only study for this reaction. Although no studies are available, the reaction rate coefficient is expected to have negligible temperature dependence. Zhao et al. reported the branching ratio for reactive loss to be 0.76 ± 0.12 (2σ), which is the basis of the recommendation.
(Table: 10-6, Note: 15-10, Evaluated: 10-6) [Back to Table](#)
- (1) Zhao, Z.; Laine, P. L.; Nicovich, J. M.; Wine, P. H. Reactive and non-reactive quenching of O(¹D) by the potent greenhouse gases SO₂F₂, NF₃, and SF₅CF₃. *Proc. Nat. Acad. Sci.* **2010**, *107*, 6610-6615, doi:10.1073/pnas.0911228107.
- A71. O(¹D) + SO₂F₂.** The recommendation is based on the measurements of Dillon et al.¹ and Zhao et al.,² which are in good agreement. Although Dillon et al. report a temperature independent rate coefficient over the temperature range 220–300 K, a weak negative temperature dependence is apparent in their data. Zhao et al. (199–351 K) report a negative temperature dependence, *E*/*R* = –98 K, that reproduces both data sets very well and is recommended. Dillon et al. reported a collisional quenching yield of 0.55 ± 0.04, independent of temperature. The results from Zhao et al. are in agreement with this result, but are less precise. The recommended reactive yield is taken from Dillon et al. Dillon et al. provide qualitative evidence that F atoms may be formed as a reaction product.
(Table: 10-6, Note: 15-10, Evaluated: 10-6) [Back to Table](#)
- (1) Dillon, T. J.; Horowitz, A.; Crowley, J. N. The atmospheric chemistry of sulphuryl fluoride, SO₂F₂. *Atmos. Chem. Phys.* **2008**, *8*, 1547-1557.
- (2) Zhao, Z.; Laine, P. L.; Nicovich, J. M.; Wine, P. H. Reactive and non-reactive quenching of O(¹D) by the potent greenhouse gases SO₂F₂, NF₃, and SF₅CF₃. *Proc. Nat. Acad. Sci.* **2010**, *107*, 6610-6615, doi:10.1073/pnas.0911228107.
- A72. O(¹D) + SF₅CF₃.** Zhao et al.² and Baasandorj et al.¹ have reported upper limits for the room temperature rate coefficient. There are no reports on the temperature dependence of this rate coefficient and it is assumed to be temperature independent. The determination of the small rate coefficient for this reaction makes it vulnerable to interference from reactant impurities. Baasandorj et al. reported a *k*(298 K) value that is greater than reported by Zhao et al., which is most likely due to the presence of sample impurities. For this reason only an upper limit for the rate coefficient is recommended. Using a relative rate technique, Baasandorj et al. measured the reactive rate coefficient for this reaction relative to the O(¹D) + CHF₃ reaction to be <5.8 × 10⁻¹⁴ cm³ molecule⁻¹ s⁻¹. On the basis of this study and the Zhao et al. *k*(298 K) value, an upper limit of 0.3 for the reaction yield is recommended.
(Table: 10-6, Note: 15-10, Evaluated: 10-6) [Back to Table](#)

- (1) Baasandorj, M.; Hall, B. D.; Burkholder, J. B. Rate coefficients for the reaction of O(¹D) with the atmospherically long-lived greenhouse gases NF₃, SF₅CF₃, CHF₃, C₂F₆, *c*-C₄F₈, *n*-C₅F₁₂, and *n*-C₆F₁₄. *Atmos. Chem. Phys.* **2012**, *12*, 11753-11764, doi:10.5194/acp-12-11753-2012.
- (2) Zhao, Z.; Laine, P. L.; Nicovich, J. M.; Wine, P. H. Reactive and non-reactive quenching of O(¹D) by the potent greenhouse gases SO₂F₂, NF₃, and SF₅CF₃. *Proc. Nat. Acad. Sci.* **2010**, *107*, 6610-6615, doi:10.1073/pnas.0911228107.

1.5.3 Bibliography – O(¹D) Reactions

- Addison, M. C.; Donovan, R. J.; Garraway, J. Reactions of O(²D₂) and O(²P₁) with halogenomethanes. *Faraday Disc.* **1979**, *67*, 286-296.
- Aker, P. M.; Niefer, B. I.; Sloan, J. J.; Heydtmann, H. The dynamics and microscopic kinetics of the reactions of O(¹D₂) atoms with CHCl₃ and CHF₃. *J. Chem. Phys.* **1987**, *87*, 203-209.
- Amimoto, S. T.; Force, A. P.; Gulotty, R. G., Jr.; Wiesenfeld, J. R. Collisional deactivation of O(²D₂) by the atmospheric gases. *J. Chem. Phys.* **1979**, *71*, 3640-3647.
- Amimoto, S. T.; Force, A. P.; Wiesenfeld, J. R. Ozone photochemistry: Production and deactivation of O(²D₂) following photolysis at 248 nm. *Chem. Phys. Lett.* **1978**, *60*, 40-43.
- Atkinson, R.; Breuer, G. M.; Pitts Jr., J. N.; Sandoval, H. L. Tropospheric and stratospheric sinks for halocarbons: Photooxidation, O(¹D) atom, and OH radical reactions. *J. Geophys. Res.* **1976**, *81*, 5765-5770.
- Baasandorj, M.; Feierabend, K. J.; Burkholder, J. B. Rate coefficients and ClO radical yields in the reaction of O(¹D) with CClF₂CCl₂F, CCl₃CF₃, CClF₂CClF₂, and CCl₂FCF₃. *Int. J. Chem. Kinet.* **2011**, *43*, 393-401, doi:10.1002/kin.20561.
- Baasandorj, M.; Fleming, E. L.; Jackman, C. H.; Burkholder, J. B. O(¹D) kinetic study of key ozone depleting substances and greenhouse gases. *J. Phys. Chem. A* **2013**, *117*, 2434-2445, doi:10.1021/jp312781c.
- Baasandorj, M.; Hall, B. D.; Burkholder, J. B. Rate coefficients for the reaction of O(¹D) with the atmospherically long-lived greenhouse gases NF₃, SF₅CF₃, CHF₃, C₂F₆, *c*-C₄F₈, *n*-C₅F₁₂, and *n*-C₆F₁₄. *Atmos. Chem. Phys.* **2012**, *12*, 11753-11764, doi:10.5194/acp-12-11753-2012.
- Balucani, N.; Beneventi, L.; Casavecchia, P.; Volpi, G. G.; Kruus, E. J.; Sloan, J. J. The dynamics of the reaction of O(¹D) with HBr studied by crossed molecular beams and time-resolved Fourier transform spectroscopy. *Can. J. Chem.* **1994**, *72*, 888-902.
- Biedenkapp, D.; Bair, E. J. Ozone ultraviolet photolysis. I. The effect of molecular oxygen. *J. Chem. Phys.* **1970**, *52*, 6119-6125.
- Blitz, M. A.; Dillon, T. J.; Heard, D. E.; Pilling, M. J.; Trought, I. D. Laser induced fluorescence studies of the reactions of O(¹D₂) with N₂, O₂, N₂O, CH₄, H₂, CO₂, Ar, Kr and *n*-C₄H₁₀. *Phys. Chem. Chem. Phys.* **2004**, *6*, 2162-2171, doi:10.1039/b400283k.
- Burks, T. L.; Lin, M. C. The dynamics of formation of vibrationally excited HF in reactions of O(²D₂) atoms with partially fluorinated alkanes. *Int. J. Chem. Kinet.* **1981**, *13*, 977-999.
- Calvert, J. G.; Pitts, J. N. Photochemistry; John Wiley & Sons, Inc.: New York, 1966; pp 783.
- Cantrell, C. A.; Shetter, R. E.; Calvert, J. G. Branching ratios for the O(¹D) + N₂O reaction. *J. Geophys. Res.* **1994**, *99*, 3739-3743.
- Carl, S. A. A highly sensitive method for time-resolved detection of O(¹D) applied to precise determination of absolute O(¹D) reaction rate constants and O(³P) yields. *Phys. Chem. Chem. Phys.* **2005**, *7*, 4051-4053, doi:10.1039/b513576c.
- Casavecchia, P.; Buss, R. J.; Sibener, S. J.; Lee, Y. T. A crossed molecular beam study of the O(¹D₂) + CH₄ reaction. *J. Chem. Phys.* **1980**, *73*, 6351-6352, doi:10.1063/1.440102.
- Chen, H.-b.; Thweatt, W. D.; Wang, J.; Glass, G. P.; Curl, R. F. IR kinetic spectroscopy investigation of the CH₄ + O(¹D) reaction. *J. Phys. Chem. A* **2005**, *109*, 2207-2216, doi:10.1021/jp045521d.
- Chichinin, A. I. Collisions of O(¹D) with HCl, Cl₂, and COCl₂: Total quenching, channel specific rate constants, and yields of Cl(²P_{1/2}). *J. Chem. Phys.* **1997**, *106*, 1057-1062.
- Chichinin, A. I. Isotope effects in the deactivation of O(¹D) atom by XCl and XF (X = H,D). *Chem. Phys. Lett.* **2000**, *316*, 425-432.
- Cronkhite, J. M.; Wine, P. H. Branching ratios for BrO production from reactions of O(¹D) with HBr, CF₃Br, CH₃Br, CF₂ClBr, and CF₂HBr. *Int. J. Chem. Kinet.* **1998**, *30*, 555-563.
- Davenport, J.; Ridley, B.; Schiff, H. I.; Welge, K. H. communication. *Faraday Discuss. Chem. Soc.* **1972**, *53*, 230-231.
- Davidson, J. A.; Howard, C. J.; Schiff, H. I.; Fehsenfeld, F. C. Measurements of the branching ratios for the reaction of O(¹D₂) with N₂O. *J. Chem. Phys.* **1979**, *70*, 1697-1704.
- Davidson, J. A.; Schiff, H. I.; Brown, T. J.; Howard, C. J. Temperature dependence of the rate constants for reactions of O(¹D) atoms with a number of halocarbons. *J. Chem. Phys.* **1978**, *69*, 4277-4279.
- Davidson, J. A.; Schiff, H. I.; Streit, G. E.; McAfee, J. R.; Schmeltekopf, A. L.; Howard, C. J. Temperature dependence of O(¹D) rate constants for reactions with N₂O, H₂, CH₄, HCl, and NH₃. *J. Chem. Phys.* **1977**, *67*, 5021-5025, doi:10.1063/1.434724.
- DeMore, W. B.; Dede, C. Pressure dependence of carbon trioxide formation in the gas-phase reaction of O(¹D) with carbon dioxide. *J. Phys. Chem.* **1970**, *74*, 2621-2625.
- Dillon, T. J.; Horowitz, A.; Crowley, J. N. Absolute rate coefficients for the reactions of O(¹D) with a series of n-alkanes. *Chem. Phys. Lett.* **2007**, *443*, 12-16, doi:10.1016/j.cplett.2007.06.044.

- Dillon, T. J.; Horowitz, A.; Crowley, J. N. The atmospheric chemistry of sulphuryl fluoride, SO₂F₂. *Atmos. Chem. Phys.* **2008**, *8*, 1547-1557.
- Dillon, T. J.; Vereecken, L.; Horowitz, A.; Khamaganov, V.; Crowley, J. N.; Lelieveld, J. Removal of the potent greenhouse gas NF₃ by reactions with the atmospheric oxidants O(¹D), OH and O₃. *Phys. Chem. Chem. Phys.* **2011**, *13*, 18600-18608, doi:10.1039/c1cp22230a.
- Dunlea, E. J.; Ravishankara, A. R. Kinetics studies of the reactions of O(¹D) with several atmospheric molecules. *Phys. Chem. Chem. Phys.* **2004**, *6*, 2152-2161, doi:10.1039/b400247d.
- Dunlea, E. J.; Ravishankara, A. R. Measurement of the rate coefficient for the reaction of O(¹D) with H₂O and re-evaluation of the atmospheric OH production rate. *Phys. Chem. Chem. Phys.* **2004**, *6*, 3333-3340, doi:10.1039/b402483d.
- Dunlea, E. J.; Ravishankara, A. R.; Strekowski, R. S.; Nicovich, J. M.; Wine, P. H. Temperature-dependent quantum yields for O(³P) and O(¹D) production from photolysis of O₃ at 248 nm. *Phys. Chem. Chem. Phys.* **2004**, *6*, 5484-5489, doi:10.1039/b414326d.
- Feierabend, K. J.; Papanastasiou, D. K.; Burkholder, J. B. ClO radical yields in the reaction of O(¹D) with Cl₂, HCl, chloromethanes and chlorofluoromethanes. *J. Phys. Chem. A* **2010**, *114*, 12052-12061, doi:10.1021/jp10776lt.
- Fletcher, I. S.; Husain, D. Absolute reaction rates of oxygen (2¹D₂) with halogenated paraffins by atomic absorption spectroscopy in the vacuum ultraviolet. *J. Phys. Chem.* **1976**, *80*, 1837-1840, doi:10.1021/j100558a002.
- Fletcher, I. S.; Husain, D. The collisional quenching of electronically excited oxygen atoms, O(2¹D₂), by the gases NH₃, H₂O₂, C₂H₆, C₃H₈, and C(CH₃)₄, using time-resolved attenuation of atomic resonance radiation. *Can. J. Chem.* **1976**, *54*, 1765-1770.
- Fletcher, I. S.; Husain, D. The collisional quenching of O(2¹D₂) by COCl₂, COFCl and COF₂ using atomic absorption spectroscopy in the vacuum ultraviolet. *J. Photochem.* **1978**, *8*, 355-361.
- Force, A. P.; Wiesenfeld, J. R. Collisional deactivation of O(¹D₂) by the halomethanes. Direct determination of reaction efficiency. *J. Phys. Chem.* **1981**, *85*, 782-785.
- Force, A. P.; Wiesenfeld, J. R. Laser photolysis of O₃/H₂ mixtures: The yield of the H + O₃ → HO₂ + O reaction. *J. Chem. Phys.* **1981**, *74*, 1718-1723, doi:10.1063/1.441260.
- Freudenstein, K.; Biedenkapp, D. Kinetics of reaction of electronically excited oxygen atoms with chlorine O(¹D) + Cl₂. *Ber. Bunsenges. Phys. Chem.* **1976**, *80*, 42-48.
- Gauthier, M. J. E.; Snelling, D. R. Production de O₂(b¹Σ_g⁺), v' = 0,1 et 2 par la reaction O(2¹D₂) + O₂(X³Σ_g⁻). *Can. J. Chem.* **1974**, *52*, 4007-4015.
- Gericke, K.-H.; Comes, F. J. Energy partitioning in the reaction O(¹D) + H₂O → OH + OH - The influence of O(¹D) translation energy on the reaction rate constant. *Chem. Phys. Lett.* **1981**, *81*, 218-222.
- Glinski, R. J.; Birks, J. W. Yields of molecular hydrogen in the elementary reactions HO₂ + HO₂ and O(¹D₂) + H₂O. *J. Phys. Chem.* **1985**, *89*, 3449-3453, doi:10.1021/j100262a006.
- Green, R. G.; Wayne, R. P. Relative rate constants for the reactions of O(¹D) atoms with fluorochlorocarbons and with N₂O. *J. Photochem.* **1976/77**, *6*, 371-374.
- Greenblatt, G. D.; Ravishankara, A. R. Laboratory studies on the stratospheric NO_x production rate. *J. Geophys. Res.* **1990**, *95*, 3539-3547.
- Heidner, R. F., III ; Husain, D.; Wiesenfeld, J. R. Kinetic investigation of electronically excited oxygen atoms, O(2¹D₂), by time-resolved attenuation of atomic resonance radiation in the vacuum ultra-violet Part 2.- Collisional quenching by the atmospheric gases N₂, O₂, CO, CO₂, H₂O and O₃. *J. Chem. Soc. Faraday Trans. 2* **1973**, *69*, 927-938.
- Heidner, R. F., III; Husain, D. Electronically excited oxygen atoms, O(2¹D₂). A time-resolved study of the collisional quenching by the gases H₂, D₂, NO, N₂O, NO₂, CH₄, and C₃O₂ using atomic absorption spectroscopy in the vacuum ultraviolet. *Int. J. Chem. Kinet.* **1973**, *5*, 819-831.
- Jayanty, R. K. M.; Simonaitis, R.; Heicklen, J. The reaction of O(¹D) with CCl₂O, CFCIO and CF₂O. *J. Photochem.* **1976**, *5*, 217-224.
- Kono, M.; Matsumi, Y. Reaction processes of O(¹D) with fluoroethane compounds. *J. Phys. Chem. A* **2001**, *105*, 65-69, doi: 10.1021/jp001786q S1089-5639(00)01786-2.
- Koppe, S.; Laurent, T.; Naik, P. D.; Volpp, H.-R.; Wolfrum, J.; Arusi-Parpar, T.; Bar, I.; Rosenwaks, S. Absolute rate constants and reactive cross sections for the reactions of O(¹D) with molecular hydrogen and deuterium. *Chem. Phys. Lett.* **1993**, *214*, 546-552.
- Lee, L. C.; Slinger, T. G. Observations on O(¹D→³P) and O₂(b¹Σ_g⁺→X³Σ_g⁻) following O₂ photodissociation. *J. Chem. Phys.* **1978**, *69*, 4053-4060, doi:10.1063/1.437136.
- Lee, L. C.; Slinger, T. G. Atmospheric OH production--The O(¹D) + H₂O reaction rate. *Geophys. Res. Lett.* **1979**, *6*, 165-166.
- Lin, C. L.; DeMore, W. B. O(¹D) production in ozone photolysis near 3100 Å. *J. Photochem.* **1973/74**, *2*, 161-164.

- Lorenzen-Schmidt, H.; Weller, R.; Schrems, O. Kinetics and mechanisms of the reactions of O(¹D) atoms with CF₃Br and CF₃BrCF₂Br in the gas phase and in solid argon matrices. *Ber. Bunsenges. Phys. Chem.* **1994**, *98*, 1622-1629.
- Martin, D.; Jourdain, J. L.; Laverdet, G.; Le Bras, G. Kinetic study of the reaction of IO with CH₃SCH₃. *Int. J. Chem. Kinet.* **1987**, *19*, 503-512.
- Matsumi, Y.; Nomura, S.; Kawasaki, M.; Imamura, T. Vibrational distribution of ClO radicals produced in the reaction Cl + O₃ → ClO + O₂. *J. Phys. Chem.* **1996**, *100*, 176-179.
- Matsumi, Y.; Tonokura, K.; Inagaki, Y.; Kawasaki, M. Isotopic branching ratios and translational energy release of H and D atoms in reaction of O(¹D) atoms with alkanes and alkyl chlorides. *J. Phys. Chem.* **1993**, *97*, 6816-6821.
- Nilsson, E. J. K.; Andersen, V. F.; Nielsen, O. J.; Johnson, M. S. Rate coefficients for the chemical reactions of CH₂F₂, CHClF₂, CH₂FCF₃ and CH₃CCl₃ with O(¹D) at 298 K. *Chem. Phys. Lett.* **2012**, *554*, 27-32, doi:10.1016/j.cplett.2012.10.001.
- Nishida, S.; Takahashi, K.; Matsumi, Y.; Taniguchi, N.; Hayashida, S. Formation of O(³P) atoms in the photolysis of N₂O at 193 nm and O(³P) + N₂O product channel in the reaction of O(¹D) + N₂O. *J. Phys. Chem. A* **2004**, *108*, 2451-2456, doi:10.1021/jp037034o S1089-5639(03)07034-8.
- Noxon, J. F. Optical emission from O(¹D) and O₂(^b¹Σ_g⁻) in ultraviolet photolysis of O₂ and CO₂. *J. Chem. Phys.* **1970**, *52*, 1852-1873, doi:10.1063/1.1673227.
- Papadimitriou, V. C.; McGillen, M. R.; Smith, S. C.; Jubb, A. M.; Portmann, R. W.; Hall, B. D.; Fleming, E. L.; Jackman, C. H.; Burkholder, J. B. 1,2-Dichlorohexafluoro-cyclobutane (1,2-*c*-C₄F₆Cl₂, R-316c) a potent ozone depleting substance and greenhouse gas: Atmospheric loss processes, lifetimes, and ozone depletion and global warming potentials for the (*E*) and (*Z*) stereoisomers. *J. Phys. Chem. A* **2013**, *117*, 11049-11065, doi:10.1021/jp407823k.
- Park, C. R.; Wiesenfeld, J. R. Chemical dynamics of the reaction of O(¹D₂) with CH₃F. *Chem. Phys. Lett.* **1991**, *186*, 170-176.
- Perri, M. J.; Van Wyngarden, A. L.; Boering, K. A.; Lin, J. J.; Lee, Y. T. Dynamics of the O(¹D) + CO₂ oxygen isotope exchange reaction. *J. Chem. Phys.* **2003**, *119*, 8213-8216, doi:10.1063/1.1618737.
- Ravishankara, A. R.; Dunlea, E. J.; Blitz, M. A.; Dillon, T. J.; Heard, D. E.; Pilling, M. J.; Strekowski, R. S.; Nicovich, J. M.; Wine, P. H. Redetermination of the rate coefficient for the reaction of O(¹D) with N₂. *Geophys. Res. Lett.* **2002**, *29*, 1745, doi:10.1029/2002GL014850.
- Ravishankara, A. R.; Solomon, S.; Turnipseed, A. A.; Warren, R. F. Atmospheric lifetimes of long-lived halogenated species. *Science* **1993**, *259*, 194-199.
- Sanders, N. D.; Butler, J. E.; McDonald, J. R. Product branching ratios in the reaction of O(¹D₂) with NH₃. *J. Chem. Phys.* **1980**, *73*, 5381-5383, doi:10.1063/1.439927.
- Satyapal, S.; Park, J.; Bersohn, R.; Katz, B. Dissociation of methanol and ethanol activated by a chemical reaction or by light. *J. Chem. Phys.* **1989**, *91*, 6873-6879, doi:10.1063/1.457356.
- Schmoltner, A. M.; Talukdar, R. K.; Warren, R. F.; Mellouki, A.; Goldfarb, L.; Gierczak, T.; McKeen, S. A.; Ravishankara, A. R. Rate coefficients for reactions of several hydrofluorocarbons with OH and O(¹D) and their atmospheric lifetimes. *J. Phys. Chem.* **1993**, *97*, 8976-8982.
- Sedlacek, A. J.; Harding, D. R.; Weston Jr., R. E.; Kreutz, T. G.; Flynn, G. W. Probing the O(¹D) + CO₂ reaction with second-derivative modulated diode laser spectroscopy. *J. Chem. Phys.* **1989**, *91*, 7550-7556.
- Shi, J.; Barker, J. R. Kinetic studies of the deactivation of O₂(¹Σ_g⁺) and O(¹D). *Int. J. Chem. Kinet.* **1990**, *20*, 1283-1301.
- Snelling, D. R. The ultraviolet flash photolysis of ozone and the reactions of O(¹D) and O₂(¹Σ_g⁺). *Can. J. Chem.* **1974**, *52*, 257-270.
- Sorokin, V. I.; Gritsan, N. P.; Chichinin, A. I. Collisions of O(¹D) with HF, F₂, XeF₂, NF₃, and CF₄: Deactivation and reaction. *J. Chem. Phys.* **1998**, *108*, 8995-9003.
- Streit, G. E.; Howard, C. J.; Schmeltekopf, A. L.; Davidson, J. A.; Schiff, H. I. Temperature dependence of O(¹D) rate constants for reactions with O₂, N₂, CO₂, O₃, and H₂O. *J. Chem. Phys.* **1976**, *65*, 4761-4764, doi:10.1063/1.432930.
- Strekowski, R. S.; Nicovich, J. M.; Wine, P. H. Quenching of O(¹D₂) by Cl₂CO: kinetics and O(³P₁) yield. *Chem. Phys. Lett.* **2000**, *330*, 354-360.
- Strekowski, R. S.; Nicovich, J. M.; Wine, P. H. Kinetic and mechanistic study of the reaction of O(¹D) with CF₂HBr. *Int. J. Chem. Kinet.* **2001**, *33*, 262-270.
- Strekowski, R. S.; Nicovich, J. M.; Wine, P. H. Temperature-dependent kinetics study of the reactions of O(¹D₂) with N₂ and O₂. *Phys. Chem. Chem. Phys.* **2004**, *6*, 2145-2151, doi:10.1039/b400243a.
- Strekowski, R. S.; Nicovich, J. M.; Wine, P. H. Kinetic and mechanistic study of the reactions of O(¹D₂) with HCN and CH₃CN. *ChemPhysChem* **2010**, *11*, 3942-3955, doi:10.1002/cphc.201000550.
- Takahashi, K.; Takeuchi, Y.; Matsumi, Y. Rate constants of the O(¹D) reactions with N₂, O₂, N₂O, and H₂O at 295 K. *Chem. Phys. Lett.* **2005**, *410*, 196-200, doi:10.1016/j.cplett.2005.05.062.

- Takahashi, K.; Wada, R.; Matsumi, Y.; Kawasaki, M. Product branching ratios for O(³P) atom and ClO radical formation in the reactions of O(¹D) with chlorinated compounds. *J. Phys. Chem.* **1996**, *100*, 10145-10149.
- Talukdar, R. K.; Ravishankara, A. R. Rate coefficients for O(¹D) + H₂, D₂, HD reactions and H atom yield in O(¹D) + HD reaction. *Chem. Phys. Lett.* **1996**, *253*, 177-183.
- Thompson, J. E.; Ravishankara, A. R. Kinetics of O(¹D) reactions with bromocarbons. *Int. J. Chem. Kinet.* **1993**, *25*, 479-487.
- Vranckx, S.; Peeters, J.; Carl, S. A temperature dependence kinetic study of O(¹D) + CH₄: overall rate coefficient and product yields. *Phys. Chem. Chem. Phys.* **2008**, *10*, 5714-5722, doi: 10.1039/b804903c.
- Vranckx, S.; Peeters, J.; Carl, S. Kinetics of O(¹D) + H₂O and O(¹D) + H₂: Absolute rate coefficients and O(³P) yields between 227 and 453 K. *Phys. Chem. Chem. Phys.* **2010**, *12*, 9213-9221, doi:10.1039/b923959f.
- Vranckx, S.; Peeters, J.; Carl, S. A. Absolute rate constant and O(³P) yield for the O(¹D) + N₂O reaction in the temperature range 227 K to 719 K. *Atmos. Chem. Phys.* **2008**, *8*, 6261-6272.
- Warren, R.; Gierczak, T.; Ravishankara, A. R. A study of O(¹D) reactions with CFC substitutes. *Chem. Phys. Lett.* **1991**, *183*, 403-409.
- Wine, P. H.; Nicovich, J. M.; Ravishankara, A. R. Kinetics of the reactions of O(³P) and O(¹D) with Cl₂. *J. Phys. Chem.* **1985**, *89*, 3914-3918.
- Wine, P. H.; Ravishankara, A. R. Kinetics of O(¹D) interactions with the atmospheric gases N₂, N₂O, H₂O, H₂, CO₂, and O₃. *Chem. Phys. Lett.* **1981**, *77*, 103-109.
- Wine, P. H.; Ravishankara, A. R. O₃ photolysis at 248 nm and O(¹D₂) quenching by H₂O, CH₄, H₂, and N₂O: O(³P₁) yields. *Chem. Phys.* **1982**, *69*, 365-373.
- Wine, P. H.; Ravishankara, A. R. Reactive and non-reactive quenching of O(¹D₂) by COF₂. *Chem. Phys. Lett.* **1983**, *96*, 129-132.
- Wine, P. H.; Wells, J. R.; Ravishankara, A. R. Channel specific rate constants for reactions of O(¹D) with HCl and HBr. *J. Chem. Phys.* **1986**, *84*, 1349-1354, doi:10.1063/1.450526.
- Zellner, R.; Wagner, G.; Himme, B. H₂ formation in the reaction of O(¹D) with H₂O. *J. Phys. Chem.* **1980**, *84*, 3196-3198, doi:10.1021/j100461a013.
- Zhao, Z.; Laine, P. L.; Nicovich, J. M.; Wine, P. H. Reactive and non-reactive quenching of O(¹D) by the potent greenhouse gases SO₂F₂, NF₃, and SF₅CF₃. *Proc. Nat. Acad. Sci.* **2010**, *107*, 6610-6615, doi:10.1073/pnas.0911228107.

1.6 Singlet O₂ Reactions

1.6.1 Table 1A: Singlet O₂ Reactions

Reaction	Temperature Range of Exp. Data (K) ^a	A-Factor	E/R	k(298 K) ^b	f(298 K) ^c	g	Notes
O ₂ (¹ Δ) + O → products	298			<2×10 ⁻¹⁶			A73
O ₂ (¹ Δ) + O ₂ → products	100–450	3.6×10 ⁻¹⁸	220	1.7×10 ⁻¹⁸	1.2	100	A74
O ₂ (¹ Δ) + O ₃ → O + 2O ₂	283–360	5.2×10 ⁻¹¹	2840	3.8×10 ⁻¹⁵	1.2	500	A75
O ₂ (¹ Δ) + H ₂ O → products	298			4.8×10 ⁻¹⁸	1.5		A76
O ₂ (¹ Δ) + N → NO + O	195–300			<9×10 ⁻¹⁷			A77
O ₂ (¹ Δ) + N ₂ → products	298			<10 ⁻²⁰			A78
O ₂ (¹ Δ) + CO ₂ → products	298			<2×10 ⁻²⁰			A79
O ₂ (¹ Σ) + O → products	300			8×10 ⁻¹⁴	5.0		A80
O ₂ (¹ Σ) + O ₂ → products	298			3.9×10 ⁻¹⁷	1.5		A81
O ₂ (¹ Σ) + O ₃ → products	210–370	3.5×10 ⁻¹¹	135	2.2×10 ⁻¹¹	1.15	50	A82
O ₂ (¹ Σ) + H ₂ → products O ₂ (¹ Σ) + H ₂ → 2 OH	173–393	6.4×10 ⁻¹²	600	8.5×10 ⁻¹³ <4×10 ⁻¹⁷ (See Note)	1.15	100	A83
O ₂ (¹ Σ) + H ₂ O → O ₂ + H ₂ O	250–370	3.9×10 ⁻¹²	-125	5.9×10 ⁻¹²	1.3	100	A84
O ₂ (¹ Σ) + N → products	300			<10 ⁻¹³			A85
O ₂ (¹ Σ) + N ₂ → products	203–370	1.8×10 ⁻¹⁵	-45	2.1×10 ⁻¹⁵	1.1	100	A86
O ₂ (¹ Σ) + N ₂ O → products O ₂ (¹ Σ) + N ₂ O → NO + NO ₂	210–370	7.0×10 ⁻¹⁴	-75	9.0×10 ⁻¹⁴ <2×10 ⁻¹⁷ (See Note)	1.3	50	A87
O ₂ (¹ Σ) + CO ₂ → products	245–362	4.2×10 ⁻¹³	0	4.2×10 ⁻¹³	1.2	200	A88

Shaded areas indicate changes or additions since JPL10-6.

^a Temperature range of available experimental data. This is not necessarily the range of temperature over which the recommended Arrhenius parameters are applicable. See the corresponding note for each reaction for such information.

^b Units are cm³ molecule⁻¹ s⁻¹.

^c f(298 K) is the uncertainty factor at 298 K. To calculate the uncertainty at other temperatures, use the expression:

$$f(T) = f(298 \text{ K}) \exp \left| g \left(\frac{1}{T} - \frac{1}{298} \right) \right|$$

Note that the exponent is an absolute value.

1.6.2 Notes: Singlet O₂ Reactions

A73. O₂(¹Δ) + O. The recommendation is based on the upper limit reported by Clark and Wayne.¹
(Table: 92-20, Note: 92-20, Evaluation: 10-6) [Back to Table](#)

- (1) Clark, I. D.; Wayne, R. P. The reaction of O₂(¹Δ_g) with atomic nitrogen and with atomic oxygen. *Chem. Phys. Lett.* **1969**, *3*, 405-407.

A74. O₂(¹Δ) + O₂. The recommendation is the average of eight room temperature measurements: Steer et al.,⁹ Findlay and Snelling,⁵ Borrell et al.,² Leiss et al.,⁶ Tachibana and Phelps,¹⁰ Billington and Borrell,¹ Raja et al.,⁸ and Wildt et al.¹¹ The temperature dependence is derived from the data of Findlay and Snelling and Billington and Borrell. Several other less direct measurements of the rate coefficient agree with the recommendation, including Clark and Wayne,³ Findlay et al.,⁴ and McLaren et al.⁷ Wildt et al.¹² report observations of weak emission in the near IR due to collision-induced radiation. Wildt et al.¹³ give rate coefficients for this process.
(Table: 92-20, Note: 94-26, Evaluation: 10-6) [Back to Table](#)

- (1) Billington, A. P.; Borrell, P. The low-temperature quenching of singlet molecular oxygen [O₂(a¹Δ_g)]. *J. Chem. Soc. Faraday Trans. 2* **1986**, *82*, 963-970.
- (2) Borrell, P.; Borrell, P. M.; Pedley, M. D. Deactivation of singlet molecular oxygen, O₂(¹Δ_g), by oxygen. *Chem. Phys. Lett.* **1977**, *51*, 300-302.
- (3) Clark, I. D.; Wayne, R. P. Collisional quenching of O₂(¹Δ_g). *Proc. Roy. Soc. Lond. A* **1969**, *314*, 111-127.
- (4) Findlay, F. D.; Fortin, C. J.; Snelling, D. R. Deactivation of O₂(¹Δ_g). *Chem. Phys. Lett.* **1969**, *3*, 204-206.
- (5) Findlay, F. D.; Snelling, D. R. Collisional deactivation of O₂(¹Δ_g). *J. Chem. Phys.* **1971**, *55*, 545-551.
- (6) Leiss, A.; Schurath, U.; Becker, K. H.; Fink, E. H. Revised quenching rate constants for metastable oxygen molecules O₂(a¹Δ_g). *J. Photochem.* **1978**, *8*, 211-214.
- (7) McLaren, I. A.; Morris, N. W.; Wayne, R. P. Is CO₂ a good quencher of O₂(¹Δ_g)? A kinetic reappraisal. *J. Photochem.* **1981**, *16*, 311-319.
- (8) Raja, N.; Arora, P. K.; Chatha, J. P. S. Rate constants of O₂(¹Δ_g). *Int. J. Chem. Kinet.* **1986**, *18*, 505-512.
- (9) Steer, R. P.; Ackerman, R. A.; Pitts, J. N., Jr. Singlet oxygen in the environmental sciences. V. Rates of deactivation of O₂(¹Δ_g) by oxygen and nitrogen. *J. Chem. Phys.* **1969**, *51*, 843-844.
- (10) Tachibana, K.; Phelps, A. V. Excitation of the O₂(a¹Δ_g) state by low energy electrons. *J. Chem. Phys.* **1981**, *75*, 3315-3320.
- (11) Wildt, J.; Bednarek, G.; Fink, E. H.; Wayne, R. P. Laser excitation of O₂(b¹Σ_g⁺, v' = 0,1,2)- Rates and channels of energy transfer and quenching. *Chem. Phys.* **1988**, *122*, 463-470.
- (12) Wildt, J.; Fink, E. H.; Biggs, P.; Wayne, R. P. The collision-induced radiation of O₂(a¹Δ_g). *Chem. Phys.* **1989**, *139*, 401-407.
- (13) Wildt, J.; Fink, E. H.; Biggs, P.; Wayne, R. P.; Vilesov, A. F. Collision-induced emission of O₂(a¹Δ_g → X³Σ_g⁻) in the gas phase. *Chem. Phys.* **1992**, *159*, 127-140.

A75. O₂(¹Δ) + O₃. The recommendation is the average of the room temperature measurements of Clark et al.,⁴ Findlay and Snelling,⁶ Becker et al.,³ and Collins et al.⁵ Several less direct measurements agree well with the recommendation (McNeal and Cook,⁹ Wayne and Pitts,¹² and Arnold and Comes²). The temperature dependence is from the studies of Findlay and Snelling and Becker et al., which agree very well, although both covered a relatively small temperature range. An earlier study by Clark et al. covered a much larger range and found a much smaller temperature coefficient. The reason for this discrepancy is not clear. The yield of O + 2O₂ products appears to be close to unity, based on many studies of the quantum yield of O₃ destruction near the peak of the Hartley band, e.g. measurements of the number of O₃ molecules destroyed per photon absorbed (von Ellenrieder et al.,¹¹ Ravishankara et al.,¹⁰ Lissi and Heicklen,⁸ and references cited therein) and measurements of O₃ loss and O atom temporal profiles in pulsed experiments (Klais et al.⁷ and Arnold and Comes²). Anderson et al.¹ report that the rate coefficient for atom exchange between O₂(¹Δ) and O₃ is <5 × 10⁻¹⁶ at 300 K.

(Table: 92-20, Note: 94-26, Evaluation: 10-6) [Back to Table](#)

- (1) Anderson, S. M.; Morton, J.; Mauersberger, K.; Yung, Y. L.; DeMore, W. B. A study of atom exchange between O(¹D) and ozone. *Chem. Phys. Lett.* **1992**, *189*, 581-585.
- (2) Arnold, I.; Comes, F. J. Photolysis of ozone in the ultraviolet region. Reactions of O(¹D), O₂(¹Δ_g) and O₂[‡]. *Chem. Phys.* **1980**, *47*, 125-130.

- (3) Becker, K. H.; Groth, W.; Schurath, U. Reactions of $O_2(^1\Delta_g)$ with ozone. *Chem. Phys. Lett.* **1972**, *14*, 489-492.
- (4) Clark, I. D.; Jones, I. T. N.; Wayne, R. P. The kinetics of the reaction between $O_2(^1\Delta_g)$ and ozone. *Proc. Roy. Soc. Lond. A.* **1970**, *317*, 407-416.
- (5) Collins, R. J.; Husain, D.; Donovan, R. J. Kinetic and spectroscopic studies of $O_2(a^1\Delta_g)$ by time-resolved absorption spectroscopy in the vacuum ultra-violet. *J. Chem. Soc. Faraday Trans. 2* **1973**, *69*, 145-157.
- (6) Findlay, F. D.; Snelling, D. R. Temperature dependence of the rate constant for the reaction $O_2(^1\Delta_g) + O_3 \rightarrow 2O_2 + O$. *J. Chem. Phys.* **1971**, *54*, 2750-2755.
- (7) Klais, O.; Laufer, A. H.; Kurylo, M. J. Atmospheric quenching of vibrationally excited $O_2(^1\Delta)$. *J. Chem. Phys.* **1980**, *73*, 2696-2699.
- (8) Lissi, E.; Heicklen, J. The photolysis of ozone. *J. Photochem.* **1972**, *1*, 39-68.
- (9) McNeal, R. J.; Cook, G. R. Photoionization of electronically excited oxygen: Rate of the reaction. *J. Chem. Phys.* **1967**, *47*, 5385-5389.
- (10) Ravishankara, A. R.; Wine, P. H.; Nicovich, J. M. Pulsed laser photolysis study of the reaction between $O(^3P)$ and HO_2 . *J. Chem. Phys.* **1983**, *78*, 6629-6639.
- (11) von Ellenrieder, G.; Castellano, E.; Schumacher, H. J. The kinetics and the mechanism of the photochemical decomposition of ozone with light of 2537 Å wavelength. *Chem. Phys. Lett.* **1971**, *9*, 152-156.
- (12) Wayne, R. P.; Pitts, J. N., Jr. Rate constant for the reaction $O_2(^1\Delta_g) + O_3 \rightarrow 2O_2 + O$. *J. Chem. Phys.* **1969**, *50*, 3644-3645.

A76. $O_2(^1\Delta) + H_2O$. The recommendation is the average of the measurements reported by Becker et al.¹ and Findlay and Snelling.³ An earlier study by Clark and Wayne² reported a value about three times larger. (Table: 92-20, Note: 92-20, Evaluation: 10-6) [Back to Table](#)

- (1) Becker, K. H.; Groth, W.; Schurath, U. The quenching of metastable $O_2(^1\Delta_g)$ and $O_2(^1\Sigma_g^+)$ molecules. *Chem. Phys. Lett.* **1971**, *8*, 259-262.
- (2) Clark, I. D.; Wayne, R. P. Collisional quenching of $O_2(^1\Delta_g)$. *Proc. Roy. Soc. Lond. A.* **1969**, *314*, 111-127.
- (3) Findlay, F. D.; Snelling, D. R. Collisional deactivation of $O_2(^1\Delta_g)$. *J. Chem. Phys.* **1971**, *55*, 545-551.

A77. $O_2(^1\Delta) + N$. The recommendation is an upper limit based upon the measurement reported by Westenberg et al.,⁴ who used ESR to detect $O_2(X^3\Sigma$ and $a^1\Delta)$, $O(^3P)$ and $N(^4S)$ with a discharge flow reactor. They used an excess of $O_2(^1\Delta)$ and measured the decay of N and the appearance of O at 195 and 300 K. They observed that the reaction of N with $O_2(^1\Delta)$ is somewhat slower than its reaction with $O_2(^3\Sigma)$. The recommended rate constant value for the latter provides the basis for the recommendation. Clark and Wayne^{1,2} and Schmidt and Schiff³ reported observations of an $O_2(^1\Delta)$ reaction with N that is about 30 times faster than the recommended limit. Schmidt and Schiff attribute the observed loss of $O_2(^1\Delta)$ in excess N to a rapid energy exchange with some constituent in discharged nitrogen, other than N. (Table: 92-20, Note: 92-20, Evaluation: 10-6) [Back to Table](#)

- (1) Clark, I. D.; Wayne, R. P. The reaction of $O_2(^1\Delta_g)$ with atomic nitrogen and with atomic oxygen. *Chem. Phys. Lett.* **1969**, *3*, 405-407.
- (2) Clark, I. D.; Wayne, R. P. Kinetics of the reaction between atomic nitrogen and molecular oxygen in the ground ($^3\Sigma_g^-$) and first excited ($^1\Delta_g$) states. *Proc. Roy. Soc. Lond. A.* **1970**, *316*, 539-550.
- (3) Schmidt, C.; Schiff, H. I. Reactions of $O_2(^1\Delta_g)$ with atomic nitrogen and hydrogen. *Chem. Phys. Lett.* **1973**, *23*, 339-342.
- (4) Westenberg, A. A.; Roscoe, J. M.; deHaas, N. Rate measurements on $N + O_2(^1\Delta_g) \rightarrow NO + O$ and $H + O_2(^1\Delta_g) \rightarrow OH + O$. *Chem. Phys. Lett.* **1970**, *7*, 597-599.

A78. $O_2(^1\Delta) + N_2$. The recommendation is based upon the measurements by Findlay et al.³ and Becker et al.¹ Other studies obtained higher values for an upper limit: Clark and Wayne² and Steer et al.⁴ (Table: 92-20, Note: 92-20, Evaluation: 10-6) [Back to Table](#)

- (1) Becker, K. H.; Groth, W.; Schurath, U. The quenching of metastable $O_2(^1\Delta_g)$ and $O_2(^1\Sigma_g^+)$ molecules. *Chem. Phys. Lett.* **1971**, *8*, 259-262.
- (2) Clark, I. D.; Wayne, R. P. Collisional quenching of $O_2(^1\Delta_g)$. *Proc. Roy. Soc. Lond. A.* **1969**, *314*, 111-127.

- (3) Findlay, F. D.; Fortin, C. J.; Snelling, D. R. Deactivation of $O_2(^1\Delta_g)$. *Chem. Phys. Lett.* **1969**, *3*, 204-206.
- (4) Steer, R. P.; Ackerman, R. A.; Pitts, J. N., Jr. Singlet oxygen in the environmental sciences. V. Rates of deactivation of $O_2(^1\Delta_g)$ by oxygen and nitrogen. *J. Chem. Phys.* **1969**, *51*, 843-844.

A79. $O_2(^1\Delta) + CO_2$. The recommendation is based on the measurements reported by Findlay and Snelling² and Leiss et al.³ Upper limit rate coefficients reported by Becker et al.,¹ McLaren et al.,⁴ and Singh et al.⁵ are consistent with the recommendation.

(Table: 92-20, Note: 92-20, Evaluation: 10-6) [Back to Table](#)

- (1) Becker, K. H.; Groth, W.; Schurath, U. The quenching of metastable $O_2(^1\Delta_g)$ and $O_2(^1\Sigma_g^+)$ molecules. *Chem. Phys. Lett.* **1971**, *8*, 259-262.
- (2) Findlay, F. D.; Snelling, D. R. Collisional deactivation of $O_2(^1\Delta_g)$. *J. Chem. Phys.* **1971**, *55*, 545-551.
- (3) Leiss, A.; Schurath, U.; Becker, K. H.; Fink, E. H. Revised quenching rate constants for metastable oxygen molecules $O_2(a^1\Delta_g)$. *J. Photochem.* **1978**, *8*, 211-214.
- (4) McLaren, I. A.; Morris, N. W.; Wayne, R. P. Is CO_2 a good quencher of $O_2(^1\Delta_g)$? A kinetic reappraisal. *J. Photochem.* **1981**, *16*, 311-319.
- (5) Singh, J. P.; Setser, D. W. Electronic-to-vibrational energy-transfer studies of singlet molecular oxygen. 2. $O_2(b^1\Sigma_g^+)$. *J. Phys. Chem.* **1985**, *89*, 5353-5358, doi:10.1021/j100271a009.

A80. $O_2(^1\Sigma) + O$. The recommendation is based on the measurement reported by Slanger and Black.¹

(Table: 92-20, Note: 92-20, Evaluation: 10-6) [Back to Table](#)

- (1) Slanger, T. G.; Black, G. Interactions of $O_2(b^1\Sigma_g^+)$ with $O(^3P)$ and O_3 . *J. Chem. Phys.* **1979**, *70*, 3434-3438.

A81. $O_2(^1\Sigma) + O_2$. The recommendation is the average of the room temperature values reported by Martin et al.,⁵ Lawton et al.,³ and Lawton and Phelps,⁴ which are in excellent agreement. Measurements by Thomas and Thrush,⁶ Chatha et al.,¹ and Knickelbein et al.² are in reasonable agreement with the recommendation. Knickelbein et al. report the yield of $O_2(^1\Delta)$ product to be approximately unity.

(Table: 92-20, Note: 92-20, Evaluation: 10-6) [Back to Table](#)

- (1) Chatha, J. P. S.; Arora, P. K.; Raja, N.; Kulkarni, P. B.; Vohra, K. G. Collisional deactivation of $O_2(^1\Sigma_g^+)$. *Int. J. Chem. Kinet.* **1979**, *11*, 175-185.
- (2) Knickelbein, M. B.; Marsh, K. L.; Ulrich, O. E.; Busch, G. E. Energy transfer kinetics of singlet molecular oxygen: The deactivation channel for $O_2(b^1\Sigma_g^+)$. *J. Chem. Phys.* **1987**, *87*, 2392-2393.
- (3) Lawton, S. A.; Novick, S. E.; Broida, H. P.; Phelps, A. V. Quenching of optically pumped $O_2(b^1\Sigma_g^+)$ by ground state O_2 molecules. *J. Chem. Phys.* **1977**, *66*, 1381-1382.
- (4) Lawton, S. A.; Phelps, A. V. Excitation of the $b^1\Sigma_g^+$ state of O_2 by low energy electrons. *J. Chem. Phys.* **1978**, *69*, 1055-1068.
- (5) Martin, L. R.; Cohen, R. B.; Schatz, J. F. Quenching of laser induced fluorescence of $O_2(b^1\Sigma_g^+)$ by O_2 and N_2 . *Chem. Phys. Lett.* **1976**, *41*, 394-396.
- (6) Thomas, R. G. O.; Thrush, B. A. Quenching of $O_2(^1\Sigma_g^+)$ by ground state O_2 . *J. Chem. Soc. Faraday Trans. 2* **1975**, *71*, 664-667.

A82. $O_2(^1\Sigma) + O_3$. The recommendation is based on the room temperature measurements of Gilpin et al.,⁶ Gauthier and Snelling,⁵ Slanger and Black,⁹ Choo and Leu,³ Shi and Barker,⁸ Turnipseed et al.,¹¹ and Dunlea et al.⁴ Measurements by Snelling,¹⁰ Amimoto and Wiesenfeld,¹ and Ogren et al.⁷ are in agreement with the recommendation. The value from the study of Biedenkapp and Bair² is lower than the recommended value. The temperature dependence is taken from the results of Dunlea et al., who measured the rate coefficient between 210 and 370 K. The results of Choo and Leu, which encompassed 295-362 K, are consistent with the recommended value. This reaction has multiple product channels. The yield of $O + 2O_2$ products is reported to be $(70 \pm 20)\%$ by Slanger and Black and Amimoto and Wiesenfeld. The remaining ~30% of the reaction is expected to lead to quenching to $O_2(^1\Delta)$ or $^3\Sigma$ while leaving ozone intact; the electronic state of O_2 that is produced in all these channels is not known.

(Table: 06-2, Note: 06-2, Evaluation: 10-6) [Back to Table](#)

- (1) Amimoto, S. T.; Wiesenfeld, J. R. $O_2(b^1\Sigma_g^+)$ production and deactivation following quenching of $O(^1D_2)$ in O_3/O_2 mixtures. *J. Chem. Phys.* **1980**, *72*, 3899-3903.

- (2) Biedenkapp, D.; Bair, E. J. Ozone ultraviolet photolysis. I. The effect of molecular oxygen. *J. Chem. Phys.* **1970**, *52*, 6119-6125.
- (3) Choo, K. Y.; Leu, M.-T. Rate constants for the quenching of metastable $O_2(^1\Sigma_g^+)$ molecules. *Int. J. Chem. Kinet.* **1985**, *17*, 1155-1167.
- (4) Dunlea, E. J.; Talukdar, R. K.; Ravishankara, A. R. Kinetic studies of $O_2(b^1\Sigma_g^+)$ with several atmospheric molecules. *J. Phys. Chem. A* **2005**, *109*, 3912-3920, doi:10.1021/jp044129x.
- (5) Gauthier, M. J. E.; Snelling, D. R. La photolyse de l'ozone a 253.7 nm: Desactivation de $O(^1D)$ et de $O_2(^1\Sigma)$ par les gaz de l'atmosphere. *J. Photochem.* **1975**, *4*, 27-50.
- (6) Gilpin, R.; Schiff, H. I.; Welge, K. H. Photodissociation of O_3 in the Hartley band. Reactions of $O(^1D)$ and $O_2(^1\Sigma_g^+)$ with O_3 and O_2 . *J. Chem. Phys.* **1971**, *55*, 1087-1093.
- (7) Ogren, P. J.; Sworski, T. J.; Hochanadel, C. J.; Cassel, J. M. Flash photolysis of O_3 in O_2 and $O_2 + H_2$ mixtures. Kinetics of $O_2(^1\Sigma_g^+) + O_3$ and $O(^1D) + H_2$ reactions. *J. Phys. Chem.* **1982**, *86*, 238-242, doi:10.1021/j100391a021.
- (8) Shi, J.; Barker, J. R. Kinetic studies of the deactivation of $O_2(^1\Sigma_g^+)$ and $O(^1D)$. *Int. J. Chem. Kinet.* **1990**, *20*, 1283-1301.
- (9) Slinger, T. G.; Black, G. Interactions of $O_2(b^1\Sigma_g^+)$ with $O(^3P)$ and O_3 . *J. Chem. Phys.* **1979**, *70*, 3434-3438.
- (10) Snelling, D. R. The ultraviolet flash photolysis of ozone and the reactions of $O(^1D)$ and $O_2(^1\Sigma_g^+)$. *Can. J. Chem.* **1974**, *52*, 257-270.
- (11) Turnipseed, A. A.; Vaghjiani, G. L.; Gierczak, T.; Thompson, J. E.; Ravishankara, A. R. The photochemistry of ozone at 193 and 222 nm. *J. Chem. Phys.* **1991**, *95*, 3244-3251.

A83. $O_2(^1\Sigma) + H_2$. The rate coefficient for this reaction, at or around 298 K, has been measured by Kohse-Höinghaus and Stuhl,⁶ Braithwaite et al.,² Choo and Leu,³ Singh and Setser,⁸ Wildt et al.,¹⁰ Michelangeli et al.,⁷ Borrell and Richards,¹ Hohmann et al.,⁵ and Talukdar et al.⁹ $k(298\text{ K})$ was derived from the results of all of the above studies except for the results of Singh and Setser and Borrell and Richards, which are clearly outside of the range of values obtained by others.

The temperature dependence of the rate coefficient was computed using the results of Braithwaite et al., Hohmann et al., and Talukdar et al. The results of Kohse-Höinghaus and Stuhl were not included, because they are assumed to be superseded by those of Hohmann et al. from the same group. It is suspected that the Kohse-Höinghaus and Stuhl study was hampered by impurities in their system, as discussed in Talukdar et al.

The rate coefficient for the reaction to produce 2 OH radicals is listed separately as an upper limit at 298 K and is based on the results of Talukdar et al. The same upper limit was shown to be valid even at 209 K. Therefore, this upper limit is recommended for all atmospheric calculations.

This reaction could also produce $O(^3P) + H_2O$. However, there is no evidence for the formation of $O(^3P)$ (Dunlea et al.⁴). Therefore, it is assumed that $O_2(^1\Sigma)$ is removed exclusively via quenching. The electronic state of O_2 that is produced is not known.

(Table: 06-2, Note: 06-2, Evaluation: 10-6) [Back to Table](#)

- (1) Borrell, P.; Richards, D. S. Quenching of singlet molecular oxygen $O_2(a^1\Delta_g)$ and $O_2(b^1\Sigma_g^+)$ by H_2 , D_2 , HCl , and HBr . *J. Chem. Soc. Faraday Trans. 2* **1989**, *85*, 1401-1411.
- (2) Braithwaite, M.; Ogryzlo, E. A.; Davidson, J. A.; Schiff, H. I. $O_2(^1\Sigma_g^+)$ relaxation in collisions Part 2.— Temperature dependence of the relaxation by hydrogen *J. Chem. Soc. Faraday Trans. II* **1976**, *72*, 2075-2081.
- (3) Choo, K. Y.; Leu, M.-T. Rate constants for the quenching of metastable $O_2(^1\Sigma_g^+)$ molecules. *Int. J. Chem. Kinet.* **1985**, *17*, 1155-1167.
- (4) Dunlea, E. J. Atmospheric reactions of electronically excited atomic and molecular oxygen. Ph.D. Thesis, University of Colorado, Boulder, 2002.
- (5) Hohmann, J.; Müller, G.; Schönnenbeck, G.; Stuhl, F. Temperature-dependent quenching of $O_2(b^1\Sigma_g^+)$ by H_2 , D_2 , CO_2 , HN_3 , DN_3 , $HNCO$, and $DNCO$. *Chem. Phys. Lett.* **1994**, *217*, 577-581.
- (6) Kohse-Höinghaus, K.; Stuhl, F. H_2 -laser photochemical study of the temperature dependent quenching of $O_2(b^1\Sigma_g^+)$. *J. Chem. Phys.* **1980**, *72*, 3720-3726.
- (7) Michelangeli, D. V.; Choo, K.-Y.; Leu, M.-T. Yields of $O_2(^1\Sigma_g^+)$ and $O_2(^1\Delta_g)$ in the $H + O_2$ reaction system, and the quenching of $O_2(^1\Sigma_g^+)$ by atomic hydrogen. *Int. J. Chem. Kinet.* **1988**, *20*, 915-938.
- (8) Singh, J. P.; Setser, D. W. Electronic-to-vibrational energy-transfer studies of singlet molecular oxygen. 2. $O_2(b^1\Sigma_g^+)$. *J. Phys. Chem.* **1985**, *89*, 5353-5358, doi:10.1021/j100271a009.

- (9) Talukdar, R. K.; Dunlea, E. J.; Brown, S. S.; Daniel, J. S.; Ravishankara, A. R. Kinetics of $O_2(^1\Sigma_g^+)$ reaction with H_2 and an upper limit for OH production. *J. Phys. Chem. A* **2002**, *106*, 8461-8470, doi:10.1021/jp020589j.
- (10) Wildt, J.; Bednarek, G.; Fink, E. H.; Wayne, R. P. Laser excitation of $O_2(b^1\Sigma_g^+, v' = 0,1,2)$ - Rates and channels of energy transfer and quenching. *Chem. Phys.* **1988**, *122*, 463-470.

A84. $O_2(^1\Sigma) + H_2O$. The recommendation is the average of room temperature measurements reported by Stuhl and Niki,⁸ Avilés et al.,¹ Shi and Barker,⁷ and Dunlea et al.³ Measurements reported by O'Brien and Myers⁶ are lower, most likely due to an interference from $O_2(^1\Sigma)$ regeneration. The results of Derwent and Thrush² and Thomas and Thrush⁹ are in agreement with the recommendation. The value reported by Gauthier and Snelling⁵ has a very large uncertainty and hence overlaps with the recommendation. It is not clear why the results of Filseth et al.⁴ are lower than all the other reported values; perhaps, they had an error in measuring water vapor concentration. The temperature dependence of the reaction is taken from the only reported value of Dunlea et al. Wildt et al.¹⁰ report that the yield of $O_2(^1\Delta)$ is greater than 90%. There are no thermodynamically allowed reactive channels for this reaction. Therefore, the reaction products are written as $O_2 + H_2O$.³

(Table: 06-2, Note: 06-2, Evaluation: 10-6) [Back to Table](#)

- (1) Avilés, R. G.; Muller, D. F.; Houston, P. L. Quenching of laser-excited $O_2(b^1\Sigma_g^+)$ by CO_2 , H_2O , and I_2 . *Appl. Phys. Lett.* **1980**, *37*, 358-360.
- (2) Derwent, R. G.; Thrush, B. A. Measurements on $O_2\ ^1A_g$ and $O_2\ ^1\Sigma_g^+$ in discharge flow systems. *Trans. Faraday Soc.* **1971**, *67*, 2036-2043.
- (3) Dunlea, E. J.; Talukdar, R. K.; Ravishankara, A. R. Kinetic studies of $O_2(b^1\Sigma_g^+)$ with several atmospheric molecules. *J. Phys. Chem. A* **2005**, *109*, 3912-3920, doi:10.1021/jp044129x.
- (4) Filseth, S. V.; Zia, A.; Welge, K. H. Flash photolytic production, reactive lifetime, and collisional quenching of $O_2(b^1\Sigma_g^+, v' = 0)$. *J. Chem. Phys.* **1970**, *52*, 5502-5510.
- (5) Gauthier, M. J. E.; Snelling, D. R. La photolyse de l'ozone a 253.7 nm: Desactivation de $O(^1D)$ et de $O_2(^1\Sigma)$ par les gaz de l'atmosphère. *J. Photochem.* **1975**, *4*, 27-50.
- (6) O'Brien, R. J., Jr.; Myers, G. H. Direct flow measurement of $O_2(b^1\Sigma_g^+)$ quenching rates. *J. Chem. Phys.* **1970**, *53*, 3832-3835.
- (7) Shi, J.; Barker, J. R. Kinetic studies of the deactivation of $O_2(^1\Sigma_g^+)$ and $O(^1D)$. *Int. J. Chem. Kinet.* **1990**, *20*, 1283-1301.
- (8) Stuhl, F.; Niki, H. Kinetic isotope effects in the quenching of $O_2(b^1\Sigma_g^-)$ by some deuterated compounds. *Chem. Phys. Lett.* **1970**, *7*, 473-474.
- (9) Thomas, R. G. O.; Thrush, B. A. Quenching of $O_2(^1\Sigma_g^+)$ by ground state O_2 . *J. Chem. Soc. Faraday Trans. 2* **1975**, *71*, 664-667.
- (10) Wildt, J.; Bednarek, G.; Fink, E. H.; Wayne, R. P. Laser excitation of $O_2(b^1\Sigma_g^+, v' = 0,1,2)$ - Rates and channels of energy transfer and quenching. *Chem. Phys.* **1988**, *122*, 463-470.

A85. $O_2(^1\Sigma) + N$. The recommendation is based on the upper limit reported by Slinger and Black.¹

(Table: 92-20, Note: 92-20, Evaluation: 10-6) [Back to Table](#)

- (1) Slinger, T. G.; Black, G. Interactions of $O_2(b^1\Sigma_g^+)$ with $O(^3P)$ and O_3 . *J. Chem. Phys.* **1979**, *70*, 3434-3438.

A86. $O_2(^1\Sigma) + N_2$. The recommendation for room temperature is the average of measurements reported by Izod and Wayne,⁵ Stuhl and Welge,¹¹ Filseth et al.,⁴ Martin et al.,⁷ Kohse-Höinghaus and Stuhl,⁶ Choo and Leu,² Wildt et al.,¹² Shi and Barker,¹⁰ and Dunlea et al.³ Less direct measurements reported by Noxon,⁹ Myers and O'Brien,⁸ and Chatha et al.¹ are consistent with the recommendation. The temperature dependence of the rate coefficient is derived from the results of Kohse-Höinghaus and Stuhl between 203 and 349 K and of Dunlea et al. between 210 and 370 K.

There are no exothermic reaction channels. The channel to produce 2 NO molecules is endothermic by 5.6 kcal mol⁻¹ at 298 K.

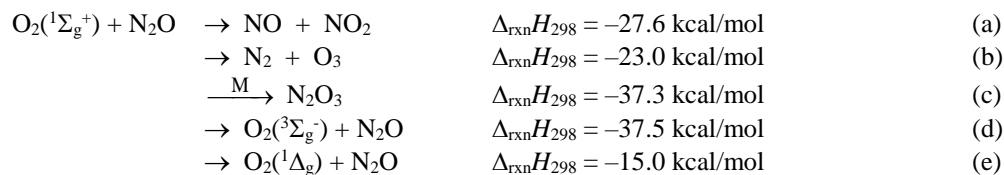
(Table: 06-2, Note: 06-2, Evaluation: 10-6) [Back to Table](#)

- (1) Chatha, J. P. S.; Arora, P. K.; Raja, N.; Kulkarni, P. B.; Vohra, K. G. Collisional deactivation of $O_2(^1\Sigma_g^+)$. *Int. J. Chem. Kinet.* **1979**, *11*, 175-185.
- (2) Choo, K. Y.; Leu, M.-T. Rate constants for the quenching of metastable $O_2(^1\Sigma_g^+)$ molecules. *Int. J. Chem. Kinet.* **1985**, *17*, 1155-1167.

- (3) Dunlea, E. J.; Talukdar, R. K.; Ravishankara, A. R. Kinetic studies of $O_2(b^1\Sigma_g^+)$ with several atmospheric molecules. *J. Phys. Chem. A* **2005**, *109*, 3912-3920, doi:10.1021/jp044129x.
- (4) Filseth, S. V.; Zia, A.; Welge, K. H. Flash photolytic production, reactive lifetime, and collisional quenching of $O_2(b^1\Sigma_g^+, v' = 0)$. *J. Chem. Phys.* **1970**, *52*, 5502-5510.
- (5) Izod, T. P. J.; Wayne, R. P. The formation, reaction and deactivation of $O_2(^1\Sigma_g^+)$. *Proc. Roy. Soc. A* **1968**, *308*, 81-94.
- (6) Kohse-Höinghaus, K.; Stuhl, F. H_2 -laser photochemical study of the temperature dependent quenching of $O_2(b^1\Sigma_g^+)$. *J. Chem. Phys.* **1980**, *72*, 3720-3726.
- (7) Martin, L. R.; Cohen, R. B.; Schatz, J. F. Quenching of laser induced fluorescence of $O_2(b^1\Sigma_g^+)$ by O_2 and N_2 . *Chem. Phys. Lett.* **1976**, *41*, 394-396.
- (8) Myers, G. H.; O'Brien, R. J., Jr. Quenching of $O_2(b^1\Sigma_g^+)$. *Ann. N.Y. Acad. Sci.* **1970**, *171*, 224-225.
- (9) Noxon, J. F. Optical emission from $O(^1D)$ and $O_2(b^1\Sigma_g^+)$ in ultraviolet photolysis of O_2 and CO_2 . *J. Chem. Phys.* **1970**, *52*, 1852-1873, doi:10.1063/1.1673227.
- (10) Shi, J.; Barker, J. R. Kinetic studies of the deactivation of $O_2(^1\Sigma_g^+)$ and $O(^1D)$. *Int. J. Chem. Kinet.* **1990**, *20*, 1283-1301.
- (11) Stuhl, F.; Welge, K. H. Deactivation of $O(^1S)$ and $O_2(b^1\Sigma_g^+)$. *Can. J. Chem.* **1969**, *47*, 1870-1871.
- (12) Wildt, J.; Bednarek, G.; Fink, E. H.; Wayne, R. P. Laser excitation of $O_2(b^1\Sigma_g^+, v' = 0, 1, 2)$ - Rates and channels of energy transfer and quenching. *Chem. Phys.* **1988**, *122*, 463-470.

A87. $O_2(^1\Sigma) + N_2O$. The rate coefficient for the removal of $O_2(^1\Sigma)$ by N_2O at 298 K is derived from the studies of Filseth et al.,³ Borrell et al.,¹ and Dunlea et al.² The results of Gauthier and Snelling⁴ have a large uncertainty, which overlaps the recommended value within their quoted error bars. The temperature dependence of this rate coefficient is taken from Dunlea et al., the only temperature dependent study.

There are many possible reactive channels for this reaction:



Dunlea et al. have placed upper limits of $<2 \times 10^{-4}$, $<1 \times 10^{-3}$, and $<3 \times 10^{-3}$ for channel (a + c), channel (b), and overall N_2O loss, respectively, from this reaction at 298 K. Based on these results, we recommend an upper limit for NO_x production of $<2 \times 10^{-17}$ cm^3 molecule⁻¹ s⁻¹. The upper limit for NO_x production from this reaction is assumed to be valid for all atmospheric temperatures.

(Table: 06-2, Note: 06-2, Evaluation: 10-6) [Back to Table](#)

- (1) Borrell, P.; Borrell, P.; Grant, K. R. Inverse temperature dependences in the quenching of singlet oxygen $O_2(^1\Sigma_g^+)$ by CO_2 and N_2O studied with a discharge flow/shock tube. *J. Chem. Phys.* **1983**, *78*, 748-756.
- (2) Dunlea, E. J.; Talukdar, R. K.; Ravishankara, A. R. Kinetics and products of the reaction $O_2(^1\Sigma) + N_2O$. *Z. Phys. Chem.* **2010**, *224*, 989-1007, doi:10.1524/zpch.2010.6137.
- (3) Filseth, S. V.; Zia, A.; Welge, K. H. Flash photolytic production, reactive lifetime, and collisional quenching of $O_2(b^1\Sigma_g^+, v' = 0)$. *J. Chem. Phys.* **1970**, *52*, 5502-5510.
- (4) Gauthier, M. J. E.; Snelling, D. R. La photolyse de l'ozone a 253.7 nm: Desactivation de $O(^1D)$ et de $O_2(^1\Sigma)$ par les gaz de l'atmosphere. *J. Photochem.* **1975**, *4*, 27-50.

A88. $O_2(^1\Sigma) + CO_2$. The recommendation is the average of measurements reported by Filseth et al.,⁵ Davidson et al.,³ Avilés et al.,¹ Muller and Houston,⁷ Choo and Leu,² Wildt et al.,¹⁰ Hohmann et al.,⁶ Dunlea et al.,⁴ and Shi and Barker⁸ at room temperature. The temperature dependence is from the work of Choo and Leu. Muller and Houston and Singh and Setser⁹ give evidence that $O_2(^1\Delta)$ is a product. Wildt et al. report a $O_2(^1\Delta)$ yield of $\geq 90\%$.

(Table: 92-20, Note: 06-2) [Back to Table](#)

- (1) Avilés, R. G.; Muller, D. F.; Houston, P. L. Quenching of laser-excited $O_2(b^1\Sigma_g^+)$ by CO_2 , H_2O , and I_2 . *Appl. Phys. Lett.* **1980**, *37*, 358-360.
- (2) Choo, K. Y.; Leu, M.-T. Rate constants for the quenching of metastable $O_2(^1\Sigma_g^+)$ molecules. *Int. J. Chem. Kinet.* **1985**, *17*, 1155-1167.
- (3) Davidson, J. A.; Kear, K. E.; Abrahamson, E. W. The photosensitized production and physical quenching of $O_2(^1\Sigma_g^+)$. *J. Photochem.* **1972/1973**, *1*, 307-316.

- (4) Dunlea, E. J.; Talukdar, R. K.; Ravishankara, A. R. Kinetic studies of $O_2(b^1\Sigma_g^+)$ with several atmospheric molecules. *J. Phys. Chem. A* **2005**, *109*, 3912-3920, doi:10.1021/jp044129x.
- (5) Filseth, S. V.; Zia, A.; Welge, K. H. Flash photolytic production, reactive lifetime, and collisional quenching of $O_2(b^1\Sigma_g^+, v' = 0)$. *J. Chem. Phys.* **1970**, *52*, 5502-5510.
- (6) Hohmann, J.; Müller, G.; Schönnenbeck, G.; Stuhl, F. Temperature-dependent quenching of $O_2(b^1\Sigma_g^+)$ by H_2 , D_2 , CO_2 , HN_3 , DN_3 , $HNCO$, and $DNCO$. *Chem. Phys. Lett.* **1994**, *217*, 577-581.
- (7) Muller, D. F.; Houston, P. L. Direct observation of electronic-to-vibrational energy transfer for $O_2(^1\Sigma)$ to $CO_2(v_3)$. *J. Phys. Chem.* **1981**, *85*, 3563-3565, doi:10.1021/j150624a007.
- (8) Shi, J.; Barker, J. R. Kinetic studies of the deactivation of $O_2(^1\Sigma_g^+)$ and $O(^1D)$. *Int. J. Chem. Kinet.* **1990**, *20*, 1283-1301.
- (9) Singh, J. P.; Setser, D. W. Electronic-to-vibrational energy-transfer studies of singlet molecular oxygen. 2. $O_2(b^1\Sigma_g^+)$. *J. Phys. Chem.* **1985**, *89*, 5353-5358, doi:10.1021/j100271a009.
- (10) Wildt, J.; Bednarek, G.; Fink, E. H.; Wayne, R. P. Laser excitation of $O_2(b^1\Sigma_g^+, v' = 0,1,2)$ - Rates and channels of energy transfer and quenching. *Chem. Phys.* **1988**, *122*, 463-470.

1.6.3 Bibliography - Singlet O₂ Reactions

- Amimoto, S. T.; Wiesenfeld, J. R. O₂(b¹Σ_g⁺) production and deactivation following quenching of O(¹D₂) in O₃/O₂ mixtures. *J. Chem. Phys.* **1980**, *72*, 3899-3903.
- Anderson, S. M.; Morton, J.; Mauersberger, K.; Yung, Y. L.; DeMore, W. B. A study of atom exchange between O(¹D) and ozone. *Chem. Phys. Lett.* **1992**, *189*, 581-585.
- Arnold, I.; Comes, F. J. Photolysis of ozone in the ultraviolet region. Reactions of O(¹D), O₂(¹Δ_g) and O₂[‡]. *Chem. Phys.* **1980**, *47*, 125-130.
- Avilés, R. G.; Muller, D. F.; Houston, P. L. Quenching of laser-excited O₂(b¹Σ_g⁺) by CO₂, H₂O, and I₂. *Appl. Phys. Lett.* **1980**, *37*, 358-360.
- Becker, K. H.; Groth, W.; Schurath, U. The quenching of metastable O₂(¹Δ_g) and O₂(¹Σ_g⁺) molecules. *Chem. Phys. Lett.* **1971**, *8*, 259-262.
- Becker, K. H.; Groth, W.; Schurath, U. Reactions of O₂(¹Δ_g) with ozone. *Chem. Phys. Lett.* **1972**, *14*, 489-492.
- Biedenkapp, D.; Bair, E. J. Ozone ultraviolet photolysis. I. The effect of molecular oxygen. *J. Chem. Phys.* **1970**, *52*, 6119-6125.
- Billington, A. P.; Borrell, P. The low-temperature quenching of singlet molecular oxygen [O₂(a¹Δ_g)]. *J. Chem. Soc. Faraday Trans. 2* **1986**, *82*, 963-970.
- Borrell, P.; Borrell, P.; Grant, K. R. Inverse temperature dependences in the quenching of singlet oxygen O₂(¹Σ_g⁺) by CO₂ and N₂O studied with a discharge flow/shock tube. *J. Chem. Phys.* **1983**, *78*, 748-756.
- Borrell, P.; Borrell, P. M.; Pedley, M. D. Deactivation of singlet molecular oxygen, O₂(¹Δ_g), by oxygen. *Chem. Phys. Lett.* **1977**, *51*, 300-302.
- Borrell, P.; Richards, D. S. Quenching of singlet molecular oxygen O₂(a¹Δ_g) and O₂(b¹Σ_g⁺) by H₂, D₂, HCl, and HBr. *J. Chem. Soc. Faraday Trans. 2* **1989**, *85*, 1401-1411.
- Braithwaite, M.; Ogryzlo, E. A.; Davidson, J. A.; Schiff, H. I. O₂(¹Σ_g⁺) relaxation in collisions Part 2.— Temperature dependence of the relaxation by hydrogen *J. Chem. Soc. Faraday Trans. II* **1976**, *72*, 2075-2081.
- Chatha, J. P. S.; Arora, P. K.; Raja, N.; Kulkarni, P. B.; Vohra, K. G. Collisional deactivation of O₂(¹Σ_g⁺). *Int. J. Chem. Kinet.* **1979**, *11*, 175-185.
- Choo, K. Y.; Leu, M.-T. Rate constants for the quenching of metastable O₂(¹Σ_g⁺) molecules. *Int. J. Chem. Kinet.* **1985**, *17*, 1155-1167.
- Clark, I. D.; Jones, I. T. N.; Wayne, R. P. The kinetics of the reaction between O₂(¹Δ_g) and ozone. *Proc. Roy. Soc. Lond. A* **1970**, *317*, 407-416.
- Clark, I. D.; Wayne, R. P. Collisional quenching of O₂(¹Δ_g). *Proc. Roy. Soc. Lond. A* **1969**, *314*, 111-127.
- Clark, I. D.; Wayne, R. P. The reaction of O₂(¹Δ_g) with atomic nitrogen and with atomic oxygen. *Chem. Phys. Lett.* **1969**, *3*, 405-407.
- Clark, I. D.; Wayne, R. P. Kinetics of the reaction between atomic nitrogen and molecular oxygen in the ground (³Σ_g⁻) and first excited (¹Δ_g) states. *Proc. Roy. Soc. Lond. A* **1970**, *316*, 539-550.
- Collins, R. J.; Husain, D.; Donovan, R. J. Kinetic and spectroscopic studies of O₂(a¹Δ_g) by time-resolved absorption spectroscopy in the vacuum ultra-violet. *J. Chem. Soc. Faraday Trans. 2* **1973**, *69*, 145-157.
- Davidson, J. A.; Kear, K. E.; Abrahamson, E. W. The photosensitized production and physical quenching of O₂(¹Σ_g⁺). *J. Photochem.* **1972/1973**, *1*, 307-316.
- Derwent, R. G.; Thrush, B. A. Measurements on O₂ ¹Δ_g and O₂ ¹Σ_g⁺ in discharge flow systems. *Trans. Faraday Soc.* **1971**, *67*, 2036-2043.
- Dunlea, E. J. Atmospheric reactions of electronically excited atomic and molecular oxygen. Ph.D. Thesis, University of Colorado, Boulder, 2002.
- Dunlea, E. J.; Talukdar, R. K.; Ravishankara, A. R. Kinetic studies of O₂(b¹Σ_g⁺) with several atmospheric molecules. *J. Phys. Chem. A* **2005**, *109*, 3912-3920, doi:10.1021/jp044129x.
- Dunlea, E. J.; Talukdar, R. K.; Ravishankara, A. R. Kinetics and products of the reaction O₂(¹Σ) + N₂O. *Z. Phys. Chem.* **2010**, *224*, 989-1007, doi:10.1524/zpch.2010.6137.
- Filseth, S. V.; Zia, A.; Welge, K. H. Flash photolytic production, reactive lifetime, and collisional quenching of O₂(b¹Σ_g⁺, v' = 0). *J. Chem. Phys.* **1970**, *52*, 5502-5510.
- Findlay, F. D.; Fortin, C. J.; Snelling, D. R. Deactivation of O₂(¹Δ_g). *Chem. Phys. Lett.* **1969**, *3*, 204-206.
- Findlay, F. D.; Snelling, D. R. Collisional deactivation of O₂(¹Δ_g). *J. Chem. Phys.* **1971**, *55*, 545-551.
- Findlay, F. D.; Snelling, D. R. Temperature dependence of the rate constant for the reaction O₂(¹Δ_g) + O₃ → 2O₂ + O. *J. Chem. Phys.* **1971**, *54*, 2750-2755.
- Gauthier, M. J. E.; Snelling, D. R. La photolyse de l'ozone a 253.7 nm: Desactivation de O(¹D) et de O₂(¹Σ) par les gaz de l'atmosphere. *J. Photochem.* **1975**, *4*, 27-50.
- Gilpin, R.; Schiff, H. I.; Welge, K. H. Photodissociation of O₃ in the Hartley band. Reactions of O(¹D) and O₂(¹Σ_g⁺) with O₃ and O₂. *J. Chem. Phys.* **1971**, *55*, 1087-1093.

- Hohmann, J.; Müller, G.; Schönnenbeck, G.; Stuhl, F. Temperature-dependent quenching of $O_2(b^1\Sigma_g^+)$ by H_2 , D_2 , CO_2 , HN_3 , DN_3 , $HNCO$, and $DNCO$. *Chem. Phys. Lett.* **1994**, *217*, 577-581.
- Izod, T. P. J.; Wayne, R. P. The formation, reaction and deactivation of $O_2(^1\Sigma_g^+)$. *Proc. Roy. Soc. A* **1968**, *308*, 81-94.
- Klais, O.; Laufer, A. H.; Kurylo, M. J. Atmospheric quenching of vibrationally excited $O_2(^1\Delta)$. *J. Chem. Phys.* **1980**, *73*, 2696-2699.
- Knickelbein, M. B.; Marsh, K. L.; Ulrich, O. E.; Busch, G. E. Energy transfer kinetics of singlet molecular oxygen: The deactivation channel for $O_2(b^1\Sigma_g^+)$. *J. Chem. Phys.* **1987**, *87*, 2392-2393.
- Kohse-Höinghaus, K.; Stuhl, F. H_2 -laser photochemical study of the temperature dependent quenching of $O_2(b^1\Sigma_g^+)$. *J. Chem. Phys.* **1980**, *72*, 3720-3726.
- Lawton, S. A.; Novick, S. E.; Broida, H. P.; Phelps, A. V. Quenching of optically pumped $O_2(b^1\Sigma_g^+)$ by ground state O_2 molecules. *J. Chem. Phys.* **1977**, *66*, 1381-1382.
- Lawton, S. A.; Phelps, A. V. Excitation of the $b^1\Sigma_g^+$ state of O_2 by low energy electrons. *J. Chem. Phys.* **1978**, *69*, 1055-1068.
- Leiss, A.; Schurath, U.; Becker, K. H.; Fink, E. H. Revised quenching rate constants for metastable oxygen molecules $O_2(a^1\Delta_g)$. *J. Photochem.* **1978**, *8*, 211-214.
- Lissi, E.; Hecklen, J. The photolysis of ozone. *J. Photochem.* **1972**, *1*, 39-68.
- Martin, L. R.; Cohen, R. B.; Schatz, J. F. Quenching of laser induced fluorescence of $O_2(b^1\Sigma_g^+)$ by O_2 and N_2 . *Chem. Phys. Lett.* **1976**, *41*, 394-396.
- McLaren, I. A.; Morris, N. W.; Wayne, R. P. Is CO_2 a good quencher of $O_2(^1\Delta_g)$? A kinetic reappraisal. *J. Photochem.* **1981**, *16*, 311-319.
- McNeal, R. J.; Cook, G. R. Photoionization of electronically excited oxygen: Rate of the reaction. *J. Chem. Phys.* **1967**, *47*, 5385-5389.
- Michelangeli, D. V.; Choo, K.-Y.; Leu, M.-T. Yields of $O_2(^1\Sigma_g^+)$ and $O_2(^1\Delta_g)$ in the $H + O_2$ reaction system, and the quenching of $O_2(^1\Sigma_g^+)$ by atomic hydrogen. *Int. J. Chem. Kinet.* **1988**, *20*, 915-938.
- Muller, D. F.; Houston, P. L. Direct observation of electronic-to-vibrational energy transfer for $O_2(^1\Sigma)$ to $CO_2(\nu_3)$. *J. Phys. Chem.* **1981**, *85*, 3563-3565, doi:10.1021/j150624a007.
- Myers, G. H.; O'Brien, R. J., Jr. Quenching of $O_2(b^1\Sigma_g^+)$. *Ann. N.Y. Acad. Sci.* **1970**, *171*, 224-225.
- Noxon, J. F. Optical emission from $O(^1D)$ and $O_2(b^1\Sigma_g)$ in ultraviolet photolysis of O_2 and CO_2 . *J. Chem. Phys.* **1970**, *52*, 1852-1873, doi:10.1063/1.1673227.
- O'Brien, R. J., Jr.; Myers, G. H. Direct flow measurement of $O_2(b^1\Sigma_g^+)$ quenching rates. *J. Chem. Phys.* **1970**, *53*, 3832-3835.
- Ogren, P. J.; Sworski, T. J.; Hochanadel, C. J.; Cassel, J. M. Flash photolysis of O_3 in O_2 and $O_2 + H_2$ mixtures. Kinetics of $O_2(^1\Sigma_g^+) + O_3$ and $O(^1D) + H_2$ reactions. *J. Phys. Chem.* **1982**, *86*, 238-242, doi:10.1021/j100391a021.
- Raja, N.; Arora, P. K.; Chatha, J. P. S. Rate constants of $O_2(^1\Delta_g)$. *Int. J. Chem. Kinet.* **1986**, *18*, 505-512.
- Ravishankara, A. R.; Wine, P. H.; Nicovich, J. M. Pulsed laser photolysis study of the reaction between $O(^3P)$ and HO_2 . *J. Chem. Phys.* **1983**, *78*, 6629-6639.
- Schmidt, C.; Schiff, H. I. Reactions of $O_2(^1\Delta_g)$ with atomic nitrogen and hydrogen. *Chem. Phys. Lett.* **1973**, *23*, 339-342.
- Shi, J.; Barker, J. R. Kinetic studies of the deactivation of $O_2(^1\Sigma_g^+)$ and $O(^1D)$. *Int. J. Chem. Kinet.* **1990**, *20*, 1283-1301.
- Singh, J. P.; Setser, D. W. Electronic-to-vibrational energy-transfer studies of singlet molecular oxygen. 2. $O_2(b^1\Sigma_g^+)$. *J. Phys. Chem.* **1985**, *89*, 5353-5358, doi:10.1021/j100271a009.
- Slanger, T. G.; Black, G. Interactions of $O_2(b^1\Sigma_g^+)$ with $O(^3P)$ and O_3 . *J. Chem. Phys.* **1979**, *70*, 3434-3438.
- Snelling, D. R. The ultraviolet flash photolysis of ozone and the reactions of $O(^1D)$ and $O_2(^1\Sigma_g^+)$. *Can. J. Chem.* **1974**, *52*, 257-270.
- Steer, R. P.; Ackerman, R. A.; Pitts, J. N., Jr. Singlet oxygen in the environmental sciences. V. Rates of deactivation of $O_2(^1\Delta_g)$ by oxygen and nitrogen. *J. Chem. Phys.* **1969**, *51*, 843-844.
- Stuhl, F.; Niki, H. Kinetic isotope effects in the quenching of $O_2(b^1\Sigma_g^-)$ by some deuterated compounds. *Chem. Phys. Lett.* **1970**, *7*, 473-474.
- Stuhl, F.; Welge, K. H. Deactivation of $O(^1S)$ and $O_2(b^1\Sigma_g^+)$. *Can. J. Chem.* **1969**, *47*, 1870-1871.
- Tachibana, K.; Phelps, A. V. Excitation of the $O_2(a^1\Delta_g)$ state by low energy electrons. *J. Chem. Phys.* **1981**, *75*, 3315-3320.
- Talukdar, R. K.; Dunlea, E. J.; Brown, S. S.; Daniel, J. S.; Ravishankara, A. R. Kinetics of $O_2(^1\Sigma_g^+)$ reaction with H_2 and an upper limit for OH production. *J. Phys. Chem. A* **2002**, *106*, 8461-8470, doi:10.1021/jp020589j.
- Thomas, R. G. O.; Thrush, B. A. Quenching of $O_2(^1\Sigma_g^+)$ by ground state O_2 . *J. Chem. Soc. Faraday Trans. 2* **1975**, *71*, 664-667.
- Turnipseed, A. A.; Vaghjiani, G. L.; Gierczak, T.; Thompson, J. E.; Ravishankara, A. R. The photochemistry of ozone at 193 and 222 nm. *J. Chem. Phys.* **1991**, *95*, 3244-3251.

- von Ellenrieder, G.; Castellano, E.; Schumacher, H. J. The kinetics and the mechanism of the photochemical decomposition of ozone with light of 2537 Å wavelength. *Chem. Phys. Lett.* **1971**, *9*, 152-156.
- Wayne, R. P.; Pitts, J. N., Jr. Rate constant for the reaction $O_2(^1\Delta_g) + O_3 \rightarrow 2O_2 + O$. *J. Chem. Phys.* **1969**, *50*, 3644-3645.
- Westenberg, A. A.; Roscoe, J. M.; deHaas, N. Rate measurements on $N + O_2(^1\Delta_g) \rightarrow NO + O$ and $H + O_2(^1\Delta_g) \rightarrow OH + O$. *Chem. Phys. Lett.* **1970**, *7*, 597-599.
- Wildt, J.; Bednarek, G.; Fink, E. H.; Wayne, R. P. Laser excitation of $O_2(b^1\Sigma_g^+, v' = 0,1,2)$ - Rates and channels of energy transfer and quenching. *Chem. Phys.* **1988**, *122*, 463-470.
- Wildt, J.; Fink, E. H.; Biggs, P.; Wayne, R. P. The collision-induced radiation of $O_2(a^1\Delta_g)$. *Chem. Phys.* **1989**, *139*, 401-407.
- Wildt, J.; Fink, E. H.; Biggs, P.; Wayne, R. P.; Vilesov, A. F. Collision-induced emission of $O_2(a^1\Delta_g \rightarrow X^3\Sigma_g^-)$ in the gas phase. *Chem. Phys.* **1992**, *159*, 127-140.

1.7 HO_x Reactions

1.7.1 Table 1B: HO_x Reactions

Reaction	Temperature Range of Exp. Data (K) ^a	A-Factor	E/R	k(298 K) ^b	f(298 K) ^c	g	Note
O + OH → O ₂ + H	136–515	1.8×10 ⁻¹¹	-180	3.3×10 ⁻¹¹	1.15	50	B1
O + HO ₂ → OH + O ₂	229–391	3.0×10 ⁻¹¹	-200	5.9×10 ⁻¹¹	1.05	50	B2
O + H ₂ O ₂ → OH + HO ₂	283–386	1.4×10 ⁻¹²	2000	1.7×10 ⁻¹⁵	1.2	100	B3
H + O ₂ \xrightarrow{M} HO ₂		(See Table 2-1)					
H + O ₃ → OH + O ₂	196–424	1.4×10 ⁻¹⁰	470	2.9×10 ⁻¹¹	1.1	40	B4
H + HO ₂ → 2 OH	245–300	7.2×10 ⁻¹¹	0	7.2×10 ⁻¹¹	1.2	100	B5
→ O + H ₂ O		1.6×10 ⁻¹²	0	1.6×10 ⁻¹²	1.5	100	
→ H ₂ + O ₂		6.9×10 ⁻¹²	0	6.9×10 ⁻¹²	1.4	100	
OH + O ₃ → HO ₂ + O ₂	190–357	1.7×10 ⁻¹²	940	7.3×10 ⁻¹⁴	1.15	50	B6
OH + H ₂ → H ₂ O + H	200–1050	2.8×10 ⁻¹²	1800	6.7×10 ⁻¹⁵	1.05	100	B7
OH + HD → products	248–418	5.0×10 ⁻¹²	2130	4.0×10 ⁻¹⁵	1.15	50	B8
OH + OH → H ₂ O + O	233–580	1.8×10 ⁻¹²	0	1.8×10 ⁻¹²	1.25	50	B9
\xrightarrow{M} H ₂ O ₂		(See Table 2-1)					
OH + HO ₂ → H ₂ O + O ₂	252–420	4.8×10 ⁻¹¹	-250	1.1×10 ⁻¹⁰	1.15	50	B10
OH + H ₂ O ₂ → H ₂ O + HO ₂		(See Note)					B11
HO ₂ + O ₃ → OH + 2O ₂	197–413	1.0×10 ⁻¹⁴	490	1.9×10 ⁻¹⁵	1.15	80	B12
HO ₂ + HO ₂ → H ₂ O ₂ + O ₂	222–1120	3.0×10 ⁻¹³	-460	1.4×10 ⁻¹²	1.15	100	B13
\xrightarrow{M} H ₂ O ₂ + O ₂		2.1×10 ⁻³³ [M]	-920	4.6×10 ⁻³² [M]	1.2	200	
HO ₂ + HO ₂ · H ₂ O → products	298–350	5.4×10 ⁻¹¹	410	1.4×10 ⁻¹¹	2	100	B14

Shaded areas indicate changes or additions since JPL10-6.

^a Temperature range of available experimental data. This is not necessarily the range of temperature over which the recommended Arrhenius parameters are applicable. See the corresponding note for each reaction for such information.

^b Units are cm³ molecule⁻¹ s⁻¹.

^c f(298 K) is the uncertainty factor at 298 K. To calculate the uncertainty at other temperatures, use the expression:

$$f(T) = f(298 \text{ K}) \exp \left| g \left(\frac{1}{T} - \frac{1}{298} \right) \right|$$

Note that the exponent is an absolute value.

1.7.2 Notes: HO_x Reactions

B1. O + OH. The recommended rate coefficient was obtained from the studies of Westenberg et al.⁸ (228–340 K), Lewis and Watson⁴ (221–499 K), Howard and Smith² (250–515 K), Smith and Stewart⁷ (158–294 K), and Robertson and Smith⁵ (136–377 K). The recommendation is consistent with earlier work near room temperature as reviewed by Lewis and Watson,⁴ and with the measurements of Brune et al.¹ (300 K), and Robertson and Smith⁶ (295 K). The ratio $k(\text{O} + \text{HO}_2)/k(\text{O} + \text{OH})$ measured by Keyser³ agrees with the recommended values.

(Table: 10-6, Note: 10-6, Evaluated: 10-6) [Back to Table](#)

- (1) Brune, W. H.; Schwab, J. J.; Anderson, J. G. Laser magnetic resonance, resonance fluorescence, and resonance absorption studies of the reaction kinetics of $\text{O} + \text{OH} \rightarrow \text{H} + \text{O}_2$, $\text{O} + \text{HO}_2 \rightarrow \text{OH} + \text{O}_2$, $\text{N} + \text{OH} \rightarrow \text{H} + \text{NO}$, and $\text{N} + \text{HO}_2 \rightarrow \text{products}$ at 300 K between 1 and 5 torr. *J. Phys. Chem.* **1983**, *87*, 4503-4514.
- (2) Howard, M. J.; Smith, I. W. M. Direct rate measurements on the reactions $\text{N} + \text{OH} \rightarrow \text{NO} + \text{H}$ and $\text{O} + \text{OH} \rightarrow \text{O}_2 + \text{H}$ from 250 to 515 K. *J. Chem. Soc. Faraday Trans. 2* **1981**, *77*, 997-1008.
- (3) Keyser, L. F. Relative rate constants for the reactions of atomic oxygen with HO₂ and OH radicals. *J. Phys. Chem.* **1983**, *87*, 837-841.
- (4) Lewis, R. S.; Watson, R. T. Temperature dependence of the reaction $\text{O}(^3\text{P}) + \text{OH}(^2\Pi) \rightarrow \text{O}_2 + \text{H}$. *J. Phys. Chem.* **1980**, *84*, 3495-3503, doi:10.1021/j100463a002.
- (5) Robertson, R.; Smith, G. P. Temperature dependence of $\text{O} + \text{OH}$ at 136–377 K using ozone photolysis. *J. Phys. Chem. A* **2006**, *110*, 6673–6679, doi:10.1021/jp055863z.
- (6) Robertson, R. G.; Smith, G. P. Photolytic measurement of the $\text{O} + \text{OH}$ rate constant at 295 K. *Chem. Phys. Lett.* **2002**, *358*, 157-162.
- (7) Smith, I. W. M.; Stewart, D. W. A. Low-temperature kinetics of reactions between neutral free radicals Rate constants for the reactions of OH radicals with N atoms ($103 \leq T/\text{K} \leq 294$) and with O atoms ($158 \leq T/\text{K} \leq 294$). *J. Chem. Soc. Faraday Trans.* **1994**, *90*, 3221-3227.
- (8) Westenberg, A. A.; deHaas, N.; Roscoe, J. M. Radical reactions in an electron spin resonance cavity homogeneous reactor. *J. Phys. Chem.* **1970**, *74*, 3431-3438, doi:10.1021/j100713a001.

B2. O + HO₂. The recommended values are based on the results of studies over a range of temperatures by Keyser⁵ (229-372 K) and Nicovich and Wine⁹ (266–391 K) and the room temperature studies of Sridharan et al.,¹² Ravishankara et al.,¹⁰ and Brune et al.¹ Earlier studies by Hack et al.⁴ and Burrows et al.^{2,3} are not considered because the $\text{OH} + \text{H}_2\text{O}_2$ reaction was important in these studies and the value used for its rate constant in their analyses has been shown to be in error. A study by Lii et al.⁸ is also not considered because of the insensitivity of the observed decays to $\text{O} + \text{HO}_2$. Data from Ravishankara et al.¹⁰ at 298 K show no dependence on pressure between 10 and 500 Torr N₂. The ratio $k(\text{O} + \text{HO}_2)/k(\text{O} + \text{OH})$ measured by Keyser⁶ agrees with the rate constants recommended here. Sridharan et al.¹¹ showed that the reaction products correspond to abstraction of an oxygen atom from HO₂ by the O reactant. Keyser et al.⁷ reported <1% O₂(¹Δ) yield.

(Table: 06-2, Note: 06-2, Evaluated: 10-6) [Back to Table](#)

- (1) Brune, W. H.; Schwab, J. J.; Anderson, J. G. Laser magnetic resonance, resonance fluorescence, and resonance absorption studies of the reaction kinetics of $\text{O} + \text{OH} \rightarrow \text{H} + \text{O}_2$, $\text{O} + \text{HO}_2 \rightarrow \text{OH} + \text{O}_2$, $\text{N} + \text{OH} \rightarrow \text{H} + \text{NO}$, and $\text{N} + \text{HO}_2 \rightarrow \text{products}$ at 300 K between 1 and 5 torr. *J. Phys. Chem.* **1983**, *87*, 4503-4514.
- (2) Burrows, J. P.; Cliff, D. I.; Harris, G. W.; Thrush, B. A.; Wilkinson, J. P. T. Atmospheric reactions of the HO₂ radical studied by laser magnetic-resonance spectroscopy. *Proc. Roy. Soc. Lond. A.* **1979**, *368*, 463-481.
- (3) Burrows, J. P.; Harris, G. W.; Thrush, B. A. Rates of reaction of HO₂ with HO and O studied by laser magnetic resonance. *Nature* **1977**, *267*, 233-234.
- (4) Hack, W.; Preuss, A. W.; Temps, F.; Wagner, H. G. Reaction of $\text{O} + \text{HO}_2 \rightarrow \text{OH} + \text{O}_2$ studied with a LMR-ESR spectrometer. *Ber. Bunsenges. Phys. Chem.* **1979**, *83*, 1275-1279.
- (5) Keyser, L. F. Kinetics of the reaction $\text{O} + \text{HO}_2 \rightarrow \text{OH} + \text{O}_2$ from 229 to 372 K. *J. Phys. Chem.* **1982**, *86*, 3439-3446.
- (6) Keyser, L. F. Relative rate constants for the reactions of atomic oxygen with HO₂ and OH radicals. *J. Phys. Chem.* **1983**, *87*, 837-841.
- (7) Keyser, L. F.; Choo, K. Y.; Leu, M. T. Yields of O₂(b¹Σ_g⁺) from reactions of HO₂. *Int. J. Chem. Kinet.* **1985**, *17*, 1169-1185.
- (8) Lii, R.-R.; Sauer, M. C., Jr.; Gordon, S. Rate constant of the reaction of O(³P) with HO₂. *J. Phys. Chem.* **1980**, *84*, 817-819, doi:10.1021/j100445a002.

- (9) Nicovich, J. M.; Wine, P. H. Temperature dependence of the O + HO₂ rate coefficient. *J. Phys. Chem.* **1987**, *91*, 5118-5123, doi:10.1021/j100303a049.
- (10) Ravishankara, A. R.; Wine, P. H.; Nicovich, J. M. Pulsed laser photolysis study of the reaction between O(³P) and HO₂. *J. Chem. Phys.* **1983**, *78*, 6629-6639.
- (11) Sridharan, U. C.; Klein, F. S.; Kaufman, F. Detailed course of the O + HO₂ reaction. *J. Chem. Phys.* **1985**, *82*, 592-593, doi:10.1063/1.448973.
- (12) Sridharan, U. C.; Qiu, L. X.; Kaufman, F. Kinetics and product channels of the reactions of HO₂ with O and H atoms at 296 K. *J. Phys. Chem.* **1982**, *86*, 4569-4574, doi:10.1021/j100220a023.

B3. O + H₂O₂. There are two direct studies of the O + H₂O₂ reaction: Davis et al.² (283–368 K) and Wine et al.⁴ (298–386 K). The recommended value is a fit to the combined data. An indirect measurement of the *E/R* value by Roscoe³ is consistent with the recommendation. The *A* factor for both data sets is quite low compared to similar atom-molecule reactions. A somewhat higher activation barrier reported by Albers et al.¹ over the temperature range 370–800 K is suggestive of a non-linear temperature dependence. (Table: 06-2, Note: 06-2, Evaluated: 10-6) [Back to Table](#)

- (1) Albers, E. A.; Hoyermann, K.; Wagner, H. G.; Wolfrum, J. Absolute measurements of rate coefficients for the reactions of H and O atoms with H₂O₂ and H₂O. *Proc. Combust. Inst.* **1971**, *13*, 81-88.
- (2) Davis, D. D.; Wong, W.; Schiff, R. A dye laser flash photolysis kinetics study of the reaction of ground-state atomic oxygen with hydrogen peroxide. *J. Phys. Chem.* **1974**, *78*, 463-464, doi:10.1021/j100597a033.
- (3) Roscoe, J. M. The reaction of O(³P) with H₂O₂. *Int. J. Chem. Kinet.* **1982**, *14*, 471-478.
- (4) Wine, P. H.; Nicovich, J. M.; Thompson, R. J.; Ravishankara, A. R. Kinetics of O(³P₁) reactions with H₂O₂ and O₃. *J. Phys. Chem.* **1983**, *87*, 3948-3954.

B4. H + O₃. The recommendation is an average of the results of Lee et al.⁸ (219–360 K) and Keyser⁷ (196–424 K), which are in agreement over the 220–360 K range. Results by Seeley et al.⁹ and Finlayson-Pitts and Kleindienst³ agree well with the present recommendation. An earlier study by Clyne and Monkhouse¹ is in very good agreement on the temperature dependence in the range 300–560 K, but lies about 60% below the recommended values. Although we have no reason not to believe the Clyne and Monkhouse values, we prefer the two studies that are in agreement, especially since they were carried out over the temperature range of interest. Reports of a channel forming HO₂ + O (Finlayson-Pitts and Kleindienst³: ~25%, and Force and Wiesenfeld⁵: ~40%) have been contradicted by other studies (Howard and Finlayson-Pitts⁶: <3%; Washida et al.¹¹: <6%; Finlayson-Pitts et al.⁴: <2%; and Dodonov et al.²: <0.3%). Secondary chemistry is believed to be responsible for the observed O-atoms in this system. Washida et al.¹⁰ measured an upper limit (<0.1%) for the production of singlet molecular oxygen for the reaction. (Table: 06-2, Note: 06-2, Evaluated: 10-6) [Back to Table](#)

- (1) Clyne, M. A. A.; Monkhouse, P. Atomic resonance fluorescence for rate constants of rapid bimolecular reactions Part 5-Hydrogen atom reactions; H + NO₂ and H + O₃. *J. Chem. Soc. Faraday Trans. 2* **1977**, *73*, 298-309.
- (2) Dodonov, A. F.; Zelenov, V. V.; Kukui, A. S.; Ponomarev, E. A.; Tal'Roze, V. L. Mass spectrometric investigation of elementary gas phase reactions passing in the H + O₃ + O₂ system-Channels of H + O₃ → OH(v) + O₂, H + O₂ → HO₂ + O reactions. *Khim. Fiz.* **1985**, *4*, 1335-1343.
- (3) Finlayson-Pitts, B. J.; Kleindienst, T. E. The reaction of hydrogen atoms with ozone: Evidence for a second reaction path producing HO₂ and O(³P). *J. Chem. Phys.* **1979**, *70*, 4804-4806, doi:10.1063/1.437271.
- (4) Finlayson-Pitts, B. J.; Kleindienst, T. E.; Ezell, J. J.; Toohey, D. W. The production of O(³P) and ground state OH in the reaction of hydrogen atoms with ozone. *J. Chem. Phys.* **1981**, *74*, 4533-4543, doi:10.1063/1.441642.
- (5) Force, A. P.; Wiesenfeld, J. R. Laser photolysis of O₃/H₂ mixtures: The yield of the H + O₃ → HO₂ + O reaction. *J. Chem. Phys.* **1981**, *74*, 1718-1723, doi:10.1063/1.441260.
- (6) Howard, C. J.; Finlayson-Pitts, B. J. Yields of HO₂ in the reaction of hydrogen atoms with ozone. *J. Chem. Phys.* **1980**, *72*, 3842-3843, doi:10.1063/1.439601.
- (7) Keyser, L. F. Absolute rate constant and temperature dependence of the reaction between hydrogen (²S) atoms and ozone. *J. Phys. Chem.* **1979**, *83*, 645-648, doi:10.1021/j100469a001.
- (8) Lee, J. H.; Michael, J. V.; Payne, W. A.; Stief, L. J. Absolute rate of the reaction of hydrogen atoms with ozone from 219-360 K. *J. Chem. Phys.* **1978**, *69*, 350-353, doi:10.1063/1.436360.
- (9) Seeley, J. V.; Jayne, J. T.; Molina, M. J. High pressure fast-flow technique for gas phase kinetics studies. *Int. J. Chem. Kinet.* **1993**, *25*, 571-594.

- (10) Washida, N.; Akimoto, H.; Okuda, M. Is $O_2^*(a^1\Delta_g)$ formed in the $O + O_2$, $H + O_2$, and $NO + O_2$ reactions? *Bull. Chem. Soc. Jpn.* **1980**, *53*, 3496-3503.
- (11) Washida, N.; Akimoto, H.; Okuda, M. $O_2^*(a^1\Delta_g)$ in the reaction of $H + O_3$. *J. Chem. Phys.* **1980**, *72*, 5781-5783.

B5. H + HO₂. There are five studies of this reaction: Hack et al.² (293 K), Hack et al.¹ (293 K), Thrush and Wilkinson⁸ (298 K), Sridharan et al.⁷ (296 K), and Keyser⁴ (245–300 K). Related early work and combustion studies are referenced in Sridharan et al. All five studies used discharge flow systems. It is difficult to obtain a direct measurement of the rate constant for this reaction because both reactants are radicals and the products OH and O are reactive toward the HO₂ reactant. The recommendation is based on the kinetics and product data of Sridharan et al. and Keyser, because those measurements were the most direct and required the fewest corrections. Keyser found the rate coefficient and product yields to be independent of temperature for 245 < T < 300 K. The total rate constant measurements of, $(5.0 \pm 1.3) \times 10^{-11} \text{ cm}^3 \text{ molecule}^{-1} \text{ s}^{-1}$ by Thrush and Wilkinson⁸ and $(4.65 \pm 1) \times 10^{-11}$ by Hack et al.¹ are significantly less than the recommended total rate constant, $8.05 \times 10^{-11} \text{ cm}^3 \text{ molecule}^{-1} \text{ s}^{-1}$. Hislop and Wayne,³ Keyser et al.,⁵ and Michelangeli et al.⁶ reported on the yield of $O_2(b^1\Sigma)$ formed in the $H_2 + O_2$ channel as $(2.8 \pm 1.3) \times 10^{-4}$, $< 8 \times 10^{-3}$, and $< 2.1 \times 10^{-2}$, respectively as a fraction of the overall reaction.

(Table: 06-2, Note: 06-2, Evaluated: 10-6) [Back to Table](#)

- (1) Hack, W.; Preuss, A. W.; Wagner, H. G.; Hoyermann, K. Reactions of hydrogen atoms with hydroperoxyl radicals 2. Determination of the rate constant of the overall reaction. *Ber. Bunsenges. Phys. Chem.* **1979**, *83*, 212-217.
- (2) Hack, W.; Wagner, H. G.; Hoyermann, K. Reactions of hydrogen atoms with hydroperoxyl radicals .1. Determination of specific rate constants of reaction channels. *Ber. Bunsenges. Phys. Chem.* **1978**, *82*, 713-719.
- (3) Hislop, J. R.; Wayne, R. P. Production of $O_2(^1\Sigma_g^+)$ in the $H + O_2$ system. *J. Chem. Soc. Faraday Trans. 2* **1977**, *73*, 506-516.
- (4) Keyser, L. F. Absolute rate constant and branching fractions for the $H + HO_2$ reaction from 245 to 300 K. *J. Phys. Chem.* **1986**, *90*, 2994-3003.
- (5) Keyser, L. F.; Choo, K. Y.; Leu, M. T. Yields of $O_2(b^1\Sigma_g^+)$ from reactions of HO₂. *Int. J. Chem. Kinet.* **1985**, *17*, 1169-1185.
- (6) Michelangeli, D. V.; Choo, K.-Y.; Leu, M.-T. Yields of $O_2(^1\Sigma_g^+)$ and $O_2(^1\Delta_g)$ in the $H + O_2$ reaction system, and the quenching of $O_2(^1\Sigma_g^+)$ by atomic hydrogen. *Int. J. Chem. Kinet.* **1988**, *20*, 915-938.
- (7) Sridharan, U. C.; Qiu, L. X.; Kaufman, F. Kinetics and product channels of the reactions of HO₂ with O and H atoms at 296 K. *J. Phys. Chem.* **1982**, *86*, 4569-4574, doi:10.1021/j100220a023.
- (8) Thrush, B. A.; Wilkinson, J. P. T. The rate of the reaction between H and HO₂. *Chem. Phys. Lett.* **1981**, *84*, 17-19.

B6. OH + O₃. The recommended values are based on the results of studies over a range of temperatures by Anderson and Kaufman¹ (220–450 K), Ravishankara et al.⁵ (238–357 K), Smith et al.⁶ (240–295 K) and Nizkorodov et al.⁴ (190–315 K) and the room temperature measurements of Kurylo,³ Zahniser and Howard,⁷ and Kulcke et al.² The recommended *E/R* and *k*(298 K) values are based on averages of the individual *E/R* and *k*(298 K) values obtained in the above mentioned studies. The value reported by Kulcke et al.² has been corrected for a minor contribution from *k*(HO₂ + O₃).

(Table: 02-25, Note: 10-6, Evaluated: 10-6) [Back to Table](#)

- (1) Anderson, J. G.; Kaufman, F. Kinetics of the reaction $OH(v=0) + O_3 \rightarrow HO_2 + O_2$. *Chem. Phys. Lett.* **1973**, *19*, 483-486.
- (2) Kulcke, A.; Blackman, B.; Chapman, W. B.; Kim, I. K.; Nesbitt, D. J. Time-resolved O₃ chemical chain reaction kinetics via high-resolution IR laser absorption methods. *J. Phys. Chem. A* **1998**, *102*, 1965-1972.
- (3) Kurylo, M. J. Kinetics of the reactions $OH(v=0) + NH_3 \rightarrow H_2O + NH_2$ and $OH(v=0) + O_3 \rightarrow HO_2 + O_2$ at 298°K. *Chem. Phys. Lett.* **1973**, *23*, 467-471.
- (4) Nizkorodov, S. A.; Harper, W. W.; Blackmon, B. W.; Nesbitt, D. J. Temperature dependent kinetics of the OH/HO₂/O₃ chain reaction by time-resolved IR laser absorption spectroscopy. *J. Phys. Chem. A* **2000**, *104*, 3964-3973, doi:10.1021/jp9934984.
- (5) Ravishankara, A. R.; Wine, P. H.; Langford, A. O. Absolute rate constant for the reaction $OH(v=0) + O_3 \rightarrow HO_2 + O_2$ over the temperature range 238-357°K. *J. Chem. Phys.* **1979**, *70*, 984-989, doi:10.1063/1.437488.
- (6) Smith, C. A.; Molina, L. T.; Lamb, J. J.; Molina, M. J. Kinetics of the reaction of OH with pernitric and nitric acids. *Int. J. Chem. Kinet.* **1984**, *16*, 41-55.

- (7) Zahniser, M. S.; Howard, C. J. Kinetics of the reaction of HO₂ with ozone. *J. Chem. Phys.* **1980**, *73*, 1620-1626, doi:10.1063/1.440343.

B7. OH + H₂. The OH + H₂ reaction has been the subject of numerous studies. The recommendation is fixed to the average of eleven studies at 298 K: Greiner,² Stuhl and Niki,⁷ Westenberg and deHaas,¹⁰ Smith and Zellner,⁶ Atkinson et al.,¹ Overend et al.,⁴ Tully and Ravishankara,⁹ Zellner and Steinert,¹¹ Ravishankara et al.,⁵ Talukdar et al.,⁸ and Orkin et al.³ The temperature dependent studies of Orkin et al. (200–480 K), Talukdar et al. (230–420 K), and Ravishankara et al. (250–1050 K) find that the reaction does not follow a simple Arrhenius expression over a large range of temperature. The recommended temperature dependence is based on the average of *E/R* values determined in the above-mentioned studies for temperatures below 300 K. Accordingly, the recommended Arrhenius expression is only valid between 200–300 K. Even over this range the simple Arrhenius expression likely overestimates, near 250 K, and underestimates, near 200 K, the data by approximately 10%.

(Table: 06-2, Note: 06-2, Evaluated: 10-6) [Back to Table](#)

- (1) Atkinson, R.; Hansen, D. A.; Pitts, J. N., Jr. Rate constants for the reaction of OH radicals with CHF₂Cl, CF₂Cl₂, CFCl₃, and H₂ over the temperature range 297-434 °K. *J. Chem. Phys.* **1975**, *63*, 1703-1706.
- (2) Greiner, N. R. Hydroxyl radical kinetics by kinetic spectroscopy. V. Reaction with H₂ and CO in the range 300-500°K. *J. Chem. Phys.* **1969**, *51*, 5049-5051, doi:10.1063/1.1671902.
- (3) Orkin, V. L.; Kozlov, S. N.; Poskrebyshv, G. A.; Huie, R. E.; Kurylo, M. J. Rate constant for the reaction of OH with H₂ between 200 and 480 K. *J. Phys. Chem. A* **2006**, *110*, 6978-6985, doi:10.1021/jp057035b.
- (4) Overend, R. P.; Paraskevopoulos, G.; Cvetanovic, R. J. Rates of OH radical reactions. I. Reactions with H₂, CH₄, C₂H₆, and C₃H₈ at 295 K. *Can. J. Phys.* **1975**, *53*, 3374-3382.
- (5) Ravishankara, A. R.; Nicovich, J. M.; Thompson, R. L.; Tully, F. P. Kinetic study of the reaction of OH with H₂ and D₂ from 250 to 1050 K. *J. Phys. Chem.* **1981**, *85*, 2498-2503, doi:10.1021/j150617a018.
- (6) Smith, I. W. M.; Zellner, R. Rate measurements of reactions of OH by resonance absorption. *J. Chem. Soc. Faraday Trans. 2* **1974**, *70*, 1045-1056.
- (7) Stuhl, F.; Niki, H. Pulsed vacuum-UV photochemical study of reactions of OH with H₂, D₂, and CO using a resonance-fluorescent detection method. *J. Chem. Phys.* **1972**, *57*, 3671-3677, doi:10.1063/1.1678825.
- (8) Talukdar, R. K.; Gierczak, T.; Goldfarb, L.; Rudich, Y.; Madhava Rao, B. S.; Ravishankara, A. R. Kinetics of hydroxyl radical reactions with isotopically labeled hydrogen. *J. Phys. Chem.* **1996**, *100*, 3037-3043.
- (9) Tully, F. P.; Ravishankara, A. R. Flash photolysis-resonance fluorescence kinetic study of the reactions OH + H₂ → H₂O + H and OH + CH₄ → H₂O + CH₃ from 298 to 1020 K. *J. Phys. Chem.* **1980**, *84*, 3126-3130, doi:10.1021/j100460a031.
- (10) Westenberg, A. A.; deHaas, N. Rates of CO + OH and H₂ + OH over an extended temperature range. *J. Chem. Phys.* **1973**, *58*, 4061-4065, doi:10.1063/1.1678961.
- (11) Zellner, R.; Steinert, W. Vibrational rate enhancement in the reaction OH + H₂(*v* = 1) → H₂O + H. *Chem. Phys. Lett.* **1981**, *81*, 568-572.

B8. OH + HD. The recommendation is based on direct measurements made by Talukdar et al.² using pulsed photolysis-laser induced fluorescence over the temperature range 248–418 K. The recommendation is in excellent agreement with the ratio $k(\text{OH} + \text{H}_2)/k(\text{OH} + \text{HD}) = 1.65 \pm 0.05$ at 298 K reported by Ehhalt et al.¹ when combined with the recommended $k(\text{OH} + \text{H}_2)$.

(Table: 06-2, Note: 06-2, Evaluated: 10-6) [Back to Table](#)

- (1) Ehhalt, D. H.; Davidson, J. A.; Cantrell, C. A.; Friedman, I.; Tyler, S. The kinetic isotope effect in the reaction of H₂ with OH. *J. Geophys. Res.* **1989**, *94*, 9831-9836.
- (2) Talukdar, R. K.; Gierczak, T.; Goldfarb, L.; Rudich, Y.; Madhava Rao, B. S.; Ravishankara, A. R. Kinetics of hydroxyl radical reactions with isotopically labeled hydrogen. *J. Phys. Chem.* **1996**, *100*, 3037-3043.

B9. OH + OH. The recommendation for the OH + OH reaction is the average of eight measurements performed near 298 K at low bath gas pressures: Westenberg and deHaas,⁹ McKenzie et al.,⁶ Clyne and Down,³ Trainor and von Rosenberg,⁷ Farquharson and Smith,⁴ Wagner and Zellner,⁸ Bedjanian et al.,² and Bahng and MacDonald.¹ The rate coefficients reported in these studies fall in the range $(1.4\text{--}2.7) \times 10^{-12} \text{ cm}^3 \text{ molecule}^{-1} \text{ s}^{-1}$. Wagner and Zellner (250–580 K) reported a slight positive temperature dependence of the rate coefficient in contrast with that reported by Bedjanian et al. (233–360 K), who report a small negative

temperature dependence. The earlier work of Wagner and Zellner may have been complicated by an increased contribution of the OH + H reaction due to an underestimate of its reaction rate. Theoretical calculations by Harding and Wagner⁵ suggest that tunneling substantially influences the reaction rate coefficient. In taking account of the tunneling contribution, the rate coefficient is found to have a minimum value near room temperature. In view of the predicted behavior and given that the experimental data are consistent with each other, within the stated uncertainties, the recommendation is a temperature independent value for the rate coefficient over the temperature range 200–300 K.

(Table: 10-6, Note: 10-6, Evaluated: 10-6) [Back to Table](#)

- (1) Bahng, M.-K.; Macdonald, R. G. Determination of the rate constant for the OH(X²Π) + OH(X²Π) → O(³P) + H₂O reaction over the temperature range 293-373 K. *J. Phys. Chem. A* **2007**, *111*, 3850-3861, doi:10.1021/jp066359c.
- (2) Bedjanian, Y.; Le Bras, G.; Poulet, G. Kinetic study of OH + OH and OD + OD reactions. *J. Phys. Chem.* **1999**, *103*, 7017-7025.
- (3) Clyne, M. A. A.; Down, S. Kinetic behaviour of OH X²Π and A²Σ⁺ using molecular resonance fluorescence spectrometry. *J. Chem. Soc. Faraday Trans. 2* **1974**, *70*, 253-266.
- (4) Farquharson, G. K.; Smith, R. H. Rate constants for the gaseous reactions OH + C₂H₄ and OH + OH. *Aust. J. Chem.* **1980**, *33*, 1425-1435.
- (5) Harding, L. B.; Wagner, A. F. Theoretical study of the reaction rates of OH + OH ↔ H₂O + O. *Proc. Combust. Inst.* **1988**, *22*, 983-989.
- (6) McKenzie, A.; Mulcahy, M. F. R.; Steven, J. R. Kinetics of decay of hydroxyl radicals at low pressure. *J. Chem. Phys.* **1973**, *59*, 3244-3254, doi:10.1063/1.1680466.
- (7) Trainor, D. W.; von Rosenberg, C. W., Jr. Flash photolysis study of the gas phase recombination of hydroxyl radicals. *J. Chem. Phys.* **1974**, *61*, 1010-1015, doi:10.1063/1.1681968.
- (8) Wagner, G.; Zellner, R. Temperature dependence of the reaction OH + OH → H₂O + O. *Ber. Bunsenges. Phys. Chem.* **1981**, *85*, 1122-1128.
- (9) Westenberg, A. A.; deHaas, N. Rate of the reaction OH + OH → H₂O + O. *J. Chem. Phys.* **1973**, *58*, 4066-4071, doi:10.1063/1.1678962.

B10. OH + HO₂. A study by Keyser⁸ appears to resolve a discrepancy among low-pressure discharge flow experiments that all gave rate coefficients near 7×10^{-11} cm³ molecule⁻¹ s⁻¹: Keyser,⁷ Thrush and Wilkinson,¹⁶ Sridharan et al.,^{13,14} Temps and Wagner,¹⁵ Rozenshtein et al.,¹¹ and atmospheric pressure studies that gave rate coefficients near 11×10^{-11} cm³ molecule⁻¹ s⁻¹: Lii et al.,¹⁰ Hohanadel et al.,⁶ DeMore,³ Cox et al.,² Burrows et al.,¹ and Kurylo et al.⁹ Laboratory measurements using a discharge flow experiment and a chemical model analysis of the results by Keyser⁸ demonstrate that the previous discharge flow measurements were probably subject to interference from small amounts of O and H. In the presence of excess HO₂, these atoms generate OH and result in a rate coefficient measurement that falls below the true value. The temperature dependence is from Keyser,⁸ who covered the range 254 to 382 K. A flow tube study by Schwab et al.¹² reported $k = (8.0 \pm 3/-4) \times 10^{-11}$ cm³ molecule⁻¹ s⁻¹. These workers measured the concentrations of HO₂, OH, O, and H and used a computer model of the relevant reactions to test for interference. A flow tube study by Dransfeld and Wagner⁴ employing an isotope labeled ¹⁸OH reactant obtained $k = (11 \pm 2) \times 10^{-11}$ cm³ molecule⁻¹ s⁻¹ in good agreement with the recommendation. They attributed about half of the reactive events to isotope scrambling because control experiments with ¹⁶OH gave $k = 6 \times 10^{-11}$ cm³ molecule⁻¹ s⁻¹. It should be noted that their control experiments were subject to the errors described by Keyser⁸ due to the presence of small amounts of H and O, whereas their ¹⁸OH measurements were not. Kurylo et al.⁹ found no evidence of significant scrambling in isotope studies of the OH and HO₂ reaction. An additional careful study of the reaction temperature dependence would be useful. Hippler and Troe⁵ have analyzed data for this reaction at temperatures up to 1250 K. In summary, this has historically been a difficult reaction to study. Earlier problems appear to have been resolved, as discussed above, and results now tend to converge on a central value, but the recommended value is still subject to a large uncertainty.

(Table: 06-2, Note: 06-2, Evaluated: 10-6) [Back to Table](#)

- (1) Burrows, J. P.; Cox, R. A.; Derwent, R. G. Modulated photolysis of the ozone-water vapour system: Kinetics of the reaction of OH with HO₂. *J. Photochem.* **1981**, *16*, 147-168.
- (2) Cox, R. A.; Burrows, J. P.; Wallington, T. J. Rate coefficient for the reaction OH + HO₂ → H₂O + O₂ at 1 atmosphere pressure and 308 K. *Chem. Phys. Lett.* **1981**, *84*, 217-221.
- (3) DeMore, W. B. Rate constant and possible pressure dependence of the reaction OH + HO₂. *J. Phys. Chem.* **1982**, *86*, 121-126, doi:10.1021/j100390a025.

- (4) Dransfeld, P.; Wagner, H. G. Comparative study of the reactions of ^{16}OH with H^{16}O_2 . *Z. Naturforsch.* **1987**, *42a*, 471-476.
- (5) Hippler, H.; Troe, J. Rate constants of the reaction $\text{HO} + \text{H}_2\text{O}_2 \rightarrow \text{HO}_2 + \text{H}_2\text{O}$ at $T \geq 1000$ K. *Chem. Phys. Lett.* **1992**, *192*, 333-337.
- (6) Hochanadel, C. J.; Sworski, T. J.; Ogren, P. J. Rate constants for the reactions of HO_2 with OH and with HO_2 . *J. Phys. Chem.* **1980**, *84*, 3274-3277, doi:10.1021/j100461a029.
- (7) Keyser, L. F. Absolute rate constant of the reaction $\text{OH} + \text{HO}_2 \rightarrow \text{H}_2\text{O} + \text{O}_2$. *J. Phys. Chem.* **1981**, *85*, 3667-3673.
- (8) Keyser, L. F. Kinetics of the reaction $\text{OH} + \text{HO}_2 \rightarrow \text{H}_2\text{O} + \text{O}_2$ from 254 to 382 K. *J. Phys. Chem.* **1988**, *92*, 1193-1200.
- (9) Kurylo, M. J.; Klais, O.; Laufer, A. H. Mechanistic investigation of the $\text{HO} + \text{HO}_2$ reaction. *J. Phys. Chem.* **1981**, *85*, 3674-3678, doi:10.1021/j150624a029.
- (10) Lii, R.-R.; Gorse, R. A., Jr.; Sauer, M. C., Jr.; Gordon, S. Rate constant for the reaction of OH with HO_2 . *J. Phys. Chem.* **1980**, *84*, 819-821, doi:10.1021/j100445a003.
- (11) Rozenshtein, V. B.; Gershenzon, Y. M.; Il'in, S. D.; Kishkovitch, O. P. Reactions of HO_2 with NO , OH and HO_2 studied by EPR/LMR spectroscopy. *Chem. Phys. Lett.* **1984**, *112*, 473-478.
- (12) Schwab, J. J.; Brune, W. H.; Anderson, J. G. Kinetics and mechanism of the $\text{OH} + \text{HO}_2$ reaction. *J. Phys. Chem.* **1989**, *93*, 1030-1035, doi:10.1021/j100340a005.
- (13) Sridharan, U. C.; Qiu, L. X.; Kaufman, F. Kinetics of the reaction $\text{OH} + \text{HO}_2 \rightarrow \text{H}_2\text{O} + \text{O}_2$ at 296 K. *J. Phys. Chem.* **1981**, *85*, 3361-3363, doi:10.1021/j150623a001.
- (14) Sridharan, U. C.; Qiu, L. X.; Kaufman, F. Rate constant of the $\text{OH} + \text{HO}_2$ reaction from 252 to 420 K. *J. Phys. Chem.* **1984**, *88*, 1281-1282, doi:10.1021/j150651a006.
- (15) Temps, F.; Wagner, H. G. Investigation of the reaction $\text{OH} + \text{HO}_2 \rightarrow \text{H}_2\text{O} + \text{O}_2$ with the aid of a laser magnetic spectrometer. *Ber. Bunsenges. Phys. Chem.* **1982**, *86*, 119-125.
- (16) Thrush, B. A.; Wilkinson, J. P. T. The rate of reaction of HO_2 radicals with HO and with NO . *Chem. Phys. Lett.* **1981**, *81*, 1-3.

B11. $\text{OH} + \text{H}_2\text{O}_2$. The rate coefficient for this reaction shows non-Arrhenius behavior between 96 and 1250 K with a minimum value near room temperature. Data from a number of studies are in relatively good agreement between 300 and 500 K after normalization to account for the H_2O_2 UV absorption cross section recommendation in this evaluation. Hippler and Troe¹ analyzed data for this reaction at temperatures up to 1250 K. The studies of Keyser² (245–423 K), Sridharan et al.⁷ (250–459 K), Wine et al.¹¹ (273–410 K), Kurylo et al.³ (250–370 K), Lamb et al.⁴ (241–413 K), and Vaghjiani et al.⁹ (273–410 K) show that the reaction displays a small positive temperature dependence ($E/R = \sim 160$ K) over the 300–500 K range. Measurements at room temperature by Marinelli and Johnston,⁵ Riffault et al.,⁶ Turnipseed et al.,⁸ and Vakhtin et al.¹⁰ agree with the other studies. A value of $1.8 \times 10^{-12} \text{ cm}^3 \text{ molecule}^{-1} \text{ s}^{-1}$ is obtained by averaging the room temperature data. Lamb et al. and Vaghjiani report that k increases slightly with decreasing temperature for temperatures below 300 K while other studies show a slight positive temperature dependence. Vakhtin et al. used a pulsed Laval nozzle technique to study the reaction at very low temperatures (96–165 K) and report a significant increase in k with decreasing temperature. They suggest that the reaction mechanism includes the formation of a hydrogen-bonded complex. The recommendation is a temperature independent value of $1.8 \times 10^{-12} \text{ cm}^3 \text{ molecule}^{-1} \text{ s}^{-1}$ with $f(298 \text{ K}) = 1.15$ and $g = 45$ over the temperature range of 200–300 K.

(Table: 06-2, Note: 10-6, Evaluated: 10-6) [Back to Table](#)

- (1) Hippler, H.; Troe, J. Rate constants of the reaction $\text{HO} + \text{H}_2\text{O}_2 \rightarrow \text{HO}_2 + \text{H}_2\text{O}$ at $T \geq 1000$ K. *Chem. Phys. Lett.* **1992**, *192*, 333-337.
- (2) Keyser, L. F. Absolute rate constant of the reaction $\text{OH} + \text{H}_2\text{O}_2 \rightarrow \text{HO}_2 + \text{H}_2\text{O}$ from 245 to 423 K. *J. Phys. Chem.* **1980**, *84*, 1659-1663.
- (3) Kurylo, M. J.; Murphy, J. L.; Haller, G. S.; Cornett, K. D. A flash photolysis resonance fluorescence investigation of the reaction $\text{OH} + \text{H}_2\text{O}_2 \rightarrow \text{HO}_2 + \text{H}_2\text{O}$. *Int. J. Chem. Kinet.* **1982**, *14*, 1149-1161.
- (4) Lamb, J. J.; Molina, L. T.; Smith, C. A.; Molina, M. J. Rate constant of the $\text{OH} + \text{H}_2\text{O}_2 \rightarrow \text{HO}_2 + \text{H}_2\text{O}$ reaction. *J. Phys. Chem.* **1983**, *87*, 4467-4470, doi:10.1021/j100245a028.
- (5) Marinelli, W. J.; Johnston, H. S. Reaction rates of hydroxyl radical with nitric acid and with hydrogen peroxide. *J. Chem. Phys.* **1982**, *77*, 1225-1234.
- (6) Riffault, V.; Gierczak, T.; Burkholder, J. B.; Ravishankara, A. R. Quantum yields for OH production in the photodissociation of HNO_3 at 248 and 308 nm and H_2O_2 at 308 and 320 nm. *Phys. Chem. Chem. Phys.* **2006**, *8*, 1079-1085, doi:10.1039/b513760h.
- (7) Sridharan, U. C.; Reimann, B.; Kaufman, F. Kinetics of the reaction $\text{OH} + \text{H}_2\text{O}_2 \rightarrow \text{HO}_2 + \text{H}_2\text{O}$. *J. Chem. Phys.* **1980**, *73*, 1286-1293, doi:10.1063/1.440240.

- (8) Turnipseed, A. A.; Vaghjiani, G. L.; Gierczak, T.; Thompson, J. E.; Ravishankara, A. R. The photochemistry of ozone at 193 and 222 nm. *J. Chem. Phys.* **1991**, *95*, 3244-3251.
- (9) Vaghjiani, G. L.; Ravishankara, A. R.; Cohen, N. Reactions of OH and OD with H₂O₂ and D₂O₂. *J. Phys. Chem.* **1989**, *93*, 7833-7837.
- (10) Vakhtin, A. B.; McCabe, D. C.; Ravishankara, A. R.; Leone, S. R. Low-temperature kinetics of the reaction of the OH radical with hydrogen peroxide. *J. Phys. Chem. A* **2003**, *17*, 10642-10647, doi:10.1021/jp030424q.
- (11) Wine, P. H.; Semmes, D. H.; Ravishankara, A. R. A laser flash photolysis kinetics study of the reaction OH + H₂O₂ → HO₂ + H₂O. *J. Chem. Phys.* **1981**, *75*, 4390-4395, doi:10.1063/1.442602.

B12. HO₂ + O₃. The recommended values are based on results of studies over a range of temperatures by DeMore¹ at 231 to 334 K, Zahniser and Howard⁹ at 245 to 365 K, Manzanares et al.⁴ at 298 K, Sinha et al.⁷ at 243 to 413 K, Wang et al.⁸ at 233 to 400 K, and Herndon et al.³ at 200 to 298 K. The data of Simonaitis and Hecklen⁶ and DeMore and Tschuikow-Roux² were not considered. The temperature dependence studies show varying degrees of curvature in the Arrhenius plots, with the *E/R* decreasing at lower temperature. This is especially evident in the low temperature data of Herndon et al. where a number of measures were taken to control potential kinetic complications. The recommended *E/R* and *k*(298 K) values are based on averages of the individual *E/R* and *k*(298 K) values. Furthermore, only data at temperatures less than 298 K were used for the *E/R* determination. Accordingly, the recommendation is not valid for T>298 K. Additional temperature dependence data are needed for this reaction over a larger range to more fully characterize the non-linear behavior of the rate constant. The mechanism of the reaction has been studied using ¹⁸O labeled HO₂ by Sinha et al., who reported that the reaction occurs (75 ± 10)% via H atom transfer at 297 K and by Nelson and Zahniser,⁵ who reported branching ratios for H transfer vs O transfer over the range 226–355 K. They report that the H atom transfer decreases from (94 ± 5)% at (226 ± 11) K to (88 ± 5)% at (355 ± 8) K. (Table: 00-3, Note: 00-3, Evaluated: 10-6) [Back to Table](#)

- (1) DeMore, W. B. Reaction of HO₂ with O₃ and the effect of water vapor on HO₂ kinetics. *J. Phys. Chem.* **1979**, *83*, 1113-1118, doi:10.1021/j100472a001.
- (2) DeMore, W. B.; Tschuikow-Roux, E. Temperature dependence of the reactions of OH and HO₂ with O₃. *J. Phys. Chem.* **1974**, *78*, 1447-1451, doi:10.1021/j100608a001.
- (3) Herndon, S. C.; Villalta, P. W.; Nelson, D. D.; Jayne, J. T.; Zahniser, M. S. Rate constant measurements for the reaction of HO₂ with O₃ from 200 to 300 K using a turbulent flow reactor. *J. Phys. Chem. A* **2001**, *105*, 1583-1591, doi:10.1021/jp002383t.
- (4) Manzanares, E. R.; Suto, M.; Lee, L. C.; Coffey, D. Reaction rate constant of HO₂ + O₃ measured by detecting HO₂ from photofragment fluorescence. *J. Chem. Phys.* **1986**, *85*, 5027-5034, doi:10.1063/1.451692.
- (5) Nelson, D. D., Jr.; Zahniser, M. S. A mechanistic study of the reaction of HO₂ radical with ozone. *J. Phys. Chem.* **1994**, *98*, 2101-2104, doi:10.1021/j100059a020.
- (6) Simonaitis, R.; Hecklen, J. Reaction of HO₂ with O₃. *J. Phys. Chem.* **1973**, *77*, 1932-1935, doi:10.1021/j100635a002.
- (7) Sinha, A.; Lovejoy, E. R.; Howard, C. J. Kinetic study of the reaction of HO₂ with ozone. *J. Chem. Phys.* **1987**, *87*, 2122-2128, doi:10.1063/1.453136.
- (8) Wang, X.; Suto, M.; Lee, L. C. Reaction rate constants of HO₂ + O₃ in the temperature range 233–400 K. *J. Chem. Phys.* **1988**, *88*, 896-899, doi:10.1063/1.454169.
- (9) Zahniser, M. S.; Howard, C. J. Kinetics of the reaction of HO₂ with ozone. *J. Chem. Phys.* **1980**, *73*, 1620-1626, doi:10.1063/1.440343.

B13. HO₂ + HO₂. The overall rate coefficient for this reaction is the sum of a pressure-independent bimolecular component and a pressure-dependent termolecular component. Two separate expressions are given for these rate coefficients. Both components contribute to the overall loss of HO₂ under atmospheric conditions and have negative temperature dependencies. This reaction also has a dependence on H₂O that needs to be included in atmospheric model calculations. Christensen et al.^{2,3} found that kinetic studies that used CH₃OH as an HO₂ radical precursor were possibly complicated by the formation of a weakly bound reactive HO₂-CH₃OH adduct, particularly important at low temperatures. The magnitude of the CH₃OH effect on the measured rate coefficients is dependent on the CH₃OH concentration and temperature in the particular study.

The recommended bimolecular and termolecular expressions for the HO₂ + HO₂ reaction were obtained from a global fit of the rate coefficient data that had negligible complications due to the presence of CH₃OH. The analysis included data obtained at low pressure (<30 Torr) from Thrush and Tyndall^{27,28} (7–20 Torr, 298–358 K), Simonaitis and Hecklen²¹ (5–770 Torr, 296 K), Sander¹⁹ (1 Torr, 298 K), Takacs and Howard^{24,25} (1–7

Torr, 252–391 K), Kurylo et al.¹³ (25–600 Torr, 298 K), and Tang et al.²⁶ (30 Torr, 253–323 K) and data obtained at higher pressure (>30 Torr) from Sander et al.²⁰ (100–700 Torr, 298 K), Simonaitis and Heicklen,²¹ Kurylo et al.,¹³ Christensen³ (100 Torr, 222–295 K), Kircher and Sander¹² (100–700 Torr, 230–420 K) (only data above 298 K were used in the analysis), and Maricq and Szente¹⁶ (200 Torr, 210–365 K). The rate coefficient data obtained using transient UV absorption detection of HO₂^{12,13,16,20,21} were scaled to the currently recommended HO₂ absorption cross sections. Rate coefficient studies of Kurylo et al., Sander et al.,²⁰ and Kircher and Sander found little difference in the measured rate coefficient when N₂ or O₂ was used as the bath gas. The recommended termolecular expression applies to M = air. The experimental data is reproduced to within ±20% using the recommended parameters. The rate coefficient data reported by Maricq and Szente are systematically 20% higher than the current recommendation. Systematic discrepancies also exist in the low-temperature rate coefficient data where the results from Christensen et al. are ~25% lower than the current recommendation at 222 K. Hamilton and Lii⁹ and Sander et al.²⁰ have reported the dependence of the rate coefficient on isotopic (H/D) substitution. Lightfoot et al.¹⁴ reported rate coefficients at atmospheric pressure over the temperature range 298–777 K that are in agreement with the recommended value at 298 K. This study indicates an upward curvature in the rate coefficient at temperatures above 500 K. A high temperature (750–1120 K) study by Hippler et al.¹⁰ confirms the strong curvature. The current recommendation does not account for the non-Arrhenius behavior and is valid only for temperatures below 500 K.

Stone and Rowley²² reported rate coefficient data at 760 Torr over the temperature range 236–309 K that were later shown by Christensen et al.² to be systematically overestimated due to the use of very high concentrations of CH₃OH. The Stone and Rowley²² data were not included in the present evaluation. The rate coefficient data and temperature dependence reported by Cox and Burrows⁴ is in general agreement with this recommendation. Data from Rozenshtein et al.¹⁸ are consistent with the low-pressure recommendation but they report no change in the rate coefficient with pressure up to 1 atm. Results reported by Thrush and Wilkinson²⁹ and Dobis and Benson⁶ are inconsistent with the recommendation.

The HO₂ + HO₂ reaction exhibits a dependence on H₂O concentration due to the formation of a weakly bound reactive HO₂•H₂O complex. English et al.⁷ report a bond energy of 6.9 kcal mol⁻¹ for the complex (also see Table 3). There are numerous studies of the rate coefficient H₂O dependence (Hamilton,⁸ Hochanadel et al.,¹¹ Hamilton and Lii,⁹ Cox and Burrows,⁴ DeMore,⁵ Lii et al.,¹⁵ Sander et al.,²⁰ Andersson et al.,¹ Stone and Rowley,²² English et al.,⁷ and Tang et al.²⁶) that are in good agreement. The effective rate coefficient in the presence of H₂O can be obtained by multiplying the recommended rate coefficient by the factor given by Lii et al.¹⁵ and Kircher and Sander:¹² $[1 + 1.4 \times 10^{-21} [\text{H}_2\text{O}] \exp(2200/T)]$.

The major reaction products at 300 K have been identified as H₂O₂ + O₂ by Su et al.,²³ Niki et al.,¹⁷ Sander et al.,²⁰ and Simonaitis and Heicklen.²¹

(Table: 10-6, Note: 10-6, Evaluated: 10-6) [Back to Table](#)

- (1) Andersson, B. Y.; Cox, R. A.; Jenkin, M. E. The effect of methanol on the self reaction of HO₂ radicals. *Int. J. Chem. Kinet.* **1988**, *20*, 283-295.
- (2) Christensen, L. E.; Okumura, M.; Hansen, J. C.; Sander, S. P.; Francisco, J. S. Experimental and ab initio study of the HO₂•CH₃OH complex: Thermodynamics and kinetics of formation. *J. Phys. Chem. A* **2006**, *110*, 6948-6959, doi:10.1021/jp056579a.
- (3) Christensen, L. E.; Okumura, M.; Sander, S. P.; Salawitch, R. J.; Toon, G. C.; Sen, B.; Blavier, J.-F.; Jucks, K. W. Kinetics of HO₂ + HO₂ → H₂O₂ + O₂: Implications for stratospheric H₂O₂. *Geophys. Res. Lett.* **2002**, *29*, 1299, doi:1029/2001GL014525.
- (4) Cox, R. A.; Burrows, J. P. Kinetics and mechanism of the disproportionation of HO₂ in the gas phase. *J. Phys. Chem.* **1979**, *83*, 2560-2568, doi:10.1021/j100483a002.
- (5) DeMore, W. B. Reaction of HO₂ with O₃ and the effect of water vapor on HO₂ kinetics. *J. Phys. Chem.* **1979**, *83*, 1113-1118, doi:10.1021/j100472a001.
- (6) Dobis, O.; Benson, S. W. Reaction of the ethyl radical with oxygen at millitorr pressures at 243-368 K and a study of the Cl + HO₂, ethyl + HO₂, and HO₂ + HO₂ reactions. *J. Am. Chem. Soc.* **1993**, *115*, 8798-8809, doi:10.1021/ja00072a038.
- (7) English, A. M.; Hansen, J. C.; Szente, J. J.; Maricq, M. M. The effects of water vapor on the CH₃O₂ self-reaction and reaction with HO₂. *J. Phys. Chem. A* **2008**, *112*, 9220-9228, doi:10.1021/jp800727a.
- (8) Hamilton, E. J., Jr. Water vapor dependence of the kinetics of the self-reaction of HO₂ in the gas phase. *J. Chem. Phys.* **1975**, *63*, 3682-3683, doi:10.1063/1.431772.
- (9) Hamilton, E. J., Jr.; Lii, R.-R. The dependence on H₂O and on NH₃ of the kinetics of the self-reaction of HO₂ in the gas-phase formation of HO₂•H₂O and HO₂•NH₃ complexes. *Int. J. Chem. Kinet.* **1977**, *9*, 875-885.

- (10) Hippler, H.; Rahn, R.; Troe, J. Shock wave study of the reaction $\text{HO}_2 + \text{HO}_2 \rightarrow \text{H}_2\text{O}_2 + \text{O}_2$: Confirmation of a rate constant minimum near 700 K. *J. Chem. Phys.* **1990**, *93*, 1755-1760.
- (11) Hochanadel, C. J.; Ghormley, J. A.; Ogren, P. J. Absorption spectrum and reaction kinetics of the HO_2 radical in the gas phase. *J. Chem. Phys.* **1972**, *56*, 4426-4432, doi:10.1063/1.1677885.
- (12) Kircher, C. C.; Sander, S. P. Kinetics and mechanism of HO_2 and DO_2 disproportionations. *J. Phys. Chem.* **1984**, *88*, 2082-2091, doi:10.1021/j150654a029.
- (13) Kurylo, M. J.; Ouellette, P. A.; Laufer, A. H. Measurements of the pressure dependence of the HO_2 radical self-disproportionation reaction at 298 K. *J. Phys. Chem.* **1986**, *90*, 437-440, doi:10.1021/j100275a017.
- (14) Lightfoot, P. D.; Veyret, B.; Lesclaux, R. The rate constant for the $\text{HO}_2 + \text{HO}_2$ reaction at elevated temperatures. *Chem. Phys. Lett.* **1988**, *150*, 120-126.
- (15) Lii, R.-R.; Sauer, M. C., Jr.; Gordon, S. Temperature dependence of the gas-phase self-reaction of HO_2 in the presence of H_2O . *J. Phys. Chem.* **1981**, *85*, 2833-2834, doi:10.1021/j150619a027.
- (16) Maricq, M. M.; Szente, J. J. A kinetic study of the reaction between ethylperoxy radicals and HO_2 . *J. Phys. Chem.* **1994**, *98*, 2078-2082, doi:10.1021/j100059a016.
- (17) Niki, H.; Maker, P. D.; Savage, C. M.; Breitenbach, L. P. An FTIR study of the mechanism for the gas phase reaction between HO_2 radicals. *Chem. Phys. Lett.* **1980**, *73*, 43-46.
- (18) Rozenshtein, V. B.; Gershenzon, Y. M.; Il'in, S. D.; Kishkovitch, O. P. Reactions of HO_2 with NO, OH and HO_2 studied by EPR/LMR spectroscopy. *Chem. Phys. Lett.* **1984**, *112*, 473-478.
- (19) Sander, S. P. Low-pressure study of the $\text{HO}_2 + \text{HO}_2$ reaction at 298 K. *J. Phys. Chem.* **1984**, *88*, 6018-6021, doi:10.1021/j150668a055.
- (20) Sander, S. P.; Peterson, M.; Watson, R. T.; Patrick, R. Kinetics studies of the $\text{HO}_2 + \text{HO}_2$ and $\text{DO}_2 + \text{DO}_2$ reactions at 298 K. *J. Phys. Chem.* **1982**, *86*, 1236-1240, doi:10.1021/j100397a002.
- (21) Simonaitis, R.; Heicklen, J. A kinetic study of the $\text{HO}_2 + \text{HO}_2$ reaction. *J. Phys. Chem.* **1982**, *86*, 3416-3418, doi:10.1021/j100214a030.
- (22) Stone, D.; Rowley, D. M. Kinetics of the gas phase HO_2 self-reaction: Effects of temperature, pressure, water and methanol vapours. *Phys. Chem. Chem. Phys.* **2005**, *7*, 2156-2163, doi:10.1039/b502673c.
- (23) Su, F.; Calvert, J. G.; Lindley, C. R.; Uselman, W. M.; Shaw, J. H. A Fourier transform infrared kinetic study of HOCl and its absolute integrated infrared band intensities. *J. Phys. Chem.* **1979**, *83*, 912-920, doi:10.1021/j100471a006.
- (24) Takacs, G. A.; Howard, C. J. Room-temperature rate constant for the $\text{HO}_2 + \text{HO}_2$ reaction at low pressures. *J. Phys. Chem.* **1984**, *88*, 2110-2116, doi:10.1021/j150654a033.
- (25) Takacs, G. A.; Howard, C. J. Temperature dependence of the reaction $\text{HO}_2 + \text{HO}_2$ at low pressures. *J. Phys. Chem.* **1986**, *90*, 687-690, doi:10.1021/j100276a041.
- (26) Tang, Y.; Tyndall, G. S.; Orlando, J. J. Spectroscopic and kinetic properties of HO_2 radicals and the enhancement of the HO_2 self reaction by CH_3OH and H_2O . *J. Phys. Chem. A* **2010**, *114*, 369-378, doi:10.1021/jp905279b.
- (27) Thrush, B. A.; Tyndall, G. S. The rate of reaction between HO_2 radicals at low pressures. *Chem. Phys. Lett.* **1982**, *92*, 232-235.
- (28) Thrush, B. A.; Tyndall, G. S. Reactions of HO_2 studied by flash photolysis with diode-laser spectroscopy. *J. Chem. Soc. Faraday Trans. 2* **1982**, *78*, 1469-1475.
- (29) Thrush, B. A.; Wilkinson, J. P. T. Pressure dependence of the rate of reaction between HO_2 radicals. *Chem. Phys. Lett.* **1979**, *66*, 441-443.

B14. $\text{HO}_2 + \text{HO}_2\text{-H}_2\text{O}$. The enhancement of the $\text{HO}_2 + \text{HO}_2$ reaction in the presence of H_2O vapor has been ascribed to the formation of a $\text{HO}_2\text{-H}_2\text{O}$ complex and the higher reactivity of the complex over that of HO_2 . The recommendation is based upon the studies of Kanno et al.^{1,2} who analyzed the enhancement of HO_2 decays in the presence of H_2O . Enhancement factors were obtained at 298, 325, and 350 K and a total pressure of 50 Torr N_2 . A pressure dependence of the rate coefficient has not been measured and a pressure independent value is recommended.

(Table: 10-6, Note: 10-6, Evaluated: 10-6) [Back to Table](#)

- (1) Kanno, N.; Tonokura, K.; Koshi, M. Equilibrium constant of the $\text{HO}_2\text{-H}_2\text{O}$ complex formation and kinetics of $\text{HO}_2 + \text{HO}_2\text{-H}_2\text{O}$: Implications for tropospheric chemistry. *J. Geophys. Res.* **2006**, *111*, D20312, doi:10.1029/2005JD006805.
- (2) Kanno, N.; Tonokura, K.; Tezaki, A.; Koshi, M. Water dependence of the HO_2 self reaction: Kinetics of the $\text{HO}_2\text{-H}_2\text{O}$ complex. *J. Phys. Chem. A* **2005**, *109*, 3153-3158, doi:10.1021/jp044592+.

BLANK PAGE

1.7.3 Bibliography – HO_x Reactions

- Albers, E. A.; Hoyermann, K.; Wagner, H. G.; Wolfrum, J. Absolute measurements of rate coefficients for the reactions of H and O atoms with H₂O₂ and H₂O. *Proc. Combust. Inst.* **1971**, *13*, 81-88.
- Anderson, J. G.; Kaufman, F. Kinetics of the reaction OH ($v=0$) + O₃ → HO₂ + O₂. *Chem. Phys. Lett.* **1973**, *19*, 483-486.
- Andersson, B. Y.; Cox, R. A.; Jenkin, M. E. The effect of methanol on the self reaction of HO₂ radicals. *Int. J. Chem. Kinet.* **1988**, *20*, 283-295.
- Atkinson, R.; Hansen, D. A.; Pitts, J. N., Jr. Rate constants for the reaction of OH radicals with CHF₂Cl, CF₂Cl₂, CFCI₃, and H₂ over the temperature range 297-434 °K. *J. Chem. Phys.* **1975**, *63*, 1703-1706.
- Bahng, M.-K.; Macdonald, R. G. Determination of the rate constant for the OH(X²Π) + OH(X²Π) → O(³P) + H₂O reaction over the temperature range 293-373 K. *J. Phys. Chem. A* **2007**, *111*, 3850-3861, doi:10.1021/jp066359c.
- Bedjanian, Y.; Le Bras, G.; Poulet, G. Kinetic study of OH + OH and OD + OD reactions. *J. Phys. Chem.* **1999**, *103*, 7017-7025.
- Brune, W. H.; Schwab, J. J.; Anderson, J. G. Laser magnetic resonance, resonance fluorescence, and resonance absorption studies of the reaction kinetics of O + OH → H + O₂, O + HO₂ → OH + O₂, N + OH → H + NO, and N + HO₂ → products at 300 K between 1 and 5 torr. *J. Phys. Chem.* **1983**, *87*, 4503-4514.
- Burrows, J. P.; Cliff, D. I.; Harris, G. W.; Thrush, B. A.; Wilkinson, J. P. T. Atmospheric reactions of the HO₂ radical studied by laser magnetic-resonance spectroscopy. *Proc. Roy. Soc. Lond. A.* **1979**, *368*, 463-481.
- Burrows, J. P.; Cox, R. A.; Derwent, R. G. Modulated photolysis of the ozone-water vapour system: Kinetics of the reaction of OH with HO₂. *J. Photochem.* **1981**, *16*, 147-168.
- Burrows, J. P.; Harris, G. W.; Thrush, B. A. Rates of reaction of HO₂ with HO and O studied by laser magnetic resonance. *Nature* **1977**, *267*, 233-234.
- Christensen, L. E.; Okumura, M.; Sander, S. P.; Francisco, J. S. Experimental and ab initio study of the HO₂•CH₃OH complex: Thermodynamics and kinetics of formation. *J. Phys. Chem. A* **2006**, *110*, 6948-6959, doi:10.1021/jp056579a.
- Christensen, L. E.; Okumura, M.; Sander, S. P.; Salawitch, R. J.; Toon, G. C.; Sen, B.; Blavier, J.-F.; Jucks, K. W. Kinetics of HO₂ + HO₂ → H₂O₂ + O₂: Implications for stratospheric H₂O₂. *Geophys. Res. Lett.* **2002**, *29*, 1299, doi:1029/2001GL014525.
- Clyne, M. A. A.; Down, S. Kinetic behaviour of OH X²Π and A²Σ⁺ using molecular resonance fluorescence spectrometry. *J. Chem. Soc. Faraday Trans. 2* **1974**, *70*, 253-266.
- Clyne, M. A. A.; Monkhouse, P. Atomic resonance fluorescence for rate constants of rapid bimolecular reactions Part 5-Hydrogen atom reactions; H + NO₂ and H + O₃. *J. Chem. Soc. Faraday Trans. 2* **1977**, *73*, 298-309.
- Cox, R. A.; Burrows, J. P. Kinetics and mechanism of the disproportionation of HO₂ in the gas phase. *J. Phys. Chem.* **1979**, *83*, 2560-2568, doi:10.1021/j100483a002.
- Cox, R. A.; Burrows, J. P.; Wallington, T. J. Rate coefficient for the reaction OH + HO₂ → H₂O + O₂ at 1 atmosphere pressure and 308 K. *Chem. Phys. Lett.* **1981**, *84*, 217-221.
- Davis, D. D.; Wong, W.; Schiff, R. A dye laser flash photolysis kinetics study of the reaction of ground-state atomic oxygen with hydrogen peroxide. *J. Phys. Chem.* **1974**, *78*, 463-464, doi:10.1021/j100597a033.
- DeMore, W. B. Reaction of HO₂ with O₃ and the effect of water vapor on HO₂ kinetics. *J. Phys. Chem.* **1979**, *83*, 1113-1118, doi:10.1021/j100472a001.
- DeMore, W. B. Rate constant and possible pressure dependence of the reaction OH + HO₂. *J. Phys. Chem.* **1982**, *86*, 121-126, doi:10.1021/j100390a025.
- DeMore, W. B.; Tschuikow-Roux, E. Temperature dependence of the reactions of OH and HO₂ with O₃. *J. Phys. Chem.* **1974**, *78*, 1447-1451, doi:10.1021/j100608a001.
- Dobis, O.; Benson, S. W. Reaction of the ethyl radical with oxygen at millitorr pressures at 243-368 K and a study of the Cl + HO₂, ethyl + HO₂, and HO₂ + HO₂ reactions. *J. Am. Chem. Soc.* **1993**, *115*, 8798-8809, doi:10.1021/ja00072a038.
- Dodonov, A. F.; Zelenov, V. V.; Kukui, A. S.; Ponomarev, E. A.; Tal'Roze, V. L. Mass spectrometric investigation of elementary gas phase reactions passing in the H + O₃ + O₂ system-Channels of H + O₃ → OH(v) + O₂, H + O₂ → HO₂ + O reactions. *Khim. Fiz.* **1985**, *4*, 1335-1343.
- Dransfeld, P.; Wagner, H. G. Comparative study of the reactions of ¹⁶OH with H¹⁶O₂. *Z. Naturforsch.* **1987**, *42a*, 471-476.
- Ehhalt, D. H.; Davidson, J. A.; Cantrell, C. A.; Friedman, I.; Tyler, S. The kinetic isotope effect in the reaction of H₂ with OH. *J. Geophys. Res.* **1989**, *94*, 9831-9836.
- English, A. M.; Hansen, J. C.; Szente, J. J.; Maricq, M. M. The effects of water vapor on the CH₃O₂ self-reaction and reaction with HO₂. *J. Phys. Chem. A* **2008**, *112*, 9220-9228, doi:10.1021/jp800727a.

- Farquharson, G. K.; Smith, R. H. Rate constants for the gaseous reactions $\text{OH} + \text{C}_2\text{H}_4$ and $\text{OH} + \text{OH}$. *Aust. J. Chem.* **1980**, *33*, 1425-1435.
- Finlayson-Pitts, B. J.; Kleindienst, T. E. The reaction of hydrogen atoms with ozone: Evidence for a second reaction path producing HO_2 and $\text{O}(^3\text{P})$. *J. Chem. Phys.* **1979**, *70*, 4804-4806, doi:10.1063/1.437271.
- Finlayson-Pitts, B. J.; Kleindienst, T. E.; Ezell, J. J.; Toohey, D. W. The production of $\text{O}(^3\text{P})$ and ground state OH in the reaction of hydrogen atoms with ozone. *J. Chem. Phys.* **1981**, *74*, 4533-4543, doi:10.1063/1.441642.
- Force, A. P.; Wiesenfeld, J. R. Laser photolysis of O_3/H_2 mixtures: The yield of the $\text{H} + \text{O}_3 \rightarrow \text{HO}_2 + \text{O}$ reaction. *J. Chem. Phys.* **1981**, *74*, 1718-1723, doi:10.1063/1.441260.
- Greiner, N. R. Hydroxyl radical kinetics by kinetic spectroscopy. V. Reaction with H_2 and CO in the range 300-500°K. *J. Chem. Phys.* **1969**, *51*, 5049-5051, doi:10.1063/1.1671902.
- Hack, W.; Preuss, A. W.; Temps, F.; Wagner, H. G. Reaction of $\text{O} + \text{HO}_2 \rightarrow \text{OH} + \text{O}_2$ studied with a LMR-ESR spectrometer. *Ber. Bunsenges. Phys. Chem.* **1979**, *83*, 1275-1279.
- Hack, W.; Preuss, A. W.; Wagner, H. G.; Hoyermann, K. Reactions of hydrogen atoms with hydroperoxyl radicals 2. Determination of the rate constant of the overall reaction. *Ber. Bunsenges. Phys. Chem.* **1979**, *83*, 212-217.
- Hack, W.; Wagner, H. G.; Hoyermann, K. Reactions of hydrogen atoms with hydroperoxyl radicals .1. Determination of specific rate constants of reaction channels. *Ber. Bunsenges. Phys. Chem.* **1978**, *82*, 713-719.
- Hamilton, E. J., Jr. Water vapor dependence of the kinetics of the self-reaction of HO_2 in the gas phase. *J. Chem. Phys.* **1975**, *63*, 3682-3683, doi:10.1063/1.431772.
- Hamilton, E. J., Jr.; Lii, R.-R. The dependence on H_2O and on NH_3 of the kinetics of the self-reaction of HO_2 in the gas-phase formation of $\text{HO}_2\cdot\text{H}_2\text{O}$ and $\text{HO}_2\cdot\text{NH}_3$ complexes. *Int. J. Chem. Kinet.* **1977**, *9*, 875-885.
- Harding, L. B.; Wagner, A. F. Theoretical study of the reaction rates of $\text{OH} + \text{OH} \leftrightarrow \text{H}_2\text{O} + \text{O}$. *Proc. Combust. Inst.* **1988**, *22*, 983-989.
- Herndon, S. C.; Villalta, P. W.; Nelson, D. D.; Jayne, J. T.; Zahniser, M. S. Rate constant measurements for the reaction of HO_2 with O_3 from 200 to 300 K using a turbulent flow reactor. *J. Phys. Chem. A* **2001**, *105*, 1583-1591, doi:10.1021/jp002383t.
- Hippler, H.; Rahn, R.; Troe, J. Shock wave study of the reaction $\text{HO}_2 + \text{HO}_2 \rightarrow \text{H}_2\text{O}_2 + \text{O}_2$: Confirmation of a rate constant minimum near 700 K. *J. Chem. Phys.* **1990**, *93*, 1755-1760.
- Hippler, H.; Troe, J. Rate constants of the reaction $\text{HO} + \text{H}_2\text{O}_2 \rightarrow \text{HO}_2 + \text{H}_2\text{O}$ at $T \geq 1000$ K. *Chem. Phys. Lett.* **1992**, *192*, 333-337.
- Hislop, J. R.; Wayne, R. P. Production of $\text{O}_2(^1\Sigma_g^+)$ in the $\text{H} + \text{O}_2$ system. *J. Chem. Soc. Faraday Trans. 2* **1977**, *73*, 506-516.
- Hochanadel, C. J.; Ghormley, J. A.; Ogren, P. J. Absorption spectrum and reaction kinetics of the HO_2 radical in the gas phase. *J. Chem. Phys.* **1972**, *56*, 4426-4432, doi:10.1063/1.1677885.
- Hochanadel, C. J.; Sworski, T. J.; Ogren, P. J. Rate constants for the reactions of HO_2 with OH and with HO_2 . *J. Phys. Chem.* **1980**, *84*, 3274-3277, doi:10.1021/j100461a029.
- Howard, C. J.; Finlayson-Pitts, B. J. Yields of HO_2 in the reaction of hydrogen atoms with ozone. *J. Chem. Phys.* **1980**, *72*, 3842-3843, doi:10.1063/1.439601.
- Howard, M. J.; Smith, I. W. M. Direct rate measurements on the reactions $\text{N} + \text{OH} \rightarrow \text{NO} + \text{H}$ and $\text{O} + \text{OH} \rightarrow \text{O}_2 + \text{H}$ from 250 to 515 K. *J. Chem. Soc. Faraday Trans. 2* **1981**, *77*, 997-1008.
- Kanno, N.; Tonokura, K.; Koshi, M. Equilibrium constant of the $\text{HO}_2\text{-H}_2\text{O}$ complex formation and kinetics of $\text{HO}_2 + \text{HO}_2\text{-H}_2\text{O}$: Implications for tropospheric chemistry. *J. Geophys. Res.* **2006**, *111*, D20312, doi:10.1029/2005JD006805.
- Kanno, N.; Tonokura, K.; Tezaki, A.; Koshi, M. Water dependence of the HO_2 self reaction: Kinetics of the $\text{HO}_2\text{-H}_2\text{O}$ complex. *J. Phys. Chem. A* **2005**, *109*, 3153-3158, doi:10.1021/jp044592+.
- Keyser, L. F. Absolute rate constant and temperature dependence of the reaction between hydrogen (^2S) atoms and ozone. *J. Phys. Chem.* **1979**, *83*, 645-648, doi:10.1021/j100469a001.
- Keyser, L. F. Absolute rate constant of the reaction $\text{OH} + \text{H}_2\text{O}_2 \rightarrow \text{HO}_2 + \text{H}_2\text{O}$ from 245 to 423 K. *J. Phys. Chem.* **1980**, *84*, 1659-1663.
- Keyser, L. F. Absolute rate constant of the reaction $\text{OH} + \text{HO}_2 \rightarrow \text{H}_2\text{O} + \text{O}_2$. *J. Phys. Chem.* **1981**, *85*, 3667-3673.
- Keyser, L. F. Kinetics of the reaction $\text{O} + \text{HO}_2 \rightarrow \text{OH} + \text{O}_2$ from 229 to 372 K. *J. Phys. Chem.* **1982**, *86*, 3439-3446.
- Keyser, L. F. Relative rate constants for the reactions of atomic oxygen with HO_2 and OH radicals. *J. Phys. Chem.* **1983**, *87*, 837-841.
- Keyser, L. F. Absolute rate constant and branching fractions for the $\text{H} + \text{HO}_2$ reaction from 245 to 300 K. *J. Phys. Chem.* **1986**, *90*, 2994-3003.
- Keyser, L. F. Kinetics of the reaction $\text{OH} + \text{HO}_2 \rightarrow \text{H}_2\text{O} + \text{O}_2$ from 254 to 382 K. *J. Phys. Chem.* **1988**, *92*, 1193-1200.
- Keyser, L. F.; Choo, K. Y.; Leu, M. T. Yields of $\text{O}_2(b^1\Sigma_g^+)$ from reactions of HO_2 . *Int. J. Chem. Kinet.* **1985**, *17*, 1169-1185.

- Kircher, C. C.; Sander, S. P. Kinetics and mechanism of HO₂ and DO₂ disproportionations. *J. Phys. Chem.* **1984**, *88*, 2082-2091, doi:10.1021/j150654a029.
- Kulcke, A.; Blackman, B.; Chapman, W. B.; Kim, I. K.; Nesbitt, D. J. Time-resolved O₃ chemical chain reaction kinetics via high-resolution IR laser absorption methods. *J. Phys. Chem. A* **1998**, *102*, 1965-1972.
- Kurylo, M. J. Kinetics of the reactions OH($\nu=0$) + NH₃ → H₂O + NH₂ and OH($\nu=0$) + O₃ → HO₂ + O₂ at 298°K. *Chem. Phys. Lett.* **1973**, *23*, 467-471.
- Kurylo, M. J.; Klais, O.; Laufer, A. H. Mechanistic investigation of the HO + HO₂ reaction. *J. Phys. Chem.* **1981**, *85*, 3674-3678, doi:10.1021/j150624a029.
- Kurylo, M. J.; Murphy, J. L.; Haller, G. S.; Cornett, K. D. A flash photolysis resonance fluorescence investigation of the reaction OH + H₂O₂ → HO₂ + H₂O. *Int. J. Chem. Kinet.* **1982**, *14*, 1149-1161.
- Kurylo, M. J.; Ouellette, P. A.; Laufer, A. H. Measurements of the pressure dependence of the HO₂ radical self-disproportionation reaction at 298 K. *J. Phys. Chem.* **1986**, *90*, 437-440, doi:10.1021/j100275a017.
- Lamb, J. J.; Molina, L. T.; Smith, C. A.; Molina, M. J. Rate constant of the OH + H₂O₂ → HO₂ + H₂O reaction. *J. Phys. Chem.* **1983**, *87*, 4467-4470, doi:10.1021/j100245a028.
- Lee, J. H.; Michael, J. V.; Payne, W. A.; Stief, L. J. Absolute rate of the reaction of hydrogen atoms with ozone from 219-360 K. *J. Chem. Phys.* **1978**, *69*, 350-353, doi:10.1063/1.436360.
- Lewis, R. S.; Watson, R. T. Temperature dependence of the reaction O(³P) + OH(²Π) → O₂ + H. *J. Phys. Chem.* **1980**, *84*, 3495-3503, doi:10.1021/j100463a002.
- Lightfoot, P. D.; Veyret, B.; Lesclaux, R. The rate constant for the HO₂ + HO₂ reaction at elevated temperatures. *Chem. Phys. Lett.* **1988**, *150*, 120-126.
- Lii, R.-R.; Gorse, R. A., Jr.; Sauer, M. C., Jr.; Gordon, S. Rate constant for the reaction of OH with HO₂. *J. Phys. Chem.* **1980**, *84*, 819-821, doi:10.1021/j100445a003.
- Lii, R.-R.; Sauer, M. C., Jr.; Gordon, S. Rate constant of the reaction of O(³P) with HO₂. *J. Phys. Chem.* **1980**, *84*, 817-819, doi:10.1021/j100445a002.
- Lii, R.-R.; Sauer, M. C., Jr.; Gordon, S. Temperature dependence of the gas-phase self-reaction of HO₂ in the presence of H₂O. *J. Phys. Chem.* **1981**, *85*, 2833-2834, doi:10.1021/j150619a027.
- Manzanares, E. R.; Suto, M.; Lee, L. C.; Coffey, D. Reaction rate constant of HO₂ + O₃ measured by detecting HO₂ from photofragment fluorescence. *J. Chem. Phys.* **1986**, *85*, 5027-5034, doi:10.1063/1.451692.
- Maricq, M. M.; Sente, J. J. A kinetic study of the reaction between ethylperoxy radicals and HO₂. *J. Phys. Chem.* **1994**, *98*, 2078-2082, doi:10.1021/j100059a016.
- Marinelli, W. J.; Johnston, H. S. Reaction rates of hydroxyl radical with nitric acid and with hydrogen peroxide. *J. Chem. Phys.* **1982**, *77*, 1225-1234.
- McKenzie, A.; Mulcahy, M. F. R.; Steven, J. R. Kinetics of decay of hydroxyl radicals at low pressure. *J. Chem. Phys.* **1973**, *59*, 3244-3254, doi:10.1063/1.1680466.
- Michelangeli, D. V.; Choo, K.-Y.; Leu, M.-T. Yields of O₂(¹Σ_g⁺) and O₂(¹Δ_g) in the H + O₂ reaction system, and the quenching of O₂(¹Σ_g⁺) by atomic hydrogen. *Int. J. Chem. Kinet.* **1988**, *20*, 915-938.
- Nelson, D. D., Jr.; Zahniser, M. S. A mechanistic study of the reaction of HO₂ radical with ozone. *J. Phys. Chem.* **1994**, *98*, 2101-2104, doi:10.1021/j100059a020.
- Nicovich, J. M.; Wine, P. H. Temperature dependence of the O + HO₂ rate coefficient. *J. Phys. Chem.* **1987**, *91*, 5118-5123, doi:10.1021/j100303a049.
- Niki, H.; Maker, P. D.; Savage, C. M.; Breitenbach, L. P. An FTIR study of the mechanism for the gas phase reaction between HO₂ radicals. *Chem. Phys. Lett.* **1980**, *73*, 43-46.
- Nizkorodov, S. A.; Harper, W. W.; Blackmon, B. W.; Nesbitt, D. J. Temperature dependent kinetics of the OH/HO₂/O₃ chain reaction by time-resolved IR laser absorption spectroscopy. *J. Phys. Chem. A* **2000**, *104*, 3964-3973, doi:10.1021/jp9934984.
- Orkin, V. L.; Kozlov, S. N.; Poskrebyshev, G. A.; Huie, R. E.; Kurylo, M. J. Rate constant for the reaction of OH with H₂ between 200 and 480 K. *J. Phys. Chem. A* **2006**, *110*, 6978-6985, doi:10.1021/jp057035b.
- Overend, R. P.; Paraskevopoulos, G.; Cvetanovic, R. J. Rates of OH radical reactions. I. Reactions with H₂, CH₄, C₂H₆, and C₃H₈ at 295 K. *Can. J. Phys.* **1975**, *53*, 3374-3382.
- Ravishankara, A. R.; Nicovich, J. M.; Thompson, R. L.; Tully, F. P. Kinetic study of the reaction of OH with H₂ and D₂ from 250 to 1050 K. *J. Phys. Chem.* **1981**, *85*, 2498-2503, doi:10.1021/j150617a018.
- Ravishankara, A. R.; Wine, P. H.; Langford, A. O. Absolute rate constant for the reaction OH($\nu=0$) + O₃ → HO₂ + O₂ over the temperature range 238-357°K. *J. Chem. Phys.* **1979**, *70*, 984-989, doi:10.1063/1.437488.
- Ravishankara, A. R.; Wine, P. H.; Nicovich, J. M. Pulsed laser photolysis study of the reaction between O(³P) and HO₂. *J. Chem. Phys.* **1983**, *78*, 6629-6639.
- Riffault, V.; Gierczak, T.; Burkholder, J. B.; Ravishankara, A. R. Quantum yields for OH production in the photodissociation of HNO₃ at 248 and 308 nm and H₂O₂ at 308 and 320 nm. *Phys. Chem. Chem. Phys.* **2006**, *8*, 1079-1085, doi:10.1039/b513760h.
- Robertson, R.; Smith, G. P. Temperature dependence of O + OH at 136-377 K using ozone photolysis. *J. Phys. Chem. A* **2006**, *110*, 6673-6679, doi:10.1021/jp055863z.

- Robertson, R. G.; Smith, G. P. Photolytic measurement of the O + OH rate constant at 295 K. *Chem. Phys. Lett.* **2002**, *358*, 157-162.
- Roscoe, J. M. The reaction of O(³P) with H₂O₂. *Int. J. Chem. Kinet.* **1982**, *14*, 471-478.
- Rozenshtein, V. B.; Gershenzon, Y. M.; Il'in, S. D.; Kishkovitch, O. P. Reactions of HO₂ with NO, OH and HO₂ studied by EPR/LMR spectroscopy. *Chem. Phys. Lett.* **1984**, *112*, 473-478.
- Sander, S. P. Low-pressure study of the HO₂ + HO₂ reaction at 298 K. *J. Phys. Chem.* **1984**, *88*, 6018-6021, doi:10.1021/j150668a055.
- Sander, S. P.; Peterson, M.; Watson, R. T.; Patrick, R. Kinetics studies of the HO₂ + HO₂ and DO₂ + DO₂ reactions at 298 K. *J. Phys. Chem.* **1982**, *86*, 1236-1240, doi:10.1021/j100397a002.
- Schwab, J. J.; Brune, W. H.; Anderson, J. G. Kinetics and mechanism of the OH + HO₂ reaction. *J. Phys. Chem.* **1989**, *93*, 1030-1035, doi:10.1021/j100340a005.
- Seeley, J. V.; Jayne, J. T.; Molina, M. J. High pressure fast-flow technique for gas phase kinetics studies. *Int. J. Chem. Kinet.* **1993**, *25*, 571-594.
- Simonaitis, R.; Heicklen, J. Reaction of HO₂ with O₃. *J. Phys. Chem.* **1973**, *77*, 1932-1935, doi:10.1021/j100635a002.
- Simonaitis, R.; Heicklen, J. A kinetic study of the HO₂ + HO₂ reaction. *J. Phys. Chem.* **1982**, *86*, 3416-3418, doi:10.1021/j100214a030.
- Sinha, A.; Lovejoy, E. R.; Howard, C. J. Kinetic study of the reaction of HO₂ with ozone. *J. Chem. Phys.* **1987**, *87*, 2122-2128, doi:10.1063/1.453136.
- Smith, C. A.; Molina, L. T.; Lamb, J. J.; Molina, M. J. Kinetics of the reaction of OH with pernitric and nitric acids. *Int. J. Chem. Kinet.* **1984**, *16*, 41-55.
- Smith, I. W. M.; Stewart, D. W. A. Low-temperature kinetics of reactions between neutral free radicals Rate constants for the reactions of OH radicals with N atoms (103 ≤ T/K ≤ 294) and with O atoms (158 ≤ T/K ≤ 294). *J. Chem. Soc. Faraday Trans.* **1994**, *90*, 3221-3227.
- Smith, I. W. M.; Zellner, R. Rate measurements of reactions of OH by resonance absorption. *J. Chem. Soc. Faraday Trans. 2* **1974**, *70*, 1045-1056.
- Sridharan, U. C.; Klein, F. S.; Kaufman, F. Detailed course of the O + HO₂ reaction. *J. Chem. Phys.* **1985**, *82*, 592-593, doi:10.1063/1.448973.
- Sridharan, U. C.; Qiu, L. X.; Kaufman, F. Kinetics of the reaction OH + HO₂ → H₂O + O₂ at 296 K. *J. Phys. Chem.* **1981**, *85*, 3361-3363, doi:10.1021/j150623a001.
- Sridharan, U. C.; Qiu, L. X.; Kaufman, F. Kinetics and product channels of the reactions of HO₂ with O and H atoms at 296 K. *J. Phys. Chem.* **1982**, *86*, 4569-4574, doi:10.1021/j100220a023.
- Sridharan, U. C.; Qiu, L. X.; Kaufman, F. Rate constant of the OH + HO₂ reaction from 252 to 420 K. *J. Phys. Chem.* **1984**, *88*, 1281-1282, doi:10.1021/j150651a006.
- Sridharan, U. C.; Reimann, B.; Kaufman, F. Kinetics of the reaction OH + H₂O₂ → HO₂ + H₂O. *J. Chem. Phys.* **1980**, *73*, 1286-1293, doi:10.1063/1.440240.
- Stone, D.; Rowley, D. M. Kinetics of the gas phase HO₂ self-reaction: Effects of temperature, pressure, water and methanol vapours. *Phys. Chem. Chem. Phys.* **2005**, *7*, 2156-2163, doi:10.1039/b502673c.
- Stuhl, F.; Niki, H. Pulsed vacuum-UV photochemical study of reactions of OH with H₂, D₂, and CO using a resonance-fluorescent detection method. *J. Chem. Phys.* **1972**, *57*, 3671-3677, doi:10.1063/1.1678825.
- Su, F.; Calvert, J. G.; Lindley, C. R.; Uselman, W. M.; Shaw, J. H. A Fourier transform infrared kinetic study of HOCl and its absolute integrated infrared band intensities. *J. Phys. Chem.* **1979**, *83*, 912-920, doi:10.1021/j100471a006.
- Takacs, G. A.; Howard, C. J. Room-temperature rate constant for the HO₂ + HO₂ reaction at low pressures. *J. Phys. Chem.* **1984**, *88*, 2110-2116, doi:10.1021/j150654a033.
- Takacs, G. A.; Howard, C. J. Temperature dependence of the reaction HO₂ + HO₂ at low pressures. *J. Phys. Chem.* **1986**, *90*, 687-690, doi:10.1021/j100276a041.
- Talukdar, R. K.; Gierczak, T.; Goldfarb, L.; Rudich, Y.; Madhava Rao, B. S.; Ravishankara, A. R. Kinetics of hydroxyl radical reactions with isotopically labeled hydrogen. *J. Phys. Chem.* **1996**, *100*, 3037-3043.
- Tang, Y.; Tyndall, G. S.; Orlando, J. J. Spectroscopic and kinetic properties of HO₂ radicals and the enhancement of the HO₂ self reaction by CH₃OH and H₂O. *J. Phys. Chem. A* **2010**, *114*, 369-378, doi:10.1021/jp905279b.
- Temps, F.; Wagner, H. G. Investigation of the reaction OH + HO₂ → H₂O + O₂ with the aid of a laser magnetic spectrometer. *Ber. Bunsenges. Phys. Chem.* **1982**, *86*, 119-125.
- Thrush, B. A.; Tyndall, G. S. The rate of reaction between HO₂ radicals at low pressures. *Chem. Phys. Lett.* **1982**, *92*, 232-235.
- Thrush, B. A.; Tyndall, G. S. Reactions of HO₂ studied by flash photolysis with diode-laser spectroscopy. *J. Chem. Soc. Faraday Trans. 2* **1982**, *78*, 1469-1475.
- Thrush, B. A.; Wilkinson, J. P. T. Pressure dependence of the rate of reaction between HO₂ radicals. *Chem. Phys. Lett.* **1979**, *66*, 441-443.

- Thrush, B. A.; Wilkinson, J. P. T. The rate of reaction of HO₂ radicals with HO and with NO. *Chem. Phys. Lett.* **1981**, *81*, 1-3.
- Thrush, B. A.; Wilkinson, J. P. T. The rate of the reaction between H and HO₂. *Chem. Phys. Lett.* **1981**, *84*, 17-19.
- Trainor, D. W.; von Rosenberg, C. W., Jr. Flash photolysis study of the gas phase recombination of hydroxyl radicals. *J. Chem. Phys.* **1974**, *61*, 1010-1015, doi:10.1063/1.1681968.
- Tully, F. P.; Ravishankara, A. R. Flash photolysis-resonance fluorescence kinetic study of the reactions OH + H₂ → H₂O + H and OH + CH₄ → H₂O + CH₃ from 298 to 1020 K. *J. Phys. Chem.* **1980**, *84*, 3126-3130, doi:10.1021/j100460a031.
- Turnipseed, A. A.; Vaghjiani, G. L.; Gierczak, T.; Thompson, J. E.; Ravishankara, A. R. The photochemistry of ozone at 193 and 222 nm. *J. Chem. Phys.* **1991**, *95*, 3244-3251.
- Vaghjiani, G. L.; Ravishankara, A. R.; Cohen, N. Reactions of OH and OD with H₂O₂ and D₂O₂. *J. Phys. Chem.* **1989**, *93*, 7833-7837.
- Vakhtin, A. B.; McCabe, D. C.; Ravishankara, A. R.; Leone, S. R. Low-temperature kinetics of the reaction of the OH radical with hydrogen peroxide. *J. Phys. Chem. A* **2003**, *17*, 10642-10647, doi:10.1021/jp030424q.
- Wagner, G.; Zellner, R. Temperature dependence of the reaction OH + OH → H₂O + O. *Ber. Bunsenges. Phys. Chem.* **1981**, *85*, 1122-1128.
- Wang, X.; Suto, M.; Lee, L. C. Reaction rate constants of HO₂ + O₃ in the temperature range 233—400 K. *J. Chem. Phys.* **1988**, *88*, 896-899, doi:10.1063/1.454169.
- Washida, N.; Akimoto, H.; Okuda, M. Is O₂^{*}(a¹Δ_g) formed in the O + O₂, H + O₂, and NO + O₂ reactions? *Bull. Chem. Soc. Jpn.* **1980**, *53*, 3496-3503.
- Washida, N.; Akimoto, H.; Okuda, M. O₂^{*}(a¹Δ_g) in the reaction of H + O₃. *J. Chem. Phys.* **1980**, *72*, 5781-5783.
- Westenberg, A. A.; deHaas, N. Rate of the reaction OH + OH → H₂O + O. *J. Chem. Phys.* **1973**, *58*, 4066-4071, doi:10.1063/1.1678962.
- Westenberg, A. A.; deHaas, N. Rates of CO + OH and H₂ + OH over an extended temperature range. *J. Chem. Phys.* **1973**, *58*, 4061-4065, doi:10.1063/1.1678961.
- Westenberg, A. A.; deHaas, N.; Roscoe, J. M. Radical reactions in an electron spin resonance cavity homogeneous reactor. *J. Phys. Chem.* **1970**, *74*, 3431-3438, doi:10.1021/j100713a001.
- Wine, P. H.; Nicovich, J. M.; Thompson, R. J.; Ravishankara, A. R. Kinetics of O(³P₁) reactions with H₂O₂ and O₃. *J. Phys. Chem.* **1983**, *87*, 3948-3954.
- Wine, P. H.; Semmes, D. H.; Ravishankara, A. R. A laser flash photolysis kinetics study of the reaction OH + H₂O₂ → HO₂ + H₂O. *J. Chem. Phys.* **1981**, *75*, 4390-4395, doi:10.1063/1.442602.
- Zahniser, M. S.; Howard, C. J. Kinetics of the reaction of HO₂ with ozone. *J. Chem. Phys.* **1980**, *73*, 1620-1626, doi:10.1063/1.440343.
- Zellner, R.; Steinert, W. Vibrational rate enhancement in the reaction OH + H₂(v=1) → H₂O + H. *Chem. Phys. Lett.* **1981**, *81*, 568-572.

1.8 NO_x Reactions

1.8.1 Table 1C: NO_x Reactions

Reaction	Temperature Range of Exp. Data (K) ^a	A-Factor	E/R	k(298 K) ^b	f(298 K) ^c	g	Note
$O + NO \xrightarrow{M} NO_2$		(See Table 2-1)					
$O + NO_2 \rightarrow NO + O_2$	199–2300	5.1×10^{-12}	-210	1.04×10^{-11}	1.1	20	C 1
$O + NO_2 \xrightarrow{M} NO_3$		(See Table 2-1)					
$O + NO_3 \rightarrow O_2 + NO_2$	298–329	1.0×10^{-11}	0	1.0×10^{-11}	1.5	150	C 2
$O + N_2O_5 \rightarrow \text{products}$	223–300			$<3.0 \times 10^{-16}$			C 3
$O + HNO_3 \rightarrow OH + NO_3$	298			$<3.0 \times 10^{-17}$			C 4
$O + HO_2NO_2 \rightarrow \text{products}$	228–297	7.8×10^{-11}	3400	8.6×10^{-16}	3.0	750	C 5
$H + NO_2 \rightarrow OH + NO$	195–2000	4.0×10^{-10}	340	1.3×10^{-10}	1.3	300	C 6
$OH + NO \xrightarrow{M} HONO$		(See Table 2-1)					
$OH + NO_2 \xrightarrow{M} HNO_3$		(See Table 2-1)					
$OH + NO_3 \rightarrow \text{products}$	298			2.2×10^{-11}	1.5		C 7
$OH + HONO \rightarrow H_2O + NO_2$	278–1400	1.8×10^{-11}	390	4.5×10^{-12}	1.5	+200 -500	C 8
$OH + HNO_3 \rightarrow H_2O + NO_3$	218–1100	(See Note)			1.2		C 9
$OH + HO_2NO_2 \rightarrow \text{products}$	218–335	1.3×10^{-12}	-380	4.6×10^{-12}	1.3	+270 -500	C 10
$OH + NH_3 \rightarrow H_2O + NH_2$	228–2360	1.7×10^{-12}	710	1.6×10^{-13}	1.2	200	C 11
$HO_2 + NO \rightarrow NO_2 + OH$	183–1270	3.3×10^{-12}	-270	8.0×10^{-12}	1.15	20	C 12
$NO_2^* + H_2O \rightarrow OH + HONO$		(See Note)					C 13
$HO_2 + NO_2 \xrightarrow{M} HO_2NO_2$		(See Table 2-1)					
$HO_2 + NO_2 \rightarrow HONO + O_2$	220–358	(See Note)					C 14
$HO_2 + NO_3 \rightarrow \text{products}$	263–338			3.5×10^{-12}	1.5		C 15
$HO_2 + NH_2 \rightarrow \text{products}$	298			3.4×10^{-11}	2.0		C 16
$N + O_2 \rightarrow NO + O$	280–1220	1.5×10^{-11}	3600	8.5×10^{-17}	1.25	400	C 17
$N + O_3 \rightarrow NO + O_2$	298			$<2.0 \times 10^{-16}$			C 18

Reaction	Temperature Range of Exp. Data (K) ^a	A-Factor	E/R	k(298 K) ^b	f(298 K) ^c	g	Note
N + NO → N ₂ + O	196–3660	2.1×10 ⁻¹¹	-100	3.0×10 ⁻¹¹	1.3	100	C19
N + NO ₂ → N ₂ O + O	223–700	5.8×10 ⁻¹²	-220	1.2×10 ⁻¹¹	1.5	100	C20
NO + O ₃ → NO ₂ + O ₂	195–443	3.0×10 ⁻¹²	1500	1.9×10 ⁻¹⁴	1.1	200	C21
NO + NO ₃ → 2NO ₂	209–703	1.5×10 ⁻¹¹	-170	2.6×10 ⁻¹¹	1.3	100	C22
NO ₂ + O ₃ → NO ₃ + O ₂	259–362	1.2×10 ⁻¹³	2450	3.2×10 ⁻¹⁷	1.15	150	C23
NO ₂ + NO ₃ → NO + NO ₂ + O ₂	236–538	(See Note)					C24
NO ₂ + NO ₃ \xrightarrow{M} N ₂ O ₅		(See Table 2-1)					
NO ₃ + NO ₃ → 2NO ₂ + O ₂	298–1100	8.5×10 ⁻¹³	2450	2.3×10 ⁻¹⁶	1.5	500	C25
NH ₂ + O ₂ → products	295–2300			<6.0×10 ⁻²¹			C26
NH ₂ + O ₃ → products	248–380	4.3×10 ⁻¹²	930	1.9×10 ⁻¹³	3.0	500	C27
NH ₂ + NO → products	200–2500	4.0×10 ⁻¹²	-450	1.8×10 ⁻¹¹	1.3	150	C28
NH ₂ + NO ₂ → products	250–910	2.1×10 ⁻¹²	-650	1.9×10 ⁻¹¹	3.0	250	C29
NH + NO → products	269–3350	4.9×10 ⁻¹¹	0	4.9×10 ⁻¹¹	1.5	300	C30
NH + NO ₂ → products	300	3.5×10 ⁻¹³	-1140	1.6×10 ⁻¹¹	2.0	500	C31
O ₃ + HNO ₂ → O ₂ + HNO ₃	226–300			<5.0×10 ⁻¹⁹			C32
N ₂ O ₅ + H ₂ O → 2HNO ₃	290–298			<2.0×10 ⁻²¹			C33
N ₂ (A,v) + O ₂ → products	80–560			2.5×10 ⁻¹² , v=0	1.5		C34
N ₂ (A,v) + O ₃ → products	298			4.1×10 ⁻¹¹ , v=0	2.0		C35

Shaded areas indicate changes or additions since JPL10-6.

^a Temperature range of available experimental data. This is not necessarily the range of temperature over which the recommended Arrhenius parameters are applicable. See the corresponding note for each reaction for such information.

^b Units are cm³ molecule⁻¹ s⁻¹.

^c f(298 K) is the uncertainty factor at 298 K. To calculate the uncertainty at other temperatures, use the expression:

$$f(T) = f(298 \text{ K}) \exp \left| g \left(\frac{1}{T} - \frac{1}{298} \right) \right|$$

Note that the exponent is an absolute value.

1.8.2 Notes: NO_x Reactions

C1. O + NO₂. The recommended values are based on the results of studies over a range of temperatures by Estupiñán et al.,³ Gierczak et al.,⁵ Ongstad and Birks,⁶ Slinger et al.,⁸ and Geers-Muller and Stuhl⁴ and the room temperature study of Paulson et al.⁷ In the most recent studies of Estupiñán et al.³ and Gierczak et al.,⁵ special emphasis was placed on accurate measurement of the NO₂ concentration and on measurements at low temperatures. The results of earlier studies by Davis et al.² and Bemand et al.¹ were not used in deriving the recommended values either because of possible complications from decomposition of NO₂ at higher temperatures or lack of direct NO₂ detection.

(Table: 06-2, Note: 06-2, Evaluated: 06-2) [Back to Table](#)

- (1) Bemand, P. P.; Clyne, M. A. A.; Watson, R. T. Atomic resonance fluorescence and mass spectrometry for measurements of the rate constants for elementary reactions: $O(^3P_J) + NO_2 \rightarrow NO + O_2$ and $NO + O_3 \rightarrow NO_2 + O_2$. *J. Chem. Soc. Faraday Trans. 2* **1974**, *70*, 564-576.
- (2) Davis, D. D.; Herron, J. T.; Huie, R. E. Absolute rate constants for the reaction $O(^3P) + NO_2 \rightarrow NO + O_2$ over the temperature range 230-339°K. *J. Chem. Phys.* **1973**, *58*, 530-535.
- (3) Estupiñán, E. G., J. M. Nicovich and P.H. Wine A temperature-dependent kinetics study of the important stratospheric reaction $O(^3P) + NO_2 \rightarrow O_2 + NO$. *J. Phys. Chem. A* **2001**, *105*, 9697-9703, doi:10.1021/jp011940o.
- (4) Geers-Müller, R.; Stuhl, F. On the kinetics of the reactions of oxygen atoms with NO₂, N₂O₄, and N₂O₃ at low temperatures. *Chem. Phys. Lett.* **1987**, *135*, 263-268.
- (5) Gierczak, T.; Burkholder, J. B.; Ravishankara, A. R. Temperature dependent rate coefficient for the reaction $O(^3P) + NO_2 \rightarrow NO + O_2$. *J. Phys. Chem. A* **1999**, *103*, 877-883.
- (6) Ongstad, A. P.; Birks, J. W. Studies of reactions of importance in the stratosphere. VI. Temperature dependence of the reactions $O + NO_2 \rightarrow NO + O_2$ and $O + ClO \rightarrow Cl + O_2$. *J. Chem. Phys.* **1986**, *85*, 3359-3368, doi:10.1063/1.450957.
- (7) Paulson, S. E.; Orlando, J. J.; Tyndall, G. S.; Calvert, J. G. Rate coefficients for the reactions of O(³P) with selected biogenic hydrocarbons. *Int. J. Chem. Kinet.* **1995**, *27*, 997-1008.
- (8) Slinger, T. G.; Wood, B. J.; Black, G. Investigation of the rate coefficient for $O(^3P) + NO_2 \rightarrow O_2 + NO$. *Int. J. Chem. Kinet.* **1973**, *5*, 615-620.

C2. O + NO₃. The recommendation is based on the study of Graham and Johnston¹ at 298 and 329 K. While limited in temperature range, the data indicate no temperature dependence. Furthermore, by analogy with the reaction of O with NO₂, it is assumed that this rate constant is independent of temperature. Clearly, temperature-dependence studies are needed.

(Table: 82-57, Note: 82-57, Evaluated: 82-57) [Back to Table](#)

- (1) Graham, R. A.; Johnston, H. S. The photochemistry of NO₃ and the kinetics of the N₂O₅-O₃ system. *J. Phys. Chem.* **1978**, *82*, 254-268, doi:10.1021/j100492a002.

C3. O + N₂O₅. The recommendation is based on the study by Kaiser and Japar.¹

(Table: 82-57, Note: 82-57, Evaluated: 82-57) [Back to Table](#)

- (1) Kaiser, E. W.; Japar, S. M. The kinetics of the gas phase reaction of O(³P) with N₂O₅. *Chem. Phys. Lett.* **1978**, *54*, 265-268.

C4. O + HNO₃. The upper limit reported by Chapman and Wayne¹ is accepted.

(Table: 82-57, Note: 82-57, Evaluated: 82-57) [Back to Table](#)

- (1) Chapman, C. J.; Wayne, R. P. The reaction of atomic oxygen and hydrogen with nitric acid. *Int. J. Chem. Kinet.* **1974**, *6*, 617-630.

C5. O + HO₂NO₂. The recommended value is based on the study of Chang et al.¹ The large uncertainty in E/R and k at 298 K are due to the fact that the recommendation is based on a single study.

(Table: 82-57, Note: 82-57, Evaluated: 82-57) [Back to Table](#)

- (1) Chang, J. S.; Trevor, P. L.; Barker, J. R. O(³P) + HOONO₂ → Products: Temperature-dependent rate constant. *Int. J. Chem. Kinet.* **1981**, *13*, 1151-1161.

C6. H + NO₂. The recommended value of k(298 K) is derived from the studies of Wagner et al.,⁶ Bemand and Clyne,² Clyne and Monkhouse,³ Michael et al.,⁵ and Ko and Fontijn.⁴ The temperature dependence is from

the studies of Wagner et al. and Ko and Fontijn. The data from Wategaonkar and Setser⁷ and Agrawalla et al.¹ were not considered.

(Table: 92-20, Note: 92-20, Evaluated: 92-20) [Back to Table](#)

- (1) Agrawalla, B. S.; Manocha, A. S.; Setser, D. W. Studies of H and O atom reactions by OH infrared chemiluminescence. *J. Phys. Chem.* **1981**, *85*, 2873-2877.
- (2) Bemand, P. P.; Clyne, M. A. A. Atomic resonance fluorescence for rate constants of rapid bimolecular reactions Part 6.-Hydrogen atom reactions: H + Cl₂ from 300 to 730 K and H + NO₂ at 298 K. *J. Chem. Soc. Faraday Trans. 2* **1977**, *73*, 394-405.
- (3) Clyne, M. A. A.; Monkhouse, P. Atomic resonance fluorescence for rate constants of rapid bimolecular reactions Part 5.-Hydrogen atom reactions; H + NO₂ and H + O₃. *J. Chem. Soc. Faraday Trans. 2* **1977**, *73*, 298-309.
- (4) Ko, T.; Fontijn, A. High temperature photochemistry kinetics study of the reaction H + NO₂ → OH + NO from 286 to 760 K. *J. Phys. Chem.* **1991**, *95*, 3984-3987.
- (5) Michael, J. V.; Nava, D. F.; Payne, W. A.; Lee, J. H.; Stief, L. J. Rate constant for the reaction H + NO₂ from 195 to 400 K with FP-RF and DF-RF techniques. *J. Phys. Chem.* **1979**, *83*, 2818-2823, doi:10.1021/j100485a003.
- (6) Wagner, H. G.; Welzbacher, U.; Zellner, R. Rate measurements for reactions H + NO₂ → OH + NO and H + NOCl → HCl + NO by Lyman- α fluorescence. *Ber. Bunsenges. Phys. Chem.* **1976**, *80*, 1023-1027.
- (7) Wategaonkar, S. J.; Setser, D. W. Infrared chemiluminescence studies of H atom reactions with Cl₂O, ClNO, F₂O, CF₃OF, ClO₂, NO₂, and ClO. *J. Chem. Phys.* **1989**, *90*, 251-264.

C7. OH + NO₃. The recommendation is derived from an average of the results of Boodaghians et al.,² Mellouki et al.,³ Becker et al.,¹ and Mellouki et al.⁴ There are no temperature dependence data. The reaction products are probably HO₂ + NO₂.

(Table: 94-26, Note: 94-26, Evaluated: 94-26) [Back to Table](#)

- (1) Becker, E.; Rahman, M. M.; Schindler, R. N. Determination of the rate constants for the gas phase reactions of NO₃ with H, OH and HO₂ radicals at 298 K. *Ber. Bunsenges. Phys. Chem.* **1992**, *96*, 776-783.
- (2) Boodaghians, R. B.; Canosa-Mas, C. E.; Carpenter, P. J.; Wayne, R. P. The reactions of NO₃ with OH and H. *J. Chem. Soc. Faraday Trans. 2* **1988**, *84*, 931-948.
- (3) Mellouki, A.; Le Bras, G.; Poulet, G. Kinetics of the reactions of NO₃ with OH and HO₂. *J. Phys. Chem.* **1988**, *92*, 2229-2234, doi:10.1021/j100319a029.
- (4) Mellouki, A.; Talukdar, R. K.; Bopegedera, A. M. R. P.; Howard, C. J. Study of the kinetics of the reactions of NO₃ with HO₂ and OH. *Int. J. Chem. Kinet.* **1993**, *25*, 25-39.

C8. OH + HONO. The recommended rate expression is derived from the work of Jenkin and Cox,³ which supersedes the earlier room temperature study of Cox et al.² Results from the Burkholder et al.¹ suggest that the reaction may have a small negative temperature dependence.

(Table: 92-20, Note: 92-20, Evaluated: 92-20) [Back to Table](#)

- (1) Burkholder, J. B.; Mellouki, A.; Talukdar, R.; Ravishankara, A. R. Rate coefficients for the reaction of OH with HONO between 298 and 373 K. *Int. J. Chem. Kinet.* **1992**, *24*, 711-725.
- (2) Cox, R. A.; Derwent, R. G.; Holt, P. M. Relative rate constants for the reactions of OH radicals with H₂, CH₄, CO, NO and HONO at atmospheric pressure and 296 K. *J. Chem. Soc. Faraday Trans. 1* **1976**, *72*, 2031-2043.
- (3) Jenkin, M. E.; Cox, R. A. Kinetics of the gas-phase reaction of OH with nitrous acid. *Chem. Phys. Lett.* **1987**, *137*, 548-552.

C9. OH + HNO₃. The recent study of Brown et al.² furnishes the most comprehensive set of rate measurements for N₂ as the bath gas over a significant range of temperature (200–350 K) and pressure (20–500 Torr). They analyzed their results in terms of the mechanism proposed by Smith et al.,⁵ involving the formation of a bound, relatively long-lived HO•HNO₃ complex, as well as the direct reaction channel. Studies of the effects of isotopic substitution on the reactions OD + DNO₃, OH + DNO₃, OD + HNO₃, and ¹⁸OH + HNO₃ by Brown et al.¹ support this mechanism and suggest that the structure of the intermediate consists of a H-bonded six-membered ring. Thus, the P dependence can be represented by combining a low-pressure (bimolecular) limit, *k*₀, with a Lindemann-Hinshelwood expression for the p-dependence:

$$k([M], T) = k_0 + \frac{k_3[M]}{1 + \frac{k_3[M]}{k_2}} \quad \left\{ \begin{array}{l} k_0 = 2.4 \times 10^{-14} \exp\left(\frac{460}{T}\right) \\ k_2 = 2.7 \times 10^{-17} \exp\left(\frac{2199}{T}\right) \\ k_3 = 6.5 \times 10^{-34} \exp\left(\frac{1335}{T}\right) \end{array} \right.$$

The coefficients k_3 and k_2 are the termolecular and high pressure limits for the “association” channel. The value of k at high pressures is the sum $k_0 + k_2$.

This expression for $k([M], T)$ and the values of the Arrhenius parameters for k_0 , k_2 , and k_3 derived by Brown et al.² for N_2 as the bath gas constitute the recommended values for this rate coefficient. These recommended values are derived from a fit to the data of Brown et al.,² Stachnik et al.,⁶ Devolder et al.,³ and Margitan and Watson.⁴

The reaction yield of NO_3 (per OH removed) is assumed to be unity at all temperatures for either reaction channel. These assumptions are supported by the isotopic studies of Brown et al.¹ and the theoretical calculations of Xia and Lin.⁷

(Table: 00-3, Note: 02-25, Evaluated: 02-25) [Back to Table](#)

- (1) Brown, S. S.; Burkholder, J. B.; Talukdar, R. K.; Ravishankara, A. R. Reaction of hydroxyl radical with nitric acid: Insights into its mechanism. *J. Phys. Chem. A* **2001**, *105*, 1605-1614, doi:10.1021/jp002394m.
- (2) Brown, S. S.; Talukdar, R. K.; Ravishankara, A. R. Reconsideration of the rate constant for the reaction of hydroxyl radicals with nitric acid. *J. Phys. Chem. A* **1999**, *103*, 3031-3037.
- (3) Devolder, P.; Carlier, M.; Pauwels, J. F.; Sochet, L. R. Rate constant for the reaction of OH with nitric acid: A new investigation by discharge flow resonance fluorescence. *Chem. Phys. Lett.* **1984**, *111*, 94-99.
- (4) Margitan, J. J.; Watson, R. T. Kinetics of the reaction of hydroxyl radicals with nitric acid. *J. Phys. Chem.* **1982**, *86*, 3819-3824, doi:10.1021/j100216a022.
- (5) Smith, C. A.; Molina, L. T.; Lamb, J. J.; Molina, M. J. Kinetics of the reaction of OH with pernitric and nitric acids. *Int. J. Chem. Kinet.* **1984**, *16*, 41-55.
- (6) Stachnik, R. A.; Molina, M. J.; Molina, L. T. Pressure and temperature dependences of the reaction of OH with nitric acid. *J. Phys. Chem.* **1986**, *90*, 2777-2780, doi:10.1021/j100403a044.
- (7) Xia, W. S.; Lin, M. C. A multifacet mechanism for the OH + HNO₃ reaction: An *ab initio* molecular orbital/statistical theory study. *J. Chem. Phys.* **2001**, *114*, 4522-4532, doi:10.1063/1.1337061.

C10. OH + HO₂NO₂. The recommendation for both k at 298 K and the Arrhenius expression is based upon the data of Trevor et al.,⁵ Barnes et al.,¹ C. A. Smith et al.,⁴ and Barnes et al.² Trevor et al. studied this reaction over the temperature range 246–324 K and reported a temperature invariant value of $4.0 \times 10^{-12} \text{ cm}^3 \text{ molecule}^{-1} \text{ s}^{-1}$, although a weighted least squares fit to their data yields an Arrhenius expression with an E/R value of $(193 \pm 193) \text{ K}$. In contrast, Smith et al. studied the reaction over the temperature range 240–300 K and observed a negative temperature dependence with an E/R value of $-(650 \pm 30) \text{ K}$. The early Barnes et al.¹ study was carried out only at room temperature and 1 Torr total pressure while their later study was performed in the pressure range 1–300 Torr N_2 and temperature range 268–295 K with no rate constant variation being observed. In addition, $k(298 \text{ K})$ derived in Barnes et al.¹ was revised upward in the later study from 4.1×10^{-12} to $5.0 \times 10^{-12} \text{ cm}^3 \text{ molecule}^{-1} \text{ s}^{-1}$ due to a change in the rate constant for the reference reaction. The values of k at 298 K from the four studies are in excellent agreement. An unweighted least squares fit to the data from the above-mentioned studies yields the recommended Arrhenius expression. The less precise value for k at 298 K reported by Littlejohn and Johnston³ is in fair agreement with the recommended value. The error limits on the recommended E/R are sufficient to encompass the results of both Trevor et al. and Smith et al. It should be noted that the values of k at 220 K deduced from the two studies differ by a factor of 2. Clearly, additional studies of k as a function of temperature and the identification of the reaction products are needed.

(Table 02-25, Note: 02-25, Evaluated: 02-25) [Back to Table](#)

- (1) Barnes, I.; Bastian, V.; Becker, K. H.; Fink, E. H.; Zabel, F. Rate constant of the reaction of OH with HO₂NO₂. *Chem. Phys. Lett.* **1981**, *83*, 459-464.
- (2) Barnes, I.; Bastian, V.; Becker, K. H.; Fink, E. H.; Zabel, F. Pressure dependence of the reaction of OH with HO₂NO₂. *Chem. Phys. Lett.* **1986**, *123*, 28-32.
- (3) Littlejohn, D.; Johnston, H. S. Rate constant for the reaction of hydroxyl radicals and peroxyxynitric acid. *EOS* **1980**, *61*, 966.

- (4) Smith, C. A.; Molina, L. T.; Lamb, J. J.; Molina, M. J. Kinetics of the reaction of OH with pernitric and nitric acids. *Int. J. Chem. Kinet.* **1984**, *16*, 41-55.
- (5) Trevor, P. L.; Black, G.; Barker, J. R. Reaction rate constant for $\text{OH} + \text{HOONO}_2 \rightarrow$ products over the temperature range 246 to 324 K. *J. Phys. Chem.* **1982**, *86*, 1661-1669, doi:10.1021/j100206a035.

C11. OH + NH₃. The recommended value at 298 K is the average of the values reported by Stuhl,¹⁰ Smith and Zellner,⁸ Perry et al.,⁶ Silver and Kolb,⁷ Stephens,⁹ and Diau et al.² The values reported by Pagsberg et al.⁵ and Cox et al.¹ were not considered because these studies involved the analysis of a complex mechanism and the results are well outside the error limits implied by the above six direct studies. The results of Kurylo⁴ and Hack et al.³ were not considered because of their large discrepancies with the other direct studies (factors of 3.9 and 1.6 at room temperature, respectively). Because the Arrhenius plot displays considerable curvature, the temperature dependence is based only on the data below 300 K, i.e., the studies of Smith and Zellner⁸ and Diau et al.,² and the *A*-factor has been selected to fit the recommended room temperature value.

(Table: 92-20, Note: 92-20, Evaluated: 92-20) [Back to Table](#)

- (1) Cox, R. A.; Derwent, R. G.; Holt, P. M. The photo-oxidation of ammonia in the presence of NO and NO₂. *Chemosphere* **1975**, *4*, 201-205.
- (2) Diau, E. W.-G.; Tso, T.-L.; Lee, Y.-P. Kinetics of the reaction $\text{OH} + \text{NH}_3$ in the range 273-433 K. *J. Phys. Chem.* **1990**, *94*, 5261-5265.
- (3) Hack, W.; Hoyermann, K.; Wagner, H. G. Gas phase reactions of hydroxyl radical with ammonia and hydrazine. *Ber. Bunsenges. Phys. Chem.* **1974**, *78*, 386-391.
- (4) Kurylo, M. J. Kinetics of the reactions $\text{OH}(v=0) + \text{NH}_3 \rightarrow \text{H}_2\text{O} + \text{NH}_2$ and $\text{OH}(v=0) + \text{O}_3 \rightarrow \text{HO}_2 + \text{O}_2$ at 298°K. *Chem. Phys. Lett.* **1973**, *23*, 467-471.
- (5) Pagsberg, P. B.; Erikson, J.; Christensen, H. C. Pulse radiolysis of gaseous ammonia-oxygen mixtures. *J. Phys. Chem.* **1979**, *83*, 582-590, doi:10.1021/j100468a006.
- (6) Perry, R. A.; Atkinson, R.; Pitts, J. N., Jr. Rate constants for the reactions $\text{OH} + \text{H}_2\text{S} \rightarrow \text{H}_2\text{O} + \text{SH}$ and $\text{OH} + \text{NH}_3 \rightarrow \text{H}_2\text{O} + \text{NH}_2$ over the temperature range 297-427 °K. *J. Chem. Phys.* **1976**, *64*, 3237-3239.
- (7) Silver, J. A.; Kolb, C. E. Rate constant for the reaction $\text{NH}_3 + \text{OH} \rightarrow \text{NH}_2 + \text{H}_2\text{O}$ over a wide temperature range. *Chem. Phys. Lett.* **1980**, *75*, 191-195.
- (8) Smith, I. W. M.; Zellner, R. Rate measurements of OH by resonance absorption. IV. Reactions of OH with NH₃ and HNO₃. *Int. J. Chem. Kinet. Symp. No. 1* **1975**, 341-351.
- (9) Stephens, R. D. Absolute rate constants for the reaction of hydroxyl radicals with ammonia from 297 to 364 K. *J. Phys. Chem.* **1984**, *88*, 3308-3313, doi:10.1021/j150659a034.
- (10) Stuhl, F. Absolute rate constant for the reaction $\text{OH} + \text{NH}_3 \rightarrow \text{NH}_2 + \text{H}_2\text{O}$. *J. Chem. Phys.* **1973**, *59*, 635-637.

C12. HO₂ + NO. The recommendation for HO₂ + NO is based on the average of eight measurements of the rate constant at room temperature and below: Howard and Evenson,⁷ Leu,¹⁰ Howard,⁶ Hack et al.,⁵ Jemi-Alade and Thrush,⁹ Seeley et al.,¹² Bohn and Zetsch,² and Bardwell et al.¹ All of these are in quite good agreement. The results of Imamura and Washida⁸ were not considered due to the relatively large uncertainty limits reported in this study. An earlier study, Burrows et al.³ has been disregarded because of an error in the reference rate constant, *k*(OH + H₂O₂). The room temperature study of Rozenshtein et al.¹¹ has also been disregarded due to an inadequate treatment of possible secondary reactions. The data of Glaschick-Schimpf et al.⁴ were not considered because of complications associated with the HO₂ detection method. The data of Thrush and Wilkinson¹³ were not considered because it is a relative rate study. The recommended Arrhenius parameters are obtained from a fit to all the data. The recommended value of *k*(298 K) is obtained from the Arrhenius line.

(Table: 10-6, Note: 10-6, Evaluated: 10-6) [Back to Table](#)

- (1) Bardwell, M. W.; Bacak, A.; Raventos, M. T.; Percival, C. J.; Sanchez-Reyna, G.; Shallcross, D. E. Kinetics of the HO₂ + NO reaction: A temperature and pressure dependence study using chemical ionisation mass spectrometry. *Phys. Chem. Chem. Phys.* **2003**, *5*, 2381-2385, 10.1039/b300842h.
- (2) Bohn, B.; Zetsch, C. Rate constants of HO₂ + NO covering atmospheric conditions .1. HO₂ formed by OH + H₂O₂. *J. Phys. Chem. A* **1997**, *101*, 1488-1493.
- (3) Burrows, J. P.; Cliff, D. I.; Harris, G. W.; Thrush, B. A.; Wilkinson, J. P. T. Atmospheric reactions of the HO₂ radical studied by laser magnetic-resonance spectroscopy. *Proc. Roy. Soc. Lond. A* **1979**, *368*, 463-481.
- (4) Glaschick-Schimpf, I.; Leiss, A.; Monkhouse, P. B.; Schurath, U.; Becker, K. H.; Fink, E. H. A kinetic study of the reactions of HO₂/DO₂ radicals with nitric oxide using near-infrared chemiluminescence detection. *Chem. Phys. Lett.* **1979**, *67*, 318-323.

- (5) Hack, W.; Preuss, A. W.; Temps, F.; Wagner, H. G.; Hoyermann, K. Direct determination of the rate constant of the reaction $\text{NO} + \text{HO}_2 \rightarrow \text{NO}_2 + \text{OH}$ with the LMR. *Int. J. Chem. Kinet.* **1980**, *12*, 851-860.
- (6) Howard, C. J. Temperature dependence of the reaction $\text{HO}_2 + \text{NO} \rightarrow \text{OH} + \text{NO}_2$. *J. Chem. Phys.* **1979**, *71*, 2352-2359.
- (7) Howard, C. J.; Evenson, K. M. Kinetics of the reaction of HO_2 with NO . *Geophys. Res. Lett.* **1977**, *4*, 437-440.
- (8) Imamura, T.; Washida, N. Measurements of rate constants for $\text{HO}_2 + \text{NO}$ and $\text{NH}_2 + \text{NO}$ reactions by time-resolved photoionization mass spectrometry. *Laser Chem.* **1995**, *16*, 43-51.
- (9) Jemi-Alade, A. A.; Thrush, B. A. Reactions of HO_2 with NO and NO_2 studied by mid-infrared laser magnetic resonance. *J. Chem. Soc. Faraday Trans.* **1990**, *86*, 3355-3363.
- (10) Leu, M. T. Rate constant for the reaction $\text{HO}_2 + \text{NO} \rightarrow \text{OH} + \text{NO}_2$. *J. Chem. Phys.* **1979**, *70*, 1662-1666.
- (11) Rozenshtein, V. B.; Gershenzon, Y. M.; Il'in, S. D.; Kishkovitch, O. P. Reactions of HO_2 with NO , OH and HO_2 studied by EPR/LMR spectroscopy. *Chem. Phys. Lett.* **1984**, *112*, 473-478.
- (12) Seeley, J. V.; Meads, R. F.; Elrod, M. J.; Molina, M. J. Temperature and pressure dependence of the rate constant for the $\text{HO}_2 + \text{NO}$ reaction. *J. Phys. Chem.* **1996**, *100*, 4026-4031.
- (13) Thrush, B. A.; Wilkinson, J. P. T. The rate of reaction of HO_2 radicals with HO and with NO . *Chem. Phys. Lett.* **1981**, *81*, 1-3.

C13. $\text{NO}_2^* + \text{H}_2\text{O}$. The reaction of NO_2 with H_2O to produce OH and HONO is endothermic by about 40 kcal mole⁻¹ (ground state reactants and products). However, absorption of light by NO_2 at wavelengths less than 718 nm can exceed the thermodynamic threshold if all the NO_2 internal energy is available for reaction. Crowley and Carl² photolyzed $\text{NO}_2/\text{H}_2\text{O}$ mixtures in the 430–450 nm spectral region and observed an OH action spectrum that mimicked the absorption features of NO_2 . Because the dependence of the OH signal on photolysis laser energy was second order, they suggested that two-photon absorption of NO_2 produced $\text{O}(^1\text{D})$ in their experiment which reacted with water vapor to produce OH . The energetic threshold for $\text{O}(^1\text{D})$ production is 488 nm. When they performed the same experiment with 532 nm photolysis, no OH production was observed giving an upper limit for the OH branching fraction (reactive vs. unreactive quenching) of 7×10^{-5} . Li et al.³ carried out laser pump/probe experiments at photolysis wavelengths between 560 and 640 nm in $\text{NO}_2/\text{H}_2\text{O}$ mixtures. In contrast to Crowley and Carl, they found significant OH production in this wavelength range. Their experiments showed a unity slope dependence of OH production on laser energy, suggesting a one-photon process. Overtone pumping was used to check for the presence of HONO and HNO_3 , which might be the source of the observed OH radicals. The rate constant for the $\text{NO}_2^* + \text{H}_2\text{O}$ reaction was determined to be 1.7×10^{-13} cm³ molecule⁻¹ s⁻¹ for NO_2 excitation at 565, 590 and 612.5 nm with an overall uncertainty of $\pm 50\%$. This is large enough to have a significant impact on HO_x production in the troposphere. Carr et al.¹ performed a laser pump/probe experiment at 567.5 and 563.5 nm in $\text{NO}_2/\text{H}_2\text{O}$ mixtures. These experiments failed to detect OH formation, resulting in an upper limit of 6×10^{-5} for the reactive branching fraction.

Although this reaction is potentially important, in view of the disagreement in the published results, the Panel makes no recommendation on this reaction until additional credible studies are carried out.

(Table: 10-6, Note: 10-6, Evaluated: 10-6) [Back to Table](#)

- (1) Carr, S.; Heard, D. E.; Blitz, M. A. Comment on "Atmospheric hydroxyl radical production from electronically excited NO_2 and H_2O ". *Science* **2009**, *324*, 336b, doi:10.1126/science.1166669.
- (2) Crowley, J. N.; Carl, S. A. OH formation in the photoexcitation of NO_2 beyond the dissociation threshold in the presence of water vapor. *J. Phys. Chem. A* **1997**, *101*, 4178-4184.
- (3) Li, S. P.; Matthews, J.; Sinha, A. Atmospheric hydroxyl radical production from electronically excited NO_2 and H_2O . *Science* **2008**, *319*, 1657-1660, doi:10.1126/science.1151443.

C14. $\text{HO}_2 + \text{NO}_2$. Tyndall et al.¹ obtained an upper limit to the rate coefficient of 5×10^{-16} cm³ molecule⁻¹ s⁻¹ based on static photolysis experiments with FTIR analysis at 296 K and 760 Torr of N_2 .

(Table: 97-4, Note: 97-4, Evaluated: 97-4) [Back to Table](#)

- (1) Tyndall, G. S.; Orlando, J. J.; Calvert, J. G. Upper limit for the rate coefficient for the reaction $\text{HO}_2 + \text{NO}_2 \rightarrow \text{HONO} + \text{O}_2$. *Environ. Sci. Technol.* **1995**, *29*, 202-206, doi:10.1021/es00001a026.

C15. $\text{HO}_2 + \text{NO}_3$. The recommendation for $k(298 \text{ K})$ is based on a weighted average of the data of Hall et al.,² Mellouki et al.,³ Becker et al.,¹ and Mellouki et al.⁴ There are insufficient data on which to base the temperature dependence of the rate coefficient. The measured branching ratios for the $\text{OH} + \text{NO}_2 + \text{O}_2$

channel range from 0.57 to 1.0. The most direct measurement is derived from the study of Mellouki et al.,⁴ which obtained a value of $1.0 \pm 0.0/-0.3$ at 298 K.

(Table: 94-26, Note: 94-26, Evaluated: 94-26) [Back to Table](#)

- (1) Becker, E.; Rahman, M. M.; Schindler, R. N. Determination of the rate constants for the gas phase reactions of NO_3 with H, OH and HO_2 radicals at 298 K. *Ber. Bunsenges. Phys. Chem.* **1992**, *96*, 776-783.
- (2) Hall, I. W.; Wayne, R. P.; Cox, R. A.; Jenkin, M. E.; Hayman, G. D. Kinetics of the reaction of NO_3 with HO_2 . *J. Phys. Chem.* **1988**, *92*, 5049-5054, doi:10.1021/j100328a043.
- (3) Mellouki, A.; Le Bras, G.; Poulet, G. Kinetics of the reactions of NO_3 with OH and HO_2 . *J. Phys. Chem.* **1988**, *92*, 2229-2234, doi:10.1021/j100319a029.
- (4) Mellouki, A.; Talukdar, R. K.; Bopegedera, A. M. R. P.; Howard, C. J. Study of the kinetics of the reactions of NO_3 with HO_2 and OH. *Int. J. Chem. Kinet.* **1993**, *25*, 25-39.

C16. $\text{HO}_2 + \text{NH}_2$. There is a fairly good agreement on the value of k at 298 K between the direct study of Kurasawa and Lesclaux² and the relative studies of Cheskis and Sarkisov¹ and Pagsberg et al.³ The recommended value is the average of the values reported in these three studies. The identity of the products is not known; however, Kurasawa and Lesclaux suggest that the most probable reaction channels give either $\text{NH}_3 + \text{O}_2$ or $\text{HNO} + \text{H}_2\text{O}$ as products.

(Table: 83-62, Note: 83-62, Evaluated: 83-62) [Back to Table](#)

- (1) Cheskis, S. G.; Sarkisov, O. M. Flash photolysis of ammonia in the presence of oxygen. *Chem. Phys. Lett.* **1979**, *62*, 72-76.
- (2) Kurasawa, H.; Lesclaux, R. 14th Informal Photochemistry Conference, 1980, Newport Beach, CA.
- (3) Pagsberg, P. B.; Erikson, J.; Christensen, H. C. Pulse radiolysis of gaseous ammonia-oxygen mixtures. *J. Phys. Chem.* **1979**, *83*, 582-590, doi:10.1021/j100468a006.

C17. $\text{N} + \text{O}_2$. The recommended expression is derived from a least squares fit to the data of Kistiakowsky and Volpi,⁴ Wilson,⁶ Becker et al.,² Westenberg et al.,⁵ Clark and Wayne,³ Winkler et al.,⁷ and Barnett et al.¹ $k(298 \text{ K})$ is derived from the Arrhenius expression and is in excellent agreement with the average of all of the room temperature determinations.

(Table: 90-1, Note: 90-1, Evaluated: 90-1) [Back to Table](#)

- (1) Barnett, A. J.; Marston, G.; Wayne, R. P. Kinetics and chemiluminescence in the reaction of N atoms with O_2 and O_3 . *J. Chem. Soc. Faraday Trans. 2* **1987**, *83*, 1453-1463.
- (2) Becker, K. H.; Groth, W.; Kley, D. The rate constant of the aeronomic reaction $\text{N} + \text{O}_2$. *Z. Naturforsch* **1969**, *A24*, 1280-1281.
- (3) Clark, I. D.; Wayne, R. P. Kinetics of the reaction between atomic nitrogen and molecular oxygen in the ground ($^3\Sigma_g^-$) and first excited ($^1\Delta_g$) states. *Proc. Roy. Soc. Lond. A* **1970**, *316*, 539-550.
- (4) Kistiakowsky, G. B.; Volpi, G. G. Reactions of nitrogen atoms. I. Oxygen and oxides of nitrogen. *J. Chem. Phys.* **1957**, *27*, 1141-1149.
- (5) Westenberg, A. A.; Roscoe, J. M.; deHaas, N. Rate measurements on $\text{N} + \text{O}_2(^1\Delta_g) \rightarrow \text{NO} + \text{O}$ and $\text{H} + \text{O}_2(^1\Delta_g) \rightarrow \text{OH} + \text{O}$. *Chem. Phys. Lett.* **1970**, *7*, 597-599.
- (6) Wilson, W. E. Rate constant for the reaction $\text{N} + \text{O}_2 \rightarrow \text{NO} + \text{O}$. *J. Chem. Phys.* **1967**, *46*, 2017-2018.
- (7) Winkler, I. C.; Stachnik, R. A.; Steinfeld, J. I.; Miller, S. M. Determination of NO ($v = 0-7$) product distribution from the $\text{N}(^4\text{S}) + \text{O}_2$ reaction using two-photon ionization. *J. Chem. Phys.* **1986**, *85*, 890-899.

C18. $\text{N} + \text{O}_3$. The recommendation is based on the results of Barnett et al.¹ The value of $(1.0 \pm 0.2) \times 10^{-16} \text{ cm}^3 \text{ molecule}^{-1} \text{ s}^{-1}$ reported by Barnett et al. should probably be considered an upper limit rather than a determination. The low values reported by Barnett et al., Stief et al.,⁵ and Garvin and Broida³ cast doubt on the much faster rates reported by Phillips and Schiff⁴ and Chen and Taylor.²

(Table: 90-1, Note: 90-1, Evaluated: 90-1) [Back to Table](#)

- (1) Barnett, A. J.; Marston, G.; Wayne, R. P. Kinetics and chemiluminescence in the reaction of N atoms with O_2 and O_3 . *J. Chem. Soc. Faraday Trans. 2* **1987**, *83*, 1453-1463.
- (2) Chen, M. C.; Taylor, H. A. Reactions of nitrogen atoms with ozone. *J. Chem. Phys.* **1961**, *34*, 1344-1347.
- (3) Garvin, D.; Broida, H. P. 9th Symposium on Combustion, 1963.
- (4) Phillips, L. F.; Schiff, H. I. Mass spectrometer studies of atoms reactions. I. Reactions in the atomic nitrogen-ozone system. *J. Chem. Phys.* **1962**, *36*, 1509-1517.

- (5) Stief, L. J.; Payne, W. A.; Lee, J. H.; Michael, J. V. The reaction $N(^4S) + O_3$: An upper limit for the rate constant at 298 K. *J. Chem. Phys.* **1979**, *70*, 5241-5243.

C19. N + NO. The recommended temperature dependence is based on the discharge flow-resonance fluorescence studies of Wennberg and Anderson,¹⁴ and the discharge flow-resonance fluorescence and flash photolysis-resonance fluorescence studies of Lee et al.¹⁰ There is relatively poor agreement between these studies and the results of Clyne and McDermid,³ Kistiakowsky and Volpi,⁹ Herron,⁵ Phillips and Schiff,¹² Lin et al.,¹¹ Ishikawa et al.,⁷ Sugawara et al.,¹³ Cheah and Clyne,² Husain and Slater,⁶ Clyne and Ono,⁴ Brunning and Clyne,¹ and Jeoung et al.⁸

(Table: 94-26, Note: 94-26, Evaluated: 94-26) [Back to Table](#)

- (1) Brunning, J.; Clyne, M. A. A. Elementary reactions of the SF radical Part 1.-Rate constants for the reactions $F + OCS \rightarrow SF + CO$ and $SF + SF \rightarrow SF_2 + S$. *J. Chem. Soc. Faraday Trans 2* **1984**, *80*, 1001-1014.
- (2) Cheah, C. T.; Clyne, M. A. A. Reactions forming electronically-excited free radicals Part 2.-Formation of N^4S , N^2D and N^2P atoms in the $H + NF_2$ reaction, and N atom reactions. *J. Chem. Soc. Faraday Trans. II* **1980**, *76*, 1543-1560.
- (3) Clyne, M. A. A.; McDermid, I. S. Mass spectrometric determinations of the rates of elementary reactions of NO and of NO_2 with ground state N^4S atoms. *J. Chem. Soc. Faraday Trans. I* **1975**, *71*, 2189-2202.
- (4) Clyne, M. A. A.; Ono, Y. Determination of the rate constant of reaction of $N(^4S_{3/2})$ with NO_2 using resonance fluorescence in a discharge flow system. *Chem. Phys.* **1982**, *69*, 381-388.
- (5) Herron, J. T. Rate of the reaction $NO + N$. *J. Chem. Phys.* **1961**, *35*, 1138-1139.
- (6) Husain, D.; Slater, N. K. H. Kinetic study of ground state atomic nitrogen, $N(2^4S_{3/2})$, by time-resolved atomic resonance fluorescence. *J. Chem. Soc. Faraday Trans. II* **1980**, *76*, 606-619.
- (7) Ishikawa, Y.; Sugawara, K.; Sato, S. *Abstracts of Papers*; ACS/CSJ Chemical Congress, 1979; Vol. 1.
- (8) Jeoung, S. C.; Choo, K. Y.; Benson, S. W. Very low pressure reactor chemiluminescence studies on N atom reactions with $CHCl_3$ and $CDCl_3$. *J. Phys. Chem.* **1991**, *95*, 7282-7290.
- (9) Kistiakowsky, G. B.; Volpi, G. G. Reactions of nitrogen atoms. II. H_2 , CO , NH_3 , NO , and NO_2 . *J. Chem. Phys.* **1958**, *28*, 665-668.
- (10) Lee, J. H.; Michael, J. V.; Payne, W. A., Jr.; Stief, L. J. Absolute rate of the reaction of $N(^4S)$ with NO from 196-400 K with DF-RF and FP-RF techniques. *J. Chem. Phys.* **1978**, *69*, 3069-3076.
- (11) Lin, C.-L.; Parkes, D. A.; Kaufman, F. Oscillator strength of the resonance transitions of ground-state N and O. *J. Chem. Phys.* **1970**, *53*, 3896-3900.
- (12) Phillips, L. F.; Schiff, H. I. Mass spectrometer studies of atoms reactions. I. Reactions in the atomic nitrogen-ozone system. *J. Chem. Phys.* **1962**, *36*, 1509-1517.
- (13) Sugawara, K.; Ishikawa, Y.; Sato, S. The rate constants of the reactions of the metastable nitrogen atoms, 2D and 2P , and the reactions of $N(^4S) + NO \rightarrow N_2 + O(^3P)$ and $O(^3P) + NO + M \rightarrow NO_2 + M$. *Bull. Chem. Soc. Jpn.* **1980**, *53*, 3159-3164.
- (14) Wennberg, P. O.; Anderson, J. G.; Weisenstein, D. K. Kinetics of reactions of ground state nitrogen atoms ($^4S_{3/2}$) with NO and NO_2 . *J. Geophys. Res.* **1994**, *99*, 18839-18846.

C20. N + NO₂. The recommendation for $k(298\text{ K})$ is from the discharge flow-resonance fluorescence study of Wennberg and Anderson.⁵ The latter study had significantly better sensitivity for $N(^4S)$ than the discharge flow-resonance fluorescence study of Clyne and Ono,² which obtained a value about four times smaller. The results of Husain and Slater³ and Clyne and McDermid¹ are not considered. The temperature dependence is obtained from the study of Wennberg and Anderson. In the latter study, atomic oxygen was shown to be the principal reaction product, in agreement with Clyne and McDermid. A recent study by Iwata et al.⁴ suggested an upper limit of $3.3 \times 10^{-13} \text{ cm}^3 \text{ molecule}^{-1} \text{ s}^{-1}$ for the corresponding reaction involving $N(^2D)$ and $N(^2P)$ atoms (sum of all reaction channels).

(Table: 94-26, Note: 94-26, Evaluated: 94-26) [Back to Table](#)

- (1) Clyne, M. A. A.; McDermid, I. S. Mass spectrometric determinations of the rates of elementary reactions of NO and of NO_2 with ground state N^4S atoms. *J. Chem. Soc. Faraday Trans. I* **1975**, *71*, 2189-2202.
- (2) Clyne, M. A. A.; Ono, Y. Determination of the rate constant of reaction of $N(^4S_{3/2})$ with NO_2 using resonance fluorescence in a discharge flow system. *Chem. Phys.* **1982**, *69*, 381-388.
- (3) Husain, D.; Slater, N. K. H. Kinetic study of ground state atomic nitrogen, $N(2^4S_{3/2})$, by time-resolved atomic resonance fluorescence. *J. Chem. Soc. Faraday Trans. II* **1980**, *76*, 606-619.

- (4) Iwata, R.; Ferrieri, R. A.; Wolf, A. P. Rate constant determination of the reaction of metastable $N(^2D, ^2P)$ with NO_2 using moderated nuclear recoil atoms. *J. Phys. Chem.* **1986**, *90*, 6722-6726, doi:10.1021/j100283a027.
- (5) Wennberg, P. O.; Anderson, J. G.; Weisenstein, D. K. Kinetics of reactions of ground state nitrogen atoms ($^4S_{3/2}$) with NO and NO_2 . *J. Geophys. Res.* **1994**, *99*, 18839-18846.

C21. NO + O₃. The recommended values are based on the results of studies over a range of temperatures by Birks et al.,² Lippmann et al.,⁵ Ray and Watson,⁸ Michael et al.,⁶ Borders and Birks,³ and Moonen et al.⁷ and the room temperature studies of Stedman and Niki¹⁰ and Bemand et al.¹ The six temperature-dependent studies were given equal weighting in the recommendation by averaging over the E/R 's from each individual data set. Following the Moonen et al. recommendation, the 200 K data point from their study has been excluded from the fit. All of the temperature dependence studies show some curvature in the Arrhenius plot at temperatures below 298 K. Increasing scatter between the data sets is evident at the lower temperatures. Clough and Thrush,⁴ Birks et al., Schurath et al.,⁹ and Michael et al. have reported individual Arrhenius parameters for the two primary reaction channels producing ground and excited molecular oxygen. (Table: 00-3, Note: 00-3, Evaluated: 00-3) [Back to Table](#)

- (1) Bemand, P. P.; Clyne, M. A. A.; Watson, R. T. Atomic resonance fluorescence and mass spectrometry for measurements of the rate constants for elementary reactions: $O(^3P_J) + NO_2 \rightarrow NO + O_2$ and $NO + O_3 \rightarrow NO_2 + O_2$. *J. Chem. Soc. Faraday Trans. 2* **1974**, *70*, 564-576.
- (2) Birks, J. W.; Shoemaker, B.; Leck, T. J.; Hinton, D. M. Studies of reactions of importance in the stratosphere. I. Reaction of nitric oxide with ozone. *J. Chem. Phys.* **1976**, *65*, 5181-5185.
- (3) Borders, R. A.; Birks, J. W. High-precision measurements of activation energies over small temperature intervals: Curvature in the Arrhenius plot for the reaction $NO + O_3 \rightarrow NO_2 + O_2$. *J. Phys. Chem.* **1982**, *86*, 3295-3302.
- (4) Clough, P. N.; Thrush, B. A. Mechanism of chemiluminescent reaction between nitric oxide and ozone. *Trans. Faraday Soc.* **1967**, *63*, 915-925.
- (5) Lippmann, H. H.; Jesser, B.; Schurath, U. The rate constant of $NO + O_3 \rightarrow NO_2 + O_2$ in the temperature range of 283-443 K. *Int. J. Chem. Kinet.* **1980**, *12*, 547-554.
- (6) Michael, J. V.; Allen, J. E., Jr.; Brobst, W. D. Temperature dependence of the $NO + O_3$ reaction rate from 195 to 369 K. *J. Phys. Chem.* **1981**, *85*, 4109-4117, doi:10.1021/j150626a032.
- (7) Moonen, P. C.; Cape, J. N.; Storeton-West, R. L.; McColm, R. Measurement of the $NO + O_3$ reaction rate at atmospheric pressure using realistic mixing ratios. *J. Atmos. Chem.* **1998**, *29*, 299-314.
- (8) Ray, G. W.; Watson, R. T. Kinetics of the reaction $NO + O_3 \rightarrow NO_2 + O_2$ from 212 to 422 K. *J. Phys. Chem.* **1981**, *85*, 1673-1676, doi:10.1021/j150612a015.
- (9) Schurath, U.; Lippmann, H. H.; Jesser, B. Temperature dependence of the chemiluminescent reaction (1), $NO + O_3 \rightarrow NO_2(^2A_1-^2B_{1,2}) + O_2$, and quenching of the excited product. *Ber. Bunsenges. Phys. Chem.* **1981**, *85*, 807-813.
- (10) Stedman, D. H.; Niki, H. Kinetics and mechanism for the photolysis of nitrogen dioxide in air. *J. Phys. Chem.* **1973**, *77*, 2604-2609.

C22. NO + NO₃. The recommendation is based on the studies of Hammer et al.,¹ Sander and Kircher,² and Tyndall et al.,³ which are in excellent agreement.

(Table: 92-20, Note: 92-20, Evaluated: 92-20) [Back to Table](#)

- (1) Hammer, P. D.; Dlugokencky, E. J.; Howard, C. J. Kinetics of the gas-phase reaction $NO + NO_3 \rightarrow 2NO_2$. *J. Phys. Chem.* **1986**, *90*, 2491-2496, doi:10.1021/j100402a045.
- (2) Sander, S. P.; Kircher, C. C. Temperature dependence of the reaction $NO + NO_3 \rightarrow 2NO_2$. *Chem. Phys. Lett.* **1986**, *126*, 149-152.
- (3) Tyndall, G. S.; Orlando, J. J.; Cantrell, C. A.; Shetter, R. E.; Calvert, J. G. Rate coefficient for the reaction $NO + NO_3 \rightarrow 2NO_2$ between 223 and 400 K. *J. Phys. Chem.* **1991**, *95*, 4381-4386.

C23. NO₂ + O₃. The recommended expression is derived from a least squares fit to the data of Davis et al.,² Graham and Johnston,³ Huie and Herron,⁴ and Cox and Coker.¹ The data of Verhees and Adema⁶ and Stedman and Niki⁵ were not considered because of systematic discrepancies with the other studies.

(Table: 90-1, Note: 90-1, Evaluated: 90-1) [Back to Table](#)

- (1) Cox, R. A.; Coker, G. B. Kinetics of the reaction of nitrogen dioxide with ozone. *J. Atmos. Chem.* **1983**, *1*, 53-63.

- (2) Davis, D. D.; Prusaczyk, J.; Dwyer, M.; Kim, P. A stop-flow time-of-flight mass spectrometry kinetics study. Reaction of ozone with nitrogen dioxide and sulfur dioxide. *J. Phys. Chem.* **1974**, *78*, 1775-1779.
- (3) Graham, R. A.; Johnston, H. S. Kinetics of the gas-phase reaction between ozone and nitrogen dioxide. *J. Chem. Phys.* **1974**, *60*, 4628-4629.
- (4) Huie, R. E.; Herron, J. T. The rate constant for the reaction $O_3 + NO_2 \rightarrow O_2 + NO_3$ over the temperature range 259-362 °K. *Chem. Phys. Lett.* **1974**, *27*, 411-414.
- (5) Stedman, D. H.; Niki, H. Kinetics and mechanism for the photolysis of nitrogen dioxide in air. *J. Phys. Chem.* **1973**, *77*, 2604-2609.
- (6) Verhees, P. W. C.; Adema, E. H. The NO_2 - O_3 system at sub-ppm concentrations: Influence of temperature and relative humidity. *J. Atmos. Chem.* **1985**, *2*, 387-403.

C24. $NO_2 + NO_3$. The existence of the reaction channel forming $NO + NO_2 + O_2$ has not been firmly established. However, studies of N_2O_5 thermal decomposition that monitor NO_2 (Daniels and Johnston;³ Johnston and Tao;⁵ Cantrell et al.¹) and NO (Hjorth et al.⁴ and Cantrell et al.²) require reaction(s) that decompose NO_3 into $NO + O_2$. The rate constant from the first three studies is obtained from the product kK_{eq} , where K_{eq} is the equilibrium constant for $NO_2 + NO_3 \rightarrow N_2O_5$, while for the latter two studies the rate constant is obtained from the ratio $k/k(NO + NO_3)$, where $k(NO + NO_3)$ is the rate constant for the reaction $NO + NO_3 \rightarrow 2NO_2$. Using K_{eq} and $k(NO + NO_3)$ from this evaluation, the rate expression that best fits the data from all five studies is $4.5 \times 10^{-14} \exp(-1260/T) \text{ cm}^3 \text{ molecule}^{-1} \text{ s}^{-1}$ with an overall uncertainty factor of 2. (Table: 92-20, Note: 92-20, Evaluated: 92-20) [Back to Table](#)

- (1) Cantrell, C. A.; Davidson, J. A.; McDaniel, A. H.; Shetter, R. E.; Calvert, J. G. The equilibrium constant for $N_2O_5 \rightleftharpoons NO_2 + NO_3$: Absolute determination by direct measurement from 243 to 397 K. *J. Chem. Phys.* **1988**, *88*, 4997-5006.
- (2) Cantrell, C. A.; Shetter, R. E.; McDaniel, A. H.; Calvert, J. G. The rate coefficient for the reaction $NO_2 + NO_3 \rightarrow NO + NO_2 + O_2$ from 273 to 313 K. *J. Geophys. Res.* **1990**, *95*, 20531-20537.
- (3) Daniels, F.; Johnston, E. H. The thermal decomposition of gaseous nitrogen pentoxide. A monomolecular reaction. *J. Am. Chem. Soc.* **1921**, *43*, 53-71, doi:10.1021/ja01434a007.
- (4) Hjorth, J.; Cappellani, F.; Nielsen, C. J.; Restelli, G. Determination of the $NO_3 + NO_2 \rightarrow NO + O_2 + NO_2$ rate constant by infrared diode laser and Fourier transform spectroscopy. *J. Phys. Chem.* **1989**, *93*, 5458-5461, doi:10.1021/j100351a028.
- (5) Johnston, H. S.; Tao, Y.-S. Thermal decomposition of nitrogen pentoxide at high temperature. *J. Am. Chem. Soc.* **1951**, *73*, 2948-2949, doi:10.1021/ja01150a518.

C25. $NO_3 + NO_3$. The recommendation for $k(298 \text{ K})$ is from the studies of Graham and Johnston² and Biggs et al.¹ The temperature dependence is from Graham and Johnston. (Table: 94-26, Note: 94-26, Evaluated: 94-26) [Back to Table](#)

- (1) Biggs, P.; Canosa-Mas, C. E.; Monks, P. S.; Wayne, R. P.; Benter, T.; Schindler, R. N. The kinetics of the nitrate radical self-reaction. *Int. J. Chem. Kinet.* **1993**, *25*, 805-817.
- (2) Graham, R. A.; Johnston, H. S. The photochemistry of NO_3 and the kinetics of the N_2O_5 - O_3 system. *J. Phys. Chem.* **1978**, *82*, 254-268, doi:10.1021/j100492a002.

C26. $NH_2 + O_2$. This reaction has several product channels which are energetically possible, including $NO + H_2O$ and $HNO + OH$. With the exception of the studies of Hack et al.² and Jayanty et al.³ and several studies at high temperature, there is no evidence for a reaction. The following upper limits have been measured ($\text{cm}^3 \text{ molecule}^{-1} \text{ s}^{-1}$): 3×10^{-18} (Lesclaux and Demissy⁴), 8×10^{-15} (Pagsberg et al.⁷), 1.5×10^{-17} (Cheskis and Sarkisov¹), 3×10^{-18} (Lozovsky et al.⁵), 1×10^{-17} (Patrick and Golden⁸) and 7.7×10^{-18} (Michael et al.⁶) and 6×10^{-21} (Tyndall et al.⁹). The recommendation is based on the study of Tyndall et al., which was sensitive to reaction paths leading to the products NO , NO_2 , and N_2O . The reaction forming NH_2O_2 cannot be ruled out, but is apparently not important in the atmosphere. (Table: 92-20, Note: 92-20, Evaluated: 92-20) [Back to Table](#)

- (1) Cheskis, S. G.; Sarkisov, O. M. Flash photolysis of ammonia in the presence of oxygen. *Chem. Phys. Lett.* **1979**, *62*, 72-76.
- (2) Hack, W.; Horie, O.; Wagner, H. G. Determination of the rate of the reaction of NH_2 with O_2 . *J. Phys. Chem.* **1982**, *86*, 765-771, doi:10.1021/j100394a036c.
- (3) Jayanty, R. K. M.; Simonaitis, R.; Heicklen, J. Reaction of NH_2 with NO and O_2 . *J. Phys. Chem.* **1976**, *80*, 433-437.

- (4) Lesclaux, R.; Demissy, M. On the reaction of NH₂ radical with O₂, NO and NO₂. *Nouv. J. Chim.* **1977**, *1*, 443-444.
- (5) Lozovsky, V. A.; Ioffe, M. A.; Sarkisov, O. M. On the reaction of the NH₂ radical with oxygen. *Chem. Phys. Lett.* **1984**, *110*, 651-654.
- (6) Michael, J. V.; Klemm, R. B.; Brobst, W. D.; Bosco, S. R.; Nava, D. F. Flash photolysis-laser induced fluorescence study of the rate constant for NH₂ + O₂ between 245 and 459 K. *J. Phys. Chem.* **1985**, *89*, 3335-3337, doi:10.1021/j100261a035.
- (7) Pagsberg, P. B.; Erikson, J.; Christensen, H. C. Pulse radiolysis of gaseous ammonia-oxygen mixtures. *J. Phys. Chem.* **1979**, *83*, 582-590, doi:10.1021/j100468a006.
- (8) Patrick, R.; Golden, D. M. Kinetics of the reactions of NH₂ radicals with O₃ and O₂. *J. Phys. Chem.* **1984**, *88*, 491-495, doi:10.1021/j150647a034.
- (9) Tyndall, G. S.; Orlando, J. J.; Nickerson, K. E.; Cantrell, C. A.; Calvert, J. G. An upper limit for the rate coefficient of the reaction of NH₂ radicals with O₂ using FTIR product analysis. *J. Geophys. Res.* **1991**, *96*, 20761-20768.

C27. NH₂ + O₃. There is poor agreement among the recent studies of Cheskis et al.,² $k(298) = 1.5 \times 10^{-13} \text{ cm}^3 \text{ s}^{-1}$, Patrick and Golden,⁵ $k(298 \text{ K}) = 3.25 \times 10^{-13} \text{ cm}^3 \text{ s}^{-1}$, Hack et al.,³ $1.84 \times 10^{-13} \text{ cm}^3 \text{ s}^{-1}$, Bulatov et al.,¹ $1.2 \times 10^{-13} \text{ cm}^3 \text{ s}^{-1}$, and Kurasawa and Lesclaux,⁴ $0.63 \times 10^{-13} \text{ cm}^3 \text{ s}^{-1}$. The very low value of Kurasawa and Lesclaux may be due to regeneration of NH₂ from secondary reactions (see Patrick and Golden), and it is disregarded here. The discharge flow value of Hack et al. is nearly a factor of two less than the recent Patrick and Golden flash photolysis value. The large discrepancy between Bulatov et al. and Patrick and Golden eludes explanation. The recommendation is the $k(298 \text{ K})$ average of these four studies, and E/R is an average of Patrick and Golden (1151 K) with Hack et al. (710 K).
(Table: 90-1, Note: 90-1, Evaluated: 90-1) [Back to Table](#)

- (1) Bulatov, V. P.; Buloyan, A. A.; Cheskis, S. G.; Kozliner, M. Z.; Sarkisov, O. M.; Trostin, A. I. On the reaction of the NH₂ radical with ozone. *Chem. Phys. Lett.* **1980**, *74*, 288-292.
- (2) Cheskis, S. G.; Iogansen, A. A.; Sarkisov, O. M.; Titov, A. A. Laser photolysis of ozone in the presence of ammonia. Formation and decay of vibrationally excited NH₂ radicals. *Chem. Phys. Lett.* **1985**, *120*, 45-49.
- (3) Hack, W.; Horie, O.; Wagner, H. G. The rate of the reaction of NH₂ with O₃. *Ber. Bunsenges. Phys. Chem.* **1981**, *85*, 72-78.
- (4) Kurasawa, H.; Lesclaux, R. Rate constant for the reaction of NH₂ with ozone in relation to atmospheric processes. *Chem. Phys. Lett.* **1980**, *72*, 437-442.
- (5) Patrick, R.; Golden, D. M. Kinetics of the reactions of NH₂ radicals with O₃ and O₂. *J. Phys. Chem.* **1984**, *88*, 491-495, doi:10.1021/j150647a034.

C28. NH₂ + NO. The recommended value for k at 298 K is the average of the values reported by Lesclaux et al.,¹¹ Hancock et al.,⁹ Sarkisov et al.,¹³ Stief et al.,¹⁷ Andresen et al.,¹ Whyte and Phillips,¹⁹ Dreier and Wolfrum,⁵ Atakan et al.,² Wolf et al.,²⁰ Diau et al.,³ and Imamura and Washida.¹⁰ The results of Gordon et al.,⁷ Gehring et al.,⁶ Hack et al.,⁸ and Silver and Kolb¹⁴ were not considered because they lie at least 2 standard deviations from the average of the previous group. The results tend to separate into two groups. The flash photolysis results average $1.8 \times 10^{-11} \text{ cm}^3 \text{ molecule}^{-1} \text{ s}^{-1}$ (except for the pulse radiolysis study of Gordon et al.), while those obtained using the discharge flow technique average $0.9 \times 10^{-11} \text{ cm}^3 \text{ molecule}^{-1} \text{ s}^{-1}$. The apparent discrepancy cannot be due simply to a pressure effect as the pressure ranges of the flash photolysis and discharge flow studies overlapped and none of the studies observed a pressure dependence for k . Whyte and Phillips have suggested that the difference may be due to decomposition of the adduct NH₂NO, which occurs on the timescale of the flow experiments, but not the flash experiments. There have been many studies of the temperature dependence but most have investigated the regime of interest to combustion and only two have gone below room temperature (Hack et al. from 209–505 K and Stief et al. from 216–480 K. Each study reported k to decrease with increasing temperature. The recommended temperature dependence is taken from a fit to the Stief et al. data at room temperature and below. The reaction proceeds along a complex potential energy surface, which results in product branching ratios that are strongly dependent on temperature. *Ab initio* calculations by Walch¹⁸ show the existence of four saddle points in the potential surface leading to N₂ + H₂O without a reaction barrier. Elimination to form OH + HN₂ can occur at any point along the surface. While results from early studies on the branching ratio for OH formation differ significantly, the most recent studies (Hall et al.,⁴ Dolson,⁴ Silver and Kolb,¹⁵ Atakan et al.,² Stephens et al.,¹⁶ and Park and Lin¹²) agree on a value around 0.1 at 300 K, with N₂ + H₂O making up the balance.
(Table: 97-4, Note: 97-4, Evaluated: 97-4) [Back to Table](#)

- (1) Andresen, P.; Jacobs, A.; Kleinermanns, C.; Wolfrum, J. In *19th Symp. (Intl.) Combustion*, 1982; pp 11.
- (2) Atakan; Jacobs, B. A.; Wahl, M.; Weller, R.; Wolfrum, J. Kinetic measurements and product branching ratio for the reaction $\text{NH}_2 + \text{NO}$ at 294-1027 K. *Chem. Phys. Lett.* **1989**, *155*, 609-613.
- (3) Diau, E. W.; Yu, T.; Wagner, M. A. G.; Lin, M. C. Kinetics of the $\text{NH}_2 + \text{NO}$ reaction: Effects of temperature on the total rate constant and the OH/ H_2O branching ratio. *J. Phys. Chem.* **1994**, *98*, 4034-4042, doi:10.1021/j100066a022.
- (4) Dolson, D. A. Experimental determination of the OH product yield from $\text{NH}_2 + \text{NO}$ at 300 K. *J. Phys. Chem.* **1986**, *90*, 6714-6718, doi:10.1021/j100283a025.
- (5) Dreier, T.; Wolfrum, J. 20th International Symposium on Combustion, 1984.
- (6) Gehring, M.; Hoyermann, K.; Sahaeke, H.; Wolfrum, J. 14th Int. Symposium on Combustion, 1973.
- (7) Gordon, S.; Mulac, W.; Nangia, P. Pulse radiolysis of ammonia gas. 11. Rate of disappearance of the $\text{NH}_2(\text{X}^2\text{B}_1)$ radical. *J. Phys. Chem.* **1971**, *75* 2087-2093.
- (8) Hack, W.; Schacke, H.; Schroter, M.; Wagner, H. G. 17th International Symposium on Combustion, 1979.
- (9) Hancock, G.; Lange, W.; Lenzi, M.; Welge, K. H. Laser fluorescence of NH_2 and rate constant measurement of $\text{NH}_2 + \text{NO}$. *Chem. Phys. Lett.* **1975**, *33*, 168-172.
- (10) Imamura, T.; Washida, N. Measurements of rate constants for $\text{HO}_2 + \text{NO}$ and $\text{NH}_2 + \text{NO}$ reactions by time-resolved photoionization mass spectrometry. *Laser Chem.* **1995**, *16*, 43-51.
- (11) Lesclaux, R.; Khe, P. V.; Dezaudier, P.; Soullignac, J. C. Flash photolysis studies of the reaction of NH_2 radicals with NO . *Chem. Phys. Lett.* **1975**, *35*, 493-497.
- (12) Park, J.; Lin, M. C. Direct determination of product branching for the $\text{NH}_2 + \text{NO}$ reaction at temperatures between 302 and 1060 K. *J. Phys. Chem.* **1996**, *100*, 3317-3319, doi:10.1021/jp9533741.
- (13) Sarkisov, O. M.; Cheskis, S. G.; Sviridenkov, E. A. Study of $\text{NH}_2 + \text{NO}$ reaction employing intracavity laser spectroscopy. *Bull. Acad. Sci. USSR Chem.* **1978**, *Ser. 27*, 2336-2338.
- (14) Silver, J. A.; Kolb, C. E. Kinetic measurements for the reaction of $\text{NH}_2 + \text{NO}$ over the temperature range 294-1215 K. *J. Phys. Chem.* **1982**, *86*, 3240-3246, doi:10.1021/j100213a033.
- (15) Silver, J. A.; Kolb, C. E. A reevaluation of the branching ratio for the reaction of NH_2 with NO . *J. Phys. Chem.* **1987**, *91*, 3713-3714, doi:10.1021/j100297a051.
- (16) Stephens, J. W.; Morter, C. L.; Farhat, S. K.; Glass, G. P.; Curl, R. F. Branching ratio of the reaction $\text{NH}_2 + \text{NO}$ at elevated temperatures. *J. Phys. Chem.* **1993**, *97*, 8944-8951, doi:10.1021/j100137a019.
- (17) Stief, L. J.; Brobst, W. D.; Nava, D. F.; Borkowski, R. P.; Michael, J. V. Rate constant for the reaction $\text{NH}_2 + \text{NO}$ from 216 to 480 K. *J. Chem. Soc. Faraday Trans. 2* **1982**, *78*, 1391-1401.
- (18) Walch, S. P. Theoretical characterization of the reaction $\text{NH}_2 + \text{NO} \rightarrow \text{products}$. *J. Chem. Phys.* **1993**, *99*, 5295-5300.
- (19) Whyte, A. R.; Phillips, L. F. Rates of reaction of NH_2 with N , NO and NO_2 . *Chem. Phys. Lett.* **1983**, *102*, 451-454.
- (20) Wolf, M.; Yang, D. L.; Durant, J. L. Kinetic studies of NH_x radical reactions. *J. Photochem. Photobiol. A: Chem.* **1994**, *80*, 85-93.

C29. $\text{NH}_2 + \text{NO}_2$. There have been four studies of this reaction (Hack et al.;¹ Kurasawa and Lesclaux;² Whyte and Phillips;³ and Xiang et al.⁴). There is very poor agreement among these studies both for k at 298 K (factor of 2.3) and for the temperature dependence of k ($T^{-3.0}$ and $T^{-1.3}$). The recommended values of k at 298 K and the temperature dependence of k are averages of the results reported in these four studies. Hack et al. have shown that the predominant reaction channel (>95%) produces $\text{N}_2\text{O} + \text{H}_2\text{O}$. Just as for the $\text{NH}_2 + \text{NO}$ reaction, the data for this reaction seem to indicate a factor of two discrepancy between flow and flash techniques, although the database is much smaller.

(Table: 85-37, Note: 87-41, Evaluated: 87-41) [Back to Table](#)

- (1) Hack, W.; Schacke, H.; Schroter, M.; Wagner, H. G. 17th International Symposium on Combustion, 1979.
- (2) Kurasawa, H.; Lesclaux, R. Kinetics of the reaction of NH_2 with NO_2 . *Chem. Phys. Lett.* **1979**, *66*, 602-607.
- (3) Whyte, A. R.; Phillips, L. F. Rates of reaction of NH_2 with N , NO and NO_2 . *Chem. Phys. Lett.* **1983**, *102*, 451-454.
- (4) Xiang, T.; Torres, M. L.; Guillory, W. A. State-selected reaction and relaxation of $\text{NH}_2[\text{X}^2\text{B}_1(0, \nu_2, 0)]$ radicals and NO_2 . *J. Chem. Phys.* **1985**, *83*, 1623-1629.

C30. $\text{NH} + \text{NO}$. The recommendation is derived from the room temperature results of Hansen et al.,² Cox et al.,¹ and Harrison et al.³ The temperature dependence is from Harrison et al.

(Table: 92-20, Note: 92-20) [Back to Table](#)

- (1) Cox, J. W.; Nelson, H. H.; McDonald, J. R. Temperature-dependent reaction kinetics of NH ($a^1\Delta$). *Chem. Phys.* **1985**, *96*, 175-182.
- (2) Hansen, I.; Hoinghaus, K.; Zetzsch, C.; Stuhl, F. Detection of NH ($X^3\Sigma^-$) by resonance fluorescence in the pulsed vacuum UV photolysis of NH_3 and its application to reactions of NH radicals. *Chem. Phys. Lett.* **1976**, *42*, 370-372.
- (3) Harrison, J. A.; Whyte, A. R.; Phillips, L. F. Kinetics of reactions of NH with NO and NO_2 . *Chem. Phys. Lett.* **1986**, *129*, 346-352.
- C31. NH + NO₂.** The recommendation is derived from the temperature-dependence study of Harrison et al.¹ (Table: 92-20, Note: 92-20, Evaluated: 92-20) [Back to Table](#)
- (1) Harrison, J. A.; Whyte, A. R.; Phillips, L. F. Kinetics of reactions of NH with NO and NO_2 . *Chem. Phys. Lett.* **1986**, *129*, 346-352.
- C32. O₃ + HNO₂.** Based on Kaiser and Japar¹ and Streit et al.² (Table: 82-57, Note: 82-57, Evaluated: 82-57) [Back to Table](#)
- (1) Kaiser, E. W.; Japar, S. M. The kinetics of the gas phase reaction of nitrous acid with ozone. *Chem. Phys. Lett.* **1977**, *52*, 121-124.
- (2) Streit, G. E.; Wells, J. S.; Fehsenfeld, F. C.; Howard, C. J. A tunable diode laser study of the reactions of nitric and nitrous acids: $\text{HNO}_3 + \text{NO}$ and $\text{HNO}_2 + \text{O}_3$. *J. Chem. Phys.* **1979**, *70*, 3439-3443, doi:10.1063/1.437878.
- C33. N₂O₅ + H₂O.** The recommended value at 298 K is based on the studies of Tuazon et al.,⁴ Atkinson et al.,¹ and Hjorth et al.² Sverdrup et al.³ obtained an upper limit that is a factor of four smaller than that obtained in the other studies, but the higher upper limit is recommended because of the difficulty of distinguishing between homogeneous and heterogeneous processes in the experiment. See the heterogeneous chemistry section of this evaluation for additional rate data for this reaction. (Table: 85-37, Note: 90-1, Evaluated: 90-1) [Back to Table](#)
- (1) Atkinson, R.; Tuazon, R. C.; Macleod, H.; Aschmann, S. M.; Winer, A. M. The gas-phase reaction of chlorine nitrate with water vapor. *Geophys. Res. Lett.* **1986**, *13*, 117-120.
- (2) Hjorth, J.; Ottobriani, G.; Cappellani, F.; Restelli, G. A Fourier transform infrared study of the rate constant of the homogeneous gas-phase reaction $\text{N}_2\text{O}_5 + \text{H}_2\text{O}$ and determination of absolute infrared band intensities of N_2O_5 and HNO_3 . *J. Phys. Chem.* **1987**, *91*, 1565-1568, doi:10.1021/j100290a055.
- (3) Sverdrup, G. M.; Spicer, C. W.; Ward, G. F. Investigation of the gas phase reaction of dinitrogen pentoxide with water vapor. *Int. J. Chem. Kinet.* **1987**, *19*, 191-205.
- (4) Tuazon, E. C.; Atkinson, R.; Plum, C. N.; Winer, A. M.; Pitts, J. N. The reaction of gas phase N_2O_5 with water vapor. *Geophys. Res. Lett.* **1983**, *10*, 953-956.
- C34. N₂(A,v) + O₂.** Rate constants for the overall reaction for the $v = 0, 1$ and 2 vibrational levels of $\text{N}_2(\text{A})$ have been made by Dreyer et al.,³ Zipf,⁹ Piper et al.,⁷ Iannuzzi and Kaufman,⁶ Thomas and Kaufman,⁸ and De Sousa et al.² The results of these studies are in relatively good agreement. The recommended values are (2.5 ± 0.4) , (4.0 ± 0.6) , and (4.5 ± 0.6) ($10^{-12} \text{ cm}^3 \text{ molecule}^{-1} \text{ s}^{-1}$), from the work of De Sousa et al. The only temperature dependence data are from De Sousa et al., who obtained $k(T,v) = k(v,298 \text{ K})(T/300)^{0.55}$ for $v = 0,1,2$. The observation of high N_2O production initially reported by Zipf⁹ has not been reproduced by other groups, and the branching ratio for this channel is probably less than 0.02 (Iannuzzi et al.,⁵ Black et al.,¹ De Sousa et al.,² and Fraser and Piper⁴). The branching ratios for the other channels are poorly established, although there is strong evidence for the formation of both $\text{O}(^3\text{P})$ and $\text{O}_2(\text{B}^3\Sigma_u^-)$. (Table: 94-26, Note: 94-26, Evaluated: 94-26) [Back to Table](#)
- (1) Black, G.; Jusinski, L. E.; Slinger, T. G. Rate coefficients for CS reactions with O_2 , O_3 and NO_2 at 298 K. *Chem. Phys. Lett.* **1983**, *102*, 64-68.
- (2) De Sousa, A. R.; Touzeau, M.; Petitdidier, M. Quenching reactions of metastable $\text{N}_2(\text{A}^3\Sigma, v=0, 1, 2)$ molecules by O_2 . *Chem. Phys. Lett.* **1985**, *121*, 423-428.
- (3) Dreyer, J. W.; Perner, D.; Roy, C. R. Rate constants for the quenching of $\text{N}_2(\text{A}^3\Sigma_u^+, v_A = 0-8)$ by CO , CO_2 , NH_3 , NO , and O_2 . *J. Chem. Phys.* **1974**, *61*, 3164-3169.
- (4) Fraser, M. E.; Piper, L. G. Product branching ratios from the $\text{N}_2(\text{A}^3\Sigma_u^+) + \text{O}_2$ interaction. *J. Phys. Chem.* **1989**, *93*, 1107-1111, doi:10.1021/j100340a017.
- (5) Iannuzzi, M. P.; Jeffries, J. B.; Kaufman, F. Product channels of the $\text{N}_2(\text{A}^3\Sigma_u^+) + \text{O}_2$ interaction. *Chem. Phys. Lett.* **1982**, *87*, 570-574.

- (6) Iannuzzi, M. P.; Kaufman, F. Rate constants for the reaction of $N_2(A^3\Sigma_u^+, v = 0, 1, \text{ and } 2)$ with O_2 . *J. Phys. Chem.* **1981**, *85*, 2163
- (7) Piper, L. G.; Caledonia, G. E.; Konnealy, J. P. Rate constants for deactivation of $N_2(A)v' = 0,1$ by O_2 . *J. Chem. Phys.* **1981**, *74*, 2888-2895.
- (8) Thomas, J. W.; Kaufman, F. Rate constants of the reactions of metastable $N_2(A^3\Sigma_u^+)$ in $v = 0, 1, 2,$ and 3 with ground state O_2 and O . *J. Chem. Phys.* **1985**, *83*, 2900-2903.
- (9) Zipf, E. C. A laboratory study on the formation of nitrous oxide by the reaction $N_2(A^3\Sigma_u^+) + O_2 \rightarrow N_2O + O$. *Nature (London)* **1980**, *287*, 523-525.

C35. $N_2(A,v) + O_3$. The only study is that of Bohmer and Hack,¹ who obtained 298 K rate constants of 4.1 ± 1.0 , 4.1 ± 1.2 , 8.0 ± 2.3 , and 10 ± 3.0 ($10^{-11} \text{ cm}^3 \text{ molecule}^{-1} \text{ s}^{-1}$) for the $v = 0-3$ vibrational levels of $N_2(A)$, respectively. This study determined that the NO channel accounts for about 20% of the reaction products. (Table: 94-26, Note: 94-26, Evaluated: 94-26) [Back to Table](#)

- (1) Bohmer, E.; Hack, W. Rate constants for the reactions of $N_2(A^3\Sigma_u^+, v')$ with $O_3(X^1A_1)$. *Ber. Bunsenges. Phys. Chem.* **1991**, *95*, 1688-1690.

1.8.3 Bibliography – NO_x Reactions

- Agrawalla, B. S.; Manocha, A. S.; Setser, D. W. Studies of H and O atom reactions by OH infrared chemiluminescence. *J. Phys. Chem.* **1981**, *85*, 2873-2877.
- Andresen, P.; Jacobs, A.; Kleinermanns, C.; Wolfrum, J. In *19th Symp. (Intl.) Combustion*, 1982; pp 11.
- Atakan; Jacobs, B. A.; Wahl, M.; Weller, R.; Wolfrum, J. Kinetic measurements and product branching ratio for the reaction NH₂ + NO at 294-1027 K. *Chem. Phys. Lett.* **1989**, *155*, 609-613.
- Atkinson, R.; Tuazon, R. C.; Macleod, H.; Aschmann, S. M.; Winer, A. M. The gas-phase reaction of chlorine nitrate with water vapor. *Geophys. Res. Lett.* **1986**, *13*, 117-120.
- Bardwell, M. W.; Bacak, A.; Raventos, M. T.; Percival, C. J.; Sanchez-Reyna, G.; Shallcross, D. E. Kinetics of the HO₂ + NO reaction: A temperature and pressure dependence study using chemical ionisation mass spectrometry. *Phys. Chem. Chem. Phys.* **2003**, *5*, 2381-2385, 10.1039/b300842h.
- Barnes, I.; Bastian, V.; Becker, K. H.; Fink, E. H.; Zabel, F. Rate constant of the reaction of OH with HO₂NO₂. *Chem. Phys. Lett.* **1981**, *83*, 459-464.
- Barnes, I.; Bastian, V.; Becker, K. H.; Fink, E. H.; Zabel, F. Pressure dependence of the reaction of OH with HO₂NO₂. *Chem. Phys. Lett.* **1986**, *123*, 28-32.
- Barnett, A. J.; Marston, G.; Wayne, R. P. Kinetics and chemiluminescence in the reaction of N atoms with O₂ and O₃. *J. Chem. Soc. Faraday Trans. 2* **1987**, *83*, 1453-1463.
- Becker, E.; Rahman, M. M.; Schindler, R. N. Determination of the rate constants for the gas phase reactions of NO₃ with H, OH and HO₂ radicals at 298 K. *Ber. Bunsenges. Phys. Chem.* **1992**, *96*, 776-783.
- Becker, K. H.; Groth, W.; Kley, D. The rate constant of the aeronomic reaction N + O₂. *Z. Naturforsch* **1969**, *A24*, 1280-1281.
- Bemand, P. P.; Clyne, M. A. A. Atomic resonance fluorescence for rate constants of rapid bimolecular reactions Part 6.-Hydrogen atom reactions: H + Cl₂ from 300 to 730 K and H + NO₂ at 298 K. *J. Chem. Soc. Faraday Trans. 2* **1977**, *73*, 394-405.
- Bemand, P. P.; Clyne, M. A. A.; Watson, R. T. Atomic resonance fluorescence and mass spectrometry for measurements of the rate constants for elementary reactions: O ³P_J + NO₂ → NO + O₂ and NO + O₃ → NO₂ + O₂. *J. Chem. Soc. Faraday Trans. 2* **1974**, *70*, 564-576.
- Biggs, P.; Canosa-Mas, C. E.; Monks, P. S.; Wayne, R. P.; Benter, T.; Schindler, R. N. The kinetics of the nitrate radical self-reaction. *Int. J. Chem. Kinet.* **1993**, *25*, 805-817.
- Birks, J. W.; Shoemaker, B.; Leck, T. J.; Hinton, D. M. Studies of reactions of importance in the stratosphere. I. Reaction of nitric oxide with ozone. *J. Chem. Phys.* **1976**, *65*, 5181-5185.
- Black, G.; Jusinski, L. E.; Slinger, T. G. Rate coefficients for CS reactions with O₂, O₃ and NO₂ at 298 K. *Chem. Phys. Lett.* **1983**, *102*, 64-68.
- Bohmer, E.; Hack, W. Rate constants for the reactions of N₂(A³Σ_u⁺, v') with O₃(X¹A₁). *Ber. Bunsenges. Phys. Chem.* **1991**, *95*, 1688-1690.
- Bohn, B.; Zetzsch, C. Rate constants of HO₂ + NO covering atmospheric conditions .I. HO₂ formed by OH + H₂O₂. *J. Phys. Chem. A* **1997**, *101*, 1488-1493.
- Boodaghians, R. B.; Canosa-Mas, C. E.; Carpenter, P. J.; Wayne, R. P. The reactions of NO₃ with OH and H. *J. Chem. Soc. Faraday Trans. 2* **1988**, *84*, 931-948.
- Borders, R. A.; Birks, J. W. High-precision measurements of activation energies over small temperature intervals: Curvature in the Arrhenius plot for the reaction NO + O₃ → NO₂ + O₂. *J. Phys. Chem.* **1982**, *86*, 3295-3302.
- Brown, S. S.; Burkholder, J. B.; Talukdar, R. K.; Ravishankara, A. R. Reaction of hydroxyl radical with nitric acid: Insights into its mechanism. *J. Phys. Chem. A* **2001**, *105*, 1605-1614, doi:10.1021/jp002394m.
- Brown, S. S.; Talukdar, R. K.; Ravishankara, A. R. Reconsideration of the rate constant for the reaction of hydroxyl radicals with nitric acid. *J. Phys. Chem. A* **1999**, *103*, 3031-3037.
- Brunning, J.; Clyne, M. A. A. Elementary reactions of the SF radical Part 1.-Rate constants for the reactions F + OCS → SF + CO and SF + SF → SF₂ + S. *J. Chem. Soc. Faraday Trans 2* **1984**, *80*, 1001-1014.
- Bulatov, V. P.; Buloyan, A. A.; Cheskis, S. G.; Kozliner, M. Z.; Sarkisov, O. M.; Trostin, A. I. On the reaction of the NH₂ radical with ozone. *Chem. Phys. Lett.* **1980**, *74*, 288-292.
- Burkholder, J. B.; Mellouki, A.; Talukdar, R.; Ravishankara, A. R. Rate coefficients for the reaction of OH with HONO between 298 and 373 K. *Int. J. Chem. Kinet.* **1992**, *24*, 711-725.
- Burrows, J. P.; Cliff, D. I.; Harris, G. W.; Thrush, B. A.; Wilkinson, J. P. T. Atmospheric reactions of the HO₂ radical studied by laser magnetic-resonance spectroscopy. *Proc. Roy. Soc. Lond. A.* **1979**, *368*, 463-481.
- Cantrell, C. A.; Davidson, J. A.; McDaniel, A. H.; Shetter, R. E.; Calvert, J. G. The equilibrium constant for N₂O₅ ⇌ NO₂ + NO₃: Absolute determination by direct measurement from 243 to 397 K. *J. Chem. Phys.* **1988**, *88*, 4997-5006.
- Cantrell, C. A.; Shetter, R. E.; McDaniel, A. H.; Calvert, J. G. The rate coefficient for the reaction NO₂ + NO₃ → NO + NO₂ + O₂ from 273 to 313 K. *J. Geophys. Res.* **1990**, *95*, 20531-20537.

- Carr, S.; Heard, D. E.; Blitz, M. A. Comment on "Atmospheric hydroxyl radical production from electronically excited NO₂ and H₂O". *Science* **2009**, *324*, 336b, doi:10.1126/science.1166669.
- Chang, J. S.; Trevor, P. L.; Barker, J. R. O(³P) + HOONO₂ → Products: Temperature-dependent rate constant. *Int. J. Chem. Kinet.* **1981**, *13*, 1151-1161.
- Chapman, C. J.; Wayne, R. P. The reaction of atomic oxygen and hydrogen with nitric acid. *Int. J. Chem. Kinet.* **1974**, *6*, 617-630.
- Cheah, C. T.; Clyne, M. A. A. Reactions forming electronically-excited free radicals Part 2.-Formation of N⁴S, N²D and N²P atoms in the H + NF₂ reaction, and N atom reactions. *J. Chem. Soc. Faraday Trans. II* **1980**, *76*, 1543-1560.
- Chen, M. C.; Taylor, H. A. Reactions of nitrogen atoms with ozone. *J. Chem. Phys.* **1961**, *34*, 1344-1347.
- Cheskis, S. G.; Iogansen, A. A.; Sarkisov, O. M.; Titov, A. A. Laser photolysis of ozone in the presence of ammonia. Formation and decay of vibrationally excited NH₂ radicals. *Chem. Phys. Lett.* **1985**, *120*, 45-49.
- Cheskis, S. G.; Sarkisov, O. M. Flash photolysis of ammonia in the presence of oxygen. *Chem. Phys. Lett.* **1979**, *62*, 72-76.
- Clark, I. D.; Wayne, R. P. Kinetics of the reaction between atomic nitrogen and molecular oxygen in the ground (³Σ_g⁻) and first excited (¹Δ_g) states. *Proc. Roy. Soc. Lond. A.* **1970**, *316*, 539-550.
- Clough, P. N.; Thrush, B. A. Mechanism of chemiluminescent reaction between nitric oxide and ozone. *Trans. Faraday Soc.* **1967**, *63*, 915-925.
- Clyne, M. A. A.; McDermid, I. S. Mass spectrometric determinations of the rates of elementary reactions of NO and of NO₂ with ground state N⁴S atoms. *J. Chem. Soc. Faraday Trans. 1* **1975**, *71*, 2189-2202.
- Clyne, M. A. A.; Monkhouse, P. Atomic resonance fluorescence for rate constants of rapid bimolecular reactions Part 5-Hydrogen atom reactions; H + NO₂ and H + O₃. *J. Chem. Soc. Faraday Trans. 2* **1977**, *73*, 298-309.
- Clyne, M. A. A.; Ono, Y. Determination of the rate constant of reaction of N(⁴S_{3/2}) with NO₂ using resonance fluorescence in a discharge flow system. *Chem. Phys.* **1982**, *69*, 381-388.
- Cox, J. W.; Nelson, H. H.; McDonald, J. R. Temperature-dependent reaction kinetics of NH(a¹Δ). *Chem. Phys.* **1985**, *96*, 175-182.
- Cox, R. A.; Coker, G. B. Kinetics of the reaction of nitrogen dioxide with ozone. *J. Atmos. Chem.* **1983**, *1*, 53-63.
- Cox, R. A.; Derwent, R. G.; Holt, P. M. The photo-oxidation of ammonia in the presence of NO and NO₂. *Chemosphere* **1975**, *4*, 201-205.
- Cox, R. A.; Derwent, R. G.; Holt, P. M. Relative rate constants for the reactions of OH radicals with H₂, CH₄, CO, NO and HONO at atmospheric pressure and 296 K. *J. Chem. Soc. Faraday Trans. 1* **1976**, *72*, 2031-2043.
- Crowley, J. N.; Carl, S. A. OH formation in the photoexcitation of NO₂ beyond the dissociation threshold in the presence of water vapor. *J. Phys. Chem. A* **1997**, *101*, 4178-4184.
- Daniels, F.; Johnston, E. H. The thermal decomposition of gaseous nitrogen pentoxide. A monomolecular reaction. *J. Am. Chem. Soc.* **1921**, *43*, 53-71, doi:10.1021/ja01434a007.
- Davis, D. D.; Herron, J. T.; Huie, R. E. Absolute rate constants for the reaction O(³P) + NO₂ → NO + O₂ over the temperature range 230-339°K. *J. Chem. Phys.* **1973**, *58*, 530-535.
- Davis, D. D.; Prusaczyk, J.; Dwyer, M.; Kim, P. A stop-flow time-of-flight mass spectrometry kinetics study. Reaction of ozone with nitrogen dioxide and sulfur dioxide. *J. Phys. Chem.* **1974**, *78*, 1775-1779.
- De Sousa, A. R.; Touzeau, M.; Petitdidier, M. Quenching reactions of metastable N₂(A³Σ, v_A = 0, 1, 2) molecules by O₂. *Chem. Phys. Lett.* **1985**, *121*, 423-428.
- Devolder, P.; Carlier, M.; Pauwels, J. F.; Sochet, L. R. Rate constant for the reaction of OH with nitric acid: A new investigation by discharge flow resonance fluorescence. *Chem. Phys. Lett.* **1984**, *111*, 94-99.
- Diau, E. W.; Yu, T.; Wagner, M. A. G.; Lin, M. C. Kinetics of the NH₂ + NO reaction: Effects of temperature on the total rate constant and the OH/H₂O branching ratio. *J. Phys. Chem.* **1994**, *98*, 4034-4042, doi:10.1021/j100066a022.
- Diau, E. W.-G.; Tso, T.-L.; Lee, Y.-P. Kinetics of the reaction OH + NH₃ in the range 273-433 K. *J. Phys. Chem.* **1990**, *94*, 5261-5265.
- Dolson, D. A. Experimental determination of the OH product yield from NH₂ + NO at 300 K. *J. Phys. Chem.* **1986**, *90*, 6714-6718, doi:10.1021/j100283a025.
- Dreier, T.; Wolfrum, J. 20th International Symposium on Combustion, 1984.
- Dreyer, J. W.; Perner, D.; Roy, C. R. Rate constants for the quenching of N₂(A³Σ_u⁺, v_A = 0-8) by CO, CO₂, NH₃, NO, and O₂. *J. Chem. Phys.* **1974**, *61*, 3164-3169.
- Estupiñán, E. G., J. M. Nicovich and P.H. Wine A temperature-dependent kinetics study of the important stratospheric reaction O(³P) + NO₂ → O₂ + NO. *J. Phys. Chem. A* **2001**, *105*, 9697-9703, doi:10.1021/jp011940o.
- Fraser, M. E.; Piper, L. G. Product branching ratios from the N₂(A³Σ_u⁺) + O₂ interaction. *J. Phys. Chem.* **1989**, *93*, 1107-1111, doi:10.1021/j100340a017.
- Garvin, D.; Broida, H. P. 9th Symposium on Combustion, 1963.

- Geers-Müller, R.; Stuhl, F. On the kinetics of the reactions of oxygen atoms with NO₂, N₂O₄, and N₂O₃ at low temperatures. *Chem. Phys. Lett.* **1987**, *135*, 263-268.
- Gehring, M.; Hoyermann, K.; Sahaek, H.; Wolfrum, J. 14th Int. Symposium on Combustion, 1973.
- Gierczak, T.; Burkholder, J. B.; Ravishankara, A. R. Temperature dependent rate coefficient for the reaction O(³P) + NO₂ → NO + O₂. *J. Phys. Chem. A* **1999**, *103*, 877-883.
- Glaschick-Schimpf, I.; Leiss, A.; Monkhouse, P. B.; Schurath, U.; Becker, K. H.; Fink, E. H. A kinetic study of the reactions of HO₂/DO₂ radicals with nitric oxide using near-infrared chemiluminescence detection. *Chem. Phys. Lett.* **1979**, *67*, 318-323.
- Gordon, S.; Mulac, W.; Nangia, P. Pulse radiolysis of ammonia gas. 11. Rate of disappearance of the NH₂(X²B₁) radical. *J. Phys. Chem.* **1971**, *75* 2087-2093.
- Graham, R. A.; Johnston, H. S. Kinetics of the gas-phase reaction between ozone and nitrogen dioxide. *J. Chem. Phys.* **1974**, *60*, 4628-4629.
- Graham, R. A.; Johnston, H. S. The photochemistry of NO₃ and the kinetics of the N₂O₅-O₃ system. *J. Phys. Chem.* **1978**, *82*, 254-268, doi:10.1021/j100492a002.
- Hack, W.; Horie, O.; Wagner, H. G. The rate of the reaction of NH₂ with O₃. *Ber. Bunsenges. Phys. Chem.* **1981**, *85*, 72-78.
- Hack, W.; Horie, O.; Wagner, H. G. Determination of the rate of the reaction of NH₂ with O₂. *J. Phys. Chem.* **1982**, *86*, 765-771, doi:10.1021/j100394a036c.
- Hack, W.; Hoyermann, K.; Wagner, H. G. Gas phase reactions of hydroxyl radical with ammonia and hydrazine. *Ber. Bunsenges. Phys. Chem.* **1974**, *78*, 386-391.
- Hack, W.; Preuss, A. W.; Temps, F.; Wagner, H. G.; Hoyermann, K. Direct determination of the rate constant of the reaction NO + HO₂ → NO₂ + OH with the LMR. *Int. J. Chem. Kinet.* **1980**, *12*, 851-860.
- Hack, W.; Schacke, H.; Schroter, M.; Wagner, H. G. 17th International Symposium on Combustion, 1979.
- Hall, I. W.; Wayne, R. P.; Cox, R. A.; Jenkin, M. E.; Hayman, G. D. Kinetics of the reaction of NO₃ with HO₂. *J. Phys. Chem.* **1988**, *92*, 5049-5054, doi:10.1021/j100328a043.
- Hammer, P. D.; Dlugokencky, E. J.; Howard, C. J. Kinetics of the gas-phase reaction NO + NO₃ → 2NO₂. *J. Phys. Chem.* **1986**, *90*, 2491-2496, doi:10.1021/j100402a045.
- Hancock, G.; Lange, W.; Lenzi, M.; Welge, K. H. Laser fluorescence of NH₂ and rate constant measurement of NH₂ + NO. *Chem. Phys. Lett.* **1975**, *33*, 168-172.
- Hansen, I.; Hoinghaus, K.; Zetzsch, C.; Stuhl, F. Detection of NH (X³Σ⁻) by resonance fluorescence in the pulsed vacuum UV photolysis of NH₃ and its application to reactions of NH radicals. *Chem. Phys. Lett.* **1976**, *42*, 370-372.
- Harrison, J. A.; Whyte, A. R.; Phillips, L. F. Kinetics of reactions of NH with NO and NO₂. *Chem. Phys. Lett.* **1986**, *129*, 346-352.
- Herron, J. T. Rate of the reaction NO + N. *J. Chem. Phys.* **1961**, *35*, 1138-1139.
- Hjorth, J.; Cappellani, F.; Nielsen, C. J.; Restelli, G. Determination of the NO₃ + NO₂ → NO + O₂ + NO₂ rate constant by infrared diode laser and Fourier transform spectroscopy. *J. Phys. Chem.* **1989**, *93*, 5458-5461, doi:10.1021/j100351a028.
- Hjorth, J.; Ottobriani, G.; Cappellani, F.; Restelli, G. A Fourier transform infrared study of the rate constant of the homogeneous gas-phase reaction N₂O₅ + H₂O and determination of absolute infrared band intensities of N₂O₅ and HNO₃. *J. Phys. Chem.* **1987**, *91*, 1565-1568, doi:10.1021/j100290a055.
- Howard, C. J. Temperature dependence of the reaction HO₂ + NO → OH + NO₂. *J. Chem. Phys.* **1979**, *71*, 2352-2359.
- Howard, C. J.; Evenson, K. M. Kinetics of the reaction of HO₂ with NO. *Geophys. Res. Lett.* **1977**, *4*, 437-440.
- Huie, R. E.; Herron, J. T. The rate constant for the reaction O₃ + NO₂ → O₂ + NO₃ over the temperature range 259-362 °K. *Chem. Phys. Lett.* **1974**, *27*, 411-414.
- Husain, D.; Slater, N. K. H. Kinetic study of ground state atomic nitrogen, N(2⁴S_{3/2}), by time-resolved atomic resonance fluorescence. *J. Chem. Soc. Faraday Trans. II* **1980**, *76*, 606-619.
- Iannuzzi, M. P.; Jeffries, J. B.; Kaufman, F. Product channels of the N₂(A³Σ_u⁺) + O₂ interaction. *Chem. Phys. Lett.* **1982**, *87*, 570-574.
- Iannuzzi, M. P.; Kaufman, F. Rate constants for the reaction of N₂(A³Σ_u⁺, v = 0, 1, and 2) with O₂. *J. Phys. Chem.* **1981**, *85*, 2163
- Imamura, T.; Washida, N. Measurements of rate constants for HO₂ + NO and NH₂ + NO reactions by time-resolved photoionization mass spectrometry. *Laser Chem.* **1995**, *16*, 43-51.
- Ishikawa, Y.; Sugawara, K.; Sato, S. *Abstracts of Papers*; ACS/CSJ Chemical Congress, 1979; Vol. 1.
- Iwata, R.; Ferrieri, R. A.; Wolf, A. P. Rate constant determination of the reaction of metastable N(²D, ²P) with NO₂ using moderated nuclear recoil atoms. *J. Phys. Chem.* **1986**, *90*, 6722-6726, doi:10.1021/j100283a027.
- Jayanty, R. K. M.; Simonaitis, R.; Hecklen, J. Reaction of NH₂ with NO and O₂. *J. Phys. Chem.* **1976**, *80*, 433-437.
- Jemi-Alade, A. A.; Thrush, B. A. Reactions of HO₂ with NO and NO₂ studied by mid-infrared laser magnetic resonance. *J. Chem. Soc. Faraday Trans.* **1990**, *86*, 3355-3363.

- Jenkin, M. E.; Cox, R. A. Kinetics of the gas-phase reaction of OH with nitrous acid. *Chem. Phys. Lett.* **1987**, *137*, 548-552.
- Jeoung, S. C.; Choo, K. Y.; Benson, S. W. Very low pressure reactor chemiluminescence studies on N atom reactions with CHCl₃ and CDCl₃. *J. Phys. Chem.* **1991**, *95*, 7282-7290.
- Johnston, H. S.; Tao, Y.-S. Thermal decomposition of nitrogen pentoxide at high temperature. *J. Am. Chem. Soc.* **1951**, *73*, 2948-2949, doi:10.1021/ja01150a518.
- Kaiser, E. W.; Japar, S. M. The kinetics of the gas phase reaction of nitrous acid with ozone. *Chem. Phys. Lett.* **1977**, *52*, 121-124.
- Kaiser, E. W.; Japar, S. M. The kinetics of the gas phase reaction of O(³P) with N₂O₅. *Chem. Phys. Lett.* **1978**, *54*, 265-268.
- Kistiakowsky, G. B.; Volpi, G. G. Reactions of nitrogen atoms. I. Oxygen and oxides of nitrogen. *J. Chem. Phys.* **1957**, *27*, 1141-1149.
- Kistiakowsky, G. B.; Volpi, G. G. Reactions of nitrogen atoms. II. H₂, CO, NH₃, NO, and NO₂. *J. Chem. Phys.* **1958**, *28*, 665-668.
- Ko, T.; Fontijn, A. High temperature photochemistry kinetics study of the reaction H + NO₂ → OH + NO from 286 to 760 K. *J. Phys. Chem.* **1991**, *95*, 3984-3987.
- Kurasawa, H.; Lesclaux, R. Kinetics of the reaction of NH₂ with NO₂. *Chem. Phys. Lett.* **1979**, *66*, 602-607.
- Kurasawa, H.; Lesclaux, R. 14th Informal Photochemistry Conference, 1980, Newport Beach, CA.
- Kurasawa, H.; Lesclaux, R. Rate constant for the reaction of NH₂ with ozone in relation to atmospheric processes. *Chem. Phys. Lett.* **1980**, *72*, 437-442.
- Kurylo, M. J. Kinetics of the reactions OH(v=0) + NH₃ → H₂O + NH₂ and OH(v=0) + O₃ → HO₂ + O₂ at 298°K. *Chem. Phys. Lett.* **1973**, *23*, 467-471.
- Lee, J. H.; Michael, J. V.; Payne, W. A., Jr.; Stief, L. J. Absolute rate of the reaction of N(⁴S) with NO from 196-400 K with DF-RF and FP-RF techniques. *J. Chem. Phys.* **1978**, *69*, 3069-3076.
- Lesclaux, R.; Demissy, M. On the reaction of NH₂ radical with O₂, NO and NO₂. *Nouv. J. Chim.* **1977**, *1*, 443-444.
- Lesclaux, R.; Khe, P. V.; Dezaudier, P.; Soullignac, J. C. Flash photolysis studies of the reaction of NH₂ radicals with NO. *Chem. Phys. Lett.* **1975**, *35*, 493-497.
- Leu, M. T. Rate constant for the reaction HO₂ + NO → OH + NO₂. *J. Chem. Phys.* **1979**, *70*, 1662-1666.
- Li, S. P.; Matthews, J.; Sinha, A. Atmospheric hydroxyl radical production from electronically excited NO₂ and H₂O. *Science* **2008**, *319*, 1657-1660, doi:10.1126/science.1151443.
- Lin, C.-L.; Parkes, D. A.; Kaufman, F. Oscillator strength of the resonance transitions of ground-state N and O. *J. Chem. Phys.* **1970**, *53*, 3896-3900.
- Lippmann, H. H.; Jesser, B.; Schurath, U. The rate constant of NO + O₃ → NO₂ + O₂ in the temperature range of 283-443 K. *Int. J. Chem. Kinet.* **1980**, *12*, 547-554.
- Littlejohn, D.; Johnston, H. S. Rate constant for the reaction of hydroxyl radicals and peroxyxynitric acid. *EOS* **1980**, *61*, 966.
- Lozovsky, V. A.; Ioffe, M. A.; Sarkisov, O. M. On the reaction of the NH₂ radical with oxygen. *Chem. Phys. Lett.* **1984**, *110*, 651-654.
- Margitan, J. J.; Watson, R. T. Kinetics of the reaction of hydroxyl radicals with nitric acid. *J. Phys. Chem.* **1982**, *86*, 3819-3824, doi:10.1021/j100216a022.
- Mellouki, A.; Le Bras, G.; Poulet, G. Kinetics of the reactions of NO₃ with OH and HO₂. *J. Phys. Chem.* **1988**, *92*, 2229-2234, doi:10.1021/j100319a029.
- Mellouki, A.; Talukdar, R. K.; Bopegedera, A. M. R. P.; Howard, C. J. Study of the kinetics of the reactions of NO₃ with HO₂ and OH. *Int. J. Chem. Kinet.* **1993**, *25*, 25-39.
- Michael, J. V.; Allen, J. E., Jr.; Brobst, W. D. Temperature dependence of the NO + O₃ reaction rate from 195 to 369 K. *J. Phys. Chem.* **1981**, *85*, 4109-4117, doi:10.1021/j150626a032.
- Michael, J. V.; Klemm, R. B.; Brobst, W. D.; Bosco, S. R.; Nava, D. F. Flash photolysis-laser induced fluorescence study of the rate constant for NH₂ + O₂ between 245 and 459 K. *J. Phys. Chem.* **1985**, *89*, 3335-3337, doi:10.1021/j100261a035.
- Michael, J. V.; Nava, D. F.; Payne, W. A.; Lee, J. H.; Stief, L. J. Rate constant for the reaction H + NO₂ from 195 to 400 K with FP-RF and DF-RF techniques. *J. Phys. Chem.* **1979**, *83*, 2818-2823, doi:10.1021/j100485a003.
- Moonen, P. C.; Cape, J. N.; Storeton-West, R. L.; McColm, R. Measurement of the NO + O₃ reaction rate at atmospheric pressure using realistic mixing ratios. *J. Atmos. Chem.* **1998**, *29*, 299-314.
- Ongstad, A. P.; Birks, J. W. Studies of reactions of importance in the stratosphere. VI. Temperature dependence of the reactions O + NO₂ → NO + O₂ and O + ClO → Cl + O₂. *J. Chem. Phys.* **1986**, *85*, 3359-3368, doi:10.1063/1.450957.
- Pagsberg, P. B.; Erikson, J.; Christensen, H. C. Pulse radiolysis of gaseous ammonia-oxygen mixtures. *J. Phys. Chem.* **1979**, *83*, 582-590, doi:10.1021/j100468a006.
- Park, J.; Lin, M. C. Direct determination of product branching for the NH₂ + NO reaction at temperatures between 302 and 1060 K. *J. Phys. Chem.* **1996**, *100*, 3317-3319, doi:10.1021/jp9533741.

- Patrick, R.; Golden, D. M. Kinetics of the reactions of NH₂ radicals with O₃ and O₂. *J. Phys. Chem.* **1984**, *88*, 491-495, doi:10.1021/j150647a034.
- Paulson, S. E.; Orlando, J. J.; Tyndall, G. S.; Calvert, J. G. Rate coefficients for the reactions of O(³P) with selected biogenic hydrocarbons. *Int. J. Chem. Kinet.* **1995**, *27*, 997-1008.
- Perry, R. A.; Atkinson, R.; Pitts, J. N., Jr. Rate constants for the reactions OH + H₂S → H₂O + SH and OH + NH₃ → H₂O + NH₂ over the temperature range 297-427 °K. *J. Chem. Phys.* **1976**, *64*, 3237-3239.
- Phillips, L. F.; Schiff, H. I. Mass spectrometer studies of atoms reactions. I. Reactions in the atomic nitrogen-ozone system. *J. Chem. Phys.* **1962**, *36*, 1509-1517.
- Piper, L. G.; Caledonia, G. E.; Konnealy, J. P. Rate constants for deactivation of N₂(A)*v*' = 0,1 by O₂. *J. Chem. Phys.* **1981**, *74*, 2888-2895.
- Ray, G. W.; Watson, R. T. Kinetics of the reaction NO + O₃ → NO₂ + O₂ from 212 to 422 K. *J. Phys. Chem.* **1981**, *85* 1673-1676, doi:10.1021/j150612a015.
- Rozenshtein, V. B.; Gershenzon, Y. M.; Il'in, S. D.; Kishkovitch, O. P. Reactions of HO₂ with NO, OH and HO₂ studied by EPR/LMR spectroscopy. *Chem. Phys. Lett.* **1984**, *112*, 473-478.
- Sander, S. P.; Kircher, C. C. Temperature dependence of the reaction NO + NO₃ → 2NO₂. *Chem. Phys. Lett.* **1986**, *126*, 149-152.
- Sarkisov, O. M.; Cheskis, S. G.; Sviridenkov, E. A. Study of NH₂ + NO reaction employing intracavity laser spectroscopy. *Bull. Acad. Sci. USSR Chem.* **1978**, *Ser. 27*, 2336-2338.
- Schurath, U.; Lippmann, H. H.; Jesser, B. Temperature dependence of the chemiluminescent reaction (1), NO + O₃ → NO₂(²A₁-²B_{1,2}) + O₂, and quenching of the excited product. *Ber. Bunsenges. Phys. Chem.* **1981**, *85*, 807-813.
- Seeley, J. V.; Meads, R. F.; Elrod, M. J.; Molina, M. J. Temperature and pressure dependence of the rate constant for the HO₂ + NO reaction. *J. Phys. Chem.* **1996**, *100*, 4026-4031.
- Silver, J. A.; Kolb, C. E. Rate constant for the reaction NH₃ + OH → NH₂ + H₂O over a wide temperature range. *Chem. Phys. Lett.* **1980**, *75*, 191-195.
- Silver, J. A.; Kolb, C. E. Kinetic measurements for the reaction of NH₂ + NO over the temperature range 294-1215 K. *J. Phys. Chem.* **1982**, *86*, 3240-3246, doi:10.1021/j100213a033.
- Silver, J. A.; Kolb, C. E. A reevaluation of the branching ratio for the reaction of NH₂ with NO. *J. Phys. Chem.* **1987**, *91*, 3713-3714, doi:10.1021/j100297a051.
- Slanger, T. G.; Wood, B. J.; Black, G. Investigation of the rate coefficient for O(³P) + NO₂ → O₂ + NO. *Int. J. Chem. Kinet.* **1973**, *5*, 615-620.
- Smith, C. A.; Molina, L. T.; Lamb, J. J.; Molina, M. J. Kinetics of the reaction of OH with pernitric and nitric acids. *Int. J. Chem. Kinet.* **1984**, *16*, 41-55.
- Smith, I. W. M.; Zellner, R. Rate measurements of OH by resonance absorption. IV. Reactions of OH with NH₃ and HNO₃. *Int. J. Chem. Kinet. Symp. No. 1* **1975**, 341-351.
- Stachnik, R. A.; Molina, M. J.; Molina, L. T. Pressure and temperature dependences of the reaction of OH with nitric acid. *J. Phys. Chem.* **1986**, *90*, 2777-2780, doi:10.1021/j100403a044.
- Stedman, D. H.; Niki, H. Kinetics and mechanism for the photolysis of nitrogen dioxide in air. *J. Phys. Chem.* **1973**, *77*, 2604-2609.
- Stephens, J. W.; Morter, C. L.; Farhat, S. K.; Glass, G. P.; Curl, R. F. Branching ratio of the reaction NH₂ + NO at elevated temperatures. *J. Phys. Chem.* **1993**, *97*, 8944-8951, doi:10.1021/j100137a019.
- Stephens, R. D. Absolute rate constants for the reaction of hydroxyl radicals with ammonia from 297 to 364 K. *J. Phys. Chem.* **1984**, *88*, 3308-3313, doi:10.1021/j150659a034.
- Stief, L. J.; Brobst, W. D.; Nava, D. F.; Borkowski, R. P.; Michael, J. V. Rate constant for the reaction NH₂ + NO from 216 to 480 K. *J. Chem. Soc. Faraday Trans. 2* **1982**, *78*, 1391-1401.
- Stief, L. J.; Payne, W. A.; Lee, J. H.; Michael, J. V. The reaction N(⁴S) + O₃: An upper limit for the rate constant at 298 K. *J. Chem. Phys.* **1979**, *70*, 5241-5243.
- Streit, G. E.; Wells, J. S.; Fehsenfeld, F. C.; Howard, C. J. A tunable diode laser study of the reactions of nitric and nitrous acids: HNO₃ + NO and HNO₂ + O₃. *J. Chem. Phys.* **1979**, *70*, 3439-3443, doi:10.1063/1.437878.
- Stuhl, F. Absolute rate constant for the reaction OH + NH₃ → NH₂ + H₂O. *J. Chem. Phys.* **1973**, *59*, 635-637.
- Sugawara, K.; Ishikawa, Y.; Sato, S. The rate constants of the reactions of the metastable nitrogen atoms, ²D and ²P, and the reactions of N(⁴S) + NO → N₂ + O(³P) and O(³P) + NO + M → NO₂ + M. *Bull. Chem. Soc. Jpn.* **1980**, *53*, 3159-3164.
- Sverdrup, G. M.; Spicer, C. W.; Ward, G. F. Investigation of the gas phase reaction of dinitrogen pentoxide with water vapor. *Int. J. Chem. Kinet.* **1987**, *19*, 191-205.
- Thomas, J. W.; Kaufman, F. Rate constants of the reactions of metastable N₂(A ³Σ_u⁺) in *v* = 0, 1, 2, and 3 with ground state O₂ and O. *J. Chem. Phys.* **1985**, *83*, 2900-2903.
- Thrush, B. A.; Wilkinson, J. P. T. The rate of reaction of HO₂ radicals with HO and with NO. *Chem. Phys. Lett.* **1981**, *81*, 1-3.

- Trevor, P. L.; Black, G.; Barker, J. R. Reaction rate constant for $\text{OH} + \text{HOONO}_2 \rightarrow \text{products}$ over the temperature range 246 to 324 K. *J. Phys. Chem.* **1982**, *86*, 1661-1669, doi:10.1021/j100206a035.
- Tuazon, E. C.; Atkinson, R.; Plum, C. N.; Winer, A. M.; Pitts, J. N. The reaction of gas phase N_2O_5 with water vapor. *Geophys. Res. Lett.* **1983**, *10*, 953-956.
- Tyndall, G. S.; Orlando, J. J.; Calvert, J. G. Upper limit for the rate coefficient for the reaction $\text{HO}_2 + \text{NO}_2 \rightarrow \text{HONO} + \text{O}_2$. *Environ. Sci. Technol.* **1995**, *29*, 202-206, doi:10.1021/es00001a026.
- Tyndall, G. S.; Orlando, J. J.; Cantrell, C. A.; Shetter, R. E.; Calvert, J. G. Rate coefficient for the reaction $\text{NO} + \text{NO}_3 \rightarrow 2\text{NO}_2$ between 223 and 400 K. *J. Phys. Chem.* **1991**, *95*, 4381-4386.
- Tyndall, G. S.; Orlando, J. J.; Nickerson, K. E.; Cantrell, C. A.; Calvert, J. G. An upper limit for the rate coefficient of the reaction of NH_2 radicals with O_2 using FTIR product analysis. *J. Geophys. Res.* **1991**, *96*, 20761-20768.
- Verhees, P. W. C.; Adema, E. H. The NO_2 - O_3 system at sub-ppm concentrations: Influence of temperature and relative humidity. *J. Atmos. Chem.* **1985**, *2*, 387-403.
- Wagner, H. G.; Welzbacher, U.; Zellner, R. Rate measurements for reactions $\text{H} + \text{NO}_2 \rightarrow \text{OH} + \text{NO}$ and $\text{H} + \text{NOCl} \rightarrow \text{HCl} + \text{NO}$ by Lyman- α fluorescence. *Ber. Bunsenges. Phys. Chem.* **1976**, *80*, 1023-1027.
- Walch, S. P. Theoretical characterization of the reaction $\text{NH}_2 + \text{NO} \rightarrow \text{products}$. *J. Chem. Phys.* **1993**, *99*, 5295-5300.
- Wategaonkar, S. J.; Setser, D. W. Infrared chemiluminescence studies of H atom reactions with Cl_2O , ClNO , F_2O , CF_3OF , ClO_2 , NO_2 , and ClO . *J. Chem. Phys.* **1989**, *90*, 251-264.
- Wennberg, P. O.; Anderson, J. G.; Weisenstein, D. K. Kinetics of reactions of ground state nitrogen atoms ($^4\text{S}_{3/2}$) with NO and NO_2 . *J. Geophys. Res.* **1994**, *99*, 18839-18846.
- Westenberg, A. A.; Roscoe, J. M.; deHaas, N. Rate measurements on $\text{N} + \text{O}_2(^1\Delta_g) \rightarrow \text{NO} + \text{O}$ and $\text{H} + \text{O}_2(^1\Delta_g) \rightarrow \text{OH} + \text{O}$. *Chem. Phys. Lett.* **1970**, *7*, 597-599.
- Whyte, A. R.; Phillips, L. F. Rates of reaction of NH_2 with N , NO and NO_2 . *Chem. Phys. Lett.* **1983**, *102*, 451-454.
- Wilson, W. E. Rate constant for the reaction $\text{N} + \text{O}_2 \rightarrow \text{NO} + \text{O}$. *J. Chem. Phys.* **1967**, *46*, 2017-2018.
- Winkler, I. C.; Stachnik, R. A.; Steinfeld, J. I.; Miller, S. M. Determination of NO ($v = 0-7$) product distribution from the $\text{N}(^4\text{S}) + \text{O}_2$ reaction using two-photon ionization. *J. Chem. Phys.* **1986**, *85*, 890-899.
- Wolf, M.; Yang, D. L.; Durant, J. L. Kinetic studies of NH_x radical reactions. *J. Photochem. Photobiol. A: Chem.* **1994**, *80*, 85-93.
- Xia, W. S.; Lin, M. C. A multifacet mechanism for the $\text{OH} + \text{HNO}_3$ reaction: An *ab initio* molecular orbital/statistical theory study. *J. Chem. Phys.* **2001**, *114*, 4522-4532, doi:10.1063/1.1337061.
- Xiang, T.; Torres, M. L.; Guillory, W. A. State-selected reaction and relaxation of $\text{NH}_2[X^2\text{B}_1(0, v_2, 0)]$ radicals and NO_2 . *J. Chem. Phys.* **1985**, *83*, 1623-1629.
- Zipf, E. C. A laboratory study on the formation of nitrous oxide by the reaction $\text{N}_2(\text{A}^3\Sigma_u^+) + \text{O}_2 \rightarrow \text{N}_2\text{O} + \text{O}$. *Nature (London)* **1980**, *287*, 523-525.

1.9 Reactions of Organic Compounds

1.9.1 Table 1D: Reactions of Organic Compounds

Reaction	Temperature Range of Exp. Data (K) ^a	A-Factor	E/R	k(298 K) ^b	f(298 K) ^c	g	Note
O + CH ₃ → products	259–341	1.1×10 ⁻¹⁰	0	1.1×10 ⁻¹⁰	1.3	250	D 1
O + HCN → products	469–900	1.0×10 ⁻¹¹	4000	1.5×10 ⁻¹⁷	10	0	D 2
O + C ₂ H ₂ → products	(See Note)	3.0×10 ⁻¹¹	1600	1.4×10 ⁻¹³	1.3	250	D 3
O + H ₂ CO → products	250–748	3.4×10 ⁻¹¹	1600	1.6×10 ⁻¹³	1.25	250	D 4
O + CH ₃ CHO → CH ₃ CO + OH	298–475	1.8×10 ⁻¹¹	1100	4.5×10 ⁻¹³	1.25	200	D 5
O ₂ + HOCO → HO ₂ + CO ₂	298			2×10 ⁻¹² (See Note)	2		D 6
O ₃ + C ₂ H ₂ → products	243–323	1.0×10 ⁻¹⁴	4100	1.0×10 ⁻²⁰	3	500	D 7
O ₃ + C ₂ H ₄ → products	178–373	1.2×10 ⁻¹⁴	2630	1.7×10 ⁻¹⁸	1.25	100	D 8
O ₃ + C ₃ H ₆ → products	183–362	6.5×10 ⁻¹⁵	1900	1.1×10 ⁻¹⁷	1.15	200	D 9
O ₃ + CH ₂ =C(CH ₃)CHO → products	240–324	1.5×10 ⁻¹⁵	2110	1.3×10 ⁻¹⁸	1.1	200	D 10
O ₃ + CH ₃ C(O)CH=CH ₂ → products	240–324	8.5×10 ⁻¹⁶	1520	5.2×10 ⁻¹⁸	1.15	100	D 11
O ₃ + CH ₂ =C(CH ₃)CH=CH ₂ → products	242–353	1.1×10 ⁻¹⁴	2000	1.3×10 ⁻¹⁷	1.1	200	D 12
OH + CO → Products		(See Table 2-1)					D 13
OH + CH ₄ → CH ₃ + H ₂ O	178–2025	2.45×10 ⁻¹²	1775	6.3×10 ⁻¹⁵	1.1	100	D 14
OH + ¹³ CH ₄ → ¹³ CH ₃ + H ₂ O		See Note					D 15
OH + CH ₃ D → products	249–420	3.5×10 ⁻¹²	1950	5.0×10 ⁻¹⁵	1.15	200	D 16
OH + H ₂ CO → H ₂ O + HCO	228–2500	5.5×10 ⁻¹²	-125	8.5×10 ⁻¹²	1.15	50	D 17
OH + CH ₃ OH → products	210–1350	2.9×10 ⁻¹²	345	9.1×10 ⁻¹³	1.10	60	D 18
OH + CH ₃ OOH → products	203–423	3.8×10 ⁻¹²	-200	7.4×10 ⁻¹²	1.4	150	D 19
OH + HC(O)OH → products	296–445	4.0×10 ⁻¹³	0	4.0×10 ⁻¹³	1.2	100	D 20
OH + HC(O)C(O)H → products	210–390	1.15×10 ⁻¹¹	0	1.15×10 ⁻¹¹	1.5	200	D 21
OH + HOCH ₂ CHO → products	233–362	1.1×10 ⁻¹¹	0	1.1×10 ⁻¹¹	1.2	200	D 22
OH + HCN → products	296–563	1.2×10 ⁻¹³	400	3.1×10 ⁻¹⁴	3	150	D 23
OH + C ₂ H ₂ \xrightarrow{M} products		(See Table 2-1)					

Reaction	Temperature Range of Exp. Data (K) ^a	A-Factor	E/R	k(298 K) ^b	f(298 K) ^c	g	Note
OH + C ₂ H ₄ \xrightarrow{M} products		(See Table 2-1)					
OH + C ₂ H ₆ → H ₂ O + C ₂ H ₅	226–2000	7.66×10 ⁻¹²	1020	2.5×10 ⁻¹³	1.07	50	D24
OH + CH ₃ CHO → products	202–900	4.63×10 ⁻¹²	-350	1.5×10 ⁻¹¹	1.05	20	D25
OH + CH ₃ CH ₂ OH → products	216–498	3.35×10 ⁻¹²	0	3.35×10 ⁻¹²	1.05	20	D26
OH + CH ₃ C(O)OH → products	229–802	3.15×10 ⁻¹⁴	-920	6.9×10 ⁻¹³	1.15	100	D27
OH + C ₃ H ₈ → products	227–2000	8.7×10 ⁻¹²	615	1.1×10 ⁻¹²	1.05	50	D28
OH + C ₂ H ₅ CHO → C ₂ H ₅ CO + H ₂ O	240–372	4.9×10 ⁻¹²	-405	1.9×10 ⁻¹¹	1.05	80	D29
OH + 1-C ₃ H ₇ OH → products	263–372	4.4×10 ⁻¹²	-70	5.6×10 ⁻¹²	1.05	80	D30
OH + 2-C ₃ H ₇ OH → products	240–745	3.0×10 ⁻¹²	-180	5.5×10 ⁻¹²	1.05	80	D31
OH + C ₂ H ₅ C(O)OH → products	240–445	1.2×10 ⁻¹²	0	1.2×10 ⁻¹²	1.1	200	D32
OH + CH ₃ C(O)CH ₃ → H ₂ O + CH ₃ C(O)CH ₂ → CH ₃ + CH ₃ C(O)OH	242–1650	(See Note)		< 2% of k			D33
OH + CH ₂ =C(CH ₃)CHO → products	234–423	9.6×10 ⁻¹²	-360	3.2×10 ⁻¹¹	1.15	100	D34
OH + CH ₃ C(O)CH=CH ₂ → products	232–424	2.7×10 ⁻¹²	-580	1.9×10 ⁻¹¹	1.07	100	D35
OH + CH ₂ =C(CH ₃)CH=CH ₂ → products	240–422	3.0×10 ⁻¹¹	-360	9.9×10 ⁻¹¹	1.1	50	D36
OH + CH ₃ CN → products	256–424	7.8×10 ⁻¹³	1050	2.3×10 ⁻¹⁴	1.5	200	D37
OH + CH ₃ ONO ₂ → products	221–423	8.0×10 ⁻¹³	1000	2.8×10 ⁻¹⁴	1.7	200	D38
OH + CH ₃ C(O)O ₂ NO ₂ (PAN) → products	273–299			<4×10 ⁻¹⁴			D39
OH + C ₂ H ₅ ONO ₂ → products	298–373	1.0×10 ⁻¹²	490	2.0×10 ⁻¹³	1.4	150	D40
OH + 1-C ₃ H ₇ ONO ₂ → products	298–368	7.1×10 ⁻¹³	0	7.1×10 ⁻¹³	1.5	200	D41
OH + 2-C ₃ H ₇ ONO ₂ → products	295–299	1.2×10 ⁻¹²	320	4.1×10 ⁻¹³	1.5	200	D42
HO ₂ + CH ₂ O → adduct	273–373	6.7×10 ⁻¹⁵	-600	5.0×10 ⁻¹⁴	5	600	D43
HO ₂ + CH ₃ O ₂ → CH ₃ OOH + O ₂	228–700	4.1×10 ⁻¹³	-750	5.2×10 ⁻¹²	1.3	150	D44
HO ₂ + C ₂ H ₅ O ₂ → C ₂ H ₅ OOH + O ₂	210–480	7.5×10 ⁻¹³	-700	8.0×10 ⁻¹²	1.5	250	D45
HO ₂ + CH ₃ C(O)O ₂ → products	253–403	4.3×10 ⁻¹³	-1040	1.4×10 ⁻¹¹	2	500	D46
HO ₂ + CH ₃ C(O)CH ₂ O ₂ → products	298	8.6×10 ⁻¹³	-700	9.0×10 ⁻¹²	2	300	D47

Reaction	Temperature Range of Exp. Data (K) ^a	A-Factor	E/R	k(298 K) ^b	f(298 K) ^c	g	Note
NO ₃ + CO → products	295–298			<4.0×10 ⁻¹⁹			D48
NO ₃ + CH ₂ O → products	295–298			5.8×10 ⁻¹⁶	1.3		D49
NO ₃ + CH ₃ CHO → products	263–433	1.4×10 ⁻¹²	1900	2.4×10 ⁻¹⁵	1.3	300	D50
NO ₃ + CH ₂ =C(CH ₃)CHO → products	296–323			3.4×10 ⁻¹⁵	1.25		D51
NO ₃ + CH ₃ C(O)CH=CH ₂ → products	296–323			< 4×10 ⁻¹⁶			D52
NO ₃ + CH ₂ =C(CH ₃)CH=CH ₂ → products	251–381	3.5×10 ⁻¹²	450	7.8×10 ⁻¹³	1.25	100	D53
CH ₃ + O ₂ → products	298–3000			<3.0×10 ⁻¹⁶			D54
CH ₃ + O ₂ \xrightarrow{M} CH ₃ O ₂		(See Table 2-1)					
CH ₃ + O ₃ → products	221–384	5.4×10 ⁻¹²	220	2.6×10 ⁻¹²	2	150	D55
HCO + O ₂ → CO + HO ₂	200–2000	5.2×10 ⁻¹²	0	5.2×10 ⁻¹²	1.4	100	D56
CH ₂ OH + O ₂ → CH ₂ O + HO ₂	215–2000	9.1×10 ⁻¹²	0	9.1×10 ⁻¹²	1.3	200	D57
CH ₃ O + O ₂ → CH ₂ O + HO ₂	296–900	3.9×10 ⁻¹⁴	900	1.9×10 ⁻¹⁵	1.5	300	D58
CH ₃ O + NO → CH ₂ O + HNO		(See Note)					D59
CH ₃ O + NO \xrightarrow{M} CH ₃ ONO		(See Table 2-1)					
CH ₃ O + NO ₂ → CH ₂ O + HONO	298–1100	1.1×10 ⁻¹¹	1200	2.0 × 10 ⁻¹³	5	600	D60
CH ₃ O + NO ₂ \xrightarrow{M} CH ₃ ONO ₂		(See Table 2-1)					
CH ₂ OO + H ₂ O → products	293–298			<1.5×10 ⁻¹⁵			D61
CH ₂ OO + (H ₂ O) ₂ → products	283–324	2.8×10 ⁻¹⁶	-3010	6.8×10 ⁻¹²	1.3	300	D62
CH ₃ O ₂ + O ₃ → products	298	2.9×10 ⁻¹⁶	1000	1.0×10 ⁻¹⁷	3	500	D63
CH ₃ O ₂ + CH ₃ O ₂ → products	248–700	9.5×10 ⁻¹⁴	-390	3.5×10 ⁻¹³	1.2	100	D64
CH ₃ O ₂ + NO → CH ₃ O + NO ₂	193–429	2.8×10 ⁻¹²	-300	7.7×10 ⁻¹²	1.15	100	D65
CH ₃ O ₂ + NO ₂ \xrightarrow{M} CH ₃ O ₂ NO ₂		(See Table 2-1)					
CH ₃ O ₂ + CH ₃ C(O)O ₂ → products	253–368	2.0×10 ⁻¹²	-500	1.1×10 ⁻¹¹	1.5	250	D66
CH ₃ O ₂ + CH ₃ C(O)CH ₂ O ₂ → products	298	7.5×10 ⁻¹³	-500	4.0×10 ⁻¹²	2	300	D67

Reaction	Temperature Range of Exp. Data (K) ^a	A-Factor	E/R	k(298 K) ^b	f(298 K) ^c	g	Note
C ₂ H ₅ + O ₂ → C ₂ H ₄ + HO ₂				<2.0×10 ⁻¹⁴			D68
C ₂ H ₅ + O ₂ \xrightarrow{M} C ₂ H ₅ O ₂		(See Table 2-1)					
C ₂ H ₅ O + O ₂ → CH ₃ CHO + HO ₂	225–411	6.3×10 ⁻¹⁴	550	1.0×10 ⁻¹⁴	1.5	200	D69
C ₂ H ₅ O + NO \xrightarrow{M} products		(See Table 2-1)					
C ₂ H ₅ O + NO ₂ \xrightarrow{M} products		(See Table 2-1)					
<i>syn</i> -CH ₃ CHOO + H ₂ O → products	298			<2×10 ⁻¹⁶			D70
<i>anti</i> -CH ₃ CHOO + H ₂ O → products	298			2.4×10 ⁻¹⁴	1.3		D70
<i>syn</i> -CH ₃ CHOO + (H ₂ O) ₂ → products		(See Note)					D70
<i>anti</i> -CH ₃ CHOO + (H ₂ O) ₂ → products		(See Note)					D70
C ₂ H ₅ O ₂ + C ₂ H ₅ O ₂ → products	228–460	6.8×10 ⁻¹⁴	0	6.8×10 ⁻¹⁴	2	300	D71
C ₂ H ₅ O ₂ + NO → products	220–355	2.6×10 ⁻¹²	-365	8.7×10 ⁻¹²	1.2	150	D72
CH ₃ C(O)O ₂ + CH ₃ C(O)O ₂ → products	253–368	2.9×10 ⁻¹²	-500	1.5×10 ⁻¹¹	1.5	150	D73
CH ₃ C(O)O ₂ + NO → products	218–402	8.1×10 ⁻¹²	-270	2.0×10 ⁻¹¹	1.5	100	D74
CH ₃ C(O)O ₂ + NO ₂ \xrightarrow{M} products		See Table 2-1					
CH ₃ C(O)CH ₂ O ₂ + NO → products	298	<i>2.9×10⁻¹²</i>	<i>-300</i>	8.0×10 ⁻¹²	1.5	300	D75

Shaded areas indicate changes or additions since JPL10-6. Italicized *blue* entries denote estimates.

^a Temperature range of available experimental data. This is not necessarily the range of temperature over which the recommended Arrhenius parameters are applicable. See the corresponding note for each reaction for such information.

^b Units are cm³ molecule⁻¹ s⁻¹.

^c *f*(298 K) is the uncertainty factor at 298 K. To calculate the uncertainty at other temperatures, use the expression:

$$f(T) = f(298 \text{ K}) \exp \left| g \left(\frac{1}{T} - \frac{1}{298} \right) \right|$$

Note that the exponent is an absolute value.

1.9.2 Notes: Reactions of Organic Compounds

D1. O + CH₃. The recommended $k(298\text{ K})$ is the weighted average of the measurements by Washida and Bayes,³ Washida,² and Plumb and Ryan.¹ The E/R value is based on the results of Washida and Bayes,³ who found k to be independent of temperature between 259 and 341 K.
(Table: 83-62, Note: 83-62, Evaluated 83-62) [Back to Table](#)

- (1) Plumb, I. C.; Ryan, K. R. Kinetics of the reactions of CH₃ with O(³P) and O₂ at 295 K. *Int. J. Chem. Kinet.* **1982**, *14*, 861-874.
- (2) Washida, N. Reaction of methyl radicals with O(³P), O₂ and NO. *J. Chem. Phys.* **1980**, *73*, 1665-1672.
- (3) Washida, N.; Bayes, K. D. The reactions of methyl radicals with atomic and molecular oxygen. *Int. J. Chem. Kinet.* **1976**, *8*, 777-794.

D2. O + HCN. Because it is a very slow reaction, there are no studies of this reaction below 450 K. Davies and Thrush¹ studied this reaction between 469 and 574 K while Perry and Melius³ studied it between 540 and 900 K. Results of Perry and Melius are in agreement with those of Davies and Thrush. Our recommendation is based on these two studies. The higher-temperature ($T > 1000\text{ K}$) combustion-related studies of Roth et al.,⁴ Szekely et al.,⁵ and Louge and Hanson² have not been considered. This reaction has two reaction pathways: $\text{O} + \text{HCN} \rightarrow \text{H} + \text{NCO}$, $\Delta H = -2\text{ kcal/mol}$ (k_a); and $\text{O} + \text{HCN} \rightarrow \text{CO} + \text{NH}$ (k_b), $\Delta H = -36\text{ kcal/mol}$. The branching ratio k_a/k_b for these two channels has been measured to be ~ 2 at $T = 860\text{ K}$. The branching ratio at lower temperatures, which is likely to vary significantly with temperature, is unknown.
(Table: 87-41, Note: 92-20, Evaluated 92-20) [Back to Table](#)

- (1) Davies, P. B.; Thrush, B. A. Reactions of oxygen atoms with hydrogen cyanide, cyanogen chloride and cyanogen bromide. *Trans. Faraday Soc.* **1968**, *64*, 1836-1843.
- (2) Louge, M. Y.; Hanson, R. K. *Twentieth Symposium (International) on Combustion* **1984**, 665-672.
- (3) Perry, R. A.; Melius, C. F. In *Twentieth Symposium (International) on Combustion*; The Combustion Institute, 1984; pp 639-646.
- (4) Roth, P.; Lohr, R.; Hermanns, H. D. Shock wave measurements on the kinetics of the reaction $\text{HCN} + \text{O}$. *Ber. Bunsenges. Phys. Chem.* **1980**, *84*, 835-840.
- (5) Szekely, A.; Hanson, R. K.; Bowman, C. In *Twentieth Symposium (International) on Combustion*; The Combustion Institute, 1984; pp 647-654.

D3. O + C₂H₂. The value at 298 K is an average of ten measurements (Arrington et al.,² Sullivan and Warneck,⁸ Brown and Thrush,³ Hoyermann et al.,^{4,5} Westenberg and deHaas,¹⁰ James and Glass,⁶ Stuhl and Niki,⁷ Westenberg and deHaas,¹¹ and Aleksandrov et al.¹). There is reasonably good agreement among these studies. Arrington et al.² did not observe a temperature dependence, an observation that was later shown to be erroneous by Westenberg and deHaas.¹⁰ Westenberg and deHaas,¹⁰ Hoyermann et al.,⁵ and Aleksandrov et al.¹ are the only authors who have measured the temperature dependence below 500 K. Westenberg and deHaas observed a curved Arrhenius plot at temperatures higher than 450 K. In the range 194–450 K, Arrhenius behavior provides an adequate description and the E/R obtained by a fit of the data from these three groups in this temperature range is recommended. The A -factor was calculated to reproduce $k(298\text{ K})$. This reaction can have two sets of products, i.e., $\text{C}_2\text{HO} + \text{H}$ or $\text{CH}_2 + \text{CO}$. Under molecular beam conditions C_2HO has been shown to be the major product. The study by Aleksandrov et al. using a discharge flow-resonance fluorescence method (under undefined pressure conditions) indicates that the $\text{C}_2\text{HO} + \text{H}$ channel contributes no more than 7% to the net reaction at 298 K, while a similar study by Vinckier et al.⁹ suggests that both CH_2 and C_2HO are formed.
(Table: 82-57, Note: 82-57, Evaluated 82-57) [Back to Table](#)

- (1) Aleksandrov, E. N.; Arutyunov, V. S.; Kozlov, S. N. Investigation of the reaction of atomic oxygen with acetylene. *Kinetics and Catalysis* **1981**, *22*, 391-394.
- (2) Arrington, C. A.; Brennen, W.; Glass, G. P.; Michael, J. V.; Niki, H. Reactions of atomic oxygen with acetylene. I. Kinetics and mechanisms. *J. Chem. Phys.* **1965**, *43*, 525-532, doi:10.1063/1.1696776.
- (3) Brown, J. M.; Thrush, B. A. E.S.R. studies of the reactions of atomic oxygen and hydrogen with simple hydrocarbons. *Trans. Faraday Soc.* **1967**, *63*, 630-642.
- (4) Hoyermann, K.; Wagner, H. G.; Wolfrum, J. Untersuchung der reaktionen von C₂H₂ mit H- und O-atomen mittels elektronen-spin-resonanz. *Z. Phys. Chem.* **1967**, *55*, 72-78.
- (5) Hoyermann, K.; Wagner, H. G.; Wolfrum, J. $\text{O} + \text{C}_2\text{H}_2 \rightarrow \text{CO} + \text{CH}_2$ reaction. *Z. Phys. Chem.* **1969**, *63*, 193-196.
- (6) James, G. S.; Glass, G. P. Some aspects of acetylene oxidation. *J. Chem. Phys.* **1970**, *50*, 2268-2269.

- (7) Stuhl, F.; Niki, H. Determination of rate constants for reactions of O atoms with C₂H₂, C₂D₂, C₂H₄, and C₃H₆ using a pulse vacuum-UV photolysis-chemiluminescent method. *J. Chem. Phys.* **1971**, *55*, 3954-3957.
- (8) Sullivan, J. O.; Warneck, P. Rate constant for the reaction of oxygen atoms with acetylene. *J. Phys. Chem.* **1965**, *69*, 1749-1750.
- (9) Vinckier, C.; Schaekers, M.; Peeters, J. The ketyl radical in the oxidation of ethyne by atomic oxygen at 300-600 K. *J. Phys. Chem.* **1985**, *89*, 508-512, doi:10.1021/j100249a028.
- (10) Westenberg, A. A.; deHaas, N. Absolute measurements of the O + C₂H₂ rate coefficient. *J. Phys. Chem.* **1969**, *73*, 1181-1186, doi:10.1021/j100725a001.
- (11) Westenberg, A. A.; deHaas, N. A flash photolysis-resonance fluorescence study of the O + C₂H₂ and O + C₂H₃Cl reactions. *J. Chem. Phys.* **1977**, *66*, 4900-4905.

D4. O + H₂CO. The recommended values for A, E/R and k(298 K) are the averages of those determined by Klemm³ (250 to 498 K) using flash photolysis-resonance fluorescence, by Klemm et al.⁴ (298 to 748 K) using discharge flow-resonance fluorescence, and Chang and Barker¹ (296 to 436 K) using discharge flow-mass spectrometry techniques. All three studies are in good agreement. The k(298 K) value is also consistent with the results of Niki et al.,⁶ Herron and Penzhorn,² and Mack and Thrush.⁵ Although the mechanism for O + H₂CO has been considered to be the abstraction reaction yielding OH + HCO, Chang and Barker suggest that an additional channel yielding H + HCO₂ may be occurring to the extent of 30% of the total reaction. This conclusion is based on an observation of CO₂ as a product of the reaction under conditions where reactions such as O + HCO → H + CO₂ and O + HCO → OH + CO apparently do not occur. This interesting suggestion needs independent confirmation.

(Table: 82-57, Note: 82-57, Evaluated 82-57) [Back to Table](#)

- (1) Chang, J. S.; Barker, J. R. Reaction rate and products for the reaction O(³P) + H₂CO. *J. Phys. Chem.* **1979**, *83*, 3059-3064, doi:10.1021/j100487a001.
- (2) Herron, J. T.; Penzhorn, R. D. Mass spectrometric study of the reactions of atomic oxygen with ethylene and formaldehyde. *J. Phys. Chem.* **1969**, *73*, 191-196, doi:10.1021/j100721a031.
- (3) Klemm, R. B. Absolute rate parameters for the reactions of formaldehyde with O atoms and H atoms over the temperature range 250-500 K. *J. Chem. Phys.* **1979**, *71*, 1987-1993.
- (4) Klemm, R. B.; Skolnik, E. G.; Michael, J. V. Absolute rate parameters for the reaction of O(³P) with H₂CO over the temperature range 250 to 750 K. *J. Chem. Phys.* **1980**, *72*, 1256-1264.
- (5) Mack, G. P. R.; Thrush, B. Reaction of oxygen atoms with carbonyl compounds Part 1.-Formaldehyde. *J. Chem. Soc. Faraday Trans. 1* **1973**, *69*, 208-215.
- (6) Niki, H.; Daby, E. E.; Weinstock, B. In *Twelfth Symposium (International) on Combustion*; The Combustion Institute, 1969; pp 277.

D5. O + CH₃CHO. The recommended k(298 K) is the average of three measurements by Cadle and Powers,² Mack and Thrush,³ and Singleton et al.,⁴ which are in good agreement. Cadle and Powers and Singleton et al. studied this reaction as a function of temperature between 298 and 475 K and obtained very similar Arrhenius parameters. The recommended E/R value was obtained by considering both sets of data. This reaction is known to proceed via H-atom abstraction (Mack and Thrush,³ Avery and Cvetanovic,¹ and Singleton et al.⁴). (Table: 87-41, Note: 87-41, Evaluated 87-41) [Back to Table](#)

- (1) Avery, H. E.; Cvetanovic, R. J. Reaction of oxygen atoms with acetaldehyde. *J. Chem. Phys.* **1965**, *43*, 3727-3733.
- (2) Cadle, R. D.; Powers, J. W. The reaction of O(³P) with acetaldehyde in a fast-flow system. *J. Phys. Chem.* **1967**, *71*, 1702-1706, doi:10.1021/j100865a023.
- (3) Mack, G. P. R.; Thrush, B. Reaction of oxygen atoms with carbonyl compounds Part 2.-Acetaldehyde. *J. Chem. Soc. Faraday Trans. 1* **1974**, *70*, 173-186.
- (4) Singleton, D. L.; Irwin, R. S.; Cvetanović, R. J. Arrhenius parameters for the reactions of O(³P) atoms with several aldehydes and the trend in aldehydic C-H bond dissociation energies. *Can. J. Chem.* **1977**, *55*, 3321-3327.

D6. O₂ + HOCO. HOCO is produced by the association of OH with CO (See Table 2). The rate coefficient for the reaction of O₂ with HOCO has been measured by Petty et al.² and Nolte et al.¹ and the recommendation is based on these measurements. There are no reports on the temperature dependence of this reaction; however, the value at 298 K would be appropriate for all atmospheric conditions. The products of this reaction are HO₂, as shown by Nolte et al., and CO₂, as seen in numerous previous studies where it has been known to be the product of the reaction of OH with CO in air.

(Table: 06-2, Note: 06-2, Evaluated 06-2) [Back to Table](#)

- (1) Nolte, J.; Grussdorf, J.; Temps, F.; Wagner, H. Kinetics of the reaction $\text{HOCO} + \text{O}_2$ in the gas phase. *Z. Naturforsch.* **1993**, *48*, 1234-1238.
- (2) Petty, J. T.; Harrison, J. A.; Moore, C. B. Reactions of *trans*-HOCO studied by infrared spectroscopy. *J. Phys. Chem.* **1993**, *97*, 11194-11198, doi:10.1021/j100145a013.

D7. $\text{O}_3 + \text{C}_2\text{H}_2$. The database for this reaction is not well established. Room temperature measurements (Cadle and Schadt,² DeMore,³ DeMore,⁴ Stedman and Niki,⁷ Pate et al.,⁶ and Atkinson and Aschmann¹) disagree by as much as an order of magnitude. It is probable that secondary reactions involving destruction of ozone by radical products resulted in erroneously high values for the rate constants in several of the previous measurements. The present recommendation for $k(298\text{ K})$ is based on the room temperature value of Atkinson and Aschmann,¹ which is the lowest value obtained and therefore perhaps the most accurate. The temperature dependence is estimated, based on an assumed A-factor of $10^{-14}\text{ cm}^3\text{ molecule}^{-1}\text{ s}^{-1}$ similar to that for the $\text{O}_3 + \text{C}_2\text{H}_4$ reaction and corresponding to the expected five-membered ring structure for the transition state (DeMore^{3,4}). Further studies, particularly of the temperature dependence, are needed. Major products in the gas phase reaction are CO, CO₂, and HCOOH, and chemically-activated formic anhydride has been proposed as an intermediate of the reaction (DeMore,⁴ and DeMore and Lin⁵). The anhydride intermediates in several alkyne ozonations have been isolated in low temperature solvent experiments (DeMore and Lin⁵). (Table: 90-1, Note: 90-1, Evaluated 90-1) [Back to Table](#)

- (1) Atkinson, R.; Aschmann, S. M. Rate constants for the reactions of O_3 and OH radicals with a series of alkynes. *Int. J. Chem. Kinet.* **1984**, *16*, 259-268.
- (2) Cadle, R. D.; Schadt, C. Kinetics of the gas phase reaction between acetylene and ozone. *J. Chem. Phys.* **1953**, *21*, 163.
- (3) DeMore, W. B. Arrhenius constants for the reactions of ozone with ethylene and acetylene. *Int. J. Chem. Kinet.* **1969**, *1*, 209-220.
- (4) DeMore, W. B. Rates and mechanism of alkyne ozonation. *Int. J. Chem. Kinet.* **1971**, *3*, 161-173.
- (5) DeMore, W. B.; Lin, C.-L. Intermediates in the ozonation of simple alkynes. *J. Org. Chem.* **1973**, *38*, 985-989.
- (6) Pate, C. T.; Atkinson, R.; Pitts, J. N., Jr. The gas phase reaction of O_3 with a series of aromatic hydrocarbons. *J. Environ. Sci. Health* **1976**, *A11*, 1-10.
- (7) Stedman, D. H.; Niki, H. Ozonolysis rates of some atmospheric gases. *Environ. Lett.* **1973**, *4*, 303-310.

D8. $\text{O}_3 + \text{C}_2\text{H}_4$. The rate constant of this reaction is well established over a large temperature range, 178 to 360 K. The present recommendation is based on the data of DeMore,⁴ Stedman et al.,⁹ Herron and Huie,⁵ Japar et al.,^{6,7} Toby et al.,¹¹ Su et al.,¹⁰ Adeniji et al.,¹ Kan et al.,⁸ Atkinson et al.,² and Bahta et al.³ (Table: 90-1, Note: 90-1, Evaluated 90-1) [Back to Table](#)

- (1) Adeniji, S. A.; Kerr, J. A.; Williams, M. R. Rate constants for ozone-alkene reactions under atmospheric conditions. *Int. J. Chem. Kinet.* **1981**, *13*, 209-217.
- (2) Atkinson, R.; Aschmann, S. M.; Fitz, D. R.; Winer, A. M.; Pitts, J. N., Jr. Rate constants for the gas-phase reactions of O_3 with selected organics at 296 K. *Int. J. Chem. Kinet.* **1982**, *14*, 13-18.
- (3) Bahta, A.; Simonaitis, R.; Heicklen, J. Reactions of ozone with olefins: Ethylene, allene, 1,3-butadiene, and *trans*-1,3-pentadiene. *Int. J. Chem. Kinet.* **1984**, *16*, 1227-1246.
- (4) DeMore, W. B. Arrhenius constants for the reactions of ozone with ethylene and acetylene. *Int. J. Chem. Kinet.* **1969**, *1*, 209-220.
- (5) Herron, J. T.; Huie, R. E. Rate constants for the reactions of ozone with ethene and propene, from 235.0 to 362.0 K. *J. Phys. Chem.* **1974**, *78*, 2085-2088.
- (6) Japar, S. M.; Wu, C. H.; Niki, H. Rate constants for the reaction of ozone with olefins in the gas phase. *J. Phys. Chem.* **1974**, *78*, 2318-2320.
- (7) Japar, S. M.; Wu, C. H.; Niki, H. Effect of molecular oxygen on the gas phase kinetics of the ozonolysis of olefins. *J. Phys. Chem.* **1976**, *80*, 2057-2062.
- (8) Kan, C. S.; Calvert, J. G.; Shaw, J. H. Oxidation of sulfur dioxide by methylperoxy radicals. *J. Phys. Chem.* **1981**, *85*, 1126-1132, doi:10.1021/j150609a011.
- (9) Stedman, D. H.; Wu, C. H.; Niki, H. Kinetics of gas-phase reactions of ozone with some olefins. *J. Phys. Chem.* **1973**, *77*, 2511-2514.
- (10) Su, F.; Calvert, J. G.; Shaw, J. H. A FT TR spectroscopic study of the ozone-ethene reaction mechanism in O_2 -rich mixtures. *J. Phys. Chem.* **1980**, *84*, 239-246, doi:10.1021/j100440a003.
- (11) Toby, F. S.; Toby, S.; O'Neal, H. E. The kinetics of the gas-phase reaction between ozone and alkenes. *Int. J. Chem. Kinet.* **1976**, *8*, 25-35.

D9. O₃ + C₃H₆. The rate constant of this reaction is well established over the temperature range 185 to 360 K. The present recommendation is based largely on the data of Herron and Huie,⁵ in the temperature range 235–362 K. (Note that a typographical error in Table 2 of that paper improperly lists the lowest temperature as 250 K, rather than the correct value, 235 K.) The recommended Arrhenius expression agrees within 25% with the low temperature (185–195 K) data of DeMore,⁴ and is consistent with, but slightly higher (about 10%) than the data of Treacy et al.¹⁰ and slightly lower (about 40%) than the data of Adeniji et al.¹ in the temperature range 260–294 K. Room temperature measurements of Cox and Penkett,³ Stedman et al.,⁹ Japar et al.,^{6,7} and Atkinson et al.² and Neeb and Moorgat⁸ are in good agreement (10% or better) with the recommendation.

(Table: 06-2, Note: 06-2, Evaluated 06-2) [Back to Table](#)

- (1) Adeniji, S. A.; Kerr, J. A.; Williams, M. R. Rate constants for ozone-alkene reactions under atmospheric conditions. *Int. J. Chem. Kinet.* **1981**, *13*, 209-217.
- (2) Atkinson, R.; Aschmann, S. M.; Fitz, D. R.; Winer, A. M.; Pitts, J. N., Jr. Rate constants for the gas-phase reactions of O₃ with selected organics at 296 K. *Int. J. Chem. Kinet.* **1982**, *14*, 13-18.
- (3) Cox, R. A.; Penkett, S. A. Aerosol formation from sulphur dioxide in the presence of ozone and olefinic hydrocarbons. *J. Chem. Soc. Faraday Trans. 1* **1972**, *68*, 1735-1753.
- (4) DeMore, W. B. Arrhenius constants for the reactions of ozone with ethylene and acetylene. *Int. J. Chem. Kinet.* **1969**, *1*, 209-220.
- (5) Herron, J. T.; Huie, R. E. Rate constants for the reactions of ozone with ethene and propene, from 235.0 to 362.0 K. *J. Phys. Chem.* **1974**, *78*, 2085-2088.
- (6) Japar, S. M.; Wu, C. H.; Niki, H. Rate constants for the reaction of ozone with olefins in the gas phase. *J. Phys. Chem.* **1974**, *78*, 2318-2320.
- (7) Japar, S. M.; Wu, C. H.; Niki, H. Effect of molecular oxygen on the gas phase kinetics of the ozonolysis of olefins. *J. Phys. Chem.* **1976**, *80*, 2057-2062.
- (8) Neeb, P.; Moorgat, G. K. Formation of OH radicals in the gas-phase reaction of propene, isobutene, and isoprene with O₃: Yields and mechanistic implications. *J. Phys. Chem. A* **1999**, *103*, 9003-9012.
- (9) Stedman, D. H.; Wu, C. H.; Niki, H. Kinetics of gas-phase reactions of ozone with some olefins. *J. Phys. Chem.* **1973**, *77*, 2511-2514.
- (10) Treacy, J.; El Hag, M.; O'Farrell, D.; Sidebottom, H. Reactions of ozone with unsaturated organic compounds. *Ber. Bunsenges. Phys. Chem.* **1992**, *96*, 422-427.

D10. O₃ + CH₂=C(CH₃)CHO. The recommended E/R is based on the single temperature dependence study by Treacy et al.⁷ The recommended 298 K rate constant is obtained from an unweighted fit to $\ln k = \ln A - E/RT$ of the ambient temperature results of Atkinson et al.,² Grosjean and Grosjean,⁴ Kamens et al.,⁵ Neeb et al.,⁶ and Treacy et al.⁷ in conjunction with the recommended E/R. While OH was scavenged only in the studies of Grosjean and Grosjean and Neeb et al., the studies where OH was not scavenged report results that agree well with the studies where OH was scavenged. By monitoring the production of cyclohexanone + cyclohexanol under conditions where OH was >95% scavenged by cyclohexane, Aschmann et al.¹ report an upper limit OH yield of 20⁺¹⁰₋₁₃ percent. Ozone + alkene reactions proceed via initial formation of a primary ozonide that decomposes to a carbonyl compound plus a Criegee biradical with two different carbonyl/Criegee pairs produced (depending on which O–O bond cleaves); the Criegee biradical/carbonyl pairs produced in this case are CH₃C(O)CHO (methyl glyoxal) + •CH₂OO• and H₂CO + CH₃C•(OO•)CHO. Grosjean et al.³ report carbonyl product yields to be 58% CH₃C(O)CHO and 12% H₂CO.

(New Entry) [Back to Table](#)

- (1) Aschmann, S. M.; Arey, J.; Atkinson, R. OH radical formation from the gas-phase reactions of O₃ with methacrolein and methyl vinyl ketone. *Atmos. Environ.* **1996**, *30*, 2939-2943, doi: 10.1016/1352-2310(96)00013-1.
- (2) Atkinson, R.; Aschmann, S. M.; Winer, A. M.; Pitts Jr., J. N. Rate constants for the gas-phase reactions of O₃ with a series of carbonyls at 296 K. *Int. J. Chem. Kinet.* **1981**, *13*, 1133-1142, doi:10.1002/kin.550131104.
- (3) Grosjean, D.; Williams, E. L., II; Grosjean, E. Atmospheric chemistry of isoprene and of its carbonyl products. *Environ. Sci. Technol.* **1993**, *27*, 830-840.
- (4) Grosjean, E.; Grosjean, D. Rate constants for the gas-phase reaction of ozone with unsaturated oxygenates. *Int. J. Chem. Kinet.* **1998**, *30*, 21-29.
- (5) Kamens, R. M.; Gery, M. W.; Jeffries, H. E.; Jackson, M.; Cole, E. I. Ozone-isoprene reactions: Product formation and aerosol potential. *Int. J. Chem. Kinet.* **1982**, *14*, 955-975, doi:10.1002/kin.550140902.

- (6) Neeb, P.; Kolloff, A.; Koch, S.; Moortgat, G. K. Rate constants for the reactions of methylvinyl ketone, methacrolein, methacrylic acid, and acrylic acid with ozone. *Int. J. Chem. Kinet.* **1998**, *30*, 769-776, doi:10.1002/(SICI)1097-4601(1998)30:10<769::AID-KIN9>3.0.CO;2-T.
- (7) Treacy, J.; El Hag, M.; O'Farrell, D.; Sidebottom, H. Reactions of ozone with unsaturated organic compounds. *Ber. Bunsenges. Phys. Chem.* **1992**, *96*, 422-427.

D11. $O_3 + CH_3C(O)CH=CH_2$. The recommended E/R is based on the single temperature dependence study by Treacy et al.⁸ The recommended 298 K rate constant is obtained from an unweighted fit to $\ln k = \ln A - E/RT$ of the ambient temperature results of Atkinson et al.,² Grosjean et al.,³ Grosjean and Grosjean,⁴ Kamens et al.,⁵ Neeb et al.,⁶ and Treacy et al.⁸ in conjunction with the recommended E/R. While OH was scavenged only in the more recent studies of Grosjean et al., Grosjean and Grosjean, and Neeb et al., the studies where OH was not scavenged report results that agree well with the studies where OH was scavenged. The yield of OH is reported to be 0.16 ± 0.08 and 0.16 ± 0.05 by Aschmann et al.¹ and Paulson et al.,⁷ respectively. Ozone + alkene reactions proceed via initial formation of a primary ozonide that decomposes to a carbonyl compound plus a Criegee biradical with two different carbonyl/Criegee pairs produced (depending on which O–O bond cleaves); the Criegee biradical/carbonyl pairs produced in this case are $CH_3C(O)CHO$ (methyl glyoxal) + $\bullet CH_2OO\bullet$ and $H_2CO + CH_3C(O)C\bullet HOO\bullet$. Grosjean et al.³ report carbonyl product yields to be 87% $CH_3C(O)CHO$ and 5% H_2CO ; these investigators also report a 5% yield of $CH_3C(O)C(O)OH$ (pyruvic acid).

(New Entry) [Back to Table](#)

- (1) Aschmann, S. M.; Arey, J.; Atkinson, R. OH radical formation from the gas-phase reactions of O_3 with methacrolein and methyl vinyl ketone. *Atmos. Environ.* **1996**, *30*, 2939-2943, doi: 10.1016/1352-2310(96)00013-1.
- (2) Atkinson, R.; Aschmann, S. M.; Winer, A. M.; Pitts Jr., J. N. Rate constants for the gas-phase reactions of O_3 with a series of carbonyls at 296 K. *Int. J. Chem. Kinet.* **1981**, *13*, 1133-1142, doi:10.1002/kin.550131104.
- (3) Grosjean, D.; Williams, E. L., II; Grosjean, E. Atmospheric chemistry of isoprene and of its carbonyl products. *Environ. Sci. Technol.* **1993**, *27*, 830-840.
- (4) Grosjean, E.; Grosjean, D. Rate constants for the gas-phase reaction of ozone with unsaturated oxygenates. *Int. J. Chem. Kinet.* **1998**, *30*, 21-29.
- (5) Kamens, R. M.; Gery, M. W.; Jeffries, H. E.; Jackson, M.; Cole, E. I. Ozone-isoprene reactions: Product formation and aerosol potential. *Int. J. Chem. Kinet.* **1982**, *14*, 955-975, doi:10.1002/kin.550140902.
- (6) Neeb, P.; Kolloff, A.; Koch, S.; Moortgat, G. K. Rate constants for the reactions of methylvinyl ketone, methacrolein, methacrylic acid, and acrylic acid with ozone. *Int. J. Chem. Kinet.* **1998**, *30*, 769-776, doi:10.1002/(SICI)1097-4601(1998)30:10<769::AID-KIN9>3.0.CO;2-T.
- (7) Paulson, S. E.; Chung, M.; Sen, A. D.; Orzechowska, G. Measurement of OH radical formation from the reaction of ozone with several biogenic alkenes. *J. Geophys. Res.* **1998**, *103*, 25533-25539, doi:10.1029/98JD01951.
- (8) Treacy, J.; El Hag, M.; O'Farrell, D.; Sidebottom, H. Reactions of ozone with unsaturated organic compounds. *Ber. Bunsenges. Phys. Chem.* **1992**, *96*, 422-427.

D12. $O_3 + CH_2=C(CH_3)CH=CH_2$. The recommended E/R is based on an unweighted fit to the temperature-dependent rate constants reported by Khamaganov and Hites¹³ to $\ln k = \ln A - E/RT$, while the recommended A-factor is based on the ambient temperature rate constants reported by Greene and Atkinson,⁶ Grosjean et al.,⁷ Grosjean and Grosjean,⁸ Neeb and Moortgat,¹⁶ Klawatsch-Carrasco et al.,¹⁴ and Karl et al.¹² In all of the above studies, measures were taken to prevent secondary consumption of reactants by OH radicals, which are known to be generated in ozone + alkene reactions. Results from early studies by Adeniji et al.,¹ Atkinson et al.,³ and Treacy et al.,¹⁹ while in reasonable agreement with other studies, are not used to arrive at the recommendation because OH radicals were not scavenged in those studies. The Arrhenius parameters reported by Avzianova and Ariya⁴ are not accepted because of inconsistencies in their paper that the authors were unable to resolve (private communication from Ariya). Donahue et al.⁵ have directly detected OH as a product of the O_3 + isoprene reaction, and OH yields have been reported in a number of studies where OH production was monitored indirectly by following the loss of an OH scavenger or the production of a product of an OH + scavenger reaction.^{2,9,10,15-18} At room temperature and atmospheric pressure of air, reported OH yields from seemingly careful studies range from 0.19 to 0.53 with an average value of 0.32. The chemical pathways leading to OH production are too complex to discuss in this note; the interested reader is referred to a review article by Johnson and Marston.¹¹ As discussed by Johnson and Marston, the reaction proceeds via initial formation of a primary ozonide that decomposes to a carbonyl compound plus a Criegee biradical with several different carbonyl/Criegee pairs produced; the Criegee biradicals can react unimolecularly from a

chemically activated state or be collisionally deactivated and live long enough to undergo bimolecular reactions under atmospheric conditions.

(Table: 15-10, Note: 15-10, Evaluated 15-10) [Back to Table](#)

- (1) Adeniji, S. A.; Kerr, J. A.; Williams, M. R. Rate constants for ozone-alkene reactions under atmospheric conditions. *Int. J. Chem. Kinet.* **1981**, *13*, 209-217.
- (2) Atkinson, R.; Aschmann, S. M.; Arey, J.; Shorees, B. Formation of OH radicals in the gas phase reactions of O₃ with a series of terpenes. *J. Geophys. Res.* **1992**, *97*, 6065-6073.
- (3) Atkinson, R.; Winer, A. M.; Pitts, J. N., Jr. Rate constants for the gas phase reactions of O₃ with the natural hydrocarbons isoprene and α - and β -pinene. *Atmos. Environ.* **1982**, *16*, 1017-1020, doi: 10.1016/004-6981(82)90187-1.
- (4) Avzianova, E. V.; Ariya, P. A. Temperature-dependent kinetic study for ozonolysis of selected tropospheric alkenes. *Int. J. Chem. Kinet.* **2002**, *34*, 678-684, doi:10.1002/kin.10093.
- (5) Donahue, N. M.; Kroll, J. H.; Anderson, J. G.; Demerjian, K. L. Direct observation of OH production from the ozonolysis of olefins *Geophys. Res. Lett.* **1998**, *25*, 59-62.
- (6) Greene, C. R.; Atkinson, R. Rate constants for the gas-phase reactions of O₃ with a series of alkenes at 296 \pm 2 K. *Int. J. Chem. Kinet.* **1992**, *24*, 803-811.
- (7) Grosjean, D.; Williams, E. L., II; Grosjean, E. Atmospheric chemistry of isoprene and of its carbonyl products. *Environ. Sci. Technol.* **1993**, *27*, 830-840.
- (8) Grosjean, E.; Grosjean, D. Rate constants for the gas-phase reaction of ozone with 1,1-disubstituted alkenes. *Int. J. Chem. Kinet.* **1996**, *28*, 911-918.
- (9) Gutbrod, R.; Kraka, E.; Schindler, R. N.; Cremer, D. Kinetic and theoretical investigation of the gas-phase ozonolysis of isoprene: Carbonyl oxides as an important source for OH radicals in the atmosphere. *J. Am. Chem. Soc.* **1997**, *119*, 7330-7342.
- (10) Gutbrod, R.; Meyer, S.; Rahman, M. M.; Schindler, R. N. On the use of CO as scavenger for OH radicals in the ozonolysis of simple alkenes and isoprene *Int. J. Chem. Kinet.* **1997**, *29*, 717-723.
- (11) Johnson, D.; Marston, G. The gas-phase ozonolysis of unsaturated volatile organic compounds in the troposphere. *Chem. Soc. Rev.* **2008**, *37*, 699-716, doi:10.1039/b704260b.
- (12) Karl, M.; Brauers, T.; Dorn, H.-P.; Holland, F.; Komenda, M.; Poppe, D.; Rohrer, F.; Rupp, L.; Schaub, A.; Wahner, A. Kinetic Study of the OH-isoprene and O₃-isoprene reaction in the atmosphere simulation chamber, SAPHIR. *Geophys. Res. Lett.* **2004**, *31*, L05117, doi:10.1029/2003GL019189.
- (13) Khamaganov, V. G.; Hites, R. A. Rate constants for the gas-phase reactions of ozone with isoprene, α - and β -pinene, and limonene as a function of temperature. *J. Phys. Chem. A* **2001**, *105*, 815-822, doi:10.1021/jp002730z.
- (14) Klawatsch-Carrasco, N.; Doussin, J. F.; Carlier, P. Absolute rate constants for the gas-phase ozonolysis of isoprene and methylbutenol. *Int. J. Chem. Kinet.* **2004**, *36*, 152-156, doi:10.1002/kin.10175.
- (15) Lewin, A. G.; Johnson, D.; Price, D. W.; Marston, G. Aspects of the kinetics and mechanism of the gas-phase reactions of ozone with conjugated dienes *Phys. Chem. Chem. Phys.* **2001**, *3*, 1253-1261, doi:10.1039/b010006o.
- (16) Neeb, P.; Moorgat, G. K. Formation of OH radicals in the gas-phase reaction of propene, isobutene, and isoprene with O₃: Yields and mechanistic implications. *J. Phys. Chem. A* **1999**, *103*, 9003-9012.
- (17) Paulson, S. E.; Chung, M.; Sen, A. D.; Orzechowska, G. Measurement of OH radical formation from the reaction of ozone with several biogenic alkenes *J. Geophys. Res.* **1998**, *103*, 25533-25539, doi:10.1029/98JD01951.
- (18) Rickard, A. R.; Johnson, D.; McGill, C. D.; Marston, G. OH yields in the gas-phase reactions of ozone with alkenes *J. Phys. Chem. A* **1999**, *103*, 7656-7664.
- (19) Treacy, J.; El Hag, M.; O'Farrell, D.; Sidebottom, H. Reactions of ozone with unsaturated organic compounds. *Ber. Bunsenges. Phys. Chem.* **1992**, *96*, 422-427.

D13. OH + CO. See note for the OH + CO reaction in Section 2.

[Back to Table](#)

D14. OH + CH₄. This reaction has been extensively studied. The most recent data are from Vaghjiani and Ravishankara,⁸ Saunders et al.,⁶ Finlayson-Pitts et al.,³ Dunlop and Tully,² Mellouki et al.,⁵ and Gierczak et al.,⁴ who measured the absolute rate coefficients for this reaction using discharge flow and pulsed photolysis techniques. Sharkey and Smith⁷ have reported a high value ($7.7 \times 10^{-15} \text{ cm}^3 \text{ molecule}^{-1} \text{ s}^{-1}$) for $k(298 \text{ K})$, and this value has not been considered here. The current recommendation for $k(298 \text{ K})$ was derived from the results of Vaghjiani and Ravishankara, Dunlop and Tully, Saunders et al., Mellouki et al., Finlayson-Pitts et al., and Gierczak et al. The temperature dependence of this rate coefficient has been measured by Vaghjiani and Ravishankara (223–420 K), Dunlop and Tully (above 298 K), Finlayson-Pitts et al. (278–378 K), and

Mellouki et al. (233–343 K). Gierczak et al. have extended the measurements of k to 195 K, and it appears that the rate coefficient does not strictly follow an Arrhenius expression. The recommended E/R was obtained from these results using data below 300 K.

A more accurate representation of the rate constant as a function of temperature is obtained by using the three-parameter expression: $k(T) = 2.80 \times 10^{-14} T^{0.667} \exp(-1575/T) \text{ cm}^3 \text{ molecule}^{-1} \text{ s}^{-1}$. This three-parameter fit may be preferred for lower stratosphere and upper troposphere calculations. A report on this rate coefficient by Bonard et al.¹ agrees very well with the value recommended here.

(Table: 97-4, Note: 06-2, Evaluated 06-2) [Back to Table](#)

- (1) Bonard, A.; Daële, V.; Delfau, J.-L.; Vovelle, C. Kinetics of OH radical reactions with methane in the temperature range 295–660 K and with dimethyl ether and methyl-*tert*-butyl ether in the temperature range 295–618 K. *J. Phys. Chem. A* **2002**, *106*, 4384–4389, doi:10.1021/jp012425t.
- (2) Dunlop, J. R.; Tully, F. P. A kinetic study of OH radical reactions with methane and perdeuterated methane. *J. Phys. Chem.* **1993**, *97*, 11148–11150.
- (3) Finlayson-Pitts, B. J.; Hernandez, S. K.; Berko, H. N. A new dark source of the gaseous hydroxyl radical for the relative rate measurements. *J. Phys. Chem.* **1993**, *97*, 1172–1177.
- (4) Gierczak, T.; Talukdar, R. K.; Herndon, S. C.; Vaghjiani, G. L.; Ravishankara, A. R. Rate coefficients for the reactions of hydroxyl radicals with methane and deuterated methanes. *J. Phys. Chem. A* **1997**, *101*, 3125–3134.
- (5) Mellouki, A.; Téton, S.; Laverdet, G.; Quilgars, A.; Le Bras, G. Kinetic studies of OH reactions with H₂O₂, C₃H₈, and CH₄ using the pulsed laser photolysis-laser induced fluorescence method. *J. Chim. Phys.* **1994**, *91*, 473–487.
- (6) Saunders, S. M.; Hughes, K. J.; Pilling, M. J.; Baulch, D. L.; Smurthwaite, P. I. “Reactions of hydroxyl radicals with selected hydrocarbons of importance in atmospheric chemistry”; *Optical Methods in Atmospheric Chemistry*, 1992, Berlin.
- (7) Sharkey, P.; Smith, I. W. M. Kinetics of elementary reactions at low temperatures: Rate constants for the reactions of OH with HCl ($298 \geq T/K \geq 138$), CH₄ ($298 \geq T/K \geq 178$), and C₂H₆ ($298 \geq T/K \geq 138$). *J. Chem. Soc. Faraday Trans.* **1993**, *89*, 631–638.
- (8) Vaghjiani, G. L.; Ravishankara, A. R. New measurement of the rate coefficient for the reaction of OH with methane. *Nature* **1991**, *350*, 406–409.

D15. OH + ¹³CH₄. This reaction has been studied relative to the OH + CH₄ reaction, since the ratio of the rate coefficients is the quantity needed for quantifying methane sources. Rust and Stevens,³ Davidson et al.,² and Cantrell et al.¹ have measured k_{12}/k_{13} at 298 K to be 1.003, 1.010, and 1.0055, respectively. Cantrell et al.'s data supersede the results of Davidson et al. The recommended value of 1.005 ± 0.002 is based on the results of Rust and Stevens and Cantrell et al. Cantrell et al. find k_{12}/k_{13} to be independent of temperature between 273 and 353 K.

(Table: 92-20, Note: 92-20, Evaluated 92-20) [Back to Table](#)

- (1) Cantrell, C. A.; Shetter, R. E.; McDaniel, A. J.; Calvert, J. G.; Davidson, J. A.; Lowe, D. C.; Tyler, S. C.; Cicerone, R. J.; Greenberg, J. P. Carbon kinetic isotope effect in the oxidation of methane by the hydroxyl radical. *J. Geophys. Res.* **1990**, *95*, 22455–22462.
- (2) Davidson, J. A.; Cantrell, C. A.; Tyler, S. C.; Shetter, R. E.; Cicerone, R. J.; Calvert, J. G. Carbon kinetic isotope effect in the reaction of CH₄ with HO. *J. Geophys. Res.* **1987**, *92*, 2195–2199.
- (3) Rust, F.; Stevens, C. M. Carbon kinetic isotope effect in the oxidation of methane by hydroxyl. *Int. J. Chem. Kinet.* **1980**, *12*, 371–377.

D16. OH + CH₃D. The rate coefficient for this reaction has been measured between 249 and 422 K using a pulsed laser photolysis-laser induced fluorescence system by Gierczak et al.³ The recommended values of $k(298 \text{ K})$ and E/R are from this study. The recommendation agrees within about 10% at 298 K with the rate constant measured by DeMore¹ in a relative rate study over the temperature range 298–360 K. The difference, while small in an absolute sense, is nevertheless significant for the isotopic fractionation of atmospheric CH₃D and CH₄ by OH. An earlier result of Gordon and Mulac⁴ at 416 K is in good agreement with the extrapolated data of both of these determinations. However, that measurement has not been explicitly included in this recommendation because the experiments were carried out at higher temperatures and therefore are less applicable to the atmosphere. The rate coefficients for the reactions of OH with other deuterated methanes have also been measured (Dunlop and Tully,² Gierczak et al.,⁵ Gordon and Mulac⁴).

(Table: 94-26, Note: 94-26, Evaluated 94-26) [Back to Table](#)

- (1) DeMore, W. B. Rate constant ratio for the reaction of OH with CH₃D and CH₄. *J. Phys. Chem.* **1993**, *97*, 8564-8566.
- (2) Dunlop, J. R.; Tully, F. P. A kinetic study of OH radical reactions with methane and perdeuterated methane. *J. Phys. Chem.* **1993**, *97*, 11148-11150.
- (3) Gierczak, T.; Talukdar, R. K.; Herndon, S. C.; Vaghjiani, G. L.; Ravishankara, A. R. Rate coefficient for the reaction of hydroxyl radicals with methane and deuterated methanes. *J. Phys. Chem. A* **1997**, *101*, 3125-3134.
- (4) Gordon, S.; Mulac, W. A. Reaction of the OH(X²Π) radical produced by the pulse radiolysis of water vapor. *Int. J. Chem. Kinet.* **1975**, *Symp. 1*, 289-299.
- (5) Talukdar, R. K.; Gierczak, T.; Goldfarb, L.; Rudich, Y.; Madhava Rao, B. S.; Ravishankara, A. R. Kinetics of hydroxyl radical reactions with isotopically labeled hydrogen. *J. Phys. Chem.* **1996**, *100*, 3037-3043.

D17. OH + H₂CO. The value for k(298 K) is the average of those determined by Niki et al.,⁶ Atkinson and Pitts,¹ Stief et al.,⁹ Yetter et al.,¹¹ Temps and Wagner,¹⁰ and Sivakumaran et al.⁷ The value reported by Morris and Niki³ is expected to be superseded by the later report of Niki et al.,⁶ although it agrees within the stated uncertainty. There are two relative values that are not in agreement with the recommendations. The value of Niki et al.⁴ relative to the OH + C₂H₄ reaction is higher, while the value of Smith⁸ relative to the OH + OH reaction is lower. The later report of Niki et al.⁶ is assumed to supersede the earlier rate constant. The rate coefficients reported by Zabarnick et al.¹² at and above 298 K are consistently higher than those recommended here, but overlap within the combined uncertainty. The temperature dependence was calculated from the data of Stief et al. obtained below 298 K and from the data of Sivakumaran et al. below 330 K after normalizing the results of both studies to k(298 K) recommended here. There is a clear indication that the Arrhenius plot of this rate coefficient is curved with a positive activation energy at temperatures above ~330 K. It is therefore important that the recommended rate coefficients be used only in the 200-300 K temperature range. The abstraction reaction shown in the table is the major channel (Temps and Wagner,¹⁰ Niki et al.⁵); other channels may contribute to a small extent (Horowitz et al.²). There is no indication that this rate coefficient is pressure dependent at atmospheric pressures and temperatures.

(Table: 06-2, Note: 06-2, Evaluated 06-2) [Back to Table](#)

- (1) Atkinson, R.; Pitts Jr., J. N. Kinetics of the reactions of the OH radical with HCHO and CH₃CHO over the temperature range 299-426°K. *J. Chem. Phys.* **1978**, *68*, 3581-3590.
- (2) Horowitz, A.; Su, F.; Calvert, J. G. Unusual H₂-forming chain reaction in the 3130-Å photolysis of formaldehyde-oxygen mixtures at 25°C. *Int. J. Chem. Kinet.* **1978**, *10*, 1099-1117.
- (3) Morris, E. D., Jr.; Niki, H. Mass spectrometric study of the reaction of hydroxyl radical with formaldehyde. *J. Chem. Phys.* **1971**, *55*, 1991-1992.
- (4) Niki, H.; Maker, P. D.; Savage, C. M.; Breitenbach, L. P. Relative rate constants for the reaction of hydroxyl radical with aldehydes. *J. Phys. Chem.* **1978**, *82*, 132-134, doi:10.1021/j100491a002.
- (5) Niki, H.; Maker, P. D.; Savage, C. M.; Breitenbach, L. P. Fourier transform infrared spectroscopic study of the kinetics for the HO radical reaction of ¹³C¹⁶O and ¹²C¹⁸O. *J. Phys. Chem.* **1984**, *88*, 2116-2119, doi:10.1021/j150654a034.
- (6) Niki, H.; Maker, P. D.; Savage, C. M.; Breitenbach, L. P. Fourier transform infrared study of the kinetics and mechanism for the reaction of hydroxyl radical with formaldehyde. *J. Phys. Chem.* **1984**, *88*, 5342-5344, doi:10.1021/j150666a047.
- (7) Sivakumaran, V.; Holscher, D.; Dillon, T. J.; Crowley, J. N. Reaction between OH and HCHO: temperature dependent rate coefficients (202-399 K) and product pathways (298 K). *Phys. Chem. Chem. Phys.* **2003**, *5*, 4821-4827, doi:10.1039/b306859e.
- (8) Smith, R. H. Rate constant and activation energy for the gaseous reaction between hydroxyl and formaldehyde. *Int. J. Chem. Kinet.* **1978**, *10*, 519-528.
- (9) Stief, L. J.; Nava, D. F.; Payne, W. A.; Michael, J. V. Rate constant for the reaction of hydroxyl radical with formaldehyde over the temperature range 228-362 K. *J. Chem. Phys.* **1980**, *73*, 2254-2258.
- (10) Temps, F.; Wagner, H. G. Rate constants for the reactions of OH radicals with CH₂O and HCO. *Ber. Bunsenges Phys. Chem.* **1984**, *88*, 415-418.
- (11) Yetter, R. A.; Rabitz, H.; Dryer, F. L.; Maki, R. G.; Klemm, R. B. Evaluation of the rate constant for the reaction OH + H₂CO: Application of modeling and sensitivity analysis techniques for determination of the product branching ratio. *J. Chem. Phys.* **1989**, *91*, 4088-4097, doi:10.1063/1.456838.
- (12) Zabarnick, S.; Fleming, J. W.; Lin, M. C. Kinetics of hydroxyl radical reactions with formaldehyde and 1,3,5-trioxane between 290 and 600 K. *Int. J. Chem. Kinet.* **1988**, *20*, 117-129.

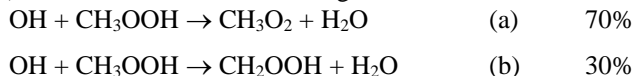
D18. OH + CH₃OH. The recommended value for k(298 K) is the average of direct studies by Overend and Paraskevopoulos,¹⁰ Ravishankara and Davis,¹² Hagele et al.,⁴ Meier et al.,⁹ McCaulley et al.,⁸ Wallington and Kurylo,¹⁴ Hess and Tully,⁵ Jimenez et al.,⁶ and Dillon et al.³ When these measurements were not at exactly 298 K, their values were recalculated for 298 K by using the E/R recommended here. Indirect measurements by Campbell et al.,² Barnes et al.,¹ Tuazon et al.,¹³ Picquet et al.,¹¹ and Klopffer et al.⁷ are in good agreement with the recommended value. The temperature dependence of k has been measured by Hagele et al., Meier et al., Greenhill and O'Grady, Wallington and Kurylo, Hess and Tully, Jimenez et al., and Crowley et al. The recommended value of E/R was calculated using the results obtained at temperature below 330 K by Wallington and Kurylo, Meier et al., Hess and Tully, Jimenez et al., and Crowley et al. The results of Greenhill and O'Grady are in reasonable agreement with the recommendation at and above 298 K, but are clearly lower than the recommendation below 298 K. Hess and Tully report a curved Arrhenius plot over the temperature range 298–1000 K, while Meier et al. did not observe such a curvature. This reaction has two pathways: abstraction of the H-atom from the methyl group to give CH₂OH + H₂O or from the OH group to give CH₃O + H₂O. The results of Hagele et al., Meier et al., and Hess and Tully suggest that H abstraction from the methyl group to give CH₂OH + H₂O is the dominant channel below room temperature. At 298 K, for example, the branching ratio for the formation of CH₂OH is about 0.85 and increases as the temperature decreases. In the Earth's atmosphere, the eventual products of OH + CH₃OH reaction are the same for both reaction channels: CH₂O and HO₂.

(Table: 06-2, Note: 06-2, Evaluated 06-2) [Back to Table](#)

- (1) Barnes, I.; Bastian, V.; Becker, K. H.; Fink, E. H.; Zabel, F. Reactivity studies of organic substances towards hydroxyl radicals under atmospheric conditions. *Atmos. Environ.* **1982**, *16*, 545-550.
- (2) Campbell, I. M.; McLaughlin, D. F.; Handy, B. J. Rate constants for reactions of hydroxyl radicals with alcohol vapours at 292 K. *Chem. Phys. Lett.* **1976**, *38*, 362-364.
- (3) Dillon, T. J.; Hölscher, D.; Sivakumaran, V.; Horowitz, A.; Crowley, J. N. Kinetics of the reactions of HO with methanol (210–351 K) and with ethanol (216–368 K). *Phys. Chem. Chem. Phys.* **2005**, *7*, 349-355, doi:10.1039/b413961e.
- (4) Hägele, J.; Lorenz, K.; Rhäsa, D.; Zellner, R. Rate constants and CH₃O product yield of the reaction OH + CH₃OH → products. *Ber. Bunsenges. Phys. Chem.* **1983**, *87*, 1023-1026.
- (5) Hess, W. P.; Tully, F. P. Hydrogen-atom abstraction from methanol by OH. *J. Phys. Chem.* **1989**, *93*, 1944-1947, doi:10.1021/j100342a049.
- (6) Jiménez, E.; Gilles, M. K.; Ravishankara, A. R. Kinetics of the reactions of hydroxyl radical with CH₃OH and C₂H₅OH between 235 and 360 K. *J. Photochem. Photobiol. A: Chem.* **2003**, *157*, 237-245, doi:10.1016/S1010-6030(03)00073-X.
- (7) Klopffer, W.; Frank, R.; Kohl, E. G.; Haag, F. Quantitative erfassung der photochemischen transformationsprozesse in der troposphäre. *Chemiker-Zeitung* **1986**, *110*, 57-61.
- (8) McCaulley, J. A.; Anderson, S. M.; Jeffries, J. B.; Kaufman, F. Kinetics of the reaction of CH₃O with NO₂. *Chem. Phys. Lett.* **1985**, *115*, 180-186.
- (9) Meier, U.; Grotheer, H. H.; Just, T. Temperature dependence and branching ratio of the CH₃OH + OH reaction. *Chem. Phys. Lett.* **1984**, *106*, 97-101.
- (10) Overend, R.; Paraskevopoulos, G. Rates of OH radical reactions. 4. Reactions with methanol, ethanol, 1-propanol, and 2-propanol at 296 K. *J. Phys. Chem.* **1978**, *82*, 1329-1333, doi:10.1021/j100501a001.
- (11) Picquet, B.; Heroux, S.; Chebbi, A.; Doussin, J.-F.; Durand-Jolibois, R.; Monod, A.; Loirat, H.; Carlier, P. Kinetics of the reactions of OH radicals with some oxygenated volatile organic compounds under simulated atmospheric conditions. *Int. J. Chem. Kinet.* **1998**, *30*, 839-847.
- (12) Ravishankara, A. R.; Davis, D. D. Kinetic rate constants for the reaction of OH with methanol, ethanol, and tetrahydrofuran at 298 K. *J. Phys. Chem.* **1978**, *82*, 2852-2853, doi:10.1021/j100515a022.
- (13) Tuazon, E. C.; Carter, W. P. L.; Atkinson, R.; Pitts, J. N., Jr. The gas-phase reaction of hydrazine and ozone: A nonphotolytic source of OH radicals for measurement of relative OH radical rate constants. *Int. J. Chem. Kinet.* **1983**, *15*, 619-629.
- (14) Wallington, T. J.; Kurylo, M. J. The gas phase reactions of hydroxyl radicals with a series of aliphatic alcohols over the temperature range 240-440 K. *Int. J. Chem. Kinet.* **1987**, *19*, 1015-1023.

D19. OH + CH₃OOH. The recommended value for k(298 K) is the average of the rate coefficients measured by Niki et al.¹ and Vaghjiani and Ravishankara,² which differ by nearly a factor of two. Niki et al. measured the rate coefficient relative to that for OH with C₂H₄ (= 8.0 × 10⁻¹² cm³ molecule⁻¹ s⁻¹) by monitoring CH₃OOH disappearance using an FTIR system. Vaghjiani and Ravishankara monitored the disappearance of OH, OD, and ¹⁸OH in excess CH₃OOH in a pulsed photolysis-LIF system. They measured k between 203 and 423 K and report a negative activation energy with E/R = -190 K; the recommended E/R is based on their results. The reaction of OH with CH₃OOH occurs via abstraction of H from the oxygen end to produce the CH₃OO

radical and from the CH₃ group to produce the CH₂OOH radical, as originally proposed by Niki et al. and confirmed by Vaghjiani and Ravishankara. CH₂OOH is unstable and falls apart to CH₂O and OH within a few microseconds. The possible reaction of CH₂OOH with O₂ is unimportant under atmospheric conditions (Vaghjiani and Ravishankara). The recommended branching ratios are,



(from Vaghjiani and Ravishankara) and are nearly independent of temperature.
(Table: 02-25, Note: 02-25, Evaluated 02-25) [Back to Table](#)

- (1) Niki, H.; Maker, P. D.; Savage, C. M.; Breitenbach, L. P. A Fourier transform infrared study of the kinetics and mechanism for the reaction HO + CH₃OOH. *J. Phys. Chem.* **1983**, *87*, 2190-2193, doi:10.1021/j100235a030.
- (2) Vaghjiani, G. L.; Ravishankara, A. R. Kinetics and mechanism of OH reaction with CH₃OOH. *J. Phys. Chem.* **1989**, *93*, 1948-1959, doi:10.1021/j100342a050.

D20. OH + HC(O)OH. The recommended value of k(298 K) is the average of those measured by Zetzsch and Stuhl,⁵ Wine et al.,⁴ Jolly et al.,² Dagaut et al.,¹ and Singleton et al.³ The temperature dependence of k has been studied by Wine et al. and by Singleton et al., who observed k to be essentially independent of T. Wine et al. found the rate coefficient for the OH + HC(O)OH reaction to be the same as that for OH + DC(O)OH reaction. Jolly et al. found the formic acid dimer to be unreactive toward OH, i.e., abstraction of the H atom attached to C was not the major pathway for the reaction. A comprehensive study of Singleton et al. showed that reactivity of HC(O)OH is essentially the same as that of DC(O)OH, but DC(O)OD reacts much slower than HC(O)OH and DC(O)OH. These observations show that the reaction proceeds via abstraction of the acidic H atom. Wine et al. and Jolly et al. also found that H atoms are produced in the reaction, which is consistent with the formation of HC(O)O, which would rapidly fall apart to CO₂ and H. End product studies are also consistent with the formation of CO₂ and H₂O in this reaction (Singleton et al.³). The products of this reaction would be mostly HC(O)O and H₂O. The fate of HC(O)O in the atmosphere will be to give HO₂ either directly via reaction with O₂ or via thermal decomposition to H atom, which adds to O₂.

Wine et al. have suggested that, in the atmosphere, the formic acid could be hydrogen bonded to a water molecule and its reactivity with OH could be lowered because the hydrogen bonded water would obstruct the abstraction of the H atom. This suggestion needs to be checked.

(Table: 02-25, Note: 02-25, Evaluated 02-25) [Back to Table](#)

- (1) Dagaut, P.; Wallington, T. J.; Liu, R.; Kurylo, M. J. The gas phase reactions of hydroxyl radicals with a series of carboxylic acids over the temperature range 240-440 K. *Int. J. Chem. Kinet.* **1988**, *20*, 331-338.
- (2) Jolly, G. S.; McKenney, D. J.; Singleton, D. L.; Paraskevopoulos, G.; Bossard, A. R. Rate constant and mechanism for the reaction of hydroxyl radical with formic acid. *J. Phys. Chem.* **1986**, *90*, 6557-6562, doi:10.1021/j100282a028.
- (3) Singleton, D. L.; Paraskevopoulos, G.; Irwin, R. S.; Jolly, G. S.; McKenney, D. J. Rate and mechanism of the reaction of hydroxyl radicals with formic and deuterated formic acids. *J. Am. Chem. Soc.* **1988**, *110*, 7786-7790, doi:10.1021/ja00231a032.
- (4) Wine, P. H.; Astalos, R. J.; Mauldin, R. L., III Kinetic and mechanistic study of the OH + HCOOH reaction. *J. Phys. Chem.* **1985**, *89*, 2620-2624, doi:10.1021/j100258a037.
- (5) Zetzsch, C.; Stuhl, F. In *Proceedings of the 2nd European Symposium on the Physico-Chemical Behaviour of Atmospheric Pollutants*; D. Reidel Publishing Co.: Dordrecht, Holland, 1982; pp 129-137.

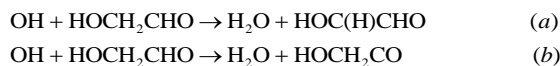
D21. OH + HC(O)C(O)H. The only available data are from the 298 K relative rate study of Plum et al.¹ and the results are recommended here. Because the rate coefficient is so large, it is unlikely to have a substantial temperature dependence and an E/R of zero is recommended. This reaction is expected to proceed via H-abstraction to yield H₂O, CO and HCO.

(Table: 06-2, Note: 06-2, Evaluated 06-2) [Back to Table](#)

- (1) Plum, C. N.; Sanhueza, E.; Atkinson, R.; Carter, W. P. L.; Pitts, J. N., Jr. OH radical rate constant and photolysis rates of α-dicarbonyls. *Environ. Sci. Technol.* **1983**, *17*, 479-484.

D22. OH + HOCH₂CHO. The available data are from relative rate studies at 298 K (Bacher et al.,¹ Niki et al.,³ and Mellouki et al.²). The recommendation is based on all these studies, which are in good agreement. Because the rate coefficient is very large, it is unlikely to have a substantial temperature dependence.

Therefore, we recommend an E/R of zero. There are three possible sites for H-abstraction: the alcohol group, the CH₂ group and the carbonyl group. Of these, the likely pathways for abstraction are from the latter two sites:



Niki et al. have shown that the branching ratio for channel (b) is 0.8 and for channel (a) is 0.2. It is unlikely that the branching ratio changes significantly with temperature.

(Table: 06-2, Note: 06-2, Evaluated 06-2) [Back to Table](#)

- (1) Bacher, C.; Tyndall, G. S.; Orlando, J. J. The atmospheric chemistry of glycolaldehyde. *J. Atmos. Chem.* **2001**, *39*, 171-189.
- (2) Magneron, I.; Mellouki, A.; Le Bras, G.; Moortgat, G. K.; Horowitz, A.; Wirtz, K. Photolysis and OH-initiated oxidation of glycolaldehyde under atmospheric conditions. *J. Phys. Chem. A* **2005**, *109*, 4552-4561, doi:10.1021/jp044346y.
- (3) Niki, H.; Maker, P. D.; Savage, C. M.; Hurley, M. D. Fourier transform infrared study of the kinetics and mechanisms for the Cl-atom- and HO-radical-initiated oxidation of glycolaldehyde. *J. Phys. Chem.* **1987**, *91*, 2174-2178, doi:10.1021/j100292a038.

D23. OH + HCN. This reaction is pressure dependent. The recommended value is the high pressure limit measured by Fritz et al.² using a laser photolysis-resonance fluorescence apparatus. Phillips⁴ studied this reaction using a discharge flow apparatus at low pressures and found the rate coefficient to have reached the high pressure limit at ~10 Torr at 298 K. Fritz et al.'s results contradict this finding. They agree with Phillip's measured value, within a factor of two, at 7 Torr, but they find k to increase further with pressure. Bunkan et al.¹ report the ¹²C/¹³C and ¹⁴N/¹⁵N kinetic isotope effects at T = 298 K and P = 1.00 atm to be 0.9733 ± 0.0012 and 0.9840 ± 0.0016, respectively (uncertainties are 1σ). The reaction mechanism has been investigated theoretically by Galano³ and Bunkan et al. They find that OH adds (over a barrier of ~16 kJ mol⁻¹) to the carbon atom in HCN. It is predicted theoretically that, under atmospheric conditions, HC(OH)N reacts with O₂ to generate nitroso formaldehyde (HC(O)NO) and recycle OH.^{1,3} The rate constant for the HC(OH)N + O₂ reaction at T = 298 K and P = 1.00 atm is evaluated theoretically to be 9 × 10⁻¹⁶ cm³ molecule⁻¹ s⁻¹.

(Table: 83-62, Note: 15-10, Evaluated 83-62) [Back to Table](#)

- (1) Bunkan, A. J.; Liang, C.-H.; Pilling, M. J.; Nielsen, C. J. Theoretical and experimental study of the OH radical reaction with HCN. *Mol. Phys.* **2013**, *111*, 1589-1598, doi:10.1080/00268976.2013.802036.
- (2) Fritz, B.; Lorenz, K.; Steinert, W.; Zellner, R. Rate of oxidation of HCN by OH radicals at lower temperatures. *Oxidation Communications* **1984**, *6*, 363-370.
- (3) Galano, A. Mechanism of OH radical reactions with HCN and CH₃CN: OH regeneration in the presence of O₂. *J. Phys. Chem. A* **2007**, *111*, 5086-5091, doi:10.1021/jp0708345.
- (4) Phillips, L. F. Pressure dependence of the rate of reaction of OH with HCN. *Chem. Phys. Lett.* **1978**, *57*, 538-539.

D24. OH + C₂H₆. There are numerous studies of this reaction at 298 K (Greiner,¹¹ Horne and Norrish,¹⁴ Greiner,¹² Overend et al.,²¹ Howard and Evenson,¹⁵ Leu,¹⁸ Lee and Tang,¹⁷ Tully et al.,²⁹ Jeong et al.,¹⁶ Smith et al.,²⁵ Baulch et al.,² Schmidt et al.,²³ Edney et al.,⁹ Tully et al.,²⁸ Nielsen et al.,²⁰ Stachnik et al.,²⁶ Wallington et al.,³⁰ Bourmada et al.,³ Zabarnick et al.,³¹ Abbatt et al.,¹ Schiffman et al.,²² Dobe et al.,⁷ Sharkey and Smith,²⁴ Finlayson-Pitts,¹⁰ Talukdar et al.,²⁷ Crowley et al.,⁶ Cavalli et al.,⁴ Donahue et al.,⁸ Clarke et al.,⁵ Heathfield et al.,¹³ and Li et al.¹⁹). The recommended value for k(298 K) is an average of the majority of the results reported at room temperature (Overend et al.,²¹ Howard and Evenson,¹⁵ Leu,¹⁸ Lee and Tang,¹⁷ Tully et al.,²⁹ Smith et al.,²⁵ Baulch et al.,² Schmidt et al.,²³ Tully et al.,²⁸ Stachnik et al.,²⁶ Wallington et al.,³⁰ Bourmada et al.,³ Zabarnick et al.,³¹ Abbatt et al.,¹ Schiffman et al.,²² Dobe et al.,⁷ Finlayson-Pitts,¹⁰ Talukdar et al.,²⁷ Crowley et al.,⁶ Cavalli et al.,⁴ Donahue et al.,⁸ Clarke et al.,⁵ Heathfield et al.,¹³ and Li et al.¹⁹). The room temperature studies not used were either of lower precision (as evidenced by data scatter) or yielded somewhat higher rate constants.

The temperature dependence of the rate coefficient below 298 K has been measured by Jeong et al.,¹⁶ Stachnik et al.,²⁶ Smith et al.,²⁵ Wallington et al.,³⁰ Talukdar et al.,²⁷ Crowley et al.,⁶ and Clarke et al.⁵ The last six of these studies are in good agreement (the data from Jeong et al.¹⁶ exhibiting noticeable upward curvature below 298 K). Thus the recommended value for E/R is derived from a combined fit to the data below 300 K from the aforementioned six studies after each data set was normalized to the recommended value for k(298 K).

(Table: 10-6, Note: 10-6, Evaluated: 10-6) [Back to Table](#)

- (1) Abbatt, J. P. D.; Demerjian, K. L.; Anderson, J. G. A new approach to free-radical kinetics: Radially and axially resolved high-pressure discharge flow with results for OH + (C₂H₆, C₃H₈, n-C₄H₁₀, n-C₅H₁₂) → products at 297 K. *J. Phys. Chem.* **1990**, *94*, 4566-4575.
- (2) Baulch, D. L.; Campbell, I. M.; Saunders, S. M. Rate constants for the reactions of hydroxyl radicals with propane and ethane. *J. Chem. Soc. Faraday Trans. 1* **1985**, *81*, 259-263.
- (3) Bourmada, N.; Lafage, C.; Devolder, P. Absolute rate constants of the reactions of OH with cyclohexane and ethane at 296 ± 2 K by the discharge flow method. *Chem. Phys. Lett.* **1987**, *136*, 209-214.
- (4) Cavalli, F.; Glasius, M.; Hjorth, J.; Rindone, B.; Jensen, N. R. Atmospheric lifetimes, infrared spectra and degradation products of a series of hydrofluoroethers. *Atmos. Environ.* **1998**, *32*, 3767-3773.
- (5) Clarke, J. S.; Kroll, J. H.; Donahue, N. M.; Anderson, J. G. Testing frontier orbital control: Kinetics of OH with ethane, propane, and cyclopropane from 180 to 360K. *J. Phys. Chem. A* **1998**, *102*, 9847-9857.
- (6) Crowley, J. N.; Campuzano-Jost, P.; Moortgat, G. K. Temperature dependent rate constants for the gas-phase reaction between OH and CH₃OCl. *J. Phys. Chem.* **1996**, *100*, 3601-3606.
- (7) Dóbé, S.; Turányi, T.; Iogansen, A. A.; Bérces, T. Rate constants of the reactions of OH radicals with cyclopropane and cyclobutane. *Int. J. Chem. Kinet.* **1992**, *24*, 191-198.
- (8) Donahue, N. M.; Anderson, J. G.; Demerjian, K. L. New rate constants for ten OH alkane reactions from 300 to 400 K: An assessment of accuracy. *J. Phys. Chem. A* **1998**, *102*, 3121-3126.
- (9) Edney, E. O.; Kleindienst, T. E.; Corse, E. W. Room temperature rate constants for the reaction of OH with selected chlorinated and oxygenated hydrocarbons. *Int. J. Chem. Kinet.* **1986**, *18*, 1355-1371, doi:10.1002/kin.550181207.
- (10) Finlayson-Pitts, B. J.; Hernandez, S. K.; Berko, H. N. A new dark source of the gaseous hydroxyl radical for the relative rate measurements. *J. Phys. Chem.* **1993**, *97*, 1172-1177.
- (11) Greiner, N. R. Hydroxyl-radical kinetics by kinetic spectroscopy. II. Reactions with C₂H₆, C₃H₈, and iso-C₄H₁₀ at 300°K. *J. Chem. Phys.* **1967**, *46*, 3389-3392, doi:10.1063/1.1841228.
- (12) Greiner, N. R. Hydroxyl radical kinetics by kinetic spectroscopy. VII. The reaction with ethylene in the range 300-500 °K. *J. Chem. Phys.* **1970**, *53*, 1284-1285.
- (13) Heathfield, A. E.; Anastasi, C.; Pagsberg, P.; McCulloch, A. Atmospheric lifetimes of selected fluorinated ether compounds. *Atmos. Environ.* **1998**, *32*, 711-717.
- (14) Horne, D. G.; Norrish, R. G. W. Rate of H-abstraction by OH from hydrocarbons. *Nature (London)* **1967**, *215*, 1373-1374.
- (15) Howard, C. J.; Evenson, K. M. Rate constants for the reactions of OH with ethane and some halogen substituted ethanes at 296 K. *J. Chem. Phys.* **1976**, *64*, 4303-4306.
- (16) Jeong, K. M.; Hsu, K. J.; Jeffries, J. B.; Kaufman, F. Kinetics of the reactions of OH with C₂H₆, CH₃CCl₃, CH₂ClCHCl₂, CH₂ClCClF₂, and CH₂FCF₃. *J. Phys. Chem.* **1984**, *88*, 1222-1226, doi:10.1021/j150650a041.
- (17) Lee, J. H.; Tang, I. N. Absolute rate constants for the hydroxyl radical reactions with ethane, furan, and thiophene at room temperature. *J. Chem. Phys.* **1982**, *77*, 4459-4463.
- (18) Leu, M. T. Rate constant for the reaction HO₂ + NO → OH + NO₂. *J. Chem. Phys.* **1979**, *70*, 1662-1666.
- (19) Li, Q.; Osborne, M. C.; Smith, I. W. M. Rate constants for the reactions of Cl atoms with HCOOH and with HOCO radicals. *Int. J. Chem. Kinet.* **2000**, *32*, 85-91.
- (20) Nielsen, O. J.; Munk, J.; Pagsberg, P.; Sillesen, A. Absolute rate constants for the gas-phase reaction of OH radicals with cyclohexane and ethane at 295 K. *Chem. Phys. Lett.* **1986**, *128*, 168-171.
- (21) Overend, R. P.; Paraskevopoulos, G.; Cveticanović, R. J. Rates of OH radical reactions. I. Reactions with H₂, CH₄, C₂H₆, and C₃H₈ at 295 K. *Can. J. Phys.* **1975**, *53*, 3374-3382.
- (22) Schiffman, A.; Nelson, D. D.; Robinson, M. S.; Nesbitt, D. J. High-resolution infrared flash kinetic spectroscopy of OH radicals. *J. Phys. Chem.* **1991**, *95*, 2629-2636.
- (23) Schmidt, V.; Zhu, G. Y.; Becker, K. H.; Fink, E. H. Study of OH reactions at high pressures by excimer laser photolysis - dye laser fluorescence. *Ber. Bunsenges. Phys. Chem.* **1985**, *89*, 321-322.
- (24) Sharkey, P.; Smith, I. W. M. Kinetics of elementary reactions at low temperatures: Rate constants for the reactions of OH with HCl (298 ≥ T/K ≥ 138), CH₄ (298 ≥ T/K ≥ 178), and C₂H₆ (298 ≥ T/K ≥ 138). *J. Chem. Soc. Faraday Trans.* **1993**, *89*, 631-638.
- (25) Smith, C. A.; Molina, L. T.; Lamb, J. J.; Molina, M. J. Kinetics of the reaction of OH with pernitric and nitric acids. *Int. J. Chem. Kinet.* **1984**, *16*, 41-55.
- (26) Stachnik, R. A.; Molina, L. T.; Molina, M. J. Pressure and temperature dependences of the reaction of OH with nitric acid. *J. Phys. Chem.* **1986**, *90*, 2777-2780, doi:10.1021/j100403a044.

- (27) Talukdar, R. K.; Mellouki, A.; Gierczak, T.; Barone, S.; Chiang, S.-Y.; Ravishankara, A. R. Kinetics of the reactions of OH with alkanes. *Int. J. Chem. Kinet.* **1994**, *26*, 973-990.
- (28) Tully, F. P.; Droege, A. T.; Koszykowski, M. L.; Melius, C. F. Hydrogen-atom abstraction from alkanes by OH. 2. Ethane. *J. Phys. Chem.* **1986**, *90*, 691-698, doi:10.1021/j100276a042.
- (29) Tully, F. P.; Ravishankara, A. R.; Carr, K. Kinetic study of the reactions of the hydroxyl radical with ethane and propane. *Int. J. Chem. Kinet.* **1983**, *15*, 1111-1118.
- (30) Wallington, T. J.; Neuman, D. M.; Kurylo, M. J. Kinetics of the gas phase reaction of hydroxyl radicals with ethane, benzene, and a series of halogenated benzenes over the temperature range 234–438 K. *Int. J. Chem. Kinet.* **1987**, *19*, 725-739.
- (31) Zabarnick, S.; Fleming, J. W.; Lin, M. C. Kinetics of hydroxyl radical reactions with formaldehyde and 1,3,5-trioxane between 290 and 600 K. *Int. J. Chem. Kinet.* **1988**, *20*, 117-129.

D25. OH + CH₃CHO. The recommended values for k(298 K) and E/R come from a combined fit to the data of Sivakumaran and Crowley¹³ and Zhu et al.²¹ at T ≤ 300 K. There are 14 other studies of this reaction that provide the room temperature rate constant (Morris et al.,⁹ Niki et al.,¹⁰ Atkinson and Pitts,¹ Kerr and Sheppard,⁷ Semmes et al.,¹² Michael et al.,⁸ Dobe et al.,⁶ Balestra-Garcia et al.,² Scollard et al.,¹¹ Tyndall et al.,¹⁷ Taylor et al.,¹⁴ D'Anna et al.,⁵ Wang et al.,²⁰ and Taylor et al.¹⁵). The average value of k(298 K) from all of these studies is identical to that derived from the above fit. The study by Michael et al.⁸ also provided data down to 244 K. While these data are far more scattered than those from Sivakumaran and Crowley¹³ and Zhu et al.,²¹ they are encompassed by the 95% confidence limits of the recommendation.

Measurements of H₂O formation yields were conducted by Wang et al.,²⁰ Butkovskaya et al.,³ and Vandenberk and Peeters.¹⁸ These investigators reported values of ~100%, (97.7 ± 4.7)%, and (89 ± 6)%, respectively at about room temperature. Butkovskaya et al.³ report identical yields at both 298 K and 248 K. Tyndall et al.¹⁶ concluded that more than 90% of the reaction proceeds via H-atom abstraction based on no measurable detection of acetic acid formation. Cameron et al.⁴ detected CH₃ and CH₃CO radicals and H-atoms. The major reaction pathway was determined to be CH₃CHO + OH → CH₃CO + H₂O with a measured yield of (93 ± 18)%. Butkovskaya et al.³ detected CH₂CHO radicals to obtain a branching ratio for H-atom abstraction from the CH₃ group of 5.1^{+2.4}_{-1.7}%. Vöhringer-Martinez et al.¹⁹ studied the effect of water vapor on the reaction rate constant at temperatures between 300 K and 60 K. They found little-to no effect at 300 K and enhancements approaching a factor of 2 at temperatures below 100 K.

(Table: 10-6, Note: 10-6, Evaluated: 10-6) [Back to Table](#)

- (1) Atkinson, R.; Pitts Jr., J. N. Kinetics of the reactions of the OH radical with HCHO and CH₃CHO over the temperature range 299-426°K. *J. Chem. Phys.* **1978**, *68*, 3581-3590.
- (2) Balestra-Garcia, C.; Le Bras, G.; MacLeod, H. Kinetic study of the reactions OH + mono-, di-, and trichloroacetaldehyde and acetaldehyde by laser photolysis-resonance fluorescence at 298 K. *J. Phys. Chem.* **1992**, *96*, 3312-3316, doi:10.1021/j100187a026.
- (3) Butkovskaya, N. I.; Kukui, A.; Le Bras, G. Branching fractions for H₂O forming channels of the reaction of OH radicals with acetaldehyde. *J. Phys. Chem. A* **2004**, *108*, 1160-1168, doi:10.1021/jp036740m.
- (4) Cameron, M.; Sivakumaran, V.; Dillon, T. J.; Crowley, J. N. Reaction between OH and CH₃CHO. Part 1. Primary product yields of CH₃ (296 K), CH₃CO (296 K), and H (237-296 K). *Phys. Chem. Chem. Phys.* **2002**, *4*, 3628-3638, doi:10.1039/b202586h.
- (5) D'Anna, B.; Andresen, O.; Gefen, Z.; Nielsen, C. J. Kinetic study of OH and NO₃ radical reactions with 14 aliphatic aldehydes. *Phys. Chem. Chem. Phys.* **2001**, *3*, 3057-3063, doi:10.1039/b103623h.
- (6) Dóbe, S.; Khachatryan, L. A.; Bérces, T. Kinetics of reactions of hydroxyl radicals with a series of aliphatic aldehydes. *Ber. Bunsenges. Phys. Chem.* **1989**, *93*, 847-852.
- (7) Kerr, J. A.; Sheppard, D. W. Kinetics of the reactions of hydroxyl radicals with aldehydes studied under atmospheric conditions. *Environ. Sci. Technol.* **1981**, *15*, 960-963.
- (8) Michael, J. V.; Keil, D. G.; Klemm, R. B. Rate constants for the reaction of hydroxyl radicals with acetaldehyde from 244-528 K. *J. Chem. Phys.* **1985**, *83*, 1630-1636.
- (9) Morris, E. D., Jr.; Stedman, D. H.; Niki, H. Mass spectrometric study of the reactions of the hydroxyl radical with ethylene, propylene, and acetaldehyde in a discharge-flow system. *J. Am. Chem. Soc.* **1971**, *93*, 3570-3572, doi:10.1021/ja00744a004.
- (10) Niki, H.; Maker, P. D.; Savage, C. M.; Breitenbach, L. P. Relative rate constants for the reaction of hydroxyl radical with aldehydes. *J. Phys. Chem.* **1978**, *82*, 132-134, doi:10.1021/j100491a002.
- (11) Scollard, D. J.; Treacy, J. J.; Sidebottom, H. W.; Balestra-Garcia, C.; Laverdet, G.; LeBras, G.; MacLeod, H.; Téton, S. Rate constants for the reactions of hydroxyl radicals and chlorine atoms with halogenated aldehydes. *J. Phys. Chem.* **1993**, *97*, 4683-4688, doi:10.1021/j100120a021.

- (12) Semmes, D. H.; Ravishankara, A. R.; Gump-Perkins, C. A.; Wine, P. H. Kinetics of the reactions of hydroxyl radical with aliphatic aldehydes. *Int. J. Chem. Kinet.* **1985**, *17*, 303-313.
- (13) Sivakumaran, V.; Crowley, J. N. Reaction between OH and CH₃CHO - Part 2. Temperature dependent rate coefficients (201-348 K). *Phys. Chem. Chem. Phys.* **2003**, *5*, 106-111, doi:10.1039/b209303k.
- (14) Taylor, P. H.; Rahman, M. S.; Arif, M.; Dellinger, B.; Marshall, P. Kinetic and mechanistic studies of the reaction of hydroxyl radicals with acetaldehyde over an extended temperature range. *Symp. Int. Combust. Proc.* **1996**, *26*, 497-504.
- (15) Taylor, P. H.; Yamada, T.; Marshall, P. The reaction of OH with acetaldehyde and deuterated acetaldehyde: Further insight into the reaction mechanism at both low and elevated temperatures. *Int. J. Chem. Kinet.* **2006**, *38*, 489-495, doi:10.1002/kin.20179.
- (16) Tyndall, G. R. S.; Orlando, J. J.; Wallington, T. J.; Hurley, M. D.; Goto, M.; Kawasaki, M. Mechanism of the reaction of OH radicals with acetone and acetaldehyde at 251 and 296 K. *Phys. Chem. Chem. Phys.* **2002**, *4*, 2189-2193, doi:10.1039/b111195g.
- (17) Tyndall, G. S.; Stafelbach, T. A.; Orlando, J. J.; Calvert, J. G. Rate coefficients for reactions of OH radicals with methylglyoxal and acetaldehyde. *Int. J. Chem. Kinet.* **1995**, *27*, 1009-1020.
- (18) Vandenberg, S.; Peeters, J. The reaction of acetaldehyde and propionaldehyde with hydroxyl radicals: experimental determination of the primary H₂O yield at room temperature. *J. Photochem. Photobiol. A: Chem.* **2003**, *157*, 269-274, doi:10.1016/S1010-6030(03)00063-7.
- (19) Vöhringer-Martinez, E.; Hansmann, B.; Hernandez, H.; Francisco, J. S.; Troe, J.; Abel, B. Water catalysis of a radical-molecule gas-phase reaction. *Science* **2007**, *315*, 497-501, doi:10.1126/science.1134494.
- (20) Wang, J.; Chen, H. B.; Glass, G. P.; Curl, R. F. Kinetic study of the reaction of acetaldehyde with OH. *J. Phys. Chem. A* **2003**, *107*, 10834-10844, doi:10.1021/jp036114p.
- (21) Zhu, L.; Talukdar, R. K.; Burkholder, J. B.; Ravishankara, A. R. Rate coefficients for the OH + acetaldehyde (CH₃CHO) Reaction Between 204 and 373 K. *Int. J. Chem. Kinet.* **2008**, *40*, 635-646, doi:10.1002/kin.20346.

D26. OH + C₂H₅OH. There are numerous studies of the reaction rate constant at room temperature (Campbell et al.,¹ Overend and Paraskevopoulos,¹³ Ravishankara and Davis,¹⁶ Kerr and Stocker,⁷ Greenhill and O'Grady,⁴ Wallington and Kurylo,¹⁸ Hess and Tully,⁵ Nelson et al.,¹⁰ Picquet et al.,¹⁴ Oh and Andino,¹¹ Sorensen et al.,¹⁷ Jimenez et al.,⁶ Wu et al.,¹⁹ Dillon et al.,³ Kovacs et al.,⁸ Rajakumar et al.,¹⁵ Carr et al.,² and Orkin et al.¹²). The recommended k(298 K) is an average of the rate constants measured by Campbell et al.,¹ Kerr and Stocker,⁷ Wallington and Kurylo,¹⁸ Hess and Tully,⁵ Nelson et al.,¹⁰ Sorensen et al.,¹⁷ Jimenez et al.,⁶ Wu et al.,¹⁹ Dillon et al.,³ Kovacs et al.,⁸ Rajakumar et al.,¹⁵ and Orkin et al.¹² The room temperature studies not used were either of lower precision (as evidenced by data scatter) or yielded systematically higher or lower rate constants. Comprehensive studies of this reaction at sub-ambient temperatures were done by Jimenez et al.,⁶ Dillon et al.,³ and Orkin et al.¹² The last two studies resulted in indistinguishable rate constants at low temperatures and coincide with the recommended value of k(298 K). The analysis of the data at low temperatures suggests a temperature independent reaction rate constant between 210 K and 298 K. This reaction has three possible product channels: (a) CH₃CH₂O + H₂O, (b) CH₃CHOH + H₂O, and (c) CH₂CH₂OH+H₂O. At room temperature, channel (b) is the major pathway accounting for (75% ± 15%) of the reaction (Meier et al.⁹) which is consistent with the thermochemistry of these three possible pathways. The branching ratio for channel (b) is expected to increase with decreasing temperature.

(Table: 10-6, Note: 10-6, Evaluated: 10-6) [Back to Table](#)

- (1) Campbell, I. M.; McLaughlin, D. F.; Handy, B. J. Rate constants for reactions of hydroxyl radicals with alcohol vapours at 292 K. *Chem. Phys. Lett.* **1976**, *38*, 362-364.
- (2) Carr, S. A.; Baeza-Romero, M. T.; Blitz, M. A.; Price, B. J. S.; Seakins, P. W. Ketone photolysis in the presence of oxygen: A useful source of OH for flash photolysis kinetics experiments. *Int. J. Chem. Kinet.* **2008**, *40*, 504-514, doi:10.1002/kin.20330.
- (3) Dillon, T. J.; Hölscher, D.; Sivakumaran, V.; Horowitz, A.; Crowley, J. N. Kinetics of the reactions of HO with methanol (210–351 K) and with ethanol (216–368 K). *Phys. Chem. Chem. Phys.* **2005**, *7*, 349-355, doi:10.1039/b413961e.
- (4) Greenhill, P. G.; O'Grady, B. V. The rate constant of the reaction of hydroxyl radicals with methanol, ethanol and (D₃)methanol. *Aust. J. Chem.* **1986**, *39*, 1775-1787.
- (5) Hess, W. P.; Tully, F. P. Catalytic conversion of alcohols to alkenes by OH. *Chem. Phys. Lett.* **1988**, *152*, 183-189.
- (6) Jiménez, E.; Gilles, M. K.; Ravishankara, A. R. Kinetics of the reactions of hydroxyl radical with CH₃OH and C₂H₅OH between 235 and 360 K. *J. Photochem. Photobiol. A: Chem.* **2003**, *157*, 237-245, doi:10.1016/S1010-6030(03)00073-X.

- (7) Kerr, J. A.; Stocker, D. W. Kinetics of the reactions of hydroxyl radicals with alkyl nitrates and with some oxygen-containing organic compounds studied under simulated atmospheric conditions. *J. Atmos. Chem.* **1986**, *4*, 253-262.
- (8) Kovács, G.; Szász-Vadász, T.; Papadimitriou, V. C.; Dóbbé, S.; Bérces, T.; Márta, F. Absolute rate constants for the reactions of OH radicals with CH₃CH₂OH, CF₂HCH₂OH and CF₃CH₂OH. *React. Kinet. Catal. Lett.* **2005**, *87*, 129-138.
- (9) Meier, U.; Grotheer, H. H.; Riekert, G.; Just, T. Temperature dependence and branching ratio of the C₂H₅OH + OH reaction. *Chem. Phys. Lett.* **1985**, *115*, 221-225.
- (10) Nelson, L.; Rattigan, O.; Neavyn, R.; Sidebottom, H.; Treacy, J.; Nielsen, O. J. Absolute and relative rate constants for the reactions of hydroxyl radicals and chlorine atoms with a series of aliphatic alcohols and ethers at 298 K. *Int. J. Chem. Kinet.* **1990**, *22*, 1111-1126.
- (11) Oh, S.; Andino, J. M. Kinetics of the gas-phase reactions of hydroxyl radicals with C1-C6 aliphatic alcohols in the presence of ammonium sulfate aerosols. *Int. J. Chem. Kinet.* **2001**, *33*, 422-430.
- (12) Orkin, V. L.; Khamaganov, V. G.; Martynova, L. E.; Kurylo, M. J. High-accuracy measurements of OH reaction rate constants and IR and UV absorption spectra: Ethanol and partially fluorinated ethyl alcohols. *J. Phys. Chem. A* **2011**, *115*, 8656-8668, doi:10.1021/jp202099t.
- (13) Overend, R.; Paraskevopoulos, G. Rates of OH radical reactions. 4. Reactions with methanol, ethanol, 1-propanol, and 2-propanol at 296 K. *J. Phys. Chem.* **1978**, *82*, 1329-1333, doi:10.1021/j100501a001.
- (14) Picquet, B.; Heroux, S.; Chebbi, A.; Doussin, J.-F.; Durand-Jolibois, R.; Monod, A.; Loirat, H.; Carlier, P. Kinetics of the reactions of OH radicals with some oxygenated volatile organic compounds under simulated atmospheric conditions. *Int. J. Chem. Kinet.* **1998**, *30*, 839-847.
- (15) Rajakumar, B.; Burkholder, J. B.; Portmann, R. W.; Ravishankara, A. R. Rate coefficients, for the OH + CFH₂CH₂OH reaction between 238 and 355 K. *Phys. Chem. Chem. Phys.* **2005**, *7*, 2498-2505, doi:10.1039/b503332b.
- (16) Ravishankara, A. R.; Davis, D. D. Kinetic rate constants for the reaction of OH with methanol, ethanol, and tetrahydrofuran at 298 K. *J. Phys. Chem.* **1978**, *82*, 2852-2853, doi:10.1021/j100515a022.
- (17) Sørensen, M.; Hurley, M. D.; Wallington, T. J.; Dibble, T. S.; Nielsen, O. J. Do aerosols act as catalysts in the OH radical initiated atmospheric oxidation of volatile organic compounds? *Atmos. Environ.* **2002**, *36*, 5947-5952.
- (18) Wallington, T. J.; Kurylo, M. J. The gas phase reactions of hydroxyl radicals with a series of aliphatic alcohols over the temperature range 240-440 K. *Int. J. Chem. Kinet.* **1987**, *19*, 1015-1023.
- (19) Wu, H.; Mu, Y.; Zhang, X.; Jiang, G. Relative rate constants for the reactions of hydroxyl radicals and chlorine atoms with a series of aliphatic alcohols. *Int. J. Chem. Kinet.* **2003**, *35*, 81-87, doi:10.1002/kin.10109.

D27. OH + CH₃C(O)OH. The recommended values of k(298 K) and E/R are derived from a combined fit to the data of Singleton et al.,⁸ Butkovskaya et al.,¹ Crunaire et al.,² Vimal and Stevens,⁹ Khamaganov et al.,⁷ Huang et al.,⁶ and Huang et al.⁵ at T ≤ 300 K. Data from these studies are in reasonable agreement below 300 K. However, above 300 K there is not a consistent picture of the temperature dependence of the rate constant with E/R values ranging from ~ -500 K to ~ -1000 K. In an earlier study by Dagaut et al.³ at room temperature and above, an E/R value of +170 K was obtained. For this reason data from this study were not included in the combined fit, although k(298 K) from this study is in good agreement with recommended value. All studies required corrections for the presence of acetic acid dimer especially at temperatures below 298 K and they assumed no reactivity between OH and the dimer. This latter assumption is based on results from Singleton et al.⁸ However, in the same study Singleton et al.⁸ found that the rate constant for the reaction of OH with the dimer of propionic acid is equal to or greater than that of the rate constant of OH with propionic acid monomer. This result suggests that uncertainties regarding the reactivity of acetic acid dimer may remain. Such uncertainties would propagate into uncertainties in the reactivity of the monomer, especially at lower temperatures.

Three studies give similar results for the reaction mechanism. Butkovskaya et al.¹ reported a yield of (64 ± 17)% over the temperature range of 300–249 K for H-atom abstraction from the carboxyl group, (OH + CH₃C(O)OH → CH₃ + CO₂ + H₂O). At room temperature, De Smedt et al.⁴ and Crunaire et al.² reported similar yields of (64 ± 14)% and (78 ± 13)%, respectively. Observations by Singleton et al.⁸ regarding the decrease in reactivity upon D substitution on the carboxylic site and no change in reactivity upon substitution on the methyl group, are reasonably consistent with these mechanistic studies.

(Table: 10-6, Note: 10-6, Evaluated: 10-6) [Back to Table](#)

- (1) Butkovskaya, N. I.; Kukui, A.; Pouvesle, N.; Le Bras, G. Rate constant and mechanism of the reaction of OH radicals with acetic acid in the temperature range of 229-300 K. *J. Phys. Chem. A* **2004**, *108*, 7021-7026, doi:10.1021/jp048444v.
- (2) Crunaire, S.; Tarmoul, J.; Fittschen, C.; Tomas, A.; Lemoine, B.; Coddeville, P. Use of cw-CRDS for studying the atmospheric oxidation of acetic acid in a simulation chamber. *Appl. Phys. B* **2006**, *85*, 467-476, doi:10.1007/s00340-006-2319-6.
- (3) Dagaut, P.; Wallington, T. J.; Liu, R.; Kurylo, M. J. The gas phase reactions of hydroxyl radicals with a series of carboxylic acids over the temperature range 240-440 K. *Int. J. Chem. Kinet.* **1988**, *20*, 331-338.
- (4) De Smedt, F.; Bui, X. V.; Nguyen, T. L.; Peeters, J.; Vereecken, L. Theoretical and experimental study of the product branching in the reaction of acetic acid with OH radicals. *J. Phys. Chem. A* **2005**, *109*, 2401-2409, doi:10.1021/jp044679v.
- (5) Huang, Y.-w.; Dransfield, T. J.; Anderson, J. G. Experimental evidence for the pressure dependence of the reaction rate constant between acetic acid and hydroxyl radicals. *J. Phys. Chem. A* **2010**, *114*, 11538-11544, doi:10.1021/jp106446q.
- (6) Huang, Y.-w.; Dransfield, T. J.; Miller, J. D.; Rojas, R. D.; Castillo, X. G.; Anderson, J. G. Experimental study of the kinetics of the reaction of acetic acid with hydroxyl radicals from 255 to 355 K. *J. Phys. Chem. A* **2009**, *113*, 423-430, doi:10.1021/jp808627w.
- (7) Khamaganov, V. G.; Bui, V. X.; Carl, S. A.; Peeters, J. Absolute rate coefficient of the OH + CH₃C(O)OH reaction at T = 287-802 K. The two faces of pre-reactive H-bonding. *J. Phys. Chem. A* **2006**, *110*, 12852-12859, doi:10.1021/jp064922l.
- (8) Singleton, D. L.; Paraskevopoulos, G.; Irwin, R. S. Rates and mechanism of the reactions of hydroxyl radicals with acetic, deuterated acetic, and propionic acids in the gas phase. *J. Am. Chem. Soc.* **1989**, *111*, 5248-5251, doi:10.1021/ja00196a035.
- (9) Vimal, D.; Stevens, P. S. Experimental and theoretical studies of the kinetics of the reactions of OH radicals with acetic acid, acetic acid-*d*₃ and acetic acid-*d*₄ at low pressure. *J. Phys. Chem. A* **2006**, *110*, 11509-11516, doi:10.1021/jp063224y.

D28. OH + C₃H₈. There are many measurements of the rate coefficients at 298 K. In this evaluation we have considered only the direct measurements (Greiner,¹⁰ Tully et al.,¹⁷ Droege and Tully,⁸ Schmidt et al.,¹⁴ Baulch et al.,² Bradley et al.,³ Abbatt et al.,¹ Schiffman et al.,¹³ Talukdar et al.,¹⁵ Mellouki et al.,¹² Donahue et al.,⁶ Clarke et al.,⁴ and Kozlov et al.¹¹). The 298 K value is the average of these thirteen studies. Greiner, Tully et al.,¹⁶ Droege and Tully, Talukdar et al., Mellouki et al., Donahue et al., Clarke et al. and Kozlov et al.¹¹ have measured the temperature dependence of this reaction. Donahue and Clark⁷ have shown that there is outstanding agreement between all of the data sets after correcting some of them for small offsets due to systematic calibration errors. Due to the significant curvature in the Arrhenius behavior over the studied temperature range, the recommended Arrhenius expression is only valid between 190 and 300 K. The recommended E/R is obtained from a composite fit to the four data sets (Kozlov et al., Clarke et al., Talukdar et al. and Mellouki et al.) at temperature below 300 K. Each data set was normalized to the recommended k(298 K). This reaction has two possible channels, i.e., abstraction of the primary and the secondary H-atom. Observations of both channels by Tully et al. and Droege and Tully indicate that the reaction exhibits non-Arrhenius behavior over a wide temperature range. The branching ratios were estimated from the latter study:

$$k_{\text{primary}} = 6.3 \times 10^{-12} \exp(-1050/T) \text{ cm}^3 \text{ molecule}^{-1} \text{ s}^{-1}$$

$$k_{\text{secondary}} = 6.3 \times 10^{-12} \exp(-580/T) \text{ cm}^3 \text{ molecule}^{-1} \text{ s}^{-1}$$

These numbers are in reasonable agreement with the older data of Greiner. The ratio of the rate coefficients for OH reactions with C₂H₆ and C₃H₈ has been measured by Finlayson-Pitts et al.⁹ and DeMore and Bayes.⁵ Our recommendations are in reasonable agreement with their ratios.

(Table: 06-2, Note: 06-2) [Back to Table](#)

- (1) Abbatt, J. P. D.; Demerjian, K. L.; Anderson, J. G. A new approach to free-radical kinetics: Radially and axially resolved high-pressure discharge flow with results for OH + (C₂H₆, C₃H₈, *n*-C₄H₁₀, *n*-C₅H₁₂) → products at 297 K. *J. Phys. Chem.* **1990**, *94*, 4566-4575.
- (2) Baulch, D. L.; Campbell, I. M.; Saunders, S. M. Rate constants for the reactions of hydroxyl radicals with propane and ethane. *J. Chem. Soc. Faraday Trans. 1* **1985**, *81*, 259-263.
- (3) Bradley, J. N.; Hack, W.; Hoyermann, K.; Wagner, H. G. Kinetics of the reaction of hydroxyl radicals with ethylene and with C₃ hydrocarbons. *J. Chem. Soc. Faraday Trans. 1* **1973**, *69*, 1889-1898.

- (4) Clarke, J. S.; Kroll, J. H.; Donahue, N. M.; Anderson, J. G. Testing frontier orbital control: Kinetics of OH with ethane, propane, and cyclopropane from 180 to 360K. *J. Phys. Chem. A* **1998**, *102*, 9847-9857.
- (5) DeMore, W. B.; Bayes, K. D. Rate constants for the reactions of hydroxyl radical with several alkanes, cycloalkanes, and dimethyl ether. *J. Phys. Chem. A* **1999**, *103*, 2649-2654.
- (6) Donahue, N. M.; Anderson, J. G.; Demerjian, K. L. New rate constants for ten OH alkane reactions from 300 to 400 K: An assessment of accuracy. *J. Phys. Chem. A* **1998**, *102*, 3121-3126.
- (7) Donahue, N. M.; Clarke, J. S. Fitting multiple datasets in kinetics: *n*-butane + OH → products. *Int. J. Chem. Kinet.* **2004**, *36*, 259-272, doi:10.1002/kin.10194.
- (8) Droege, A. T.; Tully, F. P. Hydrogen-atom abstraction from alkanes by OH. 3. Propane. *J. Phys. Chem.* **1986**, *90*, 1949-1954, doi:10.1021/j100400a042.
- (9) Finlayson-Pitts, B. J.; Hernandez, S. K.; Berko, H. N. A new dark source of the gaseous hydroxyl radical for the relative rate measurements. *J. Phys. Chem.* **1993**, *97*, 1172-1177.
- (10) Greiner, N. R. Hydroxyl radical kinetics by kinetic spectroscopy. VII. The reaction with ethylene in the range 300-500 °K. *J. Chem. Phys.* **1970**, *53*, 1284-1285.
- (11) Kozlov, S. N.; Orkin, V. L.; Huie, R. E.; Kurylo, M. J. OH reactivity and UV spectra of propane, *n*-propyl bromide, and isopropyl bromide. *J. Phys. Chem. A* **2003**, *107*, 1333-1338, doi:10.1021/jp021806j.
- (12) Mellouki, A.; Téton, S.; Laverdet, G.; Quilgars, A.; Le Bras, G. Kinetic studies of OH reactions with H₂O₂, C₃H₈, and CH₄ using the pulsed laser photolysis-laser induced fluorescence method. *J. Chim. Phys.* **1994**, *91*, 473-487.
- (13) Schiffman, A.; Nelson, D. D.; Robinson, M. S.; Nesbitt, D. J. High-resolution infrared flash kinetic spectroscopy of OH radicals. *J. Phys. Chem.* **1991**, *95*, 2629-2636.
- (14) Schmidt, V.; Zhu, G. Y.; Becker, K. H.; Fink, E. H. Study of OH reactions at high pressures by excimer laser photolysis - dye laser fluorescence. *Ber. Bunsenges. Phys. Chem.* **1985**, *89*, 321-322.
- (15) Talukdar, R. K.; Mellouki, A.; Gierczak, T.; Barone, S.; Chiang, S.-Y.; Ravishankara, A. R. Kinetics of the reactions of OH with alkanes. *Int. J. Chem. Kinet.* **1994**, *26*, 973-990.
- (16) Tully, F. P. Laser photolysis/laser-induced fluorescence study of the reaction of hydroxyl radical with ethylene. *Chem. Phys. Lett.* **1983**, *96*, 148-153.
- (17) Tully, F. P.; Ravishankara, A. R.; Carr, K. Kinetic study of the reactions of the hydroxyl radical with ethane and propane. *Int. J. Chem. Kinet.* **1983**, *15*, 1111-1118.

D29. OH + C₂H₅CHO. The recommended value at 298 K is an average of the results from Niki et al.,⁴ Audley et al.,¹ Kerr and Sheppard,³ Semmes et al.,⁶ Papagni,⁵ Thevenet,⁷ and D'Anna.² The temperature dependence has been measured by Thevenet. The E/R is taken from Thevenet and the A-factor is adjusted to reproduce k(298 K). Vandenberk and Peeters⁸ measured unity yields of H₂O from the reaction and conclude that the reaction proceeds exclusively by H-abstraction of the aldehydic H-atom.

(Table: 06-2, Note: 06-2, Evaluated 06-2) [Back to Table](#)

- (1) Audley, G. J.; Baulch, D. L.; Campbell, I. M. Gas-phase reactions of hydroxyl radicals with aldehydes in flowing H₂O₂ + NO₂ + CO mixtures. *J. Chem. Soc. Faraday Trans. 1* **1981**, *77*, 2541-2549.
- (2) D'Anna, B.; Andresen, O.; Gefen, Z.; Nielsen, C. J. Kinetic study of OH and NO₃ radical reactions with 14 aliphatic aldehydes. *Phys. Chem. Chem. Phys.* **2001**, *3*, 3057-3063, doi:10.1039/b103623h.
- (3) Kerr, J. A.; Sheppard, D. W. Kinetics of the reactions of hydroxyl radicals with aldehydes studied under atmospheric conditions. *Environ. Sci. Technol.* **1981**, *15*, 960-963.
- (4) Niki, H.; Maker, P. D.; Savage, C. M.; Breitenbach, L. P. Relative rate constants for the reaction of hydroxyl radical with aldehydes. *J. Phys. Chem.* **1978**, *82*, 132-134, doi:10.1021/j100491a002.
- (5) Papagni, C.; Arey, J.; Atkinson, R. Rate constants for the gas-phase reactions of a series of C₃-C₆ aldehydes with OH and NO₃ radicals. *Int. J. Chem. Kinet.* **2000**, *32*, 79-84.
- (6) Semmes, D. H.; Ravishankara, A. R.; Gump-Perkins, C. A.; Wine, P. H. Kinetics of the reactions of hydroxyl radical with aliphatic aldehydes. *Int. J. Chem. Kinet.* **1985**, *17*, 303-313.
- (7) Thévenet, R.; Mellouki, A.; Le Bras, G. Kinetics of OH and Cl Reactions with a Series of Aldehydes. *Int. J. Chem. Kinet.* **2000**, *32*, 676-685.
- (8) Vandenberk, S.; Peeters, J. The reaction of acetaldehyde and propionaldehyde with hydroxyl radicals: experimental determination of the primary H₂O yield at room temperature. *J. Photochem. Photobiol. A: Chem.* **2003**, *157*, 269-274, doi:10.1016/S1010-6030(03)00063-7.

D30. OH + 1-C₃H₇OH. There have been a number of room temperature measurements that are in excellent agreement. The recommended value is an average of the results from absolute kinetics studies by Overend and Paraskevopoulos,⁶ Wallington and Kurylo,⁷ Nelson et al.,⁴ and Yujing and Mellouki.⁹ Relative rate studies of Nelson et al., Oh and Andino,⁵ Wu et al.,⁸ and Cheema et al.³ are in excellent agreement with the

recommended value. The indirect study of Campbell² is consistent with, but 30% lower than the recommended value. The reaction is observed to be nearly temperature independent; Yujing and Mellouki find a slight positive temperature dependence while Cheema et al. find a small negative temperature dependence. The recommended E/R value is based on the direct study of Yujing and Mellouki. End product studies carried out by Azad and Andino¹ support predictions based on the structure-activity relationship that identify the primary reaction channels as hydrogen abstraction by the OH radical from the α (~75%) and β (~20%) carbons.

(Table: 06-2, Note: 06-2, Evaluated 06-2) [Back to Table](#)

- (1) Azad, K.; Andino, J. M. Products of the gas-phase photooxidation reactions of 1-propanol with OH radicals. *Int. J. Chem. Kinet.* **1999**, *31*, 810-818.
- (2) Campbell, I. M.; McLaughlin, D. F.; Handy, B. J. Rate constants for reactions of hydroxyl radicals with alcohol vapours at 292 K. *Chem. Phys. Lett.* **1976**, *38*, 362-364.
- (3) Cheema, S. A.; Holbrook, K. A.; Oldershaw, G. A.; Walker, R. W. Kinetics and mechanism associated with the reactions of hydroxyl radicals and of chlorine atoms with 1-propanol under near-tropospheric conditions between 273 and 343 K. *Int. J. Chem. Kinet.* **2002**, *34*, 110-121, doi:10.1002/kin.10027.
- (4) Nelson, L.; Rattigan, O.; Neavyn, R.; Sidebottom, H.; Treacy, J.; Nielsen, O. J. Absolute and relative rate constants for the reactions of hydroxyl radicals and chlorine atoms with a series of aliphatic alcohols and ethers at 298 K. *Int. J. Chem. Kinet.* **1990**, *22*, 1111-1126.
- (5) Oh, S.; Andino, J. M. Effects of ammonium sulfate aerosols on the gas-phase reactions of the hydroxyl radical with organic compounds. *Atmos. Environ.* **2000**, *34*, 2901-2908.
- (6) Overend, R.; Paraskevopoulos, G. Rates of OH radical reactions. 4. Reactions with methanol, ethanol, 1-propanol, and 2-propanol at 296 K. *J. Phys. Chem.* **1978**, *82*, 1329-1333, doi:10.1021/j100501a001.
- (7) Wallington, T. J.; Kurylo, M. J. The gas phase reactions of hydroxyl radicals with a series of aliphatic alcohols over the temperature range 240-440 K. *Int. J. Chem. Kinet.* **1987**, *19*, 1015-1023.
- (8) Wu, H.; Mu, Y.; Zhang, X.; Jiang, G. Relative rate constants for the reactions of hydroxyl radicals and chlorine atoms with a series of aliphatic alcohols. *Int. J. Chem. Kinet.* **2003**, *35*, 81-87, doi:10.1002/kin.10109.
- (9) Yujing, M.; Mellouki, A. Temperature dependence for the rate constants of the reaction of OH radicals with selected alcohols. *Chem. Phys. Lett.* **2001**, *333*, 63-68.

D31. OH + 2-C₃H₇OH. The recommended value at 298 K is an average of the absolute measurements by Overend and Paraskevopoulos,⁴ Wallington and Kurylo,⁵ Nelson et al.,³ Dunlop and Tully,¹ and Yujing and Mellouki.⁶ A relative rate study by Lloyd et al.² is, within its wide error limits, consistent with the recommendation. The temperature dependence is observed to vary little with temperature below 400 K. Measurements over the range 293-745 K by Dunlop and Tully revealed a “bowl” shaped temperature dependence, with a minimum in the rate coefficient observed at 378 K. The recommended E/R is based on the measurements of Yujing and Mellouki and, on account of the complex reaction behavior, is valid only for temperatures below 400 K. Temperature dependent data of Dunlop and Tully and Wallington and Kurylo are, within the experimental uncertainties, consistent with the recommendation. By using isotopic substitution, Dunlop and Tully determined that the primary reaction channel below 400 K involves H atom abstraction by OH from the α -site. This result is in agreement with estimates based on the structure-activity relationship (Yujing and Mellouki⁶).

(Table: 06-2, Note: 06-2, Evaluated 06-2) [Back to Table](#)

- (1) Dunlop, J. R.; Tully, F. P. Catalytic dehydration of alcohols by OH. 2-propanol: An intermediate case. *J. Phys. Chem.* **1993**, *97*, 6457-6464.
- (2) Lloyd, A. C.; Darnall, K. R.; Winer, A. M.; Pitts Jr., J. N. Relative rate constants for the reactions of OH radicals with isopropyl alcohol, diethyl and di-*n*-propyl ether at 305 \pm 2 K. *Chem. Phys. Lett.* **1976**, *42*, 205-209.
- (3) Nelson, L.; Rattigan, O.; Neavyn, R.; Sidebottom, H.; Treacy, J.; Nielsen, O. J. Absolute and relative rate constants for the reactions of hydroxyl radicals and chlorine atoms with a series of aliphatic alcohols and ethers at 298 K. *Int. J. Chem. Kinet.* **1990**, *22*, 1111-1126.
- (4) Overend, R.; Paraskevopoulos, G. Rates of OH radical reactions. 4. Reactions with methanol, ethanol, 1-propanol, and 2-propanol at 296 K. *J. Phys. Chem.* **1978**, *82*, 1329-1333, doi:10.1021/j100501a001.
- (5) Wallington, T. J.; Kurylo, M. J. The gas phase reactions of hydroxyl radicals with a series of aliphatic alcohols over the temperature range 240-440 K. *Int. J. Chem. Kinet.* **1987**, *19*, 1015-1023.
- (6) Yujing, M.; Mellouki, A. Temperature dependence for the rate constants of the reaction of OH radicals with selected alcohols. *Chem. Phys. Lett.* **2001**, *333*, 63-68.

D32. OH + C₂H₅C(O)OH. Studies of this reaction have been confined to 298 K and above on account of the tendency of propionic acid to dimerize at lower temperatures and higher concentrations. Kinetic isotope effects measured by Singleton et al.² are consistent with a two channel mechanism proposed previously for OH reaction with acetic acid. In the propionic acid case, the channel involving direct abstraction of an alkyl hydrogen is predominant, thus accounting for the observed temperature independence of the rate constant. The recommended temperature independent rate constant, is based on an average of the results of Singleton et al. and Dagout et al.¹ taken at a variety of temperatures between 298 K and 446 K. An study room temperature measurement by Zetsch and Stuhl³ is ~30% higher, but consistent with the recommendation. Further studies below 298 K would be desirable in order to investigate possible non-Arrhenius behavior. (Table: 06-2, Note: 06-2, Evaluated 06-2) [Back to Table](#)

- (1) Dagaut, P.; Wallington, T. J.; Liu, R.; Kurylo, M. J. The gas phase reactions of hydroxyl radicals with a series of carboxylic acids over the temperature range 240-440 K. *Int. J. Chem. Kinet.* **1988**, *20*, 331-338.
- (2) Singleton, D. L.; Paraskevopoulos, G.; Irwin, R. S. Rates and mechanism of the reactions of hydroxyl radicals with acetic, deuterated acetic, and propionic acids in the gas phase. *J. Am. Chem. Soc.* **1989**, *111*, 5248-5251, doi:10.1021/ja00196a035.
- (3) Zetsch, C.; Stuhl, F. In *Proceedings of the 2nd European Symposium on the Physico-Chemical Behaviour of Atmospheric Pollutants*; D. Reidel Publishing Co.: Dordrecht, Holland, 1982; pp 129-137.

D33. OH + CH₃C(O)CH₃. The rate coefficient for this reaction has been measured at temperatures close to 298 K by Cox et al.,² Zetsch,¹⁴ Chiorboli et al.,¹ Kerr and Stocker,⁵ Wallington and Kurylo,¹¹ LeCalve et al.,⁶ Wollenhaupt et al.,¹² Gierczak et al.,³ and Yamada et al.¹³ Cox reported only an upper limit of $<5 \times 10^{-13} \text{ cm}^3 \text{ molecule}^{-1} \text{ s}^{-1}$, which is consistent with this recommendation. The primary aim of Chiorboli et al. was to examine the atmospheric degradation of styrene, which produces acetone. They employed a relative rate measurement and reported a value of k(298 K) that is almost three times faster than the recommended value. Because of possible complications in their system, we have not included their results in arriving at the recommended value. Wallington and Kurylo, LeCalve et al., Wollenhaupt et al., Gierczak et al., and Yamada et al. have reported k as a function of temperature; all these studies directly measured the rate constant using the pulsed photolysis method where the temporal profile of OH was measured using resonance fluorescence or laser induced fluorescence. The extensive data of Wollenhaupt et al. and Gierczak et al. seem to show that this rate coefficient does not follow an Arrhenius expression. The results of LeCalve et al. and Wallington et al. are in general agreement with the results of Wollenhaupt et al. and Gierczak et al. The non-Arrhenius behavior was not evident in the results of Wallington et al. and LeCalve et al. because they measured the rate constant at a few temperatures and did not explore temperature below 240 K, where the curvature becomes increasingly evident. Yamada et al. measured k only above room temperature and their values are consistently lower than those of all the others noted above. As they noted in their paper, Yamada et al. did not measure the acetone concentration in the reactor and, thus, could have overestimated its concentration leading to consistently lower values of k. We have not included data of Yamada et al.¹³ in deriving the fit because of this possible systematic error and because they did not report k under atmospheric temperatures. The following recommendation reproduces all reported data, except that of Chiorboli et al. within the recommended uncertainty of 25% at all temperatures:

$$k(T) = 1.33 \times 10^{-13} + 3.82 \times 10^{-11} \exp(-2000/T) \text{ cm}^3 \text{ molecule}^{-1} \text{ s}^{-1}$$

This reaction can proceed via the abstraction of an H atom or via the formation of a complex that decomposes to give many different products, which include CH₃ + CH₃C(O)OH, CH₃OH + CH₃C(O), CH₄ + CH₃CO₂, and H₂O + CH₃C(O)CH₂. The branching ratios for the formation of different sets of products could vary with temperature. Wollenhaupt et al.¹² have deduced that CH₃ radicals are produced with a yield of ~50% at 298 K and ~30% at 233 K. A similar branching ratio has also been reported by Vasvari et al.¹⁰ The results of Gierczak et al. on the OH + CD₃C(O)CD₃ reaction, whose rate coefficient nearly obeys an Arrhenius expression between 240 and 400 K and is nearly an order of magnitude smaller than the non-deuterated analog at 250 K, suggest that H abstraction may be the dominant channel. Vandenberk et al.,⁹ Tyndall et al.,⁸ and Talukdar et al.,⁷ clearly show that CH₃C(O)OH is a minor, if not negligible, product of this reaction and that the reaction proceeds to abstract an H atom. The results of Yamada et al. are consistent with this finding. Theoretical calculations of Henon et al.⁴ and Vandenberk et al.⁹ also suggest that formation of acetic acid is negligible. We recommend that the products of this reaction be taken as H₂O and CH₃C(O)CH₂. (Table: 06-2, Note: 06-2, Evaluated 06-2) [Back to Table](#)

- (1) Chiorboli, C.; Bignozzi, C. A.; Maldotti, A.; Giardini, P. F.; Rossi, A.; Carassiti, V. Rate constants for the gas-phase reactions of OH radicals with β -dimethylstyrene and acetone. Mechanism of β -dimethylstyrene NO_x – air photooxidation. *Int. J. Chem. Kinet.* **1983**, *15*, 579-586.
- (2) Cox, R. A.; Derwent, R. G.; Williams, M. R. Atmospheric photooxidation reactions. Rates, reactivity, and mechanism for reaction of organic compounds with hydroxyl radicals. *Environ. Sci. Technol.* **1980**, *14*, 57-61.
- (3) Gierczak, T.; Gilles, M. K.; Bauerle, S.; Ravishankara, A. R. Reaction of hydroxyl radical with acetone. 1. Kinetics of the reactions of OH, OD, and ^{18}OH with acetone and acetone- d_6 . *J. Phys. Chem. A* **2003**, *107*, 5014-5020, doi:10.1021/jp027301a.
- (4) Henon, E.; Canneaux, S.; Bohr, F.; Dobe, S. Features of the potential energy surface for the reaction of OH radical with acetone. *Phys. Chem. Chem. Phys.* **2003**, *5*, 333-341, doi:10.1039/b210247c.
- (5) Kerr, J. A.; Stocker, D. W. Kinetics of the reactions of hydroxyl radicals with alkyl nitrates and with some oxygen-containing organic compounds studied under simulated atmospheric conditions. *J. Atmos. Chem.* **1986**, *4*, 253-262.
- (6) Le Calve, S.; Hitier, D.; Le Bras, G.; Mellouki, A. Kinetic studies of OH reactions with a series of ketones. *J. Phys. Chem. A* **1998**, *102*, 4579-4584.
- (7) Talukdar, R. K.; Gierczak, T.; McCabe, D. C.; Ravishankara, A. R. Reaction of hydroxyl radical with acetone. 2. Products and reaction mechanism. *J. Phys. Chem. A* **2003**, *107*, 5021-5032, doi:10.1021/jp0273023.
- (8) Tyndall, G. R. S.; Orlando, J. J.; Wallington, T. J.; Hurley, M. D.; Goto, M.; Kawasaki, M. Mechanism of the reaction of OH radicals with acetone and acetaldehyde at 251 and 296 K. *Phys. Chem. Chem. Phys.* **2002**, *4*, 2189-2193, doi:10.1039/b111195g.
- (9) Vandenberg, S.; Vereecken, L.; Peeters, J. The acetic acid forming channel in the acetone plus OH reaction: A combined experimental and theoretical investigation. *Phys. Chem. Chem. Phys.* **2002**, *4*, 461-466, doi:10.1039/b108161f.
- (10) Vasvári, G.; Szilágyi, I.; Bencsura, A.; Dóbe, S.; Bérces, T.; Henon, E.; Canneaux, S.; Bohr, F. Reaction and complex formation between OH radical and acetone. *Phys. Chem. Chem. Phys.* **2001**, *3*, 551-555, doi:10.1039/b009601f.
- (11) Wallington, T. J.; Kurylo, M. J. Flash photolysis resonance fluorescence investigation of the gas-phase reactions of OH radicals with a series of aliphatic ketones over the temperature range 240-440 K. *J. Phys. Chem.* **1987**, *91*, 5050-5054, doi:10.1021/j100303a033.
- (12) Wollenhaupt, M.; Carl, S. A.; Horowitz, A.; Crowley, J. N. Rate coefficients for reaction of OH with acetone between 202 and 395 K. *J. Phys. Chem. A* **2000**, *104*, 2695-2705, doi:10.1021/jp993738f.
- (13) Yamada, T.; Taylor, P. H.; Goumri, A.; Marshall, P. The reaction of OH with acetone and acetone- d_6 from 298 to 832 K: Rate coefficients and mechanism. *J. Chem. Phys.* **2003**, *119*, 10600-10606, doi:10.1063/1.1619950.
- (14) Zetzsch, C. "Rate constants for the reactions of OH with acetone and methylethylketone in the gas phase"; 7th International Symposium on Gas Kinetics, 1982, Goettingen, Germany.

D34. OH + CH₂=C(CH₃)CHO (methacrolein). The recommended E/R is that obtained from an unweighted fit to $\ln k = \ln A - E/RT$ of the rate constants reported by Gierczak et al.⁷ (234-373 K), which is the only study that reports rate constants at T < 295 K. The recommended value for k(298 K) is the average of ambient temperature rate constants obtained in the flash photolysis studies of Kleindienst et al.,⁹ Gierczak et al.,⁷ and Chuong and Stevens,² the turbulent flow reactor study of Chuong and Stevens,³ and the relative rate study of Atkinson et al.,¹ with all rate constants adjusted to 298 K using the recommended E/R. In a second relative rate study, Edney et al.⁶ obtain a value for k(298 K) that is significantly faster than the rate constants reported in all other studies. Temperature-dependent rate constants reported by Kleindienst et al. and Chuong and Stevens in their flash photolysis studies are encompassed by the recommended error limits for all temperatures below 400 K. Product studies by Tuazon and Atkinson¹¹ and Orlando and Tyndall¹⁰ demonstrate that, in air at T ~ 298 K and P ~ 1 atm, abstraction of the aldehydic hydrogen accounts for 45-50% of overall reactivity and addition to the double bond accounts for the rest; more than 80% of addition is to the terminal carbon. Chuong and Stevens³ observe OH recycling in the presence of O₂ and NO at T = 300 K and conclude that (i) methacrolein-based peroxy radicals (OH-methacrolein-OO) react with NO with $k \sim 2 \times 10^{-11} \text{ cm}^3 \text{ molecule}^{-1} \text{ s}^{-1}$ and (ii) the peroxy radical + NO reactions produce NO₂ with a yield of ~90% and organic nitrates with a yield of ~10%. A turbulent flow reactor study by Hsin and Elrod⁸ obtains OH-methacrolein-OO + NO rate constants that are a factor of two slower than those reported by Chuong and Stevens. In a combined experimental/theoretical study, Crouse et al.⁴ provide evidence that OH-methacrolein-OO undergoes a 1,4 H shift of the aldehydic hydrogen to OO at a rate of ~0.5 s⁻¹ to form a radical that rapidly decomposes to recycle OH. In a theoretical study, da Silva concludes that chemically

activated OH–methacrolein and OH–methacrolein–OO strongly impact product distributions and OH recycling.⁵

(New Entry) [Back to Table](#)

- (1) Atkinson, R.; Aschmann, S. M.; Pitts Jr., J. N. Kinetics of the gas-phase reactions of OH radicals with a series of α,β -unsaturated carbonyls at 299 ± 2 K. *Int. J. Chem. Kinet.* **1983**, *15*, 75-81, doi:10.1002/kin.550150108.
- (2) Chuong, B.; Stevens, P. S. Kinetics of the OH + methyl vinyl ketone and OH + methacrolein reactions at low pressure *J. Phys. Chem. A* **2003**, *107*, 2185-2191, doi:10.1021/jp026036q.
- (3) Chuong, B.; Stevens, P. S. Measurements of the kinetics of the OH-initiated oxidation of methyl vinyl ketone and methacrolein. *Int. J. Chem. Kinet.* **2004**, *36*, 12-25, doi:10.1002/kin.10167.
- (4) Crouse, J. D.; Knap, H. C.; Ørnso, K. B.; Jørgensen, S.; Paulot, F.; Kjaergaard, H. G.; Wennberg, P. O. Atmospheric fate of methacrolein. 1. Peroxy radical isomerization following addition of OH and O₂. *J. Phys. Chem. A* **2012**, *116*, 5756-5762, doi:10.1021/jp211560u.
- (5) da Silva, G. Reaction of methacrolein with the hydroxyl radical in air: Incorporation of secondary O₂ addition into the MACR + OH master equation. *J. Phys. Chem. A* **2012**, *116*, 5317-5324, doi:10.1021/jp303806w.
- (6) Edney, E. O.; Kleindienst, T. E.; Corse, E. W. Room temperature rate constants for the reaction of OH with selected chlorinated and oxygenated hydrocarbons. *Int. J. Chem. Kinet.* **1986**, *18*, 1355-1371, doi:10.1002/kin.550181207.
- (7) Gierczak, T.; Burkholder, J. B.; Talukdar, R. K.; Mellouki, A.; Barone, S. B.; Ravishankara, A. R. Atmospheric fate of methyl vinyl ketone and methacrolein. *J. Photochem. Photobiol. A: Chem.* **1997**, *110*, 1-10, doi:10.1016/S1010-6030(97)00159-7.
- (8) Hsin, H. Y.; Elrod, M. J. Overall rate constant measurements of the reaction of hydroxy- and chloroalkylperoxy radicals derived from methacrolein and methyl vinyl ketone with nitric oxide. *J. Phys. Chem. A* **2007**, *111*, 613-619, doi:10.1021/jp0665574.
- (9) Kleindienst, T. E.; Harris, G. W.; Pitts, J. N., Jr. Rates and temperature dependences of the reaction of OH with isoprene, its oxidation products, and selected terpenes. *Environ. Sci. Technol.* **1982**, *16*, 844-846, doi:10.1021/es00106a004.
- (10) Orlando, J. J.; Tyndall, G. S. Mechanism of the OH-initiated oxidation of methacrolein. *Geophys. Res. Lett.* **1999**, *26*, 2191-2194, doi:10.1029/1999GL900453.
- (11) Tuazon, E. C.; Atkinson, R. A product study of the gas-phase reaction of methacrolein with the OH radical in the presence of NO_x. *Int. J. Chem. Kinet.* **1990**, *22*, 591-602, doi:10.1002/kin.550220604.

D35. OH + CH₃C(O)CH=CH₂ (MVK). The recommendation is based on the temperature-dependent flash photolysis studies of Kleindienst et al.⁷ and Gierczak et al.,⁴ the room temperature turbulent flow reactor study of Chuong and Stevens,³ and the room temperature relative rate studies of Atkinson et al.¹ and Holloway et al.⁵ Chuong and Stevens² observe pressure-dependent rate constants in 1–5 Torr Helium over the temperature range 300–422 K. All data used to arrive at the recommendation were obtained under (presumably) high pressure limit conditions, i.e., P > 16 Torr. All data points reported in each temperature dependent study were scaled by a factor equal to the ratio $k(298)_{\text{Arr}}/k(298)_{\text{ave}}$ where $k(298)_{\text{Arr}}$ is the 298 K rate constant obtained from the best fit Arrhenius expression describing the individual T-dependent data set and $k(298)_{\text{ave}}$ is the average of all reported high-P limit room temperature rate constants. The best fit Arrhenius expression for the scaled data is recommended. A product study by Tuazon and Atkinson⁸ demonstrates that reactivity is dominated by addition to the double bond with 72 ± 28 % of the addition being to the terminal carbon. Chuong and Stevens³ observe OH recycling in the presence of O₂ and NO at T = 300 K and conclude that (i) MVK-based peroxy radicals (OH-MVK-OO) react with NO with $k \sim 2 \times 10^{-11}$ cm³ molecule⁻¹ s⁻¹ and (ii) the peroxy radical + NO reactions produce NO₂ with a yield of ~90% and organic nitrates with a yield of ~10%. A turbulent flow reactor study by Hsin and Elrod⁶ obtains OH-MVK-OO + NO rate constants that are more than a factor of two slower than those reported by Chuong and Stevens.

(New Entry) [Back to Table](#)

- (1) Atkinson, R.; Aschmann, S. M.; Pitts Jr., J. N. Kinetics of the gas-phase reactions of OH radicals with a series of α,β -unsaturated carbonyls at 299 ± 2 K. *Int. J. Chem. Kinet.* **1983**, *15*, 75-81, doi:10.1002/kin.550150108.
- (2) Chuong, B.; Stevens, P. S. Kinetics of the OH + methyl vinyl ketone and OH + methacrolein reactions at low pressure *J. Phys. Chem. A* **2003**, *107*, 2185-2191, doi:10.1021/jp026036q.
- (3) Chuong, B.; Stevens, P. S. Measurements of the kinetics of the OH-initiated oxidation of methyl vinyl ketone and methacrolein. *Int. J. Chem. Kinet.* **2004**, *36*, 12-25, doi:10.1002/kin.10167.

- (4) Gierczak, T.; Burkholder, J. B.; Talukdar, R. K.; Mellouki, A.; Barone, S. B.; Ravishankara, A. R. Atmospheric fate of methyl vinyl ketone and methacrolein. *J. Photochem. Photobiol. A: Chem.* **1997**, *110*, 1-10, doi:10.1016/S1010-6030(97)00159-7.
- (5) Holloway, A.-L.; Treacy, J.; Sidebottom, H.; Mellouki, A.; Daële, V.; Le Bras, G.; Barnes, I. Rate coefficients for the reactions of OH radicals with the keto/enol tautomers of 2,4-pentanedione and 3-methyl-2,4 pentanedione, allyl alcohol and methyl vinyl ketone using the enols and methyl nitrite as photolytic sources of OH. *J. Photochem. Photobiol. A Chem.* **2005**, *176*, 183-190, doi:10.1016/j.photochem.2005.08.031.
- (6) Hsin, H. Y.; Elrod, M. J. Overall rate constant measurements of the reaction of hydroxy- and chloroalkylperoxy radicals derived from methacrolein and methyl vinyl ketone with nitric oxide. *J. Phys. Chem. A* **2007**, *111*, 613-619, doi:10.1021/jp0665574.
- (7) Kleindienst, T. E.; Harris, G. W.; Pitts, J. N., Jr. Rates and temperature dependences of the reaction of OH with isoprene, its oxidation products, and selected terpenes. *Environ. Sci. Technol.* **1982**, *16*, 844-846, doi:10.1021/es00106a004.
- (8) Tuazon, E. C.; Atkinson, R. A product study of the gas-phase reaction of methyl vinyl ketone with the OH radical in the presence of NO_x. *Int. J. Chem. Kinet.* **1989**, *21*, 1141-1152, doi:10.1002/kin.550211207.

D36. OH + CH₂=C(CH₃)CH=CH₂. The recommended E/R is the average of values obtained from the temperature-dependent data sets of Kleindienst et al.,¹² Campuzano-Jost et al.,^{2,3} Gill and Hites,⁷ Park et al.,¹⁶ and Hites and Turner;⁹ each data set was analyzed using an unweighted fit to $\ln k = \ln A - E/RT$. The recommended $k(298\text{ K})$ is the average of the values obtained from the best fit Arrhenius expressions for the five temperature-dependent studies plus the ambient temperature results reported by Winer et al.²⁰ (based on data reported by Grimsrud et al.⁸), Cox et al.,⁵ Ohta,¹⁵ Atkinson and Aschmann,¹ Edney et al.,⁶ Stevens et al.,¹⁹ McGivern et al.,¹³ Zhang et al.,²¹ McQuaid et al.,¹⁴ Iida et al.,¹⁰ Karl et al.,¹¹ Singh and Li.¹⁷ Ambient temperature results obtained at temperatures other than 298 K were adjusted using the recommended E/R. Only results obtained under (investigator-reported) high pressure limit conditions are considered; this excludes the data of Chuong and Stevens⁴ at $T > 300\text{ K}$ and the data of Singh and Li at $T = 340\text{ K}$. Data from the Laval nozzle study of Spangenberg et al.¹⁸ are not considered because the investigated T, P conditions are not relevant for application to atmospheric chemistry. Singh and Li report the Arrhenius expression $k = 2.33 \times 10^{-11} \exp(444/T) \text{ cm}^3 \text{ molecule}^{-1} \text{ s}^{-1}$ 240–340 K; their reported temperature dependence is not used to evaluate E/R because (high pressure limit) rate constants are reported only at 298 K. Although the detailed pressure-dependence remains a subject of disagreement,^{4,10,11,13,19} it is clear that the reaction is in its high pressure limit under all relevant atmospheric conditions.

(Table: 15-10, Note: 15-10, Evaluated: 15-10) [Back to Table](#)

- (1) Atkinson, R.; Aschmann, S. M. Rate constants for the reaction of OH radicals with a series of alkenes and dialkenes at $295 \pm 1\text{ K}$. *Int. J. Chem. Kinet.* **1984**, *16*, 1175-1186.
- (2) Campuzano-Jost, P.; Williams, M. B.; D'Ottone, L.; Hynes, A. J. Kinetics of the OH-initiated oxidation of isoprene. *Geophys. Res. Lett.* **2000**, *27*, 693-696.
- (3) Campuzano-Jost, P.; Williams, M. B.; D'Ottone, L.; Hynes, A. J. Kinetics and mechanism of the reaction of the hydroxyl radical with *h*₈-isoprene and *d*₈-isoprene: Isoprene absorption cross sections, rate coefficients, and the mechanism of hydroperoxyl radical production. *J. Phys. Chem. A* **2004**, *108*, 1537-1551, doi:10.1021/jp0363601.
- (4) Chuong, B.; Stevens, P. S. Kinetic study of the OH + isoprene and OH + ethylene reactions between 2 and 6 Torr and over the temperature range 300-423 K. *J. Phys. Chem. A* **2000**, *104*, 5230-5237, doi:10.1021/jp993613a.
- (5) Cox, R. A.; Derwent, R. G.; Williams, M. R. Atmospheric photooxidation reactions. Rates, reactivity, and mechanism for reaction of organic compounds with hydroxyl radicals. *Environ. Sci. Technol.* **1980**, *14*, 57-61.
- (6) Edney, E. O.; Kleindienst, T. E.; Corse, E. W. Room temperature rate constants for the reaction of OH with selected chlorinated and oxygenated hydrocarbons. *Int. J. Chem. Kinet.* **1986**, *18*, 1355-1371, doi:10.1002/kin.550181207.
- (7) Gill, K. J.; Hites, R. A. Rate constants for the gas-phase reactions of the hydroxyl radical with isoprene, α - and β -pinene, and limonene as a function of temperature. *J. Phys. Chem. A* **2002**, *106*, 2538-2544, doi:10.1021/jp013532q.
- (8) Grimsrud, E. P.; Westberg, H. H.; Rasmussen, R. A. Atmospheric reactivity of monoterpene hydrocarbons, NO_x photooxidation and ozonolysis. *Int. J. Chem. Kinet.* **1975**, *Symp 1*, 183-195.
- (9) Hites, R. A.; Turner, A. M. Rate constants for the gas-phase β -myrcene + OH and isoprene + OH reactions as a function of temperature. *Int. J. Chem. Kinet.* **2009**, *41*, 407-413, doi:10.1002/kin.20413.

- (10) Iida, Y.; Obi, K.; Imamura, T. Rate constant for the reaction of OH radicals with isoprene at 298 ± 2 K. *Chem. Lett.* **2002**, *31*, 792-793.
- (11) Karl, M.; Brauers, T.; Dorn, H.-P.; Holland, F.; Komenda, M.; Poppe, D.; Rohrer, F.; Rupp, L.; Schaub, A.; Wahner, A. Kinetic Study of the OH-isoprene and O₃-isoprene reaction in the atmosphere simulation chamber, SAPHIR. *Geophys. Res. Lett.* **2004**, *31*, L05117, doi:10.1029/2003GL019189.
- (12) Kleindienst, T. E.; Harris, G. W.; Pitts, J. N., Jr. Rates and temperature dependences of the reaction of OH with isoprene, its oxidation products, and selected terpenes. *Environ. Sci. Technol.* **1982**, *16*, 844-846, doi:10.1021/es00106a004.
- (13) McGivern, W. S.; Suh, I.; Clinkenbeard, A. D.; Zhang, R.; North, S. W. Experimental and computational study of the OH-isoprene reaction: Isomeric branching and low-pressure behavior. *J. Phys. Chem. A* **2000**, *104*, 6609-6616, doi:10.1021/jp001163c.
- (14) McQuaid, J. B.; Stocker, D. W.; Pilling, M. J. Kinetics of the reactions of OH with 3-methyl-2-cyclohexen-1-one and 3,5,5-trimethyl-2-cyclohexen-1-one under simulated atmospheric conditions. *Int. J. Chem. Kinet.* **2002**, *34*, 7-11, doi:10.1002/kin.10018.
- (15) Ohta, T. Rate constants for the reactions of diolefins with OH radicals in the gas phase. Estimate of the rate constants from those for monoolefins. *J. Phys. Chem.* **1983**, *87*, 1209-1213.
- (16) Park, J.; Jongsma, C. G.; Zhang, R.; North, S. W. OH/OD initiated oxidation of isoprene in the presence of O₂ and NO. *J. Phys. Chem. A* **2004**, *108*, 10688-10697, doi:10.1021/jp040421t.
- (17) Singh, S.; Li, Z. Kinetics investigation of OH reaction with isoprene at 240-340 K and 1-3 Torr using the relative rate/discharge flow/mass spectrometry technique. *J. Phys. Chem. A* **2007**, *111*, 11843-11851, doi:10.1021/jp074148h.
- (18) Spangenberg, T.; Kohler, S.; Hansmann, B.; Wachsmuth, U.; Abel, B.; Smith, M. A. Low-temperature reactions of OH radicals with propene and isoprene in pulsed Laval nozzle expansions. *J. Phys. Chem. A* **2004**, *108*, 7527-7534, doi:10.1021/jp031228m.
- (19) Stevens, P.; L'Esperance, D.; Chuong, B.; Martin, G. Measurements of the kinetics of the OH-initiated oxidation of isoprene: Radical propagation in the OH + isoprene + O₂ + NO reaction system. *Int. J. Chem. Kinet.* **1999**, *31*, 637-643.
- (20) Winer, A. M.; Lloyd, A. C.; Darnall, K. R.; Pitts, J. N., Jr. Relative rate constants for the reaction of the hydroxyl radical with selected ketones, chloroethenes, and monoterpene hydrocarbons. *J. Phys. Chem.* **1976**, *80*, 1635-1639.
- (21) Zhang, R.; Suh, I.; Lei, W.; Clinkenbeard, A. D.; North, S. W. Kinetic studies of OH-initiated reactions of isoprene. *J. Geophys. Res.* **2000**, *105*, 24627-24635.

D37. OH + CH₃CN. This rate coefficient has been measured as a function of temperature by Harris et al.² between 298 and 424 K, Kurylo and Knable⁴ between 250 and 363 K, Rhasa⁶ between 295 and 520 K, and Hynes and Wine³ between 256 and 388 K. In addition, the 298 K value has been measured by Poulet et al.⁵ The 298 K results of Harris et al. are in disagreement with all other measurements and therefore have not been included. The recommended 298 K value is a weighted average of all other studies. The temperature dependence was computed using the results of Kurylo and Knable, the lower temperature values (i.e., 295–391 K) of Rhasa, and the data of Hynes and Wine. Three points are worth noting: (a) Rhasa observed a curved Arrhenius plot even in the temperature range of 295 to 520 K, and therefore extrapolation of the recommended expression could lead to large errors; (b) Hynes and Wine observed a pressure dependent increase of k(298 K) that levels off at about 1 atmosphere, and this observation is contradictory to the results of other investigations; (c) Hynes and Wine have carried out extensive pressure, temperature, O₂ concentration, and isotope variations in this reaction. Hynes and Wine postulate that the reaction proceeds via addition as well as abstraction pathways. They observe OH regeneration in the presence of O₂. The recommended k(298 K) and E/R are applicable for only lower tropospheric conditions. Because of the unresolved questions of pressure dependence, the recommended value may not be applicable under upper tropospheric and stratospheric conditions. At T = 296 K and P = 700 Torr air, Tyndall et al. observe that HC(O)CN, an expected end product when reaction is initiated by H-abstraction, is formed with a yield of 0.4 ± 0.2 .⁷ The OH regeneration in the presence of O₂ reported by Hynes and Wine has been explained theoretically by Galano as resulting from initial formation of a CH₃C(OH)N adduct that rearranges and dissociates to OH + CH₃C(O)NO.¹ In agreement with the observations of Hynes and Wine and Tyndall et al., Galano's theoretical analysis predicts similar branching ratios for H-abstraction and addition. (Table: 92-20, Note: 15-10, Evaluated 92-20) [Back to Table](#)

- (1) Galano, A. Mechanism of OH radical reactions with HCN and CH₃CN: OH regeneration in the presence of O₂. *J. Phys. Chem. A* **2007**, *111*, 5086-5091, doi:10.1021/jp0708345.

- (2) Harris, G. W.; Kleindienst, T. E.; Pitts, J. N., Jr. Rate constants for the reaction of OH radicals with CH₃CN, C₂H₅CN and CH₂=CH-CN in the temperature range 298-424 K. *Chem. Phys. Lett.* **1981**, *80*, 479-483.
- (3) Hynes, A. J.; Wine, P. H. Kinetics and mechanism of the reaction of hydroxyl radicals with acetonitrile under atmospheric conditions. *J. Phys. Chem.* **1991**, *95*, 1232-1240.
- (4) Kurylo, M. J.; Knable, G. L. A kinetics investigation of the gas-phase reactions of C(1²P) and OH(X²Π) with CH₃CN: Atmospheric significance and evidence for decreased reactivity between strong electrophiles. *J. Phys. Chem.* **1984**, *88*, 3305-3308, doi:10.1021/j150659a033.
- (5) Poulet, G.; Laverdet, G.; Jourdain, J. L.; Le Bras, G. Kinetic study of the reactions of acetonitrile with Cl and OH radicals. *J. Phys. Chem.* **1984**, *88*, 6259-6263, doi:10.1021/j150669a041.
- (6) Rhasa, D. In *Diplomarbeit* Univ. of Gottingen FRG, 1983.
- (7) Tyndall, G. S.; Orlando, J. J.; Wallington, T. J.; Hurley, M. D. Products of the chlorine-atom- and hydroxyl-radical-initiated oxidation of CH₃CN. *J. Phys. Chem. A* **2001**, *105*, 5380-5384, doi:10.1021/jp004318p.

D38. OH + CH₃ONO₂. The rate coefficient for this reaction at 298 K has been measured by Kerr and Stocker,⁴ Nielsen et al.,⁵ Gaffney et al.,² Talukdar et al.,² Kakesu et al.,³ and Shallcross et al.⁶ The results of Kerr and Stocker and of Nielsen et al. are a factor of ten higher than those reported by the other groups. There are no obvious reasons for the reported differences but the lower values are preferred for a number of reasons. Firstly, Talukdar et al. have carried out a large number of checks which ruled out possible effects in their system due to the regeneration of OH via secondary reactions, to bath gas pressure, and to formation of an adduct that could undergo further reaction in the presence of oxygen. Secondly, the lower values are more consistent with reactivity predictions of Atkinson and Aschmann,¹ who assumed that the series of nitrate reactions proceed by H-atom abstraction pathways. Kinetic measurements of Talukdar et al. performed with isotopically substituted hydroxyl radical (OH, ¹⁸OH, and OD) and methyl nitrate (CH₃ONO₂ and CD₃ONO₂) are consistent with this reaction proceeding via an H-atom abstraction pathway. Accordingly, the recommended value of k(298 K) is based on an average of the values given by Gaffney et al., Talukdar et al., Kakesu et al., and Shallcross et al. Further verification of the reaction mechanism by identification of the products of the reaction is needed. The temperature dependence of the rate coefficient has been measured by Nielsen et al., Talukdar et al., and Shallcross et al. While Nielsen et al. report a negative activation energy, Talukdar et al. and Shallcross et al. report positive values. For the reasons given above, the temperature dependence recommended here is based on an average of Talukdar et al. and Shallcross et al. (Table: 06-2, Note: 06-2, Evaluated 06-2) [Back to Table](#)

- (1) Atkinson, R.; Aschmann, S. M. Rate constants for the reactions of the OH radical with the propyl and butyl nitrates and 1-nitobutane at 298 ± 2 K. *Int. J. Chem. Kinet.* **1989**, *21*, 1123-1129.
- (2) Gaffney, J. S.; Fajer, R.; Senum, G. I.; Lee, J. H. Measurement of the reactivity of OH with methyl nitrate: Implications for prediction of alkyl nitrate-OH reaction rates. *Int. J. Chem. Kinet.* **1986**, *18*, 399-407.
- (3) Kakesu, M.; Bandow, H.; Takenaka, N.; Maeda, Y.; Washida, N. Kinetic measurements of methyl and ethyl nitrate reactions with OH radicals. *Int. J. Chem. Kinet.* **1997**, *29*, 933-941.
- (4) Kerr, J. A.; Stocker, D. W. Kinetics of the reactions of hydroxyl radicals with alkyl nitrates and with some oxygen-containing organic compounds studied under simulated atmospheric conditions. *J. Atmos. Chem.* **1986**, *4*, 253-262.
- (5) Nielsen, O. J.; Sidebottom, H. W.; Donlon, M.; Treacy, J. An absolute- and relative-rate study of the gas-phase reaction of OH radicals and Cl atoms with *n*-alkyl nitrates. *Chem. Phys. Lett.* **1991**, *178*, 163-170.
- (6) Shallcross, D. E.; Biggs, P.; Canosa-Mas, C. E.; Clemitshaw, K. C.; Harrison, M. G.; Alañón, M. R. L.; Pyle, J. A.; Vipond, A.; Wayne, R. P. Rate constants for the reaction between OH and CH₃ONO₂ and C₂H₅ONO₂ over a range of pressure and temperature. *J. Chem. Soc. Faraday Trans.* **1997**, *93*, 2807-2811.

D39. OH + CH₃C(O)O₂NO₂ (PAN). This reaction has been studied by four groups Winer et al.,⁴ Wallington et al.,³ Tsalkani et al.,² and Talukdar et al.¹ Winer et al. obtained only an upper limit for the rate coefficient. Tsalkani et al. noted that their system was very ill-behaved and obtained a value of k(298 K) that is a factor of ~2 lower than that obtained by Wallington et al. The pulsed photolysis study of Wallington et al. yielded consistent results, but PAN was not directly measured and photodissociation of H₂O in the vacuum UV, where PAN absorbs strongly, was used as the OH source. The recent study of Talukdar et al.¹ yielded much lower rate coefficients. These investigators measured the PAN concentration directly in their system, minimized secondary reactions due to the photodissociation of PAN, and carried out extensive tests for

decomposition of PAN, impurities, and secondary reactions. The recommended upper limit is a factor of two higher than the highest value measured by Talukdar et al. at 298 K and at 272 K. The quoted upper limit is expected to be valid at all atmospheric temperatures. The products of the reaction are not known. Further measurements of the rate coefficients and information on the reaction pathways are needed.

(Table: 94-26, Note: 94-26, Evaluated 94-26) [Back to Table](#)

- (1) Talukdar, R. K.; Burkholder, J. B.; Schmoltner, A.-M.; Roberts, J. M.; Wilson, R. R.; Ravishankara, A. R. Investigation of the loss processes for peroxyacetyl nitrate in the atmosphere: UV photolysis and reaction with OH. *J. Geophys. Res.* **1995**, *100*, 14163-14173.
- (2) Tsalkani, N.; Mellouki, A.; Poulet, G.; Toupance, G.; Le Bras, G. Rate constant measurement for the reactions of OH and Cl with peroxyacetyl nitrate at 298 K. *J. Atmos. Chem.* **1988**, *7*, 409-419.
- (3) Wallington, T. J.; Atkinson, R.; Winer, A. M. Rate constants for the gas phase reaction of OH radicals with peroxyacetyl nitrate (PAN) at 273 and 297 K. *Geophys. Res. Lett.* **1984**, *1*, 861-864.
- (4) Winer, A. M.; Lloyd, A. C.; Darnall, K. R.; Atkinson, R.; Pitts, J. N., Jr. Rate constants for the reaction of OH radicals with *n*-propyl acetate, *sec*-butyl acetate, tetrahydrofuran and peroxyacetyl nitrate. *Chem. Phys. Lett.* **1977**, *51*, 221-226.

D40. OH + C₂H₅ONO₂. The rate constant for this reaction at 298 K has been measured by Kerr and Stocker,² Nielsen et al.,³ Talukdar et al.,⁵ Kakesu et al.,¹ and Shallcross et al.⁴ As in the case of the reaction of OH with CH₃ONO₂, the results of Kerr and Stocker and of Nielsen et al. are larger (by a factor of 3) than those of the more recent studies. The reasons for the differences are not clear. Because of the exhaustive tests carried out (see the note for the OH + CH₃ONO₂ reaction), the values of Talukdar et al., Kakesu et al., and Shallcross et al. are recommended. Nielsen et al., Talukdar et al., and Shallcross et al. have measured the rate constant as a function of temperature. As with the OH + CH₃ONO₂ reaction, Nielsen et al. report a negative activation energy while Talukdar et al. and Shallcross et al. have observed a small positive activation energy. Talukdar et al. note that the rate coefficient for this reaction does not strictly follow Arrhenius behavior, consistent with the abstraction of both the primary and the secondary H atoms. Above 298 K, E/R values measured by Shallcross et al. and Talukdar et al. are in excellent agreement. Only Talukdar et al. have kinetics data below 298 K and the recommended E/R value was obtained by fitting the rate coefficients measured by Talukdar et al. at or below 298 K. The large uncertainty encompasses the results of Kerr and Stocker and Nielsen et al. (Table: 06-2, Note: 06-2, Evaluated 06-2) [Back to Table](#)

- (1) Kakesu, M.; Bandow, H.; Takenaka, N.; Maeda, Y.; Washida, N. Kinetic measurements of methyl and ethyl nitrate reactions with OH radicals. *Int. J. Chem. Kinet.* **1997**, *29*, 933-941.
- (2) Kerr, J. A.; Stocker, D. W. Kinetics of the reactions of hydroxyl radicals with alkyl nitrates and with some oxygen-containing organic compounds studied under simulated atmospheric conditions. *J. Atmos. Chem.* **1986**, *4*, 253-262.
- (3) Nielsen, O. J.; Sidebottom, H. W.; Donlon, M.; Treacy, J. An absolute- and relative-rate study of the gas-phase reaction of OH radicals and Cl atoms with *n*-alkyl nitrates. *Chem. Phys. Lett.* **1991**, *178*, 163-170.
- (4) Shallcross, D. E.; Biggs, P.; Canosa-Mas, C. E.; Clemitshaw, K. C.; Harrison, M. G.; Alañón, M. R. L.; Pyle, J. A.; Vipond, A.; Wayne, R. P. Rate constants for the reaction between OH and CH₃ONO₂ and C₂H₅ONO₂ over a range of pressure and temperature. *J. Chem. Soc. Faraday Trans.* **1997**, *93*, 2807-2811.
- (5) Talukdar, R. K.; Herndon, S. C.; Burkholder, J. B.; Roberts, J. M.; Ravishankara, A. R. Atmospheric fate of several alkyl nitrates Part 1 Rate coefficients of the reactions alkyl nitrates with isotopically labelled hydroxyl radicals. *J. Chem. Soc. Faraday Trans.* **1997**, *93*, 2787-2796.

D41. OH + 1-C₃H₇ONO₂. The reaction has been studied by Kerr and Stocker² and Atkinson and Aschmann¹ at room temperature and by Nielsen et al.³ between 298 and 368 K. The results of the three studies are in good agreement at room temperature. Nielsen et al. find that the reaction is temperature independent within the measurement uncertainty over the range studied. However as discussed above, the Nielsen et al. results for the analogous reactions of OH with CH₃ONO₂ and C₂H₅ONO₂, yield negative activation energies that disagree with the positive activation energies obtained by others. Judging from the E/R's for the analogous reactions, one might expect the E/R for this reaction to be on the order of 300 K. Accordingly, we place a large uncertainty on the recommended temperature dependence. A thorough investigation of the temperature dependence of this reaction is needed.

(Table: 02-25, Note: 02-25, Evaluated 02-25) [Back to Table](#)

- (1) Atkinson, R.; Aschmann, S. M. Rate constants for the reactions of the OH radical with the propyl and butyl nitrates and 1-nitrobutane at 298 ± 2 K. *Int. J. Chem. Kinet.* **1989**, *21*, 1123-1129.

- (2) Kerr, J. A.; Stocker, D. W. Kinetics of the reactions of hydroxyl radicals with alkyl nitrates and with some oxygen-containing organic compounds studied under simulated atmospheric conditions. *J. Atmos. Chem.* **1986**, *4*, 253-262.
- (3) Nielsen, O. J.; Sidebottom, H. W.; Donlon, M.; Treacy, J. An absolute- and relative-rate study of the gas-phase reaction of OH radicals and Cl atoms with *n*-alkyl nitrates. *Chem. Phys. Lett.* **1991**, *178*, 163-170.

D42. OH + 2-C₃H₇ONO₂. The reaction has been studied by Atkinson and Aschmann,¹ Atkinson et al.,² and Becker and Wirtz³ at room temperature and by Talukdar et al.⁴ over the range 233 and 395 K. The results of Atkinson and Aschmann supersede those of Atkinson et al. There is fair agreement between the results of the three studies at room temperature, with roughly a factor of two spread in the values. The recommendation is based on an average of the room temperature values and the E/R measured by Talukdar et al.
(Table: 02-25, Note: 02-25, Evaluated 02-25) [Back to Table](#)

- (1) Atkinson, R.; Aschmann, S. M. Rate constants for the reactions of the OH radical with the propyl and butyl nitrates and 1-nitobutane at 298 ± 2 K. *Int. J. Chem. Kinet.* **1989**, *21*, 1123-1129.
- (2) Atkinson, R.; Aschmann, S. M.; Carter, W. P. L.; Winer, A. M. Kinetics of the gas-phase reactions of OH radicals with alkyl nitrates at 299 ± 2 K. *Int. J. Chem. Kinet.* **1982**, *14*, 919-926.
- (3) Becker, K. H.; Wirtz, K. Gas phase reactions of alkyl nitrates with hydroxyl radicals under tropospheric conditions in comparison with photolysis. *J. Atmos. Chem.* **1989**, *9*, 419-433.
- (4) Talukdar, R. K.; Herndon, S. C.; Burkholder, J. B.; Roberts, J. M.; Ravishankara, A. R. Atmospheric fate of several alkyl nitrates Part 1 Rate coefficients of the reactions alkyl nitrates with isotopically labelled hydroxyl radicals. *J. Chem. Soc. Faraday Trans.* **1997**, *93*, 2787-2796.

D43. HO₂ + CH₂O. There is sufficient evidence to suggest that HO₂ adds to CH₂O (Su et al.,^{2,3} Veyret et al.,⁵ Zabel et al.,⁶ Barnes et al.,¹ and Veyret et al.⁴). The recommended *k*(298 K) is the average of values obtained by Su et al.,² Veyret et al.,⁵ and Veyret et al.⁴ The temperature dependence observed by Veyret et al.⁴ is recommended. The value reported by Barnes et al. at 273 K is consistent with this recommendation. The adduct HO₂•CH₂O seems to isomerize to HOCH₂OO reasonably rapidly and reversibly. There significant discrepancies between measured values of the equilibrium constants for this reaction.
(Table: 90-1, Note: 90-1, Evaluated 90-1) [Back to Table](#)

- (1) Barnes, I.; Becker, K. H.; Fink, E. H.; Reimer, A.; Zabel, F.; Niki, H. FTIR spectroscopic study of the gas-phase reaction of HO₂ with H₂CO. *Chem. Phys. Lett.* **1985**, *115*, 1-8.
- (2) Su, F.; Calvert, J. G.; Shaw, J. H. Mechanism of the photooxidation of gaseous formaldehyde. *J. Phys. Chem.* **1979**, *83*, 3185-3191, doi:10.1021/j100488a001.
- (3) Su, F.; Calvert, J. G.; Shaw, J. H.; Niki, H.; Maker, P. D.; Savage, C. M.; Breitenbach, L. D. Spectroscopic and kinetic studies of a new metastable species in the photooxidation of gaseous formaldehyde. *Chem. Phys. Lett.* **1979**, *65*, 221-225.
- (4) Veyret, B.; Lesclaux, R.; Rayez, M.-T.; Rayez, J.-C.; Cox, R. A.; Moortgat, G. K. Kinetics and mechanism of the photooxidation of formaldehyde. 1. Flash photolysis study. *J. Phys. Chem.* **1989**, *93*, 2368-2374, doi:10.1021/j100343a033.
- (5) Veyret, B.; Rayez, J. C.; Lesclaux, R. Mechanism of the photooxidation of formaldehyde studied by flash photolysis of CH₂O-O₂-NO mixtures. *J. Phys. Chem.* **1982**, *86*, 3424-3430, doi:10.1021/j100214a032.
- (6) Zabel, F.; Sahetchian, K. A.; Chachaty, C. ESR spectra of free radicals formed during the gas-phase photo-oxidation of formaldehyde: Thermal stability of the HOCH₂OO radical. *Chem. Phys. Lett.* **1987**, *134*, 433-437.

D44. HO₂ + CH₃O₂. This recommendation is taken from the evaluated review of Tyndall et al.⁴ The kinetics of this reaction have been studied by using UV absorption following pulsed photolytic production of the radicals. These authors first analyzed the available data for the products of the reaction and concluded that the major products are CH₃OOH and O₂. They used this product yield information with their evaluated UV absorption cross sections for HO₂ and CH₃O₂ to reanalyze the UV absorption profiles measured in kinetics experiments by Dagaut et al.¹ and by Lightfoot et al.,³ the two groups that carried out the most extensive studies. They found that rate coefficients reported by these two groups need to be increased by ~20%. The recommended value is based on the average of the corrected data from these two groups. The temperature dependence was evaluated by Tyndall et al. by assuming that the absorption cross sections of CH₃O₂ and HO₂ are independent of temperature at the wavelengths used for the kinetics studies. The products of this reaction are shown as CH₃OOH + O₂ in the table. However, Elrod et al.² have determined that the reaction also yields

CH₂O + H₂O + O₂ with yields that range from 0.1 at 298 K to 0.3 at 220 K. In anticipation of further work, the recommended product yield for the CH₂O channel is zero.

(Table: 02-25, Note: 06-2, Evaluated 06-2) [Back to Table](#)

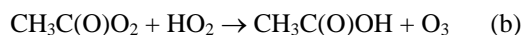
- (1) Dagaut, P.; Wallington, T. J.; Kurylo, M. J. Temperature dependence of the rate constant for the HO₂ + CH₃O₂ gas-phase reaction. *J. Phys. Chem.* **1988**, *92*, 3833-3836, doi:10.1021/j100324a030.
- (2) Elrod, M. J.; Ranschaert, D. L.; Schneider, N. J. Direct kinetics study of the temperature dependence of the CH₂O branching channel for the CH₃O₂ + HO₂ Reaction. *Int. J. Chem. Kinet.* **2001**, *33*, 363-376.
- (3) Lightfoot, P. D.; Veyret, B.; Lesclaux, R. Flash photolysis study of the CH₃O₂ + HO₂ reaction between 248 and 573 K. *J. Phys. Chem.* **1990**, *94*, 708-714.
- (4) Tyndall, G. S.; Cox, R. A.; Granier, C.; Lesclaux, R.; Moortgat, G. K.; Pilling, M. J.; Ravishankara, A. R.; Wallington, T. J. Atmospheric chemistry of small organic peroxy radicals. *J. Geophys. Res.* **2001**, *106*, 12157-12182.

D45. HO₂ + C₂H₅O₂. The recommended value is the weighted average of those measured by Cattell et al.,¹ Dagaut et al.,² Fenter et al.,³ and Maricq and Szente.⁴ In all experiments the rate coefficient was obtained by modeling the reaction system. Also, the calculated rate coefficients depended on the UV absorption cross sections of both C₂H₅O₂ and HO₂. The absorption cross section of C₂H₅O₂ is not well-defined. The value reported by Dagaut et al. would be ~30% higher if the cross sections used by Maricq and Szente were used. The recommended E/R is derived from the measurements of Dagaut et al., Fenter et al., and Maricq and Szente. Wallington and Japar⁵ have shown that C₂H₅O₂H and O₂ are the only products of this reaction.

(Table: 94-26, Note: 94-26, Evaluated 94-26) [Back to Table](#)

- (1) Cattell, F. C.; Cavanagh, J.; Cox, R. A.; Jenkin, M. E. A kinetics study of reactions of HO₂ and C₂H₅O₂ using diode laser absorption spectroscopy. *J. Chem. Soc. Faraday Trans. 2* **1986**, *82*, 1999-2018.
- (2) Dagaut, P.; Wallington, T. J.; Kurylo, M. J. Flash photolysis kinetic absorption spectroscopy study of the gas-phase reaction HO₂ + C₂H₅O₂ over the temperature range 228-380 K. *J. Phys. Chem.* **1988**, *92*, 3836-3839, doi:10.1021/j100324a031.
- (3) Fenter, F. F.; Catoire, V.; Lesclaux, R.; Lightfoot, P. D. The ethylperoxy radical: Its ultraviolet spectrum, self-reaction, and reaction with HO₂, each studied as a function of temperature. *J. Phys. Chem.* **1993**, *97*, 3530-3538.
- (4) Maricq, M. M.; Szente, J. J. A kinetic study of the reaction between ethylperoxy radicals and HO₂. *J. Phys. Chem.* **1994**, *98*, 2078-2082, doi:10.1021/j100059a016.
- (5) Wallington, T. J.; Japar, S. M. FTIR product study of the reaction of C₂H₅O₂ + HO₂ in air at 295 K. *Chem. Phys. Lett.* **1990**, *166*, 495-499.

D46. HO₂ + CH₃C(O)O₂. This recommendation is taken from the evaluated review of Tyndall et al.⁵ This reaction has two sets of products:



The majority of the reaction proceeds via channel (a), but there is clear evidence for channel (b). Tyndall et al. reevaluated the available data on end products of this reaction, particularly those of Crawford et al.,¹ Moortgat et al.,³ and Horie and Moortgat,² and concluded that channel (a) contributes ~80% while channel (b) contributes ~20% at 298 K. They also concluded that $k_a/k_b = 37 \times \exp(-660/T)$ with a large uncertainty in this value. They derived the overall rate coefficient for this reaction, which has been measured only by following the radical concentrations via UV absorption. They based their recommendation mostly on the results of Moortgat et al.³ and Tomas et al.⁴

(Table: 02-25, Note: 02-25, Evaluated 02-25) [Back to Table](#)

- (1) Crawford, M. A.; Wallington, T. J.; Szente, J. J.; Maricq, M. M.; Francisco, J. S. Kinetics and mechanism of the acetylperoxy + HO₂ reaction. *J. Phys. Chem. A* **1999**, *103*, 365-378.
- (2) Horie, O.; Moortgat, G. K. Reactions of CH₃C(O)O₂ radicals with CH₃O₂ and HO₂ between 263 and 333 K. A product study. *J. Chem. Soc. Faraday Trans.* **1992**, *88*, 3305-3312.
- (3) Moortgat, G.; Veyret, B.; Lesclaux, R. Absorption spectrum and kinetics of reactions of the acetylperoxy radical. *J. Phys. Chem.* **1989**, *93*, 2362-2368, doi:10.1021/j100343a032.
- (4) Tomas, A. E.; Villenave, E.; Lesclaux, R. Reactions of the HO₂ radical with CH₃CHO and CH₃C(O)O₂ in the gas phase. *J. Phys. Chem. A* **2001**, *105*, 3505-3514, doi:10.1021/jp003762p.
- (5) Tyndall, G. S.; Cox, R. A.; Granier, C.; Lesclaux, R.; Moortgat, G. K.; Pilling, M. J.; Ravishankara, A. R.; Wallington, T. J. Atmospheric chemistry of small organic peroxy radicals. *J. Geophys. Res.* **2001**, *106*, 12157-12182.

D47. HO₂ + CH₃C(O)CH₂O₂. This recommendation is from Tyndall et al.² This reaction has been studied by only Bridier et al.¹ and Tyndall et al. based their recommendation on this one study.
(Table: 02-25, Note: 02-25, Evaluated 02-25) [Back to Table](#)

- (1) Bridier, I.; Veyret, B.; Lesclaux, R.; Jenkin, M. E. Flash photolysis study of the UV spectrum and kinetics of reactions of the acetylperoxy radical. *J. Chem. Soc. Faraday Trans.* **1993**, *89*, 2993-2997.
- (2) Tyndall, G. S.; Cox, R. A.; Granier, C.; Lesclaux, R.; Moortgat, G. K.; Pilling, M. J.; Ravishankara, A. R.; Wallington, T. J. Atmospheric chemistry of small organic peroxy radicals. *J. Geophys. Res.* **2001**, *106*, 12157-12182.

D48. NO₃ + CH₂=C(CH₃)CHO (methacrolein). The recommendation is the average of the results of relative rate studies by Chew et al.² and Canosa-Mas et al.¹ The Chew et al. study supersedes an earlier study by the same group.³ Chew et al. report two rate constants obtained using propene and 1-butene as reference compounds while Canosa-Mas et al. report a single rate constant obtained using propene as the reference. Two flow tube studies^{1,4} report faster rate constants, presumably due to the presence of reactive impurities in methacrolein samples. Reaction can proceed via addition to the double bond or via abstraction of the aldehydic hydrogen atom. In 760 Torr O₂, Canosa-Mas et al. observe production of both methyl glyoxal (CH₃C(O)CHO), likely formed via reactions involving a primary addition product, and MPAN (CH₂=C(CH₃)C(O)OONO₂), likely formed via reactions involving the H-abstraction product. Product yields have not been reported.
(New Entry) [Back to Table](#)

- (1) Canosa-Mas, C. E.; Carr, S.; King, M. D.; Shallcross, D. E.; Thompson, K. C.; Wayne, R. P. A kinetic study of the reactions of NO₃ with methyl vinyl ketone, methacrolein, acrolein, methyl acrylate and methyl methacrylate. *Phys. Chem. Chem. Phys.* **1999**, *1*, 4195-4202, doi:10.1039/a904613e.
- (2) Chew, A. A.; Atkinson, R.; Aschmann, S. M. Kinetics of the gas-phase reactions of NO₃ radicals with a series of alcohols, glycol ethers, ethers and chloroalkanes. *J. Chem. Soc. Faraday Trans.* **1998**, *94*, 1083-1089, doi:10.1039/a708183i.
- (3) Kwok, E. S. C.; Aschmann, S. M.; Arey, J.; Atkinson, R. Product formation from the reaction of the NO₃ radical with isoprene and rate constants for the reactions of methacrolein and methyl vinyl ketone with the NO₃ radical. *Int. J. Chem. Kinet.* **1996**, *28*, 925-934.
- (4) Rudich, Y.; Talukdar, R. K.; Fox, R. W.; Ravishankara, A. R. Rate coefficients for reactions of NO₃ with a few olefins and oxygenated olefins. *J. Phys. Chem.* **1996**, *100*, 5374-5381, doi:10.1021/jp953079g.

D49. NO₃ + CH₃C(O)CH=CH₂ (MVK). In a low pressure flow tube study where NO₃ was produced by thermal decomposition of N₂O₅ and detected by long path diode laser absorption at 662 nm, Rudich et al.³ measured a rate constant of $(1.0 \pm 0.2) \times 10^{-16} \text{ cm}^3 \text{ molecule}^{-1} \text{ s}^{-1}$; acknowledging that "our experiment is not suited to accurately measuring such low rate coefficients," Rudich et al. chose to report their result as an upper limit, i.e., $k < 1.2 \times 10^{-16} \text{ cm}^3 \text{ molecule}^{-1} \text{ s}^{-1}$. In units of $10^{-16} \text{ cm}^3 \text{ molecule}^{-1} \text{ s}^{-1}$, Canosa-Mas et al.¹ report $k = 3.2 \pm 0.6$ based on a low pressure flow tube study where NO₃ was produced via the F + HNO₃ reaction and detected by laser induced fluorescence; these authors also obtained a rate constant of 5.3 ± 1.9 (corrected using updated information for the NO₃ + C₂H₄ reference reaction) from a relative rate study in 760 Torr N₂. Kwok et al. report $k < 6 \times 10^{-16} \text{ cm}^3 \text{ molecule}^{-1} \text{ s}^{-1}$ based on a relative rate study in 740 Torr air using NO₃ + C₃H₆ as the reference reaction.² The recommendation, $k < 4 \times 10^{-16} \text{ cm}^3 \text{ molecule}^{-1} \text{ s}^{-1}$, is consistent with the results reported in both absolute rate constant determinations. The initial step in the reaction of NO₃ with MVK is addition of NO₃ to the double bond. In 760 Torr O₂ bath gas, Canosa-Mas et al. observe methyl glyoxal (CH₃C(O)CHO) as a reaction product; they propose a pathway where NO₃ adds to the terminal carbon followed by formation of a peroxy radical that reacts with a second NO₃ to form (via multiple steps) CH₃C(O)CHO + HCHO + 2NO₂ + O₂.
(New Entry) [Back to Table](#)

- (1) Canosa-Mas, C. E.; Carr, S.; King, M. D.; Shallcross, D. E.; Thompson, K. C.; Wayne, R. P. A kinetic study of the reactions of NO₃ with methyl vinyl ketone, methacrolein, acrolein, methyl acrylate and methyl methacrylate. *Phys. Chem. Chem. Phys.* **1999**, *1*, 4195-4202, doi:10.1039/a904613e.
- (2) Kwok, E. S. C.; Aschmann, S. M.; Arey, J.; Atkinson, R. Product formation from the reaction of the NO₃ radical with isoprene and rate constants for the reactions of methacrolein and methyl vinyl ketone with the NO₃ radical. *Int. J. Chem. Kinet.* **1996**, *28*, 925-934.
- (3) Rudich, Y.; Talukdar, R. K.; Fox, R. W.; Ravishankara, A. R. Rate coefficients for reactions of NO₃ with a few olefins and oxygenated olefins. *J. Phys. Chem.* **1996**, *100*, 5374-5381, doi:10.1021/jp953079g.

D50. NO₃ + CH₂=C(CH₃)CH=CH₂. The recommended E/R is obtained from an unweighted fit of the single temperature-dependent data set of Dlugokencky and Howard⁶ to $\ln k = \ln A - E/RT$ (E/R = 446 K, 251-381 K). The recommended 298 K rate constant is an unweighted average of ambient temperature results reported by Atkinson et al.,^{1,2} Dlugokencky and Howard⁶ (rate constant obtained from the best fit Arrhenius expression), Barnes et al.,³ Wille et al.,¹⁰ Ellermann et al.,⁷ Berndt and Bøge,⁵ Suh et al.,⁹ and Stabel et al.⁸ Ambient temperature results obtained at temperatures other than 298 K were adjusted using the recommended E/R. The 298 K rate constant reported by Benter and Schindler⁴ is not considered because (a) it is faster than all others in the literature and (b) it is superseded by a later study from the same group.¹⁰

(Table 15-10, Note: 15-10, Evaluated: 15-10) [Back to Table](#)

- (1) Atkinson, R.; Aschmann, S. M.; Pitts, J. N., Jr. Rate constants for the gas-phase reactions of the NO₃ radical with a series of organic compounds at 296 ± 2 K. *J. Phys. Chem.* **1988**, *92*, 3454-3457.
- (2) Atkinson, R.; Aschmann, S. M.; Winer, A. M.; Pitts, J. N., Jr. Kinetics of the gas-phase reactions of NO₃ radicals with a series of dialkenes, cycloalkenes, and monoterpenes at 295 ± 1 K. *Environ. Sci. Technol.* **1984**, *18*, 370-375.
- (3) Barnes, I.; Bastian, V.; Becker, K. H.; Tong, Z. Kinetics and products of the reactions of NO₃ with monoalkenes, dialkenes, and monoterpenes. *J. Phys. Chem.* **1990**, *94*, 2413-2419.
- (4) Benter, T.; Schindler, R. N. Absolute rate coefficients for the reaction of NO₃ radicals with simple dienes. *Chem. Phys. Lett.* **1988**, *145*, 67-70.
- (5) Berndt, T.; Bøge, O. Gas-phase reaction of NO₃ radicals with isoprene: A kinetic and mechanistic study. *Int. J. Chem. Kinet.* **1997**, *29*, 755-765.
- (6) Dlugokencky, E. J.; Howard, C. J. Studies of NO₃ radical reactions with some atmospheric organic compounds at low pressures. *J. Phys. Chem.* **1989**, *93*, 1091-1096.
- (7) Ellermann, T.; Nielsen, O. J.; Skov, H. Absolute rate constants for the reaction of NO₃ radicals with a series of dienes at 295 K. *Chem. Phys. Lett.* **1992**, *200*, 224-229.
- (8) Stabel, J. R.; Johnson, M. S.; Langer, S. Rate coefficients for the gas-phase reaction of isoprene with NO₃ and NO₂. *Int. J. Chem. Kinet.* **2005**, *37*, 57-65, doi:10.1002/kin.20050.
- (9) Suh, I.; Lei, W.; Zhang, R. Experimental and theoretical studies of isoprene reaction with NO₃. *J. Phys. Chem. A* **2001**, *105*, 6471-6478, doi:10.1021/jp0105950.
- (10) Wille, U.; Becker, E.; Schindler, R. N.; Lancar, I. T.; Poulet, G.; Le Bras, G. A discharge flow mass-spectrometric study of the reaction between the NO₃ radical and isoprene. *J. Atmos. Chem.* **1991**, *13*, 183-193.

D51. NO₃ + CO. The upper limit is based on the results of Hjorth et al.,² who monitored isotopically labeled CO loss in the presence of NO₃ by FTIR. Burrows et al.¹ obtained an upper limit of 4×10^{-16} cm³ molecule⁻¹ s⁻¹, which is consistent with the Hjorth et al. study. Products are expected to be NO₂ + CO₂, if the reaction occurs.

(Table: 87-41, Note: 92-20, Evaluated 92-20) [Back to Table](#)

- (1) Burrows, J. P.; Tyndall, G. S.; Moortgat, G. K. Absorption spectrum of NO₃ and kinetics of the reactions of NO₃ with NO₂, Cl, and several stable atmospheric species at 298 K. *J. Phys. Chem.* **1985**, *89*, 4848-4856.
- (2) Hjorth, J.; Ottobriani, G.; Restelli, G. Reaction of the NO₃ radical with CO: Determination of an upper limit for the rate constant using FTIR spectroscopy. *Int. J. Chem. Kinet.* **1986**, *18*, 819-827.

D52. NO₃ + CH₂O. There are three measurements of this rate coefficient at 298 K: Atkinson et al.,¹ Cantrell et al.,² and Hjorth et al.³ The value reported by Atkinson et al.,¹ $k = (3.23 \pm 0.26) \times 10^{-16}$ cm³ molecule⁻¹ s⁻¹, is corrected to 5.8×10^{-16} cm³ molecule⁻¹ s⁻¹ to account for the different value of the equilibrium constant for the NO₃ + NO₂ ↔ N₂O₅ reaction that was measured subsequent to this study by the same group using the same apparatus. This correction is in accordance with their suggestion (Tuazon et al.⁴). The values reported by Cantrell et al. and Hjorth et al., $k = 6.3 \times 10^{-16}$ cm³ molecule⁻¹ s⁻¹ and $(5.4 \pm 1.1) \times 10^{-16}$ cm³ molecule⁻¹ s⁻¹, respectively, are in good agreement with the corrected value of Atkinson et al. The recommended value is the average of these three studies. Cantrell et al. have good evidence to suggest that HNO₃ and CHO are the products of this reaction. The temperature dependence of this rate coefficient is unknown, but comparison with the analogous NO₃ + CH₃CHO reaction suggests a large E/R.

(Table: 90-1, Note: 90-1, Evaluated 90-1) [Back to Table](#)

- (1) Atkinson, R.; Plum, C. N.; Carter, W. P. L.; Winer, A. M.; Pitts, J. N., Jr. Rate constants for the gas-phase reactions of nitrate radicals with a series of organics in air at 298 ± 1 K. *J. Phys. Chem.* **1984**, *88*, 1210-1215.
- (2) Cantrell, C. A.; Stockwell, W. R.; Anderson, L. G.; Busarow, K. L.; Perner, D.; Schmeltekopf, A.; Calvert, J. G.; Johnston, H. S. Kinetic study of the $\text{NO}_3\text{-CH}_2\text{O}$ reaction and its possible role in nighttime tropospheric chemistry. *J. Phys. Chem.* **1985**, *89*, 139-146, doi:10.1021/j100247a031.
- (3) Hjorth, J.; Ottobriani, G.; Restelli, G. Reaction between NO_3 and CH_2O in air: A determination of the rate constant at 295 ± 2 K. *J. Phys. Chem.* **1988**, *92*, 2669-2672, doi:10.1021/j100320a053.
- (4) Tuazon, E. C.; Sanhueza, E.; Atkinson, R.; Carter, W. P. L.; Winer, A. M.; Pitts, J. N., Jr. Direct determination of the equilibrium constant at 298 K for the $\text{NO}_2 + \text{NO}_3 \leftrightarrow \text{N}_2\text{O}_5$ reactions. *J. Phys. Chem.* **1984**, *88*, 3095-3098, doi:10.1021/j150658a033.

D53. $\text{NO}_3 + \text{CH}_3\text{CHO}$. There are four measurements of this rate constant: Morris and Niki,⁴ Atkinson et al.,¹ Cantrell et al.,² and Dlugokencky and Howard.³ The value reported by Atkinson et al., $k = (1.34 \pm 0.28) \times 10^{-15} \text{ cm}^3 \text{ molecule}^{-1} \text{ s}^{-1}$, is corrected to $2.4 \times 10^{-15} \text{ cm}^3 \text{ molecule}^{-1} \text{ s}^{-1}$ as discussed for the $\text{NO}_3 + \text{H}_2\text{CO}$ reaction above and as suggested by Tuazon et al.⁵ The recommended value is the average of the values obtained by Atkinson et al., Cantrell et al., and Dlugokencky and Howard. The results of Morris and Niki agree with the recommended value when their original data are re-analyzed using a more recent value for the equilibrium constant for the reaction $\text{NO}_2 + \text{NO}_3 \leftrightarrow \text{N}_2\text{O}_5$ as shown by Dlugokencky and Howard. Dlugokencky and Howard have studied the temperature dependence of this reaction. Their measured value of E/R is recommended. The A-factor has been calculated to agree with the $k(298 \text{ K})$ recommended here. Morris and Niki, and Cantrell et al. observed the formation of HNO_3 and PAN in their studies, which strongly suggests that HNO_3 and CH_3CO are the products of this reaction.
(Table: 87-41, Note: 87-41, Evaluated 87-41) [Back to Table](#)

- (1) Atkinson, R.; Plum, C. N.; Carter, W. P. L.; Winer, A. M.; Pitts, J. N., Jr. Rate constants for the gas-phase reactions of nitrate radicals with a series of organics in air at 298 ± 1 K. *J. Phys. Chem.* **1984**, *88*, 1210-1215.
- (2) Cantrell, C. A.; Davidson, J. A.; Busarow, K. L.; Calvert, J. G. The $\text{CH}_3\text{CHO-NO}_3$ reaction and possible nighttime PAN generation. *J. Geophys. Res.* **1986**, *91*, 5347-5353.
- (3) Dlugokencky, E. J.; Howard, C. J. Studies of NO_3 radical reactions with some atmospheric organic compounds at low pressures. *J. Phys. Chem.* **1989**, *93*, 1091-1096.
- (4) Morris, E. D.; Niki, H. Reaction of the nitrate radical with acetaldehyde and propylene. *J. Phys. Chem.* **1974**, *78*, 1337-1338.
- (5) Tuazon, E. C.; Sanhueza, E.; Atkinson, R.; Carter, W. P. L.; Winer, A. M.; Pitts, J. N., Jr. Direct determination of the equilibrium constant at 298 K for the $\text{NO}_2 + \text{NO}_3 \leftrightarrow \text{N}_2\text{O}_5$ reactions. *J. Phys. Chem.* **1984**, *88*, 3095-3098, doi:10.1021/j150658a033.

D54. $\text{CH}_3 + \text{O}_2$. This bimolecular reaction is not expected to be important, based on the results of Baldwin and Golden,¹ who found $k < 5 \times 10^{-17} \text{ cm}^3 \text{ molecule}^{-1} \text{ s}^{-1}$ for temperatures up to 1200 K. Klais et al.³ failed to detect OH (via $\text{CH}_3 + \text{O}_2 \rightarrow \text{CH}_2\text{O} + \text{OH}$) at 368 K and placed an upper limit of $3 \times 10^{-16} \text{ cm}^3 \text{ molecule}^{-1} \text{ s}^{-1}$ for this rate coefficient. Bhaskaran et al.² measured $k = 1 \times 10^{-11} \exp(-12,900/T) \text{ cm}^3 \text{ molecule}^{-1} \text{ s}^{-1}$ for $1800 < T < 2200$ K. The latter two studies thus support the results of Baldwin and Golden. Studies by Selzer and Bayes⁵ and Plumb and Ryan⁴ confirm the low value for this rate coefficient. Previous studies of Washida and Bayes⁶ are superseded by those of Selzer and Bayes. Plumb and Ryan have placed an upper limit of $3 \times 10^{-16} \text{ cm}^3 \text{ molecule}^{-1} \text{ s}^{-1}$ based on their inability to find HCHO in their experiments. A study by Zellner and Ewig⁷ suggests that this reaction is important at combustion temperature but is unimportant for the atmosphere.

(Table: 83-62, Note: 83-62, Evaluated 83-62) [Back to Table](#)

- (1) Baldwin, A. C.; Golden, D. M. Reactions of methyl radicals of importance in combustion systems. *Chem. Phys. Lett.* **1978**, *55*, 350-352.
- (2) Bhaskaran, K. A.; Frank, P.; Just, T. In *12th International Shock Tube Symposium* Jerusalem., 1979.
- (3) Klais, O.; Anderson, P. C.; Laufer, A. H.; Kurylo, M. J. An upper limit for the rate constant of the bimolecular reaction $\text{CH}_3 + \text{O}_2 \rightarrow \text{OH} + \text{H}_2\text{CO}$ at 368 K. *Chem. Phys. Lett.* **1979**, *66*, 598-601.
- (4) Plumb, I. C.; Ryan, K. R. Kinetics of the reactions of CH_3 with $\text{O}(^3\text{P})$ and O_2 at 295 K. *Int. J. Chem. Kinet.* **1982**, *14*, 861-874.
- (5) Selzer, E. A.; Bayes, K. D. Pressure dependence of the rate of reaction of methyl radicals with O_2 . *J. Phys. Chem.* **1983**, *87*, 392-394, doi:10.1021/j100226a007.

- (6) Washida, N.; Bayes, K. D. The reactions of methyl radicals with atomic and molecular oxygen. *Int. J. Chem. Kinet.* **1976**, *8*, 777-794.
- (7) Zellner, R.; Ewig, F. Computational study of the CH₃ + O₂ chain branching reaction. *J. Phys. Chem.* **1988**, *92*, 2971-2974.

D55. CH₃ + O₃. The recommended A-factor and E/R are those obtained from the results of Ogryzlo et al.⁴ The results of Simonaitis and Heicklen,⁶ based on an analysis of a complex system, are not used. Washida et al.⁷ used O + C₂H₄ as the source of CH₃. Studies on the O + C₂H₄ reaction (Schmoltner et al.,⁵ Kleinermanns and Luntz,³ Hunziker et al.,¹ and Inoue and Akimoto²) have shown this reaction to be a poor source of CH₃. Therefore, the results of Washida et al. are also not used.

(Table: 83-62, Note: 83-62, Evaluated 83-62) [Back to Table](#)

- (1) Hunziker, H. E.; Kneppe, H.; Wendt, H. R. Photochemical modulation spectroscopy of oxygen atom reactions with olefins. *J. Photochem.* **1981**, *17*, 377-387.
- (2) Inoue, G.; Akimoto, H. Laser-induced fluorescence of the C₂H₃O radical. *J. Chem. Phys.* **1981**, *74*, 425-433.
- (3) Kleinermanns, K.; Luntz, A. C. Laser-induced fluorescence of CH₂CHO produced in the crossed molecular beam reactions of O(³P) with olefins. *J. Phys. Chem.* **1981**, *85*, 1966-1968, doi:10.1021/j150614a003.
- (4) Ogryzlo, E. A.; Paltenghi, R.; Bayes, K. D. The rate of reaction of methyl radicals with ozone. *Int. J. Chem. Kinet.* **1981**, *13*, 667-675.
- (5) Schmoltner, A.-M.; Chu, P. M.; Brudzynski, R. J.; Lee, Y. T. Crossed molecular beam study of the reaction O(³P) + C₂H₄. *J. Chem. Phys.* **1989**, *91*, 6926-6936.
- (6) Simonaitis, R.; Heicklen, J. Reactions of CH₃, CH₃O, and CH₃O₂ radicals with O₃. *J. Phys. Chem.* **1975**, *79*, 298-302.
- (7) Washida, N.; Akimoto, H.; Okuda, M. Is O₂^{*}(a¹Δ_g) formed in the O + O₃, H + O₃, and NO + O₃ reactions? *Bull. Chem. Soc. Jpn.* **1980**, *53*, 3496-3503.

D56. HCO + O₂. The value of k(298 K) is the average of the determinations by Washida et al.,¹² Shibuya et al.,⁸ Veyret and Lesclaux,¹¹ Langford and Moore,³ Nesbitt et al.,⁵ Temps et al.,⁹ and Ninomiya et al.⁶ There are three measurements of k where HCO was monitored via the intracavity dye laser absorption technique (Reilly et al.,⁷ Nadtochenko et al.,⁴ and Gill et al.¹). Even though these studies agree with the recent measurements of Nesbitt et al., the only recent measurement to obtain a low value, they have not been included in deriving the recommended value of k(298 K). However, the uncertainty has been increased to overlap with those measurements. The main reason for not including them in the average is the possible depletion of O₂ in those static systems (as suggested by Veyret and Lesclaux). Also, these experiments were designed more for the study of photochemistry than kinetics. The temperature dependence of this rate coefficient has been measured by Veyret and Lesclaux, Timonen et al.,¹⁰ and Nesbitt et al. While Timonen et al. obtain a slightly positive activation energy, Veyret and Lesclaux, and Nesbitt et al. measure slightly negative activation energy. It is very likely that the Arrhenius expression is curved. We recommend an E/R value of zero, with an uncertainty of 100 K. Veyret and Lesclaux preferred a Tⁿ form (k = 5.5 × 10⁻¹¹ T^{-(0.4±0.3)} cm³ molecule⁻¹ s⁻¹). Hsu et al.² suggest that this reaction proceeds via addition at low temperature and abstraction at higher temperatures.

(Table: 02-25, Note: 02-25, Evaluated 02-25) [Back to Table](#)

- (1) Gill, R. J.; Johnson, W. D.; Atkinson, G. H. The formation and decay mechanisms of HCO in the photodissociation of gas phase acetaldehyde. *Chem. Phys.* **1981**, *58*, 29-44.
- (2) Hsu, C.-C.; Mebel, A. M.; Lin, M. C. *Ab initio* molecular orbital study of the HCO + O₂ reaction: Direct versus indirect abstraction channels. *J. Chem. Phys.* **1996**, *105*, 2346-2352.
- (3) Langford, A. O.; Moore, C. B. Collision complex formation in the reactions of formyl radicals with nitric oxide and oxygen. *J. Chem. Phys.* **1984**, *80*, 4211-4221.
- (4) Nadtochenko, V. A.; Sarkisov, O. M.; Vedenev, V. I. *Doklady Akademii Nauk SSSR* **1979**, *244*, 152.
- (5) Nesbitt, F. L.; Gleason, J. F.; Stief, L. J. Temperature dependence of the rate constant for the reaction HCO + O₂ → HO₂ + CO at T = 200-398 K. *J. Phys. Chem. A* **1999**, *103*, 3038-3043.
- (6) Ninomiya, Y.; Kawasaki, M.; Guschin, A.; Molina, L. T.; Molina, M. J.; Wallington, T. J. Atmospheric chemistry of n-C₃F₇OCH₃: Reaction with OH radicals and Cl atoms and atmospheric fate of n-C₃F₇OCH₂O(•) radicals. *Environ. Sci. Technol.* **2000**, *34*, 2973-2978, doi:10.1021/es991449z.
- (7) Reilly, J. P.; Clark, J. H.; Moore, C. B.; Pimentel, G. C. HCO production, vibrational relaxation, chemical kinetics, and spectroscopy following laser photolysis of formaldehyde. *J. Chem. Phys.* **1978**, *69*, 4381-4394.

- (8) Shibuya, K.; Ebatu, T.; Obi, K.; Tanaka, I. Rate constant measurements for the reactions of HCO with NO and O₂ in the gas phase. *J. Phys. Chem.* **1977**, *81*, 2292-2294.
- (9) Temps, F.; Wagner, H. G. Rate constants for the reactions of OH radicals with CH₂O and HCO. *Ber. Bunsenges Phys. Chem.* **1984**, *88*, 415-418.
- (10) Timonen, R. S.; Ratajczak, E.; Gutman, D. Kinetics of the reactions of the formyl radical with oxygen, nitrogen dioxide, chlorine, and bromine. *J. Phys. Chem.* **1988**, *92*, 651-655, doi:10.1021/j100314a017.
- (11) Veyret, B.; Lesclaux, R. Absolute rate constants for the reactions of HCO with O₂ and NO from 298 to 503 K. *J. Phys. Chem.* **1981**, *85*, 1918-1922, doi:10.1021/j150613a028.
- (12) Washida, N.; Martinez, R. I.; Bayes, K. D. The oxidation of formyl radicals. *Z. Naturforsch.* **1974**, *29A*, 251-255.

D57. CH₂OH + O₂. The rate coefficient was first measured directly by Radford⁷ by detecting the HO₂ product in a laser magnetic resonance spectrometer. The wall loss of CH₂OH could have introduced a large error in this measurement. Radford also showed that the previous measurement of Avramenko and Kolesnikova¹ was in error. Wang et al.⁸ measured a value of 1.4×10^{-12} cm³ molecule⁻¹ s⁻¹ by detecting the HO₂ product. Recently, Dobe et al.,² Grotheer et al.,³ Payne et al.,⁶ Grotheer et al.,⁴ and Nesbitt et al.⁵ have measured k(298 K) to be close to 1.0×10^{-11} cm³ molecule⁻¹ s⁻¹ under conditions where wall losses are small. This reaction appears to exhibit a very complex temperature dependence. Based on the recent data of Grotheer et al.⁴ and Nesbitt et al.,⁵ k appears to increase from 200 K to approximately 250 K in an Arrhenius fashion, levels off at approximately 300 K, decreases from 300 to 500 K, and finally increases as temperature is increased. This complex temperature dependence is believed to be due to the formation of a CH₂(OH)•O₂ adduct which can isomerize to CH₂O•HO₂ or decompose to reactants. The CH₂O•HO₂ isomer can also decompose to CH₂O and HO₂ or reform the original adduct. At temperatures less than 250 K, the data of Nesbitt et al. suggests an E/R value of ~1700 K. For atmospheric purposes, the value E/R = 0 is appropriate.

(Table: 90-1, Note: 90-1, Evaluated 90-1) [Back to Table](#)

- (1) Avramenko, L. I.; Kolesnikova, R. V. A photochemical study of the mechanism of the reaction between oxygen atoms and acetaldehyde. *Bull. Acad. Sci. USSR, Div. Chem. Sci.* **1961**, 1141-1143.
- (2) Dóbbé, S.; Temps, F.; Böhlend, T.; Wagner, H. G. The reaction of CH₂OH radicals with O₂ studied by laser magnetic resonance technique. *Z. Naturforsch.* **1985**, *40a*, 1289-1298.
- (3) Grotheer, H.-H.; Riekert, G.; Meier, U.; Just, T. Kinetics of the reactions of CH₂OH radicals with O₂ and HO₂. *Ber. Bunsenges. Phys. Chem.* **1985**, *89*, 187-191.
- (4) Grotheer, H. H.; Riekert, G.; Walter, D.; Just, T. Non-Arrhenius behavior of the reaction of hydroxymethyl radicals with molecular oxygen. *J. Phys. Chem.* **1988**, *92*, 4028-4030, doi:10.1021/j100325a007.
- (5) Nesbitt, F. L.; Payne, W. A.; Stief, L. J. Temperature dependence for the absolute rate constant for the reaction CH₂OH + O₂ → HO₂ + H₂CO from 215 to 300 K. *J. Phys. Chem.* **1988**, *92*, 4030-4032, doi:10.1021/j100325a008.
- (6) Payne, W. A.; Brunning, J.; Mitchell, M. B.; Stief, L. J. Kinetics of the reactions of atomic chlorine with methanol and the hydroxymethyl radical with molecular oxygen at 298 K. *Int. J. Chem. Kinet.* **1988**, *20*, 63-74.
- (7) Radford, H. E. The fast reaction of CH₂OH with O₂. *Chem. Phys. Lett.* **1980**, *71*, 195-197.
- (8) Wang, W. C.; Suto, M.; Lee, L. C. CH₂OH + O₂ reaction rate constant measured by detecting HO₂ from photofragment emission. *J. Chem. Phys.* **1984**, *81*, 3122-3126.

D58. CH₃O + O₂. The recommended value for k(298 K) is the average of those reported by Lorenz et al.⁵ and Wantuck et al.⁸ The recommended E/R was obtained using the results of Gutman et al.⁴ (413 to 608 K), Lorenz et al.⁵ (298 to 450 K), and Wantuck et al.⁸ (298 to 498 K). These investigators have measured k directly under pseudo-first order conditions by following CH₃O via laser induced fluorescence. Wantuck et al. measured k up to 973 K and found the Arrhenius plot to be curved; only their lower temperature data are used in the fit to obtain E/R. The A factor has been adjusted to reproduce the recommended k(298 K). The previous high temperature measurements (Barker et al.¹ and Batt and Robinson²) are in reasonable agreement with the derived expression. This value is consistent with the 298 K results of Cox et al.,³ obtained from an end product analysis study, and with the upper limit measured by Sanders et al.⁷ The A-factor appears low for a hydrogen atom transfer reaction. The reaction may be more complicated than a simple abstraction. At 298 K, the products of this reaction are HO₂ and CH₂O, as shown by Niki et al.⁶

(Table: 87-41, Note: 87-41, Evaluated 87-41) [Back to Table](#)

- (1) Barker, J. R.; Benson, S. W.; Golden, D. M. The decomposition of dimethyl peroxide and the rate constant for CH₃O + O₂ → CH₂O + HO₂. *Int. J. Chem. Kinet.* **1977**, *9*, 31-53.

- (2) Batt, L.; Robinson, G. N. Reaction of methoxy radicals with oxygen. I. Using dimethyl peroxide as a thermal source of methoxy radicals. *Int. J. Chem. Kinet.* **1979**, *11*, 1045-1053.
- (3) Cox, R. A.; Derwent, R. G.; Kearsley, S. V.; Batt, L.; Patrick, K. G. Photolysis of methyl nitrite: Kinetics of the reaction of the methoxy radical with O₂. *J. Photochem.* **1980**, *13*, 149-163.
- (4) Gutman, D.; Sanders, N.; Butler, J. E. Kinetics of the reactions of methoxy and ethoxy radicals with oxygen. *J. Phys. Chem.* **1982**, *86*, 66-70, doi:10.1021/j100390a013.
- (5) Lorenz, K.; Rhäsa, D.; Zellner, R.; Fritz, B. Laser photolysis - LIF kinetic studies of the reactions of CH₃O and CH₂CHO with O₂ between 300 K and 500 K. *Ber. Bunsenges. Phys. Chem.* **1985**, *89*, 341-342.
- (6) Niki, H.; Maker, P. D.; Savage, C. M.; Breitenbach, L. P. Fourier transform infrared studies of the self-reaction of CH₃O₂ radicals. *J. Phys. Chem.* **1981**, *85*, 877-881, doi:10.1021/j150607a028.
- (7) Sanders, N.; Butler, J. E.; Pasternack, L. R.; McDonald, J. R. CH₃O (X²E) production from 266 nm photolysis of methyl nitrite and reaction with NO. *Chem. Phys.* **1980**, *48*, 203-208.
- (8) Wantuck, P. J.; Oldenberg, R. C.; Baughcum, S. L.; Winn, K. R. Removal rate constant measurements for CH₃O by O₂ over the 298-973 K range. *J. Phys. Chem.* **1987**, *91*, 4653-4655, doi:10.1021/j100302a004.

D59. CH₃O + NO. The reaction of CH₃O with NO proceeds mainly via addition to form CH₃ONO (Batt et al.,¹ Wiebe and Heicklen,⁴ Frost and Smith,² and Ohmori et al.³). However, a fraction of the energized CH₃ONO adducts decomposes to CH₂O + HNO, and appear to be a bimolecular channel. This reaction has been investigated by direct detection of CH₃O via laser-induced fluorescence (Zellner,⁵ Frost and Smith,² Ohmori et al.³). End-product studies (Batt et al.,¹ Wiebe and Heicklen⁴) are generally consistent with this conclusion. Since the fraction of the CH₃ONO adduct that falls apart to CH₂O + HNO decreases with increasing pressure and decreasing temperature, it is not possible to derive a "bimolecular" rate coefficient. A value of $k < 8 \times 10^{-12} \text{ cm}^3 \text{ molecule}^{-1} \text{ s}^{-1}$ can be deduced from the work of Frost and Smith² and Ohmori et al.³ for lower atmospheric conditions.

(Table: 97-4, Note: 97-4, Evaluated 97-4) [Back to Table](#)

- (1) Batt, L.; Milne, R. T.; McCulloch, R. D. The gas-phase pyrolysis of alkyl nitrites. V. Methyl nitrite. *Int. J. Chem. Kinet.* **1977**, *9*, 567-587.
- (2) Frost, M. J.; Smith, I. W. M. Rate Constants for the reactions of CH₃O and C₂H₅O with NO over a range of temperature and total pressure. *J. Chem. Soc. Faraday Trans.* **1990**, *86*, 1757-1762.
- (3) Ohmori, K.; Yamasaki, K.; Matsui, H. Pressure dependence of the rate constant for the reaction of CH₃O + NO. *Bull. Chem. Soc. Jpn.* **1993**, *66*, 51-56.
- (4) Wiebe, H. A.; Heicklen, J. Photolysis of methyl nitrite. *J. Am. Chem. Soc.* **1973**, *95*, 1-7, doi:10.1021/ja00782a001.
- (5) Zellner, R. Recent advances in free radical kinetics of oxygenated hydrocarbon radicals. *J. Chim. Phys.* **1987**, *84*, 403-407.

D60. CH₃O + NO₂. The reaction of CH₃O with NO₂ proceeds mainly via the formation of CH₃ONO₂. However, a fraction of the energized adducts fall apart to yield CH₂O + HNO₂. The bimolecular rate coefficient reported here is for the fraction of the reaction that yields CH₂O and HNO₂. It is not meant to represent a bimolecular metathesis reaction. The recommended value was derived from the study of McCaulley et al.¹ and is discussed in the section on association reactions.

(Table: 97-4, Note: 97-4, Evaluated 97-4) [Back to Table](#)

- (1) McCaulley, J. A.; Anderson, S. M.; Jeffries, J. B.; Kaufman, F. Kinetics of the reaction of CH₃O with NO₂. *Chem. Phys. Lett.* **1985**, *115*, 180-186.

D61. CH₂OO + H₂O. The recommendation is based on the results of Chao et al.,⁴ who coupled CH₂OO production by UV laser flash photolysis or CH₂I₂/O₂ with time-resolved UV spectroscopic monitoring of CH₂OO kinetics; they observed a well-defined quadratic dependence of the pseudo-first order CH₂OO decay rate constant on [H₂O], and obtained the recommended upper limit bimolecular rate constant from estimation of the maximum possible contribution to the observed kinetics from a process whose pseudo-first order rate constant varied linearly as a function of [H₂O]. A similar experiment is reported by Lewis et al.,⁵ but with more scatter in the data. A less sensitive upper limit is also reported by Welz et al.,¹¹ who observed no significant increase in the CH₂OO decay rate upon addition of up to $3 \times 10^{16} \text{ H}_2\text{O per cm}^3$ to their reaction mixtures; Welz et al. produced CH₂OO in the same manner as Chao et al. and Lewis et al., but employed photoionization mass spectrometry as the CH₂OO detection technique and lower total pressures than the other studies. Theoretical work by Ryzhkov and Ariya⁸ suggests that the CH₂OO + H₂O rate constant may be

significantly slower than any of the experimental upper limits. Experimental rate constants slower than the recommended upper limit are reported by Ouyang et al.⁶ and Stone et al.⁹ As discussed by Lewis et al., misinterpretation of complex chemical mechanisms are likely to have been a problem in the Ouyang et al. and Stone et al. studies; also, Chao et al. suggest that interferences to detected signals from reaction products could have been a problem in these studies. Suto et al.¹⁰ and Becker et al.³ report significantly faster rate constants than those obtained in other studies based on competitive kinetics results with $\text{CH}_2\text{OO} + \text{SO}_2$ used as the reference reaction. Both Suto et al. and Becker et al. employed the highly exothermic $\text{C}_2\text{H}_4 + \text{O}_3$ reaction to generate CH_2OO , suggesting that reactions of non-thermalized CH_2OO could impact the competitive kinetics results. Also, the $\text{O}_3 + \text{C}_2\text{H}_4$ reaction is known to produce OH. Since OH was not scavenged in the Suto et al. or Becker et al. studies, interfering side reactions could result from its presence. Based on theoretical studies by Aplincourt and Ruiz-López,² Ryzhkov and Ariya,⁷ and Anglada et al.,¹ it is well-established that CH_2OO interacts with H_2O to form a hydrogen bonded complex that isomerizes rapidly to hydroxymethyl hydroperoxide (HMHP, HOCH_2OOH). HMHP is stable $\sim 190 \text{ kJ mol}^{-1}$ relative to $\text{CH}_2\text{OO} + \text{H}_2\text{O}$.

(New Entry) [Back to Table](#)

- (1) Anglada, J. M.; González, J.; Torrent-Sucarrat, M. Effects of the substituents on the reactivity of carbonyl oxides. A theoretical study on the reaction of substituted carbonyl oxides with water. *Phys. Chem. Chem. Phys.* **2011**, *13*, 13034-13045, doi:10.1039/c1cp20872a.
- (2) Aplincourt, P.; Ruiz-López, M. F. Theoretical investigation of reaction mechanisms for carboxylic acid formation in the atmosphere. *J. Am. Chem. Soc.* **2000**, *122*, 8990-8997, doi:10.1021/ja000731z.
- (3) Becker, K. H.; Bechara, J.; Brockmann, K. J. Studies on the formation of H_2O_2 in the ozonolysis of alkenes. *Atmos. Environ.* **1993**, *27A*, 57-61, doi:10.1016/0960-1686(93)90070-F.
- (4) Chao, W.; Hsieh, J.-T.; Chang, C.-H.; Lin, J. J.-M. Direct kinetic measurement of the reaction of the simplest Criegee intermediate with water vapor. *Science* **2015**, *347*, 751-754, doi:10.1126/science.1261549.
- (5) Lewis, T. R.; Blitz, M. A.; Heard, D. E.; Seakins, P. W. Direct evidence for a substantive reaction between the Criegee intermediate, CH_2OO , and the water vapour dimer. *Phys. Chem. Chem. Phys.* **2015**, *17*, 4859-4863, doi:10.1039/c4cp04750h.
- (6) Ouyang, B.; McLeod, M. W.; Jones, R. L.; Bloss, W. J. NO_3 radical production from the reaction between the Criegee intermediate CH_2OO and NO_2 . *Phys. Chem. Chem. Phys.* **2013**, *15*, 17070-17075, doi:10.1039/c3cp53024h.
- (7) Ryzhkov, A. B.; Ariya, P. A. A theoretical study of the reactions of carbonyl oxide with water in atmosphere: the role of water dimer. *Chem. Phys. Lett.* **2003**, *367*, 423-429, doi:10.1016/S0009-2614(02)01685-8.
- (8) Ryzhkov, A. B.; Ariya, P. A. A theoretical study of the reactions of parent and substituted Criegee intermediates with water and the water dimer. *Phys. Chem. Chem. Phys.* **2004**, *6*, 5042-5050, doi:10.1039/b408414d.
- (9) Stone, D.; Blitz, M.; Daubney, L.; Howes, N. U. M.; Seakins, P. Kinetics of CH_2OO reactions with SO_2 , NO_2 , NO , H_2O , and CH_3CHO as a function of pressure. *Phys. Chem. Chem. Phys.* **2014**, *16*, 1139-1149, doi:10.1039/c3cp54391a.
- (10) Suto, M.; Manzanares, E. R.; Lee, L. C. Detection of sulfuric acid aerosols by ultraviolet scattering. *Environ. Sci. Technol.* **1985**, *19*, 815-820, doi:10.1021/es00139a008.
- (11) Welz, O.; Savee, J. D.; Osborn, D. L.; Vasu, S. S.; Percival, C. J.; Shallcross, D. E.; Taatjes, C. A. Direct kinetic measurements of Criegee intermediate (CH_2OO) formed by reaction of CH_2I with O_2 . *Science* **2012**, *335*, 204-207, doi:10.1126/science.1213229.

D62. $\text{CH}_2\text{OO} + (\text{H}_2\text{O})_2$. The recommendation for $k(298 \text{ K})$ is the average of the value reported by Chao et al.³ and the value obtained from an Arrhenius expression describing the temperature dependent rate constants reported by Smith et al.¹⁰ The Smith et al. study reports the only available temperature dependent data, so the recommended E/R is obtained from the Arrhenius fit to their data. Both Chao et al. and Smith et al. (same research group) coupled CH_2OO production by UV laser flash photolysis of $\text{CH}_2\text{I}_2/\text{O}_2$ with time-resolved UV spectroscopic monitoring of CH_2OO kinetics; in both studies well-defined quadratic dependence of the pseudo-first order CH_2OO decay rate constant on $[\text{H}_2\text{O}]$, and the source of information they used to obtain an equilibrium constant for $2 \text{H}_2\text{O} \leftrightarrow (\text{H}_2\text{O})_2$ is also the basis for the recommendation in Table 3 of this document.⁶ A similar (to Chao et al. and Smith et al.) experiment is reported by Lewis et al.,⁵ but with more

scatter in the data; these authors obtain a rate constant somewhat slower than the recommendation. Berndt et al.² report a somewhat faster rate constant than those obtained in the other studies based on competitive kinetics results with $\text{CH}_2\text{OO} + \text{SO}_2$ used as the reference reaction; these investigators employed the highly exothermic $\text{C}_2\text{H}_4 + \text{O}_3$ reaction to generate CH_2OO , suggesting that reactions of non-thermalized CH_2OO could impact the competitive kinetics results. Lewis et al. speculate that enhanced formation of $(\text{H}_2\text{O})_2$ in the mass spectrometer sampling region could have been a problem in the Berndt et al. study. Unlike earlier studies that employed $\text{O}_3 + \text{C}_2\text{H}_4$ as the CH_2OO source,^{1,11} Berndt et al. added propane to their reaction mixtures to scavenge OH radicals; this could explain why they observed a quadratic dependence of CH_2OO reactivity on $[\text{H}_2\text{O}]$ that was not observed in the earlier studies. The recommended uncertainty (f) is chosen so f^2 approximately brackets the results of the four experimental studies. The available experimental results, where a quadratic dependence of the CH_2OO loss rate on $[\text{H}_2\text{O}]$ is observed, do not distinguish between two possible reaction mechanisms: $\text{CH}_2\text{OO} + (\text{H}_2\text{O})_2 \rightarrow \text{Pr}$ or the two step process $\text{CH}_2\text{OO} + \text{H}_2\text{O} \rightarrow \text{X}$, followed by $\text{X} + \text{H}_2\text{O} \rightarrow \text{Pr}$. The theoretical results of Ryzhkov and Ariya^{7,8} provide strong support for the $\text{CH}_2\text{OO} + (\text{H}_2\text{O})_2$ pathway. Ryzhkov and Ariya have also theoretically examined the possible role of $(\text{H}_2\text{O})_3$ and $(\text{H}_2\text{O})_4$ in the atmospheric degradation of CH_2OO , and find these reactions to be much less important than $\text{CH}_2\text{OO} + (\text{H}_2\text{O})_2$.⁹ The theoretical work of Ryzhkov and Ariya,⁷ shows that CH_2OO interacts with $(\text{H}_2\text{O})_2$ to form hydrogen bonded ring complexes which isomerize rapidly to hydrogen bonded complexes of H_2O with hydroxymethyl hydroperoxide (HMHP, HOCH_2OOH) that are stable by $\sim 190 \text{ kJ mol}^{-1}$ relative to $\text{CH}_2\text{OO} + (\text{H}_2\text{O})_2$; as discussed theoretically by Crehuet et al.,⁴ these complexes can undergo unimolecular conversion to $\text{HCOOH} + 2 \text{H}_2\text{O}$ or $\text{H}_2\text{O}_2 + \text{H}_2\text{CO} + \text{H}_2\text{O}$. Theoretical analysis by Smith et al. confirms that the unusually large negative activation energy they observe experimentally is consistent with the mechanism described above.

(New Entry) [Back to Table](#)

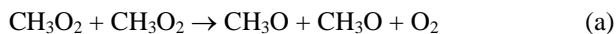
- (1) Becker, K. H.; Bechara, J.; Brockmann, K. J. Studies on the formation of H_2O_2 in the ozonolysis of alkenes. *Atmos. Environ.* **1993**, *27A*, 57-61, doi:10.1016/0960-1686(93)90070-F.
- (2) Berndt, T.; Voightländer, J.; Stratmann, F.; Junninen, H.; Mauldin III, R. L.; Sipilä, M.; Kulmala, M.; Herrmann, H. Competing atmospheric reactions of CH_2OO with SO_2 and water vapour. *Phys. Chem. Chem. Phys.* **2014**, *16*, 19130-19136, doi:10.1039/c4cp02345e.
- (3) Chao, W.; Hsieh, J.-T.; Chang, C.-H.; Lin, J. J.-M. Direct kinetic measurement of the reaction of the simplest Criegee intermediate with water vapor. *Science* **2015**, *347*, 751-754, doi:10.1126/science.1261549.
- (4) Crehuet, R.; Anglada, J. M.; Bofill, J. M. Tropospheric formation of hydroxymethyl hydroperoxide, formic acid, H_2O_2 , and OH from carbonyl oxide in the presence of water vapor: A theoretical study of the reaction mechanism. *Chem. Eur. J.* **2001**, *7*, 2227-2235, doi:10.1002/1521-3765(20010518)7:10<2227::AID-CHEM2227>3.0.CO;2-O.
- (5) Lewis, T. R.; Blitz, M. A.; Heard, D. E.; Seakins, P. W. Direct evidence for a substantive reaction between the Criegee intermediate, CH_2OO , and the water vapour dimer. *Phys. Chem. Chem. Phys.* **2015**, *17*, 4859-4863, doi:10.1039/c4cp04750h.
- (6) Ruscic, B. Active thermochemical tables: Water and water dimer. *J. Phys. Chem. A* **2013**, *117*, 11940-11953, doi:10.1021/jp403197t.
- (7) Ryzhkov, A. B.; Ariya, P. A. A theoretical study of the reactions of carbonyl oxide with water in atmosphere: the role of water dimer. *Chem. Phys. Lett.* **2003**, *367*, 423-429, doi:10.1016/S0009-2614(02)01685-8.
- (8) Ryzhkov, A. B.; Ariya, P. A. A theoretical study of the reactions of parent and substituted Criegee intermediates with water and the water dimer. *Phys. Chem. Chem. Phys.* **2004**, *6*, 5042-5050, doi:10.1039/b408414d.
- (9) Ryzhkov, A. B.; Ariya, P. A. The importance of water clusters $(\text{H}_2\text{O})_n$ ($n = 2, \dots, 4$) in the reaction of Criegee intermediate with water in the atmosphere. *Chem. Phys. Lett.* **2006**, *419*, 479-485, doi:10.1016/j.cplett.2005.12.016.
- (10) Smith, M. C.; Chang, C.-H.; Chao, W.; Lin, L.-C.; Takahashi, K.; Boering, K. A.; Lin, J. J.-M. Strong negative temperature dependence of the simplest Criegee intermediate CH_2OO reaction with water dimer. *J. Phys. Chem. Lett.* **2015**, *6*, 2708-2713, doi:10.1021/acs.jpcllett.5b01109.
- (11) Suto, M.; Manzanares, E. R.; Lee, L. C. Detection of sulfuric acid aerosols by ultraviolet scattering. *Environ. Sci. Technol.* **1985**, *19*, 815-820, doi:10.1021/es00139a008.

D63. $\text{CH}_3\text{O}_2 + \text{O}_3$. This recommendation is from Tyndall et al.¹ Their recommendation is based mostly on the recent study by Tyndall et al.² The temperature dependence is based on the assumption that the only possible reaction which can occur is the O atom transfer from the CH_3O_2 radical and that the activation energy of $\sim 2 \text{ kcal mol}^{-1}$ for this O-atom transfer is similar to that in the $\text{HO}_2 + \text{O}_3$ reaction.

(Table: 02-25, Note: 02-25, Evaluated 02-25) [Back to Table](#)

- (1) Tyndall, G. S.; Cox, R. A.; Granier, C.; Lesclaux, R.; Moortgat, G. K.; Pilling, M. J.; Ravishankara, A. R.; Wallington, T. J. Atmospheric chemistry of small organic peroxy radicals. *J. Geophys. Res.* **2001**, *106*, 12157-12182.
- (2) Tyndall, G. S.; Wallington, T. J.; Ball, J. C. FTIR product study of the reactions $\text{CH}_3\text{O}_2 + \text{CH}_3\text{O}_2$ and $\text{CH}_3\text{O}_2 + \text{O}_3$. *J. Phys. Chem. A* **1998**, *102*, 2547-2554.

D64. $\text{CH}_3\text{O}_2 + \text{CH}_3\text{O}_2$. This recommendation is from Tyndall et al.¹ There are two confirmed sets of products for this reaction.



The relative product yield, k_a/k_b , was evaluated by Tyndall et al. to be $(26.2 \pm 6.6) \times \exp((-1130 \pm 240)/T)$. They concluded that there was no evidence for the formation of the CH_3OOCH_3 . The kinetics of this reaction have been studied by using UV absorption following pulsed photolytic production of the radicals. Tyndall et al. used the values of k/σ measured by a large number of groups along with the σ values from their evaluation to calculate k . (σ is the absorption cross section of the radical at the wavelength at which it was monitored.) They only used the kinetics data obtained at wavelengths larger than 240 nm, since the absorption by HO_2 radicals that are unavoidably produced in these measurements can significantly contribute to the measured UV profiles at shorter wavelengths. They noted that the values of k/σ measured by various groups were much more accurate than the values of σ measured by the same groups. The value of k obtained by this method was then corrected using the above branching ratio for the production of CH_3O that leads to the unavoidable occurrence of the $\text{CH}_3\text{O}_2 + \text{HO}_2$ side reaction; this side reaction consumes another CH_3O_2 radical.

(Table: 02-25, Note: 02-25, Evaluated 02-25) [Back to Table](#)

- (1) Tyndall, G. S.; Cox, R. A.; Granier, C.; Lesclaux, R.; Moortgat, G. K.; Pilling, M. J.; Ravishankara, A. R.; Wallington, T. J. Atmospheric chemistry of small organic peroxy radicals. *J. Geophys. Res.* **2001**, *106*, 12157-12182.

D65. $\text{CH}_3\text{O}_2 + \text{NO}$. This recommendation is from Tyndall et al.¹ They evaluated the available information to deduce that the main set of products under atmospheric conditions is $\text{CH}_3\text{O} + \text{NO}_2$. They noted, however, that a very small yield, <0.5%, of CH_3ONO_2 is also possible. The rate coefficient for the reaction at 298 K and its temperature dependence is based on numerous direct studies of this reaction that have been reported.

(Table: 02-25, Note: 02-25, Evaluated 02-25) [Back to Table](#)

- (1) Tyndall, G. S.; Cox, R. A.; Granier, C.; Lesclaux, R.; Moortgat, G. K.; Pilling, M. J.; Ravishankara, A. R.; Wallington, T. J. Atmospheric chemistry of small organic peroxy radicals. *J. Geophys. Res.* **2001**, *106*, 12157-12182.

D66. $\text{CH}_3\text{O}_2 + \text{CH}_3\text{C}(\text{O})\text{O}_2$. This recommendation is from Tyndall et al.² This reaction has two sets of products:



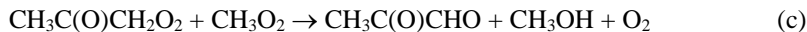
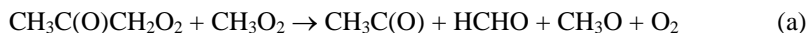
Tyndall et al. reanalyzed the previously available data on the branching ratios for this reaction and concluded that the branching ratio for channel (a) was $k_a/k = 0.9 \pm 0.1$ and $k_b/k = 0.1 \pm 0.1$ at 298 K. They also concluded that branching ratios could not be derived for other temperatures from the existing data and therefore did not make a recommendation for the temperature dependence. The recommendation from Tyndall et al. is based on the work of Roehl et al.¹ and Villenave et al.³ Their recommended temperature dependence for the overall rate coefficient is based on analogy with other RO_2 reactions.

(Table: 02-25, Note: 02-25, Evaluated 02-25) [Back to Table](#)

- (1) Roehl, C. M.; Bauer, D.; Moortgat, G. K. Absorption spectrum and kinetics of the acetylperoxy radical. *J. Phys. Chem.* **1996**, *100*, 4038-4047.
- (2) Tyndall, G. S.; Cox, R. A.; Granier, C.; Lesclaux, R.; Moortgat, G. K.; Pilling, M. J.; Ravishankara, A. R.; Wallington, T. J. Atmospheric chemistry of small organic peroxy radicals. *J. Geophys. Res.* **2001**, *106*, 12157-12182.

- (3) Villenave, E.; Lesclaux, R. Kinetics of the cross reactions of CH_3O_2 and $\text{C}_2\text{H}_5\text{O}_2$ radicals with selected peroxy radicals. *J. Phys. Chem.* **1996**, *100*, 14372-14382, doi:10.1021/jp960765m.

D67. $\text{CH}_3\text{O}_2 + \text{CH}_3\text{C}(\text{O})\text{CH}_2\text{O}_2$. This recommendation is from Tyndall et al.³ This reaction has three possible sets of products:



The branching ratios for these channels, $k_a/k = 0.3 \pm 0.1$, $k_b/k = 0.2 \pm 0.1$, and $k_c/k = 0.5 \pm 0.1$, are based on the work of Bridier et al.¹ and Jenkin et al.² The overall rate coefficient for this reaction has been studied only at 298 K by Bridier et al. and the recommendation is based on this value. The recommended values of E/R and g are based on analogy with other RO_2 reactions.

(Table: 02-25, Note: 02-25, Evaluated 02-25) [Back to Table](#)

- (1) Bridier, I.; Veyret, B.; Lesclaux, R.; Jenkin, M. E. Flash photolysis study of the UV spectrum and kinetics of reactions of the acetylperoxy radical. *J. Chem. Soc. Faraday Trans.* **1993**, *89*, 2993-2997.
- (2) Jenkin, M. E.; Cox, R. A.; Emrich, M.; Moortgat, G. K. Mechanisms of the Cl-atom-initiated oxidation of acetone and hydroxyacetone in air. *J. Chem. Soc. Faraday Trans.* **1993**, *89*, 2983-2991.
- (3) Tyndall, G. S.; Cox, R. A.; Granier, C.; Lesclaux, R.; Moortgat, G. K.; Pilling, M. J.; Ravishankara, A. R.; Wallington, T. J. Atmospheric chemistry of small organic peroxy radicals. *J. Geophys. Res.* **2001**, *106*, 12157-12182.

D68. $\text{C}_2\text{H}_5 + \text{O}_2$. This is a complex reaction that involves the formation of a $\text{C}_2\text{H}_5\text{O}_2$ adduct, which can either be stabilized by collisions or fall apart to HO_2 and C_2H_4 (Wagner et al.,³ Bozzelli and Dean,¹ and Kaiser et al.²). The fraction of the energized adducts that fall apart to give HO_2 and C_2H_4 will decrease with increasing pressure and decreasing temperature, i.e., as the $\text{C}_2\text{H}_5\text{O}_2$ formation increases. The C_2H_4 -formation channel cannot be separated from the addition reaction. We recommend a conservative upper limit as a guide to the extent of this reaction. This upper limit is applicable only for lower atmospheric pressure and temperature conditions.

(Table: 94-26, Note: 94-26, Evaluated 94-26) [Back to Table](#)

- (1) Bozzelli, J. W.; Dean, A. M. Chemical activation analysis of the reaction of C_2H_5 with O_2 . *J. Phys. Chem.* **1990**, *94*, 3313-3317.
- (2) Kaiser, E. W.; Lorkovic, I. M.; Wallington, T. J. Pressure dependence of the C_2H_4 yield from the reaction $\text{C}_2\text{H}_5 + \text{O}_2$. *J. Phys. Chem.* **1990**, *94*, 3352-3354.
- (3) Wagner, A. F.; Slagle, I. R.; Sarzynski, D.; Gutman, D. Experimental and theoretical studies of the $\text{C}_2\text{H}_5 + \text{O}_2$ reaction kinetics. *J. Phys. Chem.* **1990**, *94*, 1853-1868.

D69. $\text{C}_2\text{H}_5\text{O} + \text{O}_2$. The recommendation is based on the pulsed laser photolysis studies of Gutman et al.¹ and Hartmann et al.² In both these studies, removal of $\text{C}_2\text{H}_5\text{O}$ in an excess of O_2 was directly monitored via laser induced fluorescence. Gutman et al. measured k at only two temperatures, while Hartmann et al. measured k at 5 temperatures between 295 and 411 K. The E/R is from Hartmann et al. The 298 K value deduced from an indirect study by Zabarnick and Heicklen³ is in reasonable agreement with the recommended value.

(Table: 92-20, Note: 92-20, Evaluated 92-20) [Back to Table](#)

- (1) Gutman, D.; Sanders, N.; Butler, J. E. Kinetics of the reactions of methoxy and ethoxy radicals with oxygen. *J. Phys. Chem.* **1982**, *86*, 66-70, doi:10.1021/j100390a013.
- (2) Hartmann, D.; Karthäuser, J.; Sawerysyn, J. P.; Zellner, R. Kinetics and HO_2 yield of the reaction $\text{C}_2\text{H}_5\text{O} + \text{O}_2$ between 295 and 411 K. *Ber. Bunsenges. Phys. Chem.* **1990**, *94*, 639-645.
- (3) Zabarnick, S.; Heicklen, J. Reactions of alkoxy radicals with O_2 . I. $\text{C}_2\text{H}_5\text{O}$ radicals. *Int. J. Chem. Kinet.* **1985**, *17*, 455-476.

D70. CH_3CHOO (*syn* and *anti* conformers) + H_2O , $(\text{H}_2\text{O})_2$. Experimental measurements of k(298 K) have been reported by Taatjes et al.⁶ and Sheps et al.⁵ In both studies CH_3CHOO was produced by UV laser flash photolysis of $\text{CH}_3\text{CHI}_2/\text{O}_2$. Taatjes et al. monitored CH_3CHOO using time-resolved photoionization mass spectrometry; the *anti* and *syn* conformers could be differentiated in the detection scheme because they have different ionization potentials. Sheps et al. used time-resolved broadband (300–450 nm) cavity-enhanced spectrometry to monitor both conformers simultaneously; they determined spectra of the individual conformers based on their very different reactivities toward H_2O and SO_2 . Both studies employed relatively

low total pressures of 4 Torr O₂⁶ and 5–20 Torr He.⁵ The rate constant reported by Sheps et al. for reaction of the more reactive *anti* conformer with H₂O is over a factor of two faster than the one reported by Taatjes et al. In both studies, only upper limits could be obtained for the *syn*-CH₃CHOO + H₂O rate constant, with the Sheps et al. upper limit being a factor of twenty smaller than the Taatjes et al. upper limit. The Sheps et al. rate constants are recommended because their approach appears to provide better sensitivity and selectivity for detection of the individual conformers. The recommended uncertainty in the *anti*-CH₃CHOO + H₂O rate constant is somewhat larger than reported by Sheps et al. pending independent verification of their result.

The CH₃CHOO + water reactions have been studied theoretically by Anglada et al.,^{1,2} Ryzhkov and Ariya,⁴ and Kuwata et al.³ The more reactive *anti* conformer is found to lie 14–15 kJ mol⁻¹ higher in energy than the *syn* conformer.^{2,3} There is general agreement that reaction proceeds via initial formation of a hydrogen-bonded complex that isomerizes to the hydroxyl hydroperoxide CH₃CH(OH)OOH. The *syn* conformer is unreactive because the transition state for the isomerization reaction lies 22 kJ mol⁻¹ higher in energy than CH₃CHOO + H₂O reactants; for the *anti* conformer, isomerization takes place rapidly over a “submerged” barrier that lies 7 kJ mol⁻¹ lower in energy than reactants.² Rate constants for conversion of CH₃CHOO + H₂O to the hydroperoxide at T = 298 K and P = 1 atm are predicted in all four theoretical studies. There is general agreement that the *anti* conformer is more reactive than the *syn* conformer by factors of 4–7 × 10⁴. The most recent theoretical work² predicts a rate constant for *anti*-CH₃CHOO + H₂O that is a factor of 7 faster than the experimental value, whereas all three earlier theoretical studies predict *anti*-CH₃CHOO + H₂O rate constants that are substantially slower than the experimental value (factors of 10,¹ 35,⁴ and 80³).

To explain available experimental observations, there is no need to postulate the occurrence of a reaction of CH₃CHOO with (H₂O)₂. It should be pointed out, however, that the Taatjes et al. study was limited to P_{H₂O} ≤ 1.4 Torr and the Sheps et al. study was limited to P_{H₂O} ≤ 4.3 Torr. The data of Sheps et al. do show slight indication of upward curvature with increasing [H₂O] in the plot of the pseudo-first order *anti*-CH₃CHOO decay rate vs. [H₂O]. In their theoretical study, Ryzhkov and Ariya calculated rate constants for reactions of *syn*- and *anti*-CH₃CHOO with both H₂O and (H₂O)₂; they predict that at 298 K (H₂O)₂ is 1.0 × 10⁵ times more reactive than H₂O with the *syn* conformer and 4.2 × 10³ times more reactive with the *anti* conformer. For CH₂OO, where experimental evidence verifies the dominance of the (H₂O)₂ reaction, the reactivity ratio obtained theoretically by Ryzhkov and Ariya is 1.8 × 10⁵. Experiments at higher total pressures and higher H₂O partial pressures appear necessary for quantitatively assessing the importance of (H₂O)₂ reaction as a loss process for CH₃CHOO in the atmosphere.

(New Entry) [Back to Table](#)

- (1) Anglada, J. M.; Aplincourt, P.; Bofill, J. M.; Cremer, D. Atmospheric formation of OH radicals and H₂O₂ from alkene ozonolysis under humid conditions. *ChemPhysChem* **2002**, *3*, 215-221, doi:10.1002/1439-7641(20020215)3:2<215::AID-CPHC215>3.0.CO;2-3.
- (2) Anglada, J. M.; González, J.; Torrent-Sucarrat, M. Effects of the substituents on the reactivity of carbonyl oxides. A theoretical study on the reaction of substituted carbonyl oxides with water. *Phys. Chem. Chem. Phys.* **2011**, *13*, 13034-13045, doi:10.1039/c1cp20872a.
- (3) Kuwata, K. T.; Hermes, M. R.; Carlson, J.; Zogg, C. K. Computational studies of the isomerization and hydration reactions of acetaldehyde oxide and methyl vinyl carbonyl oxide *J. Phys. Chem. A* **2010**, *114*, 9192-9204, doi:10.1021/jp105358v.
- (4) Ryzhkov, A. B.; Ariya, P. A. A theoretical study of the reactions of parent and substituted Criegee intermediates with water and the water dimer. *Phys. Chem. Chem. Phys.* **2004**, *6*, 5042-5050, doi:10.1039/b408414d.
- (5) Sheps, L.; Scully, A. M.; Au, K. UV absorption probing of the conformer-dependent reactivity of a Criegee intermediate CH₃CHOO. *Phys. Chem. Chem. Phys.* **2014**, *16*, 26701-26706, doi:10.1039/c4cp04408h.
- (6) Taatjes, C. A.; Welz, O.; Eskola, A. J.; Savee, J. D.; Scheer, A. M.; Shallcross, D. E.; Rotavera, B.; Lee, E. P. F.; Dyke, J. M.; Mok, D. K. W.; Osborn, D. L.; Percival, C. J. Direct measurements of conformer-dependent reactivity of the Criegee intermediate CH₃CHOO. *Science* **2013**, *340*, 177-180, doi:10.1126/science.1234689.

D71. C₂H₅O₂ + C₂H₅O₂. k(298 K) has been studied by Adachi et al.,¹ Anastasi et al.,³ Munk et al.,⁸ Cattell et al.,⁵ Anastasi et al.,² Wallington et al.,¹⁰ Bauer et al.,⁴ and Fenter et al.⁶ All the above determinations used only UV absorption to monitor C₂H₅O₂ and hence measured k/σ, where σ is the absorption cross section of C₂H₅O₂ at the monitoring wavelength. These investigators also measured the σ that was used in evaluating the rate coefficient. There are large discrepancies in the measured values of σ. For this evaluation, we have used the cross sections recommended here and recalculated the values of k from each investigation. The recommended k is based on the results of Cattell et al., Wallington et al., Bauer et al., and Fenter et al. In all

these experiments the observed rate coefficient is higher than the true rate coefficient because of secondary reactions involving HO₂. HO₂ is formed by the reaction of CH₃CH₂O with O₂ and it reacts with C₂H₅O₂ to enhance the observed rate coefficient (see Wallington et al.¹¹ or Lightfoot et al.⁷ for further discussion). Based on product branching ratios discussed below, which determine the magnitude of the necessary correction, the recommended rate coefficient is 0.6 times the average observed rate coefficient. The recommended value of E/R was obtained from the results of Anastasi et al., Wallington et al., Cattell et al., Bauer et al., and Fenter et al. The observed products (Niki et al.⁹), suggest that at 298 K the channel to yield 2 C₂H₅O + O₂ accounts for about 60% of the reaction; the channel to yield CH₃CHO + C₂H₅OH + O₂ accounts for about 40% of the reaction; and the channel to yield C₂H₅O₂C₂H₅ + O₂ accounts for less than 5% of the reaction. These branching ratios were used to obtain the true rate coefficient from the observed rate coefficient.

(Table: 94-26, Note: 94-26, Evaluated 94-26) [Back to Table](#)

- (1) Adachi, H.; Basco, N.; James, D. G. L. The ethylperoxy radical spectrum and rate constant for mutual interaction measured by flash photolysis and kinetic spectroscopy. *Int. J. Chem. Kinet.* **1979**, *11*, 1211-1229.
- (2) Anastasi, C.; Brown, M. J.; Smith, D. B.; Waddington, D. J. Joint French and Italian sections of the Combustion Institute, 1987, Amalfi, Italy.
- (3) Anastasi, C.; Waddington, D. J.; Woolley, A. Reactions of oxygenated radicals in the gas phase Part 10.-Self-reactions of ethylperoxy radicals. *J. Chem. Soc. Faraday Trans. 1* **1983**, *79*, 505-516.
- (4) Bauer, D.; Crowley, J. N.; Moortgat, G. K. The UV absorption spectrum of the ethylperoxy radical and its self-reaction kinetics between 218 and 333 K. *J. Photochem. Photobiol. A: Chem.* **1992**, *65*, 329-344.
- (5) Cattell, F. C.; Cavanagh, J.; Cox, R. A.; Jenkin, M. E. A kinetics study of reactions of HO₂ and C₂H₅O₂ using diode laser absorption spectroscopy. *J. Chem. Soc. Faraday Trans. 2* **1986**, *82*, 1999-2018.
- (6) Fenter, F. F.; Catoire, V.; Lesclaux, R.; Lightfoot, P. D. The ethylperoxy radical: Its ultraviolet spectrum, self-reaction, and reaction with HO₂, each studied as a function of temperature. *J. Phys. Chem.* **1993**, *97*, 3530-3538.
- (7) Lightfoot, P. D.; Cox, R. A.; Crowley, J. N.; Destriau, M.; Hayman, G. D.; Jenkin, M. E.; Moortgat, G. K.; Zabel, F. Organic peroxy radicals: Kinetics, spectroscopy and tropospheric chemistry. *Atmos. Environ.* **1992**, *26A*, 1805-1961.
- (8) Munk, J.; Pagsberg, P.; Ratajczak, E.; Sillesen, A. Spectrokinetic studies of ethyl and ethylperoxy radicals. *J. Phys. Chem.* **1986**, *90*, 2752-2757, doi:10.1021/j100403a038.
- (9) Niki, H.; Maker, P. D.; Savage, C. M.; Breitenbach, L. P. Fourier transform infrared studies of the self-reaction of C₂H₅O₂ radicals. *J. Phys. Chem.* **1982**, *86*, 3825-3829, doi:10.1021/j100216a023.
- (10) Wallington, T. J.; Dagaut, P.; Kurylo, M. J. Measurements of the gas phase UV absorption spectrum of C₂H₅O₂• radicals and of the temperature dependence of the rate constant for their self-reaction. *J. Photochem. Photobiol. A: Chem.* **1988**, *42*, 173-185.
- (11) Wallington, T. J.; Dagaut, P.; Kurylo, M. J. Ultraviolet absorption cross sections and reaction kinetics and mechanisms for peroxy radicals in the gas phase. *Chem. Rev.* **1992**, *92*, 667-710.

D72. C₂H₅O₂ + NO. The recommended k(298 K) is obtained from the results of Plumb et al.,⁶ Sehested et al.,⁷ Daele et al.,³ Eberhard and Howard,⁴ and Maricq and Szente.⁵ The value reported by Adachi and Basco,¹ which is a factor of three lower than the recommended value, was not used. The rate coefficient for the CH₃O₂ + NO reaction measured by Basco and co-workers (Adachi et al.²) using the same apparatus is also much lower than the value recommended here. The recommended temperature dependence is derived from Eberhardt and Howard⁴ and Maricq and Szente,⁵ which are in good agreement.

(Table: 97-4, Note: 97-4, Evaluated 97-4) [Back to Table](#)

- (1) Adachi, H.; Basco, N. Kinetic spectroscopy study of the reaction of CH₃O₂ with NO. *Chem. Phys. Lett.* **1979**, *63*, 490-492.
- (2) Adachi, H.; Basco, N.; James, D. G. L. The ethylperoxy radical spectrum and rate constant for mutual interaction measured by flash photolysis and kinetic spectroscopy. *Int. J. Chem. Kinet.* **1979**, *11*, 1211-1229.
- (3) Daële, V.; Ray, A.; Vassalli, I.; Poulet, G.; Le Bras, G. Kinetic study of reactions of C₂H₅O and C₂H₅O₂ with NO at 298 K and 0.55 – 2 torr. *Int. J. Chem. Kinet.* **1995**, *27*, 1121-1133.
- (4) Eberhard, J.; Howard, C. J. Temperature-dependent kinetics studies of the reactions of C₂H₅O₂ and n-C₃H₇O₂ radicals with NO. *Int. J. Chem. Kinet.* **1996**, *28*, 731-740.
- (5) Maricq, M. M.; Szente, J. J. Kinetics of the reaction between ethylperoxy radicals and nitric oxide. *J. Phys. Chem.* **1996**, *100*, 12374-12379, doi:10.1021/jp9607935.

- (6) Plumb, I. C.; Ryan, K. R.; Steven, J. R.; Mulcahy, M. F. R. Kinetics of the reaction of $C_2H_5O_2$ with NO at 295 K. *Int. J. Chem. Kinet.* **1982**, *14*, 183-194.
- (7) Sehested, J.; Nielsen, O. J.; Wallington, T. J. Absolute rate constants for the reaction of NO with a series of peroxy radicals in the gas phase at 295 K. *Chem. Phys. Lett.* **1993**, *213*, 457-464.

D73. $CH_3C(O)O_2 + CH_3C(O)O_2$. This reaction has been studied by Addison et al.,¹ Basco and Parmar,² Moortgat et al.,⁴ Maricq and Szente,³ and Roehl et al.,⁵ using UV absorption techniques. The recommended value is obtained from the data of Moortgat et al., Maricq and Szente, and Roehl et al. As pointed out by Moortgat et al., the six times lower value of k obtained by Addison et al. is likely due to the use of incorrect UV absorption cross sections for the peroxy radical. The k obtained by Basco and Parmar is ~2 times lower than the recommended value. This discrepancy is possibly due to neglecting the UV absorption of CH_3O_2 and other stable products in their data analysis (Moortgat et al., Maricq and Szente). The recommended temperature dependence was calculated from the data of Moortgat et al. and Maricq and Szente. Addison et al. reported the formation of O_3 , which was attributed to the reaction channel that produces $CH_3C(O)OCH_3C(O) + O_3$. Moortgat et al. place an upper limit of 2% for this channel. The main products of this reaction appear to be $CH_3C(O)O + O_2$. The $CH_3C(O)O$ radicals rapidly decompose to give CH_3 and CO_2 . (Table: 97-4, Note: 97-4, Evaluated 97-4) [Back to Table](#)

- (1) Addison, M. C.; Burrows, J. P.; Cox, R. A.; Patrick, R. Absorption spectrum and kinetics of the acetylperoxy radical. *Chem. Phys. Lett.* **1980**, *73*, 283-287.
- (2) Basco, N.; Parmar, S. S. Spectra and reactions of acetyl and acetylperoxy radicals. *Int. J. Chem. Kinet.* **1985**, *17*, 891-900.
- (3) Maricq, M. M.; Szente, J. J. Kinetics of the reaction between ethylperoxy radicals and nitric oxide. *J. Phys. Chem.* **1996**, *100*, 12374-12379, doi:10.1021/jp9607935.
- (4) Moortgat, G.; Veyret, B.; Lesclaux, R. Absorption spectrum and kinetics of reactions of the acetylperoxy radical. *J. Phys. Chem.* **1989**, *93*, 2362-2368, doi:10.1021/j100343a032.
- (5) Roehl, C. M.; Bauer, D.; Moortgat, G. K. Absorption spectrum and kinetics of the acetylperoxy radical. *J. Phys. Chem.* **1996**, *100*, 4038-4047.

D74. $CH_3C(O)O_2 + NO$. This recommendation is from Tyndall et al.¹ These authors have argued that the only set of products of importance in the atmosphere is the production of $CH_3 + CO_2 + NO_2$. This is because the alkoxy radical produced upon O abstraction from the peroxy radical by NO will be unstable towards decomposition to give CH_3 and CO_2 . The rate coefficient for the reaction was deduced primarily from direct studies, but was found to be consistent with the relative rate studies. In the relative rate studies, this rate coefficient was measured relative to the rate coefficient for the reaction of $CH_3C(O)O_2$ with NO_2 . (Table: 02-25, Note: 10-6, Evaluated 10-6) [Back to Table](#)

- (1) Tyndall, G. S.; Cox, R. A.; Granier, C.; Lesclaux, R.; Moortgat, G. K.; Pilling, M. J.; Ravishankara, A. R.; Wallington, T. J. Atmospheric chemistry of small organic peroxy radicals. *J. Geophys. Res.* **2001**, *106*, 12157-12182.

D75. $CH_3C(O)CH_2O_2 + NO$. This recommendation is from Tyndall et al.⁴ They deduced, based on the results of Sehested et al.,³ Jenkin et al.,¹ and Orlando et al.,² that the products of this reaction are $CH_3C(O)CH_2O + NO_2$. The $CH_3C(O)CH_2O$ radical decomposes rapidly to give $CH_3C(O) + CH_2O$. The only kinetics study of this reaction by Sehested et al. forms the basis for the rate coefficient at 298 K. This value is uncertain because of the corrections that had to be made in the study of Sehested et al. to account for the production of NO_2 , the monitored species, via the reaction of peroxy radicals (such as $CH_3C(O)O_2$ and CH_3O_2) with NO. The temperature dependence of the reaction is derived based on analogy with other peroxy radical reactions. (Table: 02-25, Note: 02-25, Evaluated 02-25) [Back to Table](#)

- (1) Jenkin, M. E.; Cox, R. A.; Emrich, M.; Moortgat, G. K. Mechanisms of the Cl-atom-initiated oxidation of acetone and hydroxyacetone in air. *J. Chem. Soc. Faraday Trans.* **1993**, *89*, 2983-2991.
- (2) Orlando, J. J.; Tyndall, G. S.; Vereecken, L.; Peeters, J. The atmospheric chemistry of the acetonoxyl radical. *J. Phys. Chem. A* **2000**, *104*, 11578-11588, doi:10.1021/jp0026991.
- (3) Sehested, J.; Christensen, L. K.; Nielsen, O. J.; Bilde, M.; Wallington, T. J.; Schneider, W. F.; Orlando, J. J.; Tyndall, G. S. Atmospheric chemistry of acetone: Kinetic study of the $CH_3C(O)CH_2O_2 + NO/NO_2$ reactions and decomposition of $CH_3C(O)CH_2O_2NO_2$. *Int. J. Chem. Kinet.* **1998**, *30*, 475-489.
- (4) Tyndall, G. S.; Cox, R. A.; Granier, C.; Lesclaux, R.; Moortgat, G. K.; Pilling, M. J.; Ravishankara, A. R.; Wallington, T. J. Atmospheric chemistry of small organic peroxy radicals. *J. Geophys. Res.* **2001**, *106*, 12157-12182.

1.9.3 Bibliography – Reactions of Organic Compounds

- Abbatt, J. P. D.; Demerjian, K. L.; Anderson, J. G. A new approach to free-radical kinetics: Radially and axially resolved high-pressure discharge flow with results for $\text{OH} + (\text{C}_2\text{H}_6, \text{C}_3\text{H}_8, n\text{-C}_4\text{H}_{10}, n\text{-C}_5\text{H}_{12}) \rightarrow \text{products}$ at 297 K. *J. Phys. Chem.* **1990**, *94*, 4566-4575.
- Adachi, H.; Basco, N. Kinetic spectroscopy study of the reaction of CH_3O_2 with NO . *Chem. Phys. Lett.* **1979**, *63*, 490-492.
- Adachi, H.; Basco, N.; James, D. G. L. The ethylperoxy radical spectrum and rate constant for mutual interaction measured by flash photolysis and kinetic spectroscopy. *Int. J. Chem. Kinet.* **1979**, *11*, 1211-1229.
- Addison, M. C.; Burrows, J. P.; Cox, R. A.; Patrick, R. Absorption spectrum and kinetics of the acetylperoxy radical. *Chem. Phys. Lett.* **1980**, *73*, 283-287.
- Adeniji, S. A.; Kerr, J. A.; Williams, M. R. Rate constants for ozone-alkene reactions under atmospheric conditions. *Int. J. Chem. Kinet.* **1981**, *13*, 209-217.
- Aleksandrov, E. N.; Arutyunov, V. S.; Kozlov, S. N. Investigation of the reaction of atomic oxygen with acetylene. *Kinetics and Catalysis* **1981**, *22*, 391-394.
- Anastasi, C.; Brown, M. J.; Smith, D. B.; Waddington, D. J. Joint French and Italian sections of the Combustion Institute, 1987, Amalfi, Italy.
- Anastasi, C.; Waddington, D. J.; Woolley, A. Reactions of oxygenated radicals in the gas phase Part 10. -Self-reactions of ethylperoxy radicals. *J. Chem. Soc. Faraday Trans. 1* **1983**, *79*, 505-516.
- Anglada, J. M.; Aplincourt, P.; Bofill, J. M.; Cremer, D. Atmospheric formation of OH radicals and H_2O_2 from alkene ozonolysis under humid conditions. *ChemPhysChem* **2002**, *3*, 215-221, doi:10.1002/1439-7641(20020215)3:2<215::AID-CPHC215>3.0.CO;2-3.
- Anglada, J. M.; González, J.; Torrent-Sucarrat, M. Effects of the substituents on the reactivity of carbonyl oxides. A theoretical study on the reaction of substituted carbonyl oxides with water. *Phys. Chem. Chem. Phys.* **2011**, *13*, 13034-13045, doi:10.1039/c1cp20872a.
- Aplincourt, P.; Ruiz-López, M. F. Theoretical investigation of reaction mechanisms for carboxylic acid formation in the atmosphere. *J. Am. Chem. Soc.* **2000**, *122*, 8990-8997, doi:10.1021/ja000731z.
- Arrington, C. A.; Brennen, W.; Glass, G. P.; Michael, J. V.; Niki, H. Reactions of atomic oxygen with acetylene. I. Kinetics and mechanisms. *J. Chem. Phys.* **1965**, *43*, 525-532, doi:10.1063/1.1696776.
- Aschmann, S. M.; Arey, J.; Atkinson, R. OH radical formation from the gas-phase reactions of O_3 with methacrolein and methyl vinyl ketone. *Atmos. Environ.* **1996**, *30*, 2939-2943, doi: 10.1016/1352-2310(96)00013-1.
- Atkinson, R.; Aschmann, S. M. Rate constants for the reaction of OH radicals with a series of alkenes and dialkenes at 295 ± 1 K. *Int. J. Chem. Kinet.* **1984**, *16*, 1175-1186.
- Atkinson, R.; Aschmann, S. M. Rate constants for the reactions of O_3 and OH radicals with a series of alkynes. *Int. J. Chem. Kinet.* **1984**, *16*, 259-268.
- Atkinson, R.; Aschmann, S. M. Rate constants for the reactions of the OH radical with the propyl and butyl nitrates and 1-nitobutane at 298 ± 2 K. *Int. J. Chem. Kinet.* **1989**, *21*, 1123-1129.
- Atkinson, R.; Aschmann, S. M.; Arey, J.; Shorees, B. Formation of OH radicals in the gas phase reactions of O_3 with a series of terpenes. *J. Geophys. Res.* **1992**, *97*, 6065-6073.
- Atkinson, R.; Aschmann, S. M.; Carter, W. P. L.; Winer, A. M. Kinetics of the gas-phase reactions of OH radicals with alkyl nitrates at 299 ± 2 K. *Int. J. Chem. Kinet.* **1982**, *14*, 919-926.
- Atkinson, R.; Aschmann, S. M.; Fitz, D. R.; Winer, A. M.; Pitts, J. N., Jr. Rate constants for the gas-phase reactions of O_3 with selected organics at 296 K. *Int. J. Chem. Kinet.* **1982**, *14*, 13-18.
- Atkinson, R.; Aschmann, S. M.; Pitts, J. N., Jr. Rate constants for the gas-phase reactions of the NO_3 radical with a series of organic compounds at 296 ± 2 K. *J. Phys. Chem.* **1988**, *92*, 3454-3457.
- Atkinson, R.; Aschmann, S. M.; Pitts Jr., J. N. Kinetics of the gas-phase reactions of OH radicals with a series of α,β -unsaturated carbonyls at 299 ± 2 K. *Int. J. Chem. Kinet.* **1983**, *15*, 75-81, doi:10.1002/kin.550150108.
- Atkinson, R.; Aschmann, S. M.; Winer, A. M.; Pitts, J. N., Jr. Kinetics of the gas-phase reactions of NO_3 radicals with a series of dialkenes, cycloalkenes, and monoterpenes at 295 ± 1 K. *Environ. Sci. Technol.* **1984**, *18*, 370-375.
- Atkinson, R.; Aschmann, S. M.; Winer, A. M.; Pitts Jr., J. N. Rate constants for the gas-phase reactions of O_3 with a series of carbonyls at 296 K. *Int. J. Chem. Kinet.* **1981**, *13*, 1133-1142, doi:10.1002/kin.550131104.
- Atkinson, R.; Pitts Jr., J. N. Kinetics of the reactions of the OH radical with HCHO and CH_3CHO over the temperature range 299-426°K. *J. Chem. Phys.* **1978**, *68*, 3581-3590.
- Atkinson, R.; Plum, C. N.; Carter, W. P. L.; Winer, A. M.; Pitts, J. N., Jr. Rate constants for the gas-phase reactions of nitrate radicals with a series of organics in air at 298 ± 1 K. *J. Phys. Chem.* **1984**, *88*, 1210-1215.
- Atkinson, R.; Winer, A. M.; Pitts, J. N., Jr. Rate constants for the gas phase reactions of O_3 with the natural hydrocarbons isoprene and α - and β -pinene. *Atmos. Environ.* **1982**, *16*, 1017-1020, doi: 10.1016/004-6981(82)90187-1.

- Audley, G. J.; Baulch, D. L.; Campbell, I. M. Gas-phase reactions of hydroxyl radicals with aldehydes in flowing $\text{H}_2\text{O}_2 + \text{NO}_2 + \text{CO}$ mixtures. *J. Chem. Soc. Faraday Trans. 1* **1981**, *77*, 2541-2549.
- Avery, H. E.; Cvetanovic, R. J. Reaction of oxygen atoms with acetaldehyde. *J. Chem. Phys.* **1965**, *43*, 3727-3733.
- Avramenko, L. I.; Kolesnikova, R. V. A photochemical study of the mechanism of the reaction between oxygen atoms and acetaldehyde. *Bull. Acad. Sci. USSR, Div. Chem. Sci.* **1961**, 1141-1143.
- Avzianova, E. V.; Ariya, P. A. Temperature-dependent kinetic study for ozonolysis of selected tropospheric alkenes. *Int. J. Chem. Kinet.* **2002**, *34*, 678-684, doi:10.1002/kin.10093.
- Azad, K.; Andino, J. M. Products of the gas-phase photooxidation reactions of 1-propanol with OH radicals. *Int. J. Chem. Kinet.* **1999**, *31*, 810-818.
- Bacher, C.; Tyndall, G. S.; Orlando, J. J. The atmospheric chemistry of glycolaldehyde. *J. Atmos. Chem.* **2001**, *39*, 171-189.
- Bahta, A.; Simonaitis, R.; Hecklen, J. Reactions of ozone with olefins: Ethylene, allene, 1,3-butadiene, and *trans*-1,3-pentadiene. *Int. J. Chem. Kinet.* **1984**, *16*, 1227-1246.
- Baldwin, A. C.; Golden, D. M. Reactions of methyl radicals of importance in combustion systems. *Chem. Phys. Lett.* **1978**, *55*, 350-352.
- Balestra-Garcia, C.; Le Bras, G.; MacLeod, H. Kinetic study of the reactions OH + mono-, di-, and trichloroacetaldehyde and acetaldehyde by laser photolysis-resonance fluorescence at 298 K. *J. Phys. Chem.* **1992**, *96*, 3312-3316, doi:10.1021/j100187a026.
- Barker, J. R.; Benson, S. W.; Golden, D. M. The decomposition of dimethyl peroxide and the rate constant for $\text{CH}_3\text{O} + \text{O}_2 \rightarrow \text{CH}_2\text{O} + \text{HO}_2$. *Int. J. Chem. Kinet.* **1977**, *9*, 31-53.
- Barnes, I.; Bastian, V.; Becker, K. H.; Fink, E. H.; Zabel, F. Reactivity studies of organic substances towards hydroxyl radicals under atmospheric conditions. *Atmos. Environ.* **1982**, *16*, 545-550.
- Barnes, I.; Bastian, V.; Becker, K. H.; Tong, Z. Kinetics and products of the reactions of NO_3 with monoalkenes, dialkenes, and monoterpenes. *J. Phys. Chem.* **1990**, *94*, 2413-2419.
- Barnes, I.; Becker, K. H.; Fink, E. H.; Reimer, A.; Zabel, F.; Niki, H. FTIR spectroscopic study of the gas-phase reaction of HO_2 with H_2CO . *Chem. Phys. Lett.* **1985**, *115*, 1-8.
- Basco, N.; Parmar, S. S. Spectra and reactions of acetyl and acetylperoxy radicals. *Int. J. Chem. Kinet.* **1985**, *17*, 891-900.
- Batt, L.; Milne, R. T.; McCulloch, R. D. The gas-phase pyrolysis of alkyl nitrites. V. Methyl nitrite. *Int. J. Chem. Kinet.* **1977**, *9*, 567-587.
- Batt, L.; Robinson, G. N. Reaction of methoxy radicals with oxygen. I. Using dimethyl peroxide as a thermal source of methoxy radicals. *Int. J. Chem. Kinet.* **1979**, *11*, 1045-1053.
- Bauer, D.; Crowley, J. N.; Moortgat, G. K. The UV absorption spectrum of the ethylperoxy radical and its self-reaction kinetics between 218 and 333 K. *J. Photochem. Photobiol. A: Chem.* **1992**, *65*, 329-344.
- Baulch, D. L.; Campbell, I. M.; Saunders, S. M. Rate constants for the reactions of hydroxyl radicals with propane and ethane. *J. Chem. Soc. Faraday Trans. 1* **1985**, *81*, 259-263.
- Becker, K. H.; Bechara, J.; Brockmann, K. J. Studies on the formation of H_2O_2 in the ozonolysis of alkenes. *Atmos. Environ.* **1993**, *27A*, 57-61, doi:10.1016/0960-1686(93)90070-F.
- Becker, K. H.; Wirtz, K. Gas phase reactions of alkyl nitrates with hydroxyl radicals under tropospheric conditions in comparison with photolysis. *J. Atmos. Chem.* **1989**, *9*, 419-433.
- Benter, T.; Schindler, R. N. Absolute rate coefficients for the reaction of NO_3 radicals with simple dienes. *Chem. Phys. Lett.* **1988**, *145*, 67-70.
- Berndt, T.; Böge, O. Gas-phase reaction of NO_3 radicals with isoprene: A kinetic and mechanistic study. *Int. J. Chem. Kinet.* **1997**, *29*, 755-765.
- Berndt, T.; Voightländer, J.; Stratmann, F.; Junninen, H.; Mauldin III, R. L.; Sipilä, M.; Kulmala, M.; Herrmann, H. Competing atmospheric reactions of CH_2OO with SO_2 and water vapour. *Phys. Chem. Chem. Phys.* **2014**, *16*, 19130-19136, doi:10.1039/c4cp02345e.
- Bhaskaran, K. A.; Frank, P.; Just, T. In *12th International Shock Tube Symposium Jerusalem*, 1979.
- Bonard, A.; Daële, V.; Delfau, J.-L.; Vovelle, C. Kinetics of OH radical reactions with methane in the temperature range 295-660 K and with dimethyl ether and methyl-*tert*-butyl ether in the temperature range 295-618 K. *J. Phys. Chem. A* **2002**, *106*, 4384-4389, doi:10.1021/jp012425t.
- Bourmada, N.; Lafage, C.; Devolder, P. Absolute rate constants of the reactions of OH with cyclohexane and ethane at 296 ± 2 K by the discharge flow method. *Chem. Phys. Lett.* **1987**, *136*, 209-214.
- Bozzelli, J. W.; Dean, A. M. Chemical activation analysis of the reaction of C_2H_5 with O_2 . *J. Phys. Chem.* **1990**, *94*, 3313-3317.
- Bradley, J. N.; Hack, W.; Hoyermann, K.; Wagner, H. G. Kinetics of the reaction of hydroxyl radicals with ethylene and with C_3 hydrocarbons. *J. Chem. Soc. Faraday Trans. 1* **1973**, *69*, 1889-1898.
- Bridier, I.; Veyret, B.; Lesclaux, R.; Jenkin, M. E. Flash photolysis study of the UV spectrum and kinetics of reactions of the acetylperoxy radical. *J. Chem. Soc. Faraday Trans.* **1993**, *89*, 2993-2997.

- Brown, J. M.; Thrush, B. A. E.S.R. studies of the reactions of atomic oxygen and hydrogen with simple hydrocarbons. *Trans. Faraday Soc.* **1967**, *63*, 630-642.
- Bunkan, A. J.; Liang, C.-H.; Pilling, M. J.; Nielsen, C. J. Theoretical and experimental study of the OH radical reaction with HCN. *Mol. Phys.* **2013**, *111*, 1589-1598, doi:10.1080/00268976.2013.802036.
- Burrows, J. P.; Tyndall, G. S.; Moortgat, G. K. Absorption spectrum of NO₃ and kinetics of the reactions of NO₃ with NO₂, Cl, and several stable atmospheric species at 298 K. *J. Phys. Chem.* **1985**, *89*, 4848-4856.
- Butkovskaya, N. I.; Kukui, A.; Le Bras, G. Branching fractions for H₂O forming channels of the reaction of OH radicals with acetaldehyde. *J. Phys. Chem. A* **2004**, *108*, 1160-1168, doi:10.1021/jp036740m.
- Butkovskaya, N. I.; Kukui, A.; Pouvesle, N.; Le Bras, G. Rate constant and mechanism of the reaction of OH radicals with acetic acid in the temperature range of 229-300 K. *J. Phys. Chem. A* **2004**, *108*, 7021-7026, doi:10.1021/jp048444v.
- Cadle, R. D.; Powers, J. W. The reaction of O(³P) with acetaldehyde in a fast-flow system. *J. Phys. Chem.* **1967**, *71*, 1702-1706, doi:10.1021/j100865a023.
- Cadle, R. D.; Schadt, C. Kinetics of the gas phase reaction between acetylene and ozone. *J. Chem. Phys.* **1953**, *21*, 163.
- Cameron, M.; Sivakumaran, V.; Dillon, T. J.; Crowley, J. N. Reaction between OH and CH₃CHO. Part 1. Primary product yields of CH₃ (296 K), CH₃CO (296 K), and H (237-296 K). *Phys. Chem. Chem. Phys.* **2002**, *4*, 3628-3638, doi:10.1039/b202586h.
- Campbell, I. M.; McLaughlin, D. F.; Handy, B. J. Rate constants for reactions of hydroxyl radicals with alcohol vapours at 292 K. *Chem. Phys. Lett.* **1976**, *38*, 362-364.
- Campuzano-Jost, P.; Williams, M. B.; D'Ottone, L.; Hynes, A. J. Kinetics of the OH-initiated oxidation of isoprene. *Geophys. Res. Lett.* **2000**, *27*, 693-696.
- Campuzano-Jost, P.; Williams, M. B.; D'Ottone, L.; Hynes, A. J. Kinetics and mechanism of the reaction of the hydroxyl radical with *h*₈-isoprene and *d*₈-isoprene: Isoprene absorption cross sections, rate coefficients, and the mechanism of hydroperoxyl radical production. *J. Phys. Chem. A* **2004**, *108*, 1537-1551, doi:10.1021/jp0363601.
- Canosa-Mas, C. E.; Carr, S.; King, M. D.; Shallcross, D. E.; Thompson, K. C.; Wayne, R. P. A kinetic study of the reactions of NO₃ with methyl vinyl ketone, methacrolein, acrolein, methyl acrylate and methyl methacrylate. *Phys. Chem. Chem. Phys.* **1999**, *1*, 4195-4202, doi:10.1039/a904613e.
- Cantrell, C. A.; Davidson, J. A.; Busarow, K. L.; Calvert, J. G. The CH₃CHO-NO₃ reaction and possible nighttime PAN generation. *J. Geophys. Res.* **1986**, *91*, 5347-5353.
- Cantrell, C. A.; Shetter, R. E.; McDaniel, A. J.; Calvert, J. G.; Davidson, J. A.; Lowe, D. C.; Tyler, S. C.; Cicerone, R. J.; Greenberg, J. P. Carbon kinetic isotope effect in the oxidation of methane by the hydroxyl radical. *J. Geophys. Res.* **1990**, *95*, 22455-22462.
- Cantrell, C. A.; Stockwell, W. R.; Anderson, L. G.; Busarow, K. L.; Perner, D.; Schmeltekopf, A.; Calvert, J. G.; Johnston, H. S. Kinetic study of the NO₃-CH₂O reaction and its possible role in nighttime tropospheric chemistry. *J. Phys. Chem.* **1985**, *89*, 139-146, doi:10.1021/j100247a031.
- Carr, S. A.; Baeza-Romero, M. T.; Blitz, M. A.; Price, B. J. S.; Seakins, P. W. Ketone photolysis in the presence of oxygen: A useful source of OH for flash photolysis kinetics experiments. *Int. J. Chem. Kinet.* **2008**, *40*, 504-514, doi:10.1002/kin.20330.
- Cattell, F. C.; Cavanagh, J.; Cox, R. A.; Jenkin, M. E. A kinetics study of reactions of HO₂ and C₂H₅O₂ using diode laser absorption spectroscopy. *J. Chem. Soc. Faraday Trans. 2* **1986**, *82*, 1999-2018.
- Cavalli, F.; Glasius, M.; Hjorth, J.; Rindone, B.; Jensen, N. R. Atmospheric lifetimes, infrared spectra and degradation products of a series of hydrofluoroethers. *Atmos. Environ.* **1998**, *32*, 3767-3773.
- Chang, J. S.; Barker, J. R. Reaction rate and products for the reaction O(³P) + H₂CO. *J. Phys. Chem.* **1979**, *83*, 3059-3064, doi:10.1021/j100487a001.
- Chao, W.; Hsieh, J.-T.; Chang, C.-H.; Lin, J. J.-M. Direct kinetic measurement of the reaction of the simplest Criegee intermediate with water vapor. *Science* **2015**, *347*, 751-754, doi:10.1126/science.1261549.
- Cheema, S. A.; Holbrook, K. A.; Oldershaw, G. A.; Walker, R. W. Kinetics and mechanism associated with the reactions of hydroxyl radicals and of chlorine atoms with 1-propanol under near-tropospheric conditions between 273 and 343 K. *Int. J. Chem. Kinet.* **2002**, *34*, 110-121, doi:10.1002/kin.10027.
- Chew, A. A.; Atkinson, R.; Aschmann, S. M. Kinetics of the gas-phase reactions of NO₃ radicals with a series of alcohols, glycol ethers, ethers and chloroalkanes. *J. Chem. Soc. Faraday Trans.* **1998**, *94*, 1083-1089, doi:10.1039/a708183i.
- Chiorboli, C.; Bignozzi, C. A.; Maldotti, A.; Giardini, P. F.; Rossi, A.; Carassiti, V. Rate constants for the gas-phase reactions of OH radicals with β-dimethylstyrene and acetone. Mechanism of β-dimethylstyrene NO_x - air photooxidation. *Int. J. Chem. Kinet.* **1983**, *15*, 579-586.

- Chuong, B.; Stevens, P. S. Kinetic study of the OH + isoprene and OH + ethylene reactions between 2 and 6 Torr and over the temperature range 300–423 K. *J. Phys. Chem. A* **2000**, *104*, 5230–5237, doi:10.1021/jp993613a.
- Chuong, B.; Stevens, P. S. Kinetics of the OH + methyl vinyl ketone and OH + methacrolein reactions at low pressure. *J. Phys. Chem. A* **2003**, *107*, 2185–2191, doi:10.1021/jp026036q.
- Chuong, B.; Stevens, P. S. Measurements of the kinetics of the OH-initiated oxidation of methyl vinyl ketone and methacrolein. *Int. J. Chem. Kinet.* **2004**, *36*, 12–25, doi:10.1002/kin.10167.
- Clarke, J. S.; Kroll, J. H.; Donahue, N. M.; Anderson, J. G. Testing frontier orbital control: Kinetics of OH with ethane, propane, and cyclopropane from 180 to 360 K. *J. Phys. Chem. A* **1998**, *102*, 9847–9857.
- Cox, R. A.; Derwent, R. G.; Kearsley, S. V.; Batt, L.; Patrick, K. G. Photolysis of methyl nitrite: Kinetics of the reaction of the methoxy radical with O₂. *J. Photochem.* **1980**, *13*, 149–163.
- Cox, R. A.; Derwent, R. G.; Williams, M. R. Atmospheric photooxidation reactions. Rates, reactivity, and mechanism for reaction of organic compounds with hydroxyl radicals. *Environ. Sci. Technol.* **1980**, *14*, 57–61.
- Cox, R. A.; Penkett, S. A. Aerosol formation from sulphur dioxide in the presence of ozone and olefinic hydrocarbons. *J. Chem. Soc. Faraday Trans. 1* **1972**, *68*, 1735–1753.
- Crawford, M. A.; Wallington, T. J.; Szente, J. J.; Maricq, M. M.; Francisco, J. S. Kinetics and mechanism of the acetylperoxy + HO₂ reaction. *J. Phys. Chem. A* **1999**, *103*, 365–378.
- Crehuet, R.; Anglada, J. M.; Bofill, J. M. Tropospheric formation of hydroxymethyl hydroperoxide, formic acid, H₂O₂, and OH from carbonyl oxide in the presence of water vapor: A theoretical study of the reaction mechanism. *Chem. Eur. J.* **2001**, *7*, 2227–2235, doi:10.1002/1521-3765(2001051817:10<2227::AID-CHEM2227>3.0.CO;2-O.
- Crouse, J. D.; Knap, H. C.; Ørnso, K. B.; Jørgensen, S.; Paulot, F.; Kjaergaard, H. G.; Wennberg, P. O. Atmospheric fate of methacrolein. 1. Peroxy radical isomerization following addition of OH and O₂. *J. Phys. Chem. A* **2012**, *116*, 5756–5762, doi:10.1021/jp211560u.
- Crowley, J. N.; Campuzano-Jost, P.; Moortgat, G. K. Temperature dependent rate constants for the gas-phase reaction between OH and CH₃OCl. *J. Phys. Chem.* **1996**, *100*, 3601–3606.
- Crunaire, S.; Tarmoul, J.; Fittschen, C.; Tomas, A.; Lemoine, B.; Coddeville, P. Use of cw-CRDS for studying the atmospheric oxidation of acetic acid in a simulation chamber. *Appl. Phys. B* **2006**, *85*, 467–476, doi:10.1007/s00340-006-2319-6.
- D'Anna, B.; Andresen, O.; Gefen, Z.; Nielsen, C. J. Kinetic study of OH and NO₃ radical reactions with 14 aliphatic aldehydes. *Phys. Chem. Chem. Phys.* **2001**, *3*, 3057–3063, doi:10.1039/b103623h.
- da Silva, G. Reaction of methacrolein with the hydroxyl radical in air: Incorporation of secondary O₂ addition into the MACR + OH master equation. *J. Phys. Chem. A* **2012**, *116*, 5317–5324, doi:10.1021/jp303806w.
- Daële, V.; Ray, A.; Vassalli, I.; Poulet, G.; Le Bras, G. Kinetic study of reactions of C₂H₅O and C₂H₅O₂ with NO at 298 K and 0.55 – 2 torr. *Int. J. Chem. Kinet.* **1995**, *27*, 1121–1133.
- Dagaut, P.; Wallington, T. J.; Kurylo, M. J. Flash photolysis kinetic absorption spectroscopy study of the gas-phase reaction HO₂ + C₂H₅O₂ over the temperature range 228–380 K. *J. Phys. Chem.* **1988**, *92*, 3836–3839, doi:10.1021/j100324a031.
- Dagaut, P.; Wallington, T. J.; Kurylo, M. J. Temperature dependence of the rate constant for the HO₂ + CH₃O₂ gas-phase reaction. *J. Phys. Chem.* **1988**, *92*, 3833–3836, doi:10.1021/j100324a030.
- Dagaut, P.; Wallington, T. J.; Liu, R.; Kurylo, M. J. The gas phase reactions of hydroxyl radicals with a series of carboxylic acids over the temperature range 240–440 K. *Int. J. Chem. Kinet.* **1988**, *20*, 331–338.
- Davidson, J. A.; Cantrell, C. A.; Tyler, S. C.; Shetter, R. E.; Cicerone, R. J.; Calvert, J. G. Carbon kinetic isotope effect in the reaction of CH₄ with HO. *J. Geophys. Res.* **1987**, *92*, 2195–2199.
- Davies, P. B.; Thrush, B. A. Reactions of oxygen atoms with hydrogen cyanide, cyanogen chloride and cyanogen bromide. *Trans. Faraday Soc.* **1968**, *64*, 1836–1843.
- De Smedt, F.; Bui, X. V.; Nguyen, T. L.; Peeters, J.; Vereecken, L. Theoretical and experimental study of the product branching in the reaction of acetic acid with OH radicals. *J. Phys. Chem. A* **2005**, *109*, 2401–2409, doi:10.1021/jp044679v.
- DeMore, W. B. Arrhenius constants for the reactions of ozone with ethylene and acetylene. *Int. J. Chem. Kinet.* **1969**, *1*, 209–220.
- DeMore, W. B. Rates and mechanism of alkyne ozonation. *Int. J. Chem. Kinet.* **1971**, *3*, 161–173.
- DeMore, W. B. Rate constant ratio for the reaction of OH with CH₃D and CH₄. *J. Phys. Chem.* **1993**, *97*, 8564–8566.
- DeMore, W. B.; Bayes, K. D. Rate constants for the reactions of hydroxyl radical with several alkanes, cycloalkanes, and dimethyl ether. *J. Phys. Chem. A* **1999**, *103*, 2649–2654.
- DeMore, W. B.; Lin, C.-L. Intermediates in the ozonation of simple alkynes. *J. Org. Chem.* **1973**, *38*, 985–989.
- Dillon, T. J.; Hölscher, D.; Sivakumaran, V.; Horowitz, A.; Crowley, J. N. Kinetics of the reactions of HO with methanol (210–351 K) and with ethanol (216–368 K). *Phys. Chem. Chem. Phys.* **2005**, *7*, 349–355, doi:10.1039/b413961e.

- Dlugokencky, E. J.; Howard, C. J. Studies of NO₃ radical reactions with some atmospheric organic compounds at low pressures. *J. Phys. Chem.* **1989**, *93*, 1091-1096.
- Dóbbé, S.; Khachatryan, L. A.; Bérces, T. Kinetics of reactions of hydroxyl radicals with a series of aliphatic aldehydes. *Ber. Bunsenges. Phys. Chem.* **1989**, *93*, 847-852.
- Dóbbé, S.; Temps, F.; Böhländ, T.; Wagner, H. G. The reaction of CH₂OH radicals with O₂ studied by laser magnetic resonance technique. *Z. Naturforsch.* **1985**, *40a*, 1289-1298.
- Dóbbé, S.; Turányi, T.; Iogansen, A. A.; Bérces, T. Rate constants of the reactions of OH radicals with cyclopropane and cyclobutane. *Int. J. Chem. Kinet.* **1992**, *24*, 191-198.
- Donahue, N. M.; Anderson, J. G.; Demerjian, K. L. New rate constants for ten OH alkane reactions from 300 to 400 K: An assessment of accuracy. *J. Phys. Chem. A* **1998**, *102*, 3121-3126.
- Donahue, N. M.; Clarke, J. S. Fitting multiple datasets in kinetics: *n*-butane + OH → products. *Int. J. Chem. Kinet.* **2004**, *36*, 259-272, doi:10.1002/kin.10194.
- Donahue, N. M.; Kroll, J. H.; Anderson, J. G.; Demerjian, K. L. Direct observation of OH production from the ozonolysis of olefins *Geophys. Res. Lett.* **1998**, *25*, 59-62.
- Droege, A. T.; Tully, F. P. Hydrogen-atom abstraction from alkanes by OH. 3. Propane. *J. Phys. Chem.* **1986**, *90*, 1949-1954, doi:10.1021/j100400a042.
- Dunlop, J. R.; Tully, F. P. Catalytic dehydration of alcohols by OH. 2-propanol: An intermediate case. *J. Phys. Chem.* **1993**, *97*, 6457-6464.
- Dunlop, J. R.; Tully, F. P. A kinetic study of OH radical reactions with methane and perdeuterated methane. *J. Phys. Chem.* **1993**, *97*, 11148-11150.
- Eberhard, J.; Howard, C. J. Temperature-dependent kinetics studies of the reactions of C₂H₅O₂ and *n*-C₃H₇O₂ radicals with NO. *Int. J. Chem. Kinet.* **1996**, *28*, 731-740.
- Edney, E. O.; Kleindienst, T. E.; Corse, E. W. Room temperature rate constants for the reaction of OH with selected chlorinated and oxygenated hydrocarbons. *Int. J. Chem. Kinet.* **1986**, *18*, 1355-1371, doi:10.1002/kin.550181207.
- Ellermann, T.; Nielsen, O. J.; Skov, H. Absolute rate constants for the reaction of NO₃ radicals with a series of dienes at 295 K. *Chem. Phys. Lett.* **1992**, *200*, 224-229.
- Elrod, M. J.; Ranschaert, D. L.; Schneider, N. J. Direct kinetics study of the temperature dependence of the CH₂O branching channel for the CH₃O₂ + HO₂ Reaction. *Int. J. Chem. Kinet.* **2001**, *33*, 363-376.
- Fenter, F. F.; Catoire, V.; Lesclaux, R.; Lightfoot, P. D. The ethylperoxy radical: Its ultraviolet spectrum, self-reaction, and reaction with HO₂, each studied as a function of temperature. *J. Phys. Chem.* **1993**, *97*, 3530-3538.
- Finlayson-Pitts, B. J.; Hernandez, S. K.; Berko, H. N. A new dark source of the gaseous hydroxyl radical for the relative rate measurements. *J. Phys. Chem.* **1993**, *97*, 1172-1177.
- Fritz, B.; Lorenz, K.; Steinert, W.; Zellner, R. Rate of oxidation of HCN by OH radicals at lower temperatures. *Oxidation Communications* **1984**, *6*, 363-370.
- Frost, M. J.; Smith, I. W. M. Rate Constants for the reactions of CH₃O and C₂H₅O with NO over a range of temperature and total pressure. *J. Chem. Soc. Faraday Trans.* **1990**, *86*, 1757-1762.
- Gaffney, J. S.; Fajer, R.; Senum, G. I.; Lee, J. H. Measurement of the reactivity of OH with methyl nitrate: Implications for prediction of alkyl nitrate-OH reaction rates. *Int. J. Chem. Kinet.* **1986**, *18*, 399-407.
- Galano, A. Mechanism of OH radical reactions with HCN and CH₃CN: OH regeneration in the presence of O₂. *J. Phys. Chem. A* **2007**, *111*, 5086-5091, doi:10.1021/jp0708345.
- Gierczak, T.; Burkholder, J. B.; Talukdar, R. K.; Mellouki, A.; Barone, S. B.; Ravishankara, A. R. Atmospheric fate of methyl vinyl ketone and methacrolein. *J. Photochem. Photobiol. A: Chem.* **1997**, *110*, 1-10, doi:10.1016/S1010-6030(97)00159-7.
- Gierczak, T.; Gilles, M. K.; Bauerle, S.; Ravishankara, A. R. Reaction of hydroxyl radical with acetone. 1. Kinetics of the reactions of OH, OD, and ¹⁸OH with acetone and acetone-*d*₆. *J. Phys. Chem. A* **2003**, *107*, 5014-5020, doi:10.1021/jp027301a.
- Gierczak, T.; Talukdar, R. K.; Herndon, S. C.; Vaghjiani, G. L.; Ravishankara, A. R. Rate coefficient for the reaction of hydroxyl radicals with methane and deuterated methanes. *J. Phys. Chem. A* **1997**, *101*, 3125-3134.
- Gill, K. J.; Hites, R. A. Rate constants for the gas-phase reactions of the hydroxyl radical with isoprene, α - and β -pinene, and limonene as a function of temperature. *J. Phys. Chem. A* **2002**, *106*, 2538-2544, doi:10.1021/jp013532q.
- Gill, R. J.; Johnson, W. D.; Atkinson, G. H. The formation and decay mechanisms of HCO in the photodissociation of gas phase acetaldehyde. *Chem. Phys.* **1981**, *58*, 29-44.
- Gordon, S.; Mulac, W. A. Reaction of the OH(X²Π) radical produced by the pulse radiolysis of water vapor. *Int. J. Chem. Kinet.* **1975**, *Symp. 1*, 289-299.
- Greene, C. R.; Atkinson, R. Rate constants for the gas-phase reactions of O₃ with a series of alkenes at 296 ± 2 K. *Int. J. Chem. Kinet.* **1992**, *24*, 803-811.

- Greenhill, P. G.; O'Grady, B. V. The rate constant of the reaction of hydroxyl radicals with methanol, ethanol and (D₃)methanol. *Aust. J. Chem.* **1986**, *39*, 1775-1787.
- Greiner, N. R. Hydroxyl-radical kinetics by kinetic spectroscopy. II. Reactions with C₂H₆, C₃H₈, and *iso*-C₄H₁₀ at 300°K. *J. Chem. Phys.* **1967**, *46*, 3389-3392, doi:10.1063/1.1841228.
- Greiner, N. R. Hydroxyl radical kinetics by kinetic spectroscopy. VII. The reaction with ethylene in the range 300-500 °K. *J. Chem. Phys.* **1970**, *53*, 1284-1285.
- Grimsrud, E. P.; Westberg, H. H.; Rasmussen, R. A. Atmospheric reactivity of monoterpene hydrocarbons, NO_x photooxidation and ozonolysis. *Int. J. Chem. Kinet.* **1975**, *Symp 1*, 183-195.
- Grosjean, D.; Williams, E. L., II; Grosjean, E. Atmospheric chemistry of isoprene and of its carbonyl products. *Environ. Sci. Technol.* **1993**, *27*, 830-840.
- Grosjean, E.; Grosjean, D. Rate constants for the gas-phase reaction of ozone with 1,1-disubstituted alkenes. *Int. J. Chem. Kinet.* **1996**, *28*, 911-918.
- Grosjean, E.; Grosjean, D. Rate constants for the gas-phase reaction of ozone with unsaturated oxygenates. *Int. J. Chem. Kinet.* **1998**, *30*, 21-29.
- Grotheer, H.-H.; Riekert, G.; Meier, U.; Just, T. Kinetics of the reactions of CH₂OH radicals with O₂ and HO₂. *Ber. Bunsenges. Phys. Chem.* **1985**, *89*, 187-191.
- Grotheer, H. H.; Riekert, G.; Walter, D.; Just, T. Non-Arrhenius behavior of the reaction of hydroxymethyl radicals with molecular oxygen. *J. Phys. Chem.* **1988**, *92*, 4028-4030, doi:10.1021/j100325a007.
- Gutbrod, R.; Kraka, E.; Schindler, R. N.; Cremer, D. Kinetic and theoretical investigation of the gas-phase ozonolysis of isoprene: Carbonyl oxides as an important source for OH radicals in the atmosphere. *J. Am. Chem. Soc.* **1997**, *119*, 7330-7342.
- Gutbrod, R.; Meyer, S.; Rahman, M. M.; Schindler, R. N. On the use of CO as scavenger for OH radicals in the ozonolysis of simple alkenes and isoprene. *Int. J. Chem. Kinet.* **1997**, *29*, 717-723.
- Gutman, D.; Sanders, N.; Butler, J. E. Kinetics of the reactions of methoxy and ethoxy radicals with oxygen. *J. Phys. Chem.* **1982**, *86*, 66-70, doi:10.1021/j100390a013.
- Hägele, J.; Lorenz, K.; Rhäsa, D.; Zellner, R. Rate constants and CH₃O product yield of the reaction OH + CH₃OH → products. *Ber. Bunsenges. Phys. Chem.* **1983**, *87*, 1023-1026.
- Harris, G. W.; Kleindienst, T. E.; Pitts, J. N., Jr. Rate constants for the reaction of OH radicals with CH₃CN, C₂H₃CN and CH₂=CH-CN in the temperature range 298-424 K. *Chem. Phys. Lett.* **1981**, *80*, 479-483.
- Hartmann, D.; Karthäuser, J.; Sawerysyn, J. P.; Zellner, R. Kinetics and HO₂ yield of the reaction C₂H₅O + O₂ between 295 and 411 K. *Ber. Bunsenges. Phys. Chem.* **1990**, *94*, 639-645.
- Heathfield, A. E.; Anastasi, C.; Pagsberg, P.; McCulloch, A. Atmospheric lifetimes of selected fluorinated ether compounds. *Atmos. Environ.* **1998**, *32*, 711-717.
- Henon, E.; Canneaux, S.; Bohr, F.; Dobe, S. Features of the potential energy surface for the reaction of OH radical with acetone. *Phys. Chem. Chem. Phys.* **2003**, *5*, 333-341, doi:10.1039/b210247c.
- Herron, J. T.; Huie, R. E. Rate constants for the reactions of ozone with ethene and propene, from 235.0 to 362.0 K. *J. Phys. Chem.* **1974**, *78*, 2085-2088.
- Herron, J. T.; Penzhorn, R. D. Mass spectrometric study of the reactions of atomic oxygen with ethylene and formaldehyde. *J. Phys. Chem.* **1969**, *73*, 191-196, doi:10.1021/j100721a031.
- Hess, W. P.; Tully, F. P. Catalytic conversion of alcohols to alkenes by OH. *Chem. Phys. Lett.* **1988**, *152*, 183-189.
- Hess, W. P.; Tully, F. P. Hydrogen-atom abstraction from methanol by OH. *J. Phys. Chem.* **1989**, *93*, 1944-1947, doi:10.1021/j100342a049.
- Hites, R. A.; Turner, A. M. Rate constants for the gas-phase β-myrcene + OH and isoprene + OH reactions as a function of temperature. *Int. J. Chem. Kinet.* **2009**, *41*, 407-413, doi:10.1002/kin.20413.
- Hjorth, J.; Ottobriani, G.; Restelli, G. Reaction of the NO₃ radical with CO: Determination of an upper limit for the rate constant using FTIR spectroscopy. *Int. J. Chem. Kinet.* **1986**, *18*, 819-827.
- Hjorth, J.; Ottobriani, G.; Restelli, G. Reaction between NO₃ and CH₂O in air: A determination of the rate constant at 295 ± 2 K. *J. Phys. Chem.* **1988**, *92*, 2669-2672, doi:10.1021/j100320a053.
- Holloway, A.-L.; Treacy, J.; Sidebottom, H.; Mellouki, A.; Daële, V.; Le Bras, G.; Barnes, I. Rate coefficients for the reactions of OH radicals with the keto/enol tautomers of 2,4-pentanedione and 3-methyl-2,4-pentanedione, allyl alcohol and methyl vinyl ketone using the enols and methyl nitrite as photolytic sources of OH. *J. Photochem. Photobiol. A Chem.* **2005**, *176*, 183-190, doi:10.1016/j.photochem.2005.08.031.
- Horie, O.; Moortgat, G. K. Reactions of CH₃C(O)O₂ radicals with CH₃O₂ and HO₂ between 263 and 333 K. A product study. *J. Chem. Soc. Faraday Trans.* **1992**, *88*, 3305-3312.
- Horne, D. G.; Norrish, R. G. W. Rate of H-abstraction by OH from hydrocarbons. *Nature (London)* **1967**, *215*, 1373-1374.
- Horowitz, A.; Su, F.; Calvert, J. G. Unusual H₂-forming chain reaction in the 3130-Å photolysis of formaldehyde-oxygen mixtures at 25°C. *Int. J. Chem. Kinet.* **1978**, *10*, 1099-1117.
- Howard, C. J.; Evenson, K. M. Rate constants for the reactions of OH with ethane and some halogen substituted ethanes at 296 K. *J. Chem. Phys.* **1976**, *64*, 4303-4306.

- Hoyerermann, K.; Wagner, H. G.; Wolfrum, J. Untersuchung der reaktionen von C₂H₂ mit H- und O-atomen mittels elektronen-spin-resonanz. *Z. Phys. Chem.* **1967**, *55*, 72-78.
- Hoyerermann, K.; Wagner, H. G.; Wolfrum, J. O + C₂H₂ → CO + CH₂ reaction. *Z. Phys. Chem.* **1969**, *63*, 193-196.
- Hsin, H. Y.; Elrod, M. J. Overall rate constant measurements of the reaction of hydroxy- and chloroalkylperoxy radicals derived from methacrolein and methyl vinyl ketone with nitric oxide. *J. Phys. Chem. A* **2007**, *111*, 613-619, doi:10.1021/jp0665574.
- Hsu, C.-C.; Mebel, A. M.; Lin, M. C. *Ab initio* molecular orbital study of the HCO + O₂ reaction: Direct versus indirect abstraction channels. *J. Chem. Phys.* **1996**, *105*, 2346-2352.
- Huang, Y.-w.; Dransfield, T. J.; Anderson, J. G. Experimental evidence for the pressure dependence of the reaction rate constant between acetic acid and hydroxyl radicals. *J. Phys. Chem. A* **2010**, *114*, 11538-11544, doi:10.1021/jp106446q.
- Huang, Y.-w.; Dransfield, T. J.; Miller, J. D.; Rojas, R. D.; Castillo, X. G.; Anderson, J. G. Experimental study of the kinetics of the reaction of acetic acid with hydroxyl radicals from 255 to 355 K. *J. Phys. Chem. A* **2009**, *113*, 423-430, doi:10.1021/jp808627w.
- Hunziker, H. E.; Knepe, H.; Wendt, H. R. Photochemical modulation spectroscopy of oxygen atom reactions with olefins. *J. Photochem.* **1981**, *17*, 377-387.
- Hynes, A. J.; Wine, P. H. Kinetics and mechanism of the reaction of hydroxyl radicals with acetonitrile under atmospheric conditions. *J. Phys. Chem.* **1991**, *95*, 1232-1240.
- Iida, Y.; Obi, K.; Imamura, T. Rate constant for the reaction of OH radicals with isoprene at 298 ± 2K. *Chem. Lett.* **2002**, *31*, 792-793.
- Inoue, G.; Akimoto, H. Laser-induced fluorescence of the C₂H₃O radical. *J. Chem. Phys.* **1981**, *74*, 425-433.
- James, G. S.; Glass, G. P. Some aspects of acetylene oxidation. *J. Chem. Phys.* **1970**, *50*, 2268-2269.
- Japar, S. M.; Wu, C. H.; Niki, H. Rate constants for the reaction of ozone with olefins in the gas phase. *J. Phys. Chem.* **1974**, *78*, 2318-2320.
- Japar, S. M.; Wu, C. H.; Niki, H. Effect of molecular oxygen on the gas phase kinetics of the ozonolysis of olefins. *J. Phys. Chem.* **1976**, *80*, 2057-2062.
- Jenkin, M. E.; Cox, R. A.; Emrich, M.; Moortgat, G. K. Mechanisms of the Cl-atom-initiated oxidation of acetone and hydroxyacetone in air. *J. Chem. Soc. Faraday Trans.* **1993**, *89*, 2983-2991.
- Jeong, K. M.; Hsu, K. J.; Jeffries, J. B.; Kaufman, F. Kinetics of the reactions of OH with C₂H₆, CH₃CCl₃, CH₂ClCHCl₂, CH₂ClCClF₂, and CH₂FCF₃. *J. Phys. Chem.* **1984**, *88*, 1222-1226, doi:10.1021/j150650a041.
- Jiménez, E.; Gilles, M. K.; Ravishankara, A. R. Kinetics of the reactions of hydroxyl radical with CH₃OH and C₂H₅OH between 235 and 360 K. *J. Photochem. Photobiol. A: Chem.* **2003**, *157*, 237-245, doi:10.1016/S1010-6030(03)00073-X.
- Johnson, D.; Marston, G. The gas-phase ozonolysis of unsaturated volatile organic compounds in the troposphere. *Chem. Soc. Rev.* **2008**, *37*, 699-716, doi:10.1039/b704260b.
- Jolly, G. S.; McKenney, D. J.; Singleton, D. L.; Paraskevopoulos, G.; Bossard, A. R. Rate constant and mechanism for the reaction of hydroxyl radical with formic acid. *J. Phys. Chem.* **1986**, *90*, 6557-6562, doi:10.1021/j100282a028.
- Kaiser, E. W.; Lorkovic, I. M.; Wallington, T. J. Pressure dependence of the C₂H₄ yield from the reaction C₂H₅ + O₂. *J. Phys. Chem.* **1990**, *94*, 3352-3354.
- Kakesu, M.; Bandow, H.; Takenaka, N.; Maeda, Y.; Washida, N. Kinetic measurements of methyl and ethyl nitrate reactions with OH radicals. *Int. J. Chem. Kinet.* **1997**, *29*, 933-941.
- Kamens, R. M.; Gery, M. W.; Jeffries, H. E.; Jackson, M.; Cole, E. I. Ozone-isoprene reactions: Product formation and aerosol potential. *Int. J. Chem. Kinet.* **1982**, *14*, 955-975, doi:10.1002/kin.550140902.
- Kan, C. S.; Calvert, J. G.; Shaw, J. H. Oxidation of sulfur dioxide by methylperoxy radicals. *J. Phys. Chem.* **1981**, *85*, 1126-1132, doi:10.1021/j150609a011.
- Karl, M.; Brauers, T.; Dorn, H.-P.; Holland, F.; Komenda, M.; Poppe, D.; Rohrer, F.; Rupp, L.; Schaub, A.; Wahner, A. Kinetic Study of the OH-isoprene and O₃-isoprene reaction in the atmosphere simulation chamber, SAPHIR. *Geophys. Res. Lett.* **2004**, *31*, L05117, doi:10.1029/2003GL019189.
- Kerr, J. A.; Sheppard, D. W. Kinetics of the reactions of hydroxyl radicals with aldehydes studied under atmospheric conditions. *Environ. Sci. Technol.* **1981**, *15*, 960-963.
- Kerr, J. A.; Stocker, D. W. Kinetics of the reactions of hydroxyl radicals with alkyl nitrates and with some oxygen-containing organic compounds studied under simulated atmospheric conditions. *J. Atmos. Chem.* **1986**, *4*, 253-262.
- Khamaganov, V. G.; Bui, V. X.; Carl, S. A.; Peeters, J. Absolute rate coefficient of the OH + CH₃C(O)OH reaction at T = 287-802 K. The two faces of pre-reactive H-bonding. *J. Phys. Chem. A* **2006**, *110*, 12852-12859, doi:10.1021/jp0649221.
- Khamaganov, V. G.; Hites, R. A. Rate constants for the gas-phase reactions of ozone with isoprene, α- and β-pinene, and limonene as a function of temperature. *J. Phys. Chem. A* **2001**, *105*, 815-822, doi:10.1021/jp002730z.

- Klais, O.; Anderson, P. C.; Laufer, A. H.; Kurylo, M. J. An upper limit for the rate constant of the bimolecular reaction $\text{CH}_3 + \text{O}_2 \rightarrow \text{OH} + \text{H}_2\text{CO}$ at 368 K. *Chem. Phys. Lett.* **1979**, *66*, 598-601.
- Klawatsch-Carrasco, N.; Doussin, J. F.; Carlier, P. Absolute rate constants for the gas-phase ozonolysis of isoprene and methylbutenol. *Int. J. Chem. Kinet.* **2004**, *36*, 152-156, doi:10.1002/kin.10175.
- Kleindienst, T. E.; Harris, G. W.; Pitts, J. N., Jr. Rates and temperature dependences of the reaction of OH with isoprene, its oxidation products, and selected terpenes. *Environ. Sci. Technol.* **1982**, *16*, 844-846, doi:10.1021/es00106a004.
- Kleinerhmanns, K.; Luntz, A. C. Laser-induced fluorescence of CH_2CHO produced in the crossed molecular beam reactions of $\text{O}(^3\text{P})$ with olefins. *J. Phys. Chem.* **1981**, *85*, 1966-1968, doi:10.1021/j150614a003.
- Klemm, R. B. Absolute rate parameters for the reactions of formaldehyde with O atoms and H atoms over the temperature range 250-500 K. *J. Chem. Phys.* **1979**, *71*, 1987-1993.
- Klemm, R. B.; Skolnik, E. G.; Michael, J. V. Absolute rate parameters for the reaction of $\text{O}(^3\text{P})$ with H_2CO over the temperature range 250 to 750 K. *J. Chem. Phys.* **1980**, *72*, 1256-1264.
- Klopffer, W.; Frank, R.; Kohl, E. G.; Haag, F. Quantitative erfassung der photochemischen transformationsprozesse in der troposphäre. *Chemiker-Zeitung* **1986**, *110*, 57-61.
- Kovács, G.; Szász-Vadász, T.; Papadimitriou, V. C.; Dóbbé, S.; Bérces, T.; Márta, F. Absolute rate constants for the reactions of OH radicals with $\text{CH}_3\text{CH}_2\text{OH}$, $\text{CF}_2\text{HCH}_2\text{OH}$ and $\text{CF}_3\text{CH}_2\text{OH}$. *React. Kinet. Catal. Lett.* **2005**, *87*, 129-138.
- Kozlov, S. N.; Orkin, V. L.; Huie, R. E.; Kurylo, M. J. OH reactivity and UV spectra of propane, n-propyl bromide, and isopropyl bromide. *J. Phys. Chem. A* **2003**, *107*, 1333-1338, doi:10.1021/jp021806j.
- Kurylo, M. J.; Knable, G. L. A kinetics investigation of the gas-phase reactions of $\text{Cl}(^2\text{P})$ and $\text{OH}(X^2\Pi)$ with CH_3CN : Atmospheric significance and evidence for decreased reactivity between strong electrophiles. *J. Phys. Chem.* **1984**, *88*, 3305-3308, doi:10.1021/j150659a033.
- Kuwata, K. T.; Hermes, M. R.; Carlson, J.; Zogg, C. K. Computational studies of the isomerization and hydration reactions of acetaldehyde oxide and methyl vinyl carbonyl oxide. *J. Phys. Chem. A* **2010**, *114*, 9192-9204, doi:10.1021/jp105358v.
- Kwok, E. S. C.; Aschmann, S. M.; Arey, J.; Atkinson, R. Product formation from the reaction of the NO_3 radical with isoprene and rate constants for the reactions of methacrolein and methyl vinyl ketone with the NO_3 radical. *Int. J. Chem. Kinet.* **1996**, *28*, 925-934.
- Langford, A. O.; Moore, C. B. Collision complex formation in the reactions of formyl radicals with nitric oxide and oxygen. *J. Chem. Phys.* **1984**, *80*, 4211-4221.
- Le Calve, S.; Hitier, D.; Le Bras, G.; Mellouki, A. Kinetic studies of OH reactions with a series of ketones. *J. Phys. Chem. A* **1998**, *102*, 4579-4584.
- Lee, J. H.; Tang, I. N. Absolute rate constants for the hydroxyl radical reactions with ethane, furan, and thiophene at room temperature. *J. Chem. Phys.* **1982**, *77*, 4459-4463.
- Leu, M. T. Rate constant for the reaction $\text{HO}_2 + \text{NO} \rightarrow \text{OH} + \text{NO}_2$. *J. Chem. Phys.* **1979**, *70*, 1662-1666.
- Lewin, A. G.; Johnson, D.; Price, D. W.; Marston, G. Aspects of the kinetics and mechanism of the gas-phase reactions of ozone with conjugated dienes. *Phys. Chem. Chem. Phys.* **2001**, *3*, 1253-1261, doi:10.1039/b010006o.
- Lewis, T. R.; Blitz, M. A.; Heard, D. E.; Seakins, P. W. Direct evidence for a substantive reaction between the Criegee intermediate, CH_2OO , and the water vapour dimer. *Phys. Chem. Chem. Phys.* **2015**, *17*, 4859-4863, doi:10.1039/c4cp04750h.
- Li, Q.; Osborne, M. C.; Smith, I. W. M. Rate constants for the reactions of Cl atoms with HCOOH and with HOCO radicals. *Int. J. Chem. Kinet.* **2000**, *32*, 85-91.
- Lightfoot, P. D.; Cox, R. A.; Crowley, J. N.; Destriau, M.; Hayman, G. D.; Jenkin, M. E.; Moortgat, G. K.; Zabel, F. Organic peroxy radicals: Kinetics, spectroscopy and tropospheric chemistry. *Atmos. Environ.* **1992**, *26A*, 1805-1961.
- Lightfoot, P. D.; Veyret, B.; Lesclaux, R. Flash photolysis study of the $\text{CH}_3\text{O}_2 + \text{HO}_2$ reaction between 248 and 573 K. *J. Phys. Chem.* **1990**, *94*, 708-714.
- Lloyd, A. C.; Darnall, K. R.; Winer, A. M.; Pitts Jr., J. N. Relative rate constants for the reactions of OH radicals with isopropyl alcohol, diethyl and di-n-propyl ether at 305 ± 2 K. *Chem. Phys. Lett.* **1976**, *42*, 205-209.
- Lorenz, K.; Rhäsa, D.; Zellner, R.; Fritz, B. Laser photolysis - LIF kinetic studies of the reactions of CH_3O and CH_2CHO with O_2 between 300 K and 500 K. *Ber. Bunsenges. Phys. Chem.* **1985**, *89*, 341-342.
- Louge, M. Y.; Hanson, R. K. *Twentieth Symposium (International) on Combustion* **1984**, 665-672.
- Mack, G. P. R.; Thrush, B. Reaction of oxygen atoms with carbonyl compounds Part 1.-Formaldehyde. *J. Chem. Soc. Faraday Trans. 1* **1973**, *69*, 208-215.
- Mack, G. P. R.; Thrush, B. Reaction of oxygen atoms with carbonyl compounds Part 2.-Acetaldehyde. *J. Chem. Soc. Faraday Trans. 1* **1974**, *70*, 173-186.

- Magneron, I.; Mellouki, A.; Le Bras, G.; Moortgat, G. K.; Horowitz, A.; Wirtz, K. Photolysis and OH-initiated oxidation of glycolaldehyde under atmospheric conditions. *J. Phys. Chem. A* **2005**, *109*, 4552-4561, doi:10.1021/jp044346y.
- Maricq, M. M.; Szente, J. J. A kinetic study of the reaction between ethylperoxy radicals and HO₂. *J. Phys. Chem.* **1994**, *98*, 2078-2082, doi:10.1021/j100059a016.
- Maricq, M. M.; Szente, J. J. Kinetics of the reaction between ethylperoxy radicals and nitric oxide. *J. Phys. Chem.* **1996**, *100*, 12374-12379, doi:10.1021/jp9607935.
- McCaulley, J. A.; Anderson, S. M.; Jeffries, J. B.; Kaufman, F. Kinetics of the reaction of CH₃O with NO₂. *Chem. Phys. Lett.* **1985**, *115*, 180-186.
- McGivern, W. S.; Suh, I.; Clinkensbeard, A. D.; Zhang, R.; North, S. W. Experimental and computational study of the OH-isoprene reaction: Isomeric branching and low-pressure behavior. *J. Phys. Chem. A* **2000**, *104*, 6609-6616, doi:10.1021/jp001163c.
- McQuaid, J. B.; Stocker, D. W.; Pilling, M. J. Kinetics of the reactions of OH with 3-methyl-2-cyclohexen-1-one and 3,5,5-trimethyl-2-cyclohexen-1-one under simulated atmospheric conditions. *Int. J. Chem. Kinet.* **2002**, *34*, 7-11, doi:10.1002/kin.10018.
- Meier, U.; Grotheer, H. H.; Just, T. Temperature dependence and branching ratio of the CH₃OH + OH reaction. *Chem. Phys. Lett.* **1984**, *106*, 97-101.
- Meier, U.; Grotheer, H. H.; Riekert, G.; Just, T. Temperature dependence and branching ratio of the C₂H₅OH + OH reaction. *Chem. Phys. Lett.* **1985**, *115*, 221-225.
- Mellouki, A.; Téton, S.; Laverdet, G.; Quilgars, A.; Le Bras, G. Kinetic studies of OH reactions with H₂O₂, C₃H₈, and CH₄ using the pulsed laser photolysis-laser induced fluorescence method. *J. Chim. Phys.* **1994**, *91*, 473-487.
- Michael, J. V.; Keil, D. G.; Klemm, R. B. Rate constants for the reaction of hydroxyl radicals with acetaldehyde from 244-528 K. *J. Chem. Phys.* **1985**, *83* 1630-1636.
- Moortgat, G.; Veyret, B.; Lesclaux, R. Absorption spectrum and kinetics of reactions of the acetylperoxy radical. *J. Phys. Chem.* **1989**, *93*, 2362-2368, doi:10.1021/j100343a032.
- Morris, E. D., Jr.; Niki, H. Mass spectrometric study of the reaction of hydroxyl radical with formaldehyde. *J. Chem. Phys.* **1971**, *55*, 1991-1992.
- Morris, E. D., Jr.; Stedman, D. H.; Niki, H. Mass spectrometric study of the reactions of the hydroxyl radical with ethylene, propylene, and acetaldehyde in a discharge-flow system. *J. Am. Chem. Soc.* **1971**, *93*, 3570-3572, doi:10.1021/ja00744a004.
- Morris, E. D.; Niki, H. Reaction of the nitrate radical with acetaldehyde and propylene. *J. Phys. Chem.* **1974**, *78*, 1337-1338.
- Munk, J.; Pagsberg, P.; Ratajczak, E.; Sillesen, A. Spectrokinetic studies of ethyl and ethylperoxy radicals. *J. Phys. Chem.* **1986**, *90*, 2752-2757, doi:10.1021/j100403a038.
- Nadtochenko, V. A.; Sarkisov, O. M.; Vedenev, V. I. *Doklady Akademii Nauk SSSR* **1979**, *244*, 152.
- Neeb, P.; Kolloff, A.; Koch, S.; Moortgat, G. K. Rate constants for the reactions of methylvinyl ketone, methacrolein, methacrylic acid, and acrylic acid with ozone. *Int. J. Chem. Kinet.* **1998**, *30*, 769-776, doi:10.1002/(SICI)1097-4601(1998)30:10<769::AID-KIN9>3.0.CO;2-T.
- Neeb, P.; Moortgat, G. K. Formation of OH radicals in the gas-phase reaction of propene, isobutene, and isoprene with O₃: Yields and mechanistic implications. *J. Phys. Chem. A* **1999**, *103*, 9003-9012.
- Nelson, L.; Rattigan, O.; Neavyn, R.; Sidebottom, H.; Treacy, J.; Nielsen, O. J. Absolute and relative rate constants for the reactions of hydroxyl radicals and chlorine atoms with a series of aliphatic alcohols and ethers at 298 K. *Int. J. Chem. Kinet.* **1990**, *22*, 1111-1126.
- Nesbitt, F. L.; Gleason, J. F.; Stief, L. J. Temperature dependence of the rate constant for the reaction HCO + O₂ → HO₂ + CO at T = 200-398 K. *J. Phys. Chem. A* **1999**, *103*, 3038-3043.
- Nesbitt, F. L.; Payne, W. A.; Stief, L. J. Temperature dependence for the absolute rate constant for the reaction CH₂OH + O₂ → HO₂ + H₂CO from 215 to 300 K. *J. Phys. Chem.* **1988**, *92*, 4030-4032, doi:10.1021/j100325a008.
- Nielsen, O. J.; Munk, J.; Pagsberg, P.; Sillesen, A. Absolute rate constants for the gas-phase reaction of OH radicals with cyclohexane and ethane at 295 K. *Chem. Phys. Lett.* **1986**, *128*, 168-171.
- Nielsen, O. J.; Sidebottom, H. W.; Donlon, M.; Treacy, J. An absolute- and relative-rate study of the gas-phase reaction of OH radicals and Cl atoms with *n*-alkyl nitrates. *Chem. Phys. Lett.* **1991**, *178*, 163-170.
- Niki, H.; Daby, E. E.; Weinstock, B. In *Twelfth Symposium (International) on Combustion*; The Combustion Institute, 1969; pp 277.
- Niki, H.; Maker, P. D.; Savage, C. M.; Breitenbach, L. P. Relative rate constants for the reaction of hydroxyl radical with aldehydes. *J. Phys. Chem.* **1978**, *82*, 132-134, doi:10.1021/j100491a002.
- Niki, H.; Maker, P. D.; Savage, C. M.; Breitenbach, L. P. Fourier transform infrared studies of the self-reaction of CH₃O₂ radicals. *J. Phys. Chem.* **1981**, *85*, 877-881, doi:10.1021/j150607a028.

- Niki, H.; Maker, P. D.; Savage, C. M.; Breitenbach, L. P. Fourier transform infrared studies of the self-reaction of $C_2H_5O_2$ radicals. *J. Phys. Chem.* **1982**, *86*, 3825-3829, doi:10.1021/j100216a023.
- Niki, H.; Maker, P. D.; Savage, C. M.; Breitenbach, L. P. A Fourier transform infrared study of the kinetics and mechanism for the reaction $HO + CH_3OOH$. *J. Phys. Chem.* **1983**, *87*, 2190-2193, doi:10.1021/j100235a030.
- Niki, H.; Maker, P. D.; Savage, C. M.; Breitenbach, L. P. Fourier transform infrared spectroscopic study of the kinetics for the HO radical reaction of $^{13}C^{16}O$ and $^{12}C^{18}O$. *J. Phys. Chem.* **1984**, *88*, 2116-2119, doi:10.1021/j150654a034.
- Niki, H.; Maker, P. D.; Savage, C. M.; Breitenbach, L. P. Fourier transform infrared study of the kinetics and mechanism for the reaction of hydroxyl radical with formaldehyde. *J. Phys. Chem.* **1984**, *88*, 5342-5344, doi:10.1021/j150666a047.
- Niki, H.; Maker, P. D.; Savage, C. M.; Hurley, M. D. Fourier transform infrared study of the kinetics and mechanisms for the Cl-atom- and HO-radical-initiated oxidation of glycolaldehyde. *J. Phys. Chem.* **1987**, *91*, 2174-2178, doi:10.1021/j100292a038.
- Ninomiya, Y.; Kawasaki, M.; Guschin, A.; Molina, L. T.; Molina, M. J.; Wallington, T. J. Atmospheric chemistry of $n-C_3F_7OCH_3$: Reaction with OH radicals and Cl atoms and atmospheric fate of $n-C_3F_7OCH_2O(\bullet)$ radicals. *Environ. Sci. Technol.* **2000**, *34*, 2973-2978, doi:10.1021/es991449z.
- Nolte, J.; Grussdorf, J.; Temps, F.; Wagner, H. Kinetics of the reaction $HOCO + O_2$ in the gas phase. *Z. Naturforsch.* **1993**, *48*, 1234-1238.
- Ogryzlo, E. A.; Paltenghi, R.; Bayes, K. D. The rate of reaction of methyl radicals with ozone. *Int. J. Chem. Kinet.* **1981**, *13*, 667-675.
- Oh, S.; Andino, J. M. Effects of ammonium sulfate aerosols on the gas-phase reactions of the hydroxyl radical with organic compounds. *Atmos. Environ.* **2000**, *34*, 2901-2908.
- Oh, S.; Andino, J. M. Kinetics of the gas-phase reactions of hydroxyl radicals with C1-C6 aliphatic alcohols in the presence of ammonium sulfate aerosols. *Int. J. Chem. Kinet.* **2001**, *33*, 422-430.
- Ohmori, K.; Yamasaki, K.; Matsui, H. Pressure dependence of the rate constant for the reaction of $CH_3O + NO$. *Bull. Chem. Soc. Jpn.* **1993**, *66*, 51-56.
- Ohta, T. Rate constants for the reactions of diolefins with OH radicals in the gas phase. Estimate of the rate constants from those for monoolefins. *J. Phys. Chem.* **1983**, *87*, 1209-1213.
- Orkin, V. L.; Khamaganov, V. G.; Martynova, L. E.; Kurylo, M. J. High-accuracy measurements of OH reaction rate constants and IR and UV absorption spectra: Ethanol and partially fluorinated ethyl alcohols. *J. Phys. Chem. A* **2011**, *115*, 8656-8668, doi:10.1021/jp202099t.
- Orlando, J. J.; Tyndall, G. S. Mechanism of the OH-initiated oxidation of methacrolein. *Geophys. Res. Lett.* **1999**, *26*, 2191-2194, doi:10.1029/1999GL900453.
- Orlando, J. J.; Tyndall, G. S.; Vereecken, L.; Peeters, J. The atmospheric chemistry of the acetonoxyl radical. *J. Phys. Chem. A* **2000**, *104*, 11578-11588, doi:10.1021/jp0026991.
- Ouyang, B.; McLeod, M. W.; Jones, R. L.; Bloss, W. J. NO_3 radical production from the reaction between the Criegee intermediate CH_2OO and NO_2 . *Phys. Chem. Chem. Phys.* **2013**, *15*, 17070-17075, doi:10.1039/c3cp53024h.
- Overend, R.; Paraskevopoulos, G. Rates of OH radical reactions. 4. Reactions with methanol, ethanol, 1-propanol, and 2-propanol at 296 K. *J. Phys. Chem.* **1978**, *82*, 1329-1333, doi:10.1021/j100501a001.
- Overend, R. P.; Paraskevopoulos, G.; Cvetanović, R. J. Rates of OH radical reactions. I. Reactions with H_2 , CH_4 , C_2H_6 , and C_3H_8 at 295 K. *Can. J. Phys.* **1975**, *53*, 3374-3382.
- Papagni, C.; Arey, J.; Atkinson, R. Rate constants for the gas-phase reactions of a series of C_3 - C_6 aldehydes with OH and NO_3 radicals. *Int. J. Chem. Kinet.* **2000**, *32*, 79-84.
- Park, J.; Jongsma, C. G.; Zhang, R.; North, S. W. OH/OD initiated oxidation of isoprene in the presence of O_2 and NO. *J. Phys. Chem. A* **2004**, *108*, 10688-10697, doi:10.1021/jp040421t.
- Pate, C. T.; Atkinson, R.; Pitts, J. N., Jr. The gas phase reaction of O_3 with a series of aromatic hydrocarbons. *J. Environ. Sci. Health* **1976**, *A11*, 1-10.
- Paulson, S. E.; Chung, M.; Sen, A. D.; Orzechowska, G. Measurement of OH radical formation from the reaction of ozone with several biogenic alkenes. *J. Geophys. Res.* **1998**, *103*, 25533-25539, doi:10.1029/98JD01951.
- Payne, W. A.; Brunning, J.; Mitchell, M. B.; Stief, L. J. Kinetics of the reactions of atomic chlorine with methanol and the hydroxymethyl radical with molecular oxygen at 298 K. *Int. J. Chem. Kinet.* **1988**, *20*, 63-74.
- Perry, R. A.; Melius, C. F. In *Twentieth Symposium (International) on Combustion*; The Combustion Institute, 1984; pp 639-646.
- Petty, J. T.; Harrison, J. A.; Moore, C. B. Reactions of *trans*-HOCO studied by infrared spectroscopy. *J. Phys. Chem.* **1993**, *97*, 11194-11198, doi:10.1021/j100145a013.
- Phillips, L. F. Pressure dependence of the rate of reaction of OH with HCN. *Chem. Phys. Lett.* **1978**, *57*, 538-539.

- Picquet, B.; Heroux, S.; Chebbi, A.; Doussin, J.-F.; Durand-Jolibois, R.; Monod, A.; Loirat, H.; Carlier, P. Kinetics of the reactions of OH radicals with some oxygenated volatile organic compounds under simulated atmospheric conditions. *Int. J. Chem. Kinet.* **1998**, *30*, 839-847.
- Plum, C. N.; Sanhueza, E.; Atkinson, R.; Carter, W. P. L.; Pitts, J. N., Jr. OH radical rate constant and photolysis rates of α -dicarbonyls. *Environ. Sci. Technol.* **1983**, *17*, 479-484.
- Plumb, I. C.; Ryan, K. R. Kinetics of the reactions of CH₃ with O(³P) and O₂ at 295 K. *Int. J. Chem. Kinet.* **1982**, *14*, 861-874.
- Plumb, I. C.; Ryan, K. R.; Steven, J. R.; Mulcahy, M. F. R. Kinetics of the reaction of C₂H₅O₂ with NO at 295 K. *Int. J. Chem. Kinet.* **1982**, *14*, 183-194.
- Poulet, G.; Laverdet, G.; Jourdain, J. L.; Le Bras, G. Kinetic study of the reactions of acetonitrile with Cl and OH radicals. *J. Phys. Chem.* **1984**, *88*, 6259-6263, doi:10.1021/j150669a041.
- Radford, H. E. The fast reaction of CH₂OH with O₂. *Chem. Phys. Lett.* **1980**, *71*, 195-197.
- Rajakumar, B.; Burkholder, J. B.; Portmann, R. W.; Ravishankara, A. R. Rate coefficients, for the OH + CFH₂CH₂OH reaction between 238 and 355 K. *Phys. Chem. Chem. Phys.* **2005**, *7*, 2498-2505, doi:10.1039/b503332b.
- Ravishankara, A. R.; Davis, D. D. Kinetic rate constants for the reaction of OH with methanol, ethanol, and tetrahydrofuran at 298 K. *J. Phys. Chem.* **1978**, *82*, 2852-2853, doi:10.1021/j100515a022.
- Reilly, J. P.; Clark, J. H.; Moore, C. B.; Pimentel, G. C. HCO production, vibrational relaxation, chemical kinetics, and spectroscopy following laser photolysis of formaldehyde. *J. Chem. Phys.* **1978**, *69*, 4381-4394.
- Rhasa, D. In *Diplomarbeit* Univ. of Gottingen FRG, 1983.
- Rickard, A. R.; Johnson, D.; McGill, C. D.; Marston, G. OH yields in the gas-phase reactions of ozone with alkenes. *J. Phys. Chem. A* **1999**, *103*, 7656-7664.
- Roehl, C. M.; Bauer, D.; Moortgat, G. K. Absorption spectrum and kinetics of the acetylperoxy radical. *J. Phys. Chem.* **1996**, *100*, 4038-4047.
- Roth, P.; Lohr, R.; Hermanns, H. D. Shock wave measurements on the kinetics of the reaction HCN + O. *Ber. Bunsenges. Phys. Chem.* **1980**, *84*, 835-840.
- Rudich, Y.; Talukdar, R. K.; Fox, R. W.; Ravishankara, A. R. Rate coefficients for reactions of NO₃ with a few olefins and oxygenated olefins. *J. Phys. Chem.* **1996**, *100*, 5374-5381, doi:10.1021/jp953079g.
- Ruscic, B. Active thermochemical tables: Water and water dimer. *J. Phys. Chem. A* **2013**, *117*, 11940-11953, doi:10.1021/jp403197t.
- Rust, F.; Stevens, C. M. Carbon kinetic isotope effect in the oxidation of methane by hydroxyl. *Int. J. Chem. Kinet.* **1980**, *12*, 371-377.
- Ryzhkov, A. B.; Ariya, P. A. A theoretical study of the reactions of carbonyl oxide with water in atmosphere: the role of water dimer. *Chem. Phys. Lett.* **2003**, *367*, 423-429, doi:10.1016/S0009-2614(02)01685-8.
- Ryzhkov, A. B.; Ariya, P. A. A theoretical study of the reactions of parent and substituted Criegee intermediates with water and the water dimer. *Phys. Chem. Chem. Phys.* **2004**, *6*, 5042-5050, doi:10.1039/b408414d.
- Ryzhkov, A. B.; Ariya, P. A. The importance of water clusters (H₂O)_n (n = 2, ..., 4) in the reaction of Criegee intermediate with water in the atmosphere. *Chem. Phys. Lett.* **2006**, *419*, 479-485, doi:10.1016/j.cplett.2005.12.016.
- Sanders, N.; Butler, J. E.; Pasternack, L. R.; McDonald, J. R. CH₃O (X²E) production from 266 nm photolysis of methyl nitrite and reaction with NO. *Chem. Phys.* **1980**, *48*, 203-208.
- Saunders, S. M.; Hughes, K. J.; Pilling, M. J.; Baulch, D. L.; Smurthwaite, P. I. "Reactions of hydroxyl radicals with selected hydrocarbons of importance in atmospheric chemistry"; *Optical Methods in Atmospheric Chemistry*, 1992, Berlin.
- Schiffman, A.; Nelson, D. D.; Robinson, M. S.; Nesbitt, D. J. High-resolution infrared flash kinetic spectroscopy of OH radicals. *J. Phys. Chem.* **1991**, *95*, 2629-2636.
- Schmidt, V.; Zhu, G. Y.; Becker, K. H.; Fink, E. H. Study of OH reactions at high pressures by excimer laser photolysis - dye laser fluorescence. *Ber. Bunsenges. Phys. Chem.* **1985**, *89*, 321-322.
- Schmoltner, A.-M.; Chu, P. M.; Brudzynski, R. J.; Lee, Y. T. Crossed molecular beam study of the reaction O(³P) + C₂H₄. *J. Chem. Phys.* **1989**, *91*, 6926-6936.
- Scollard, D. J.; Treacy, J. J.; Sidebottom, H. W.; Balestra-Garcia, C.; Laverdet, G.; LeBras, G.; MacLeod, H.; Téton, S. Rate constants for the reactions of hydroxyl radicals and chlorine atoms with halogenated aldehydes. *J. Phys. Chem.* **1993**, *97*, 4683-4688, doi:10.1021/j100120a021.
- Sehested, J.; Christensen, L. K.; Nielsen, O. J.; Bilde, M.; Wallington, T. J.; Schneider, W. F.; Orlando, J. J.; Tyndall, G. S. Atmospheric chemistry of acetone: Kinetic study of the CH₃C(O)CH₂O₂ + NO/ NO₂ reactions and decomposition of CH₃C(O)CH₂O₂NO₂. *Int. J. Chem. Kinet.* **1998**, *30*, 475-489.
- Sehested, J.; Nielsen, O. J.; Wallington, T. J. Absolute rate constants for the reaction of NO with a series of peroxy radicals in the gas phase at 295 K. *Chem. Phys. Lett.* **1993**, *213*, 457-464.
- Selzer, E. A.; Bayes, K. D. Pressure dependence of the rate of reaction of methyl radicals with O₂. *J. Phys. Chem.* **1983**, *87*, 392-394, doi:10.1021/j100226a007.

- Semmes, D. H.; Ravishankara, A. R.; Gump-Perkins, C. A.; Wine, P. H. Kinetics of the reactions of hydroxyl radical with aliphatic aldehydes. *Int. J. Chem. Kinet.* **1985**, *17*, 303-313.
- Shallcross, D. E.; Biggs, P.; Canosa-Mas, C. E.; Clemitshaw, K. C.; Harrison, M. G.; Alañón, M. R. L.; Pyle, J. A.; Vipond, A.; Wayne, R. P. Rate constants for the reaction between OH and CH₃ONO₂ and C₂H₅ONO₂ over a range of pressure and temperature. *J. Chem. Soc. Faraday Trans.* **1997**, *93*, 2807-2811.
- Sharkey, P.; Smith, I. W. M. Kinetics of elementary reactions at low temperatures: Rate constants for the reactions of OH with HCl (298 ≥ T/K ≥ 138), CH₄ (298 ≥ T/K ≥ 178), and C₂H₆ (298 ≥ T/K ≥ 138). *J. Chem. Soc. Faraday Trans.* **1993**, *89*, 631-638.
- Sheps, L.; Scully, A. M.; Au, K. UV absorption probing of the conformer-dependent reactivity of a Criegee intermediate CH₃CHOO. *Phys. Chem. Chem. Phys.* **2014**, *16*, 26701-26706, doi:10.1039/c4cp04408h.
- Shibuya, K.; Ebatu, T.; Obi, K.; Tanaka, I. Rate constant measurements for the reactions of HCO with NO and O₂ in the gas phase. *J. Phys. Chem.* **1977**, *81*, 2292-2294.
- Simonaitis, R.; Heicklen, J. Reactions of CH₃, CH₃O, and CH₃O₂ radicals with O₃. *J. Phys. Chem.* **1975**, *79*, 298-302.
- Singh, S.; Li, Z. Kinetics investigation of OH reaction with isoprene at 240-340 K and 1-3 Torr using the relative rate/discharge flow/mass spectrometry technique. *J. Phys. Chem. A* **2007**, *111*, 11843-11851, doi:10.1021/jp074148h.
- Singleton, D. L.; Irwin, R. S.; Cvetanović, R. J. Arrhenius parameters for the reactions of O(³P) atoms with several aldehydes and the trend in aldehydic C-H bond dissociation energies. *Can. J. Chem.* **1977**, *55*, 3321-3327.
- Singleton, D. L.; Paraskevopoulos, G.; Irwin, R. S. Rates and mechanism of the reactions of hydroxyl radicals with acetic, deuterated acetic, and propionic acids in the gas phase. *J. Am. Chem. Soc.* **1989**, *111*, 5248-5251, doi:10.1021/ja00196a035.
- Singleton, D. L.; Paraskevopoulos, G.; Irwin, R. S.; Jolly, G. S.; McKenney, D. J. Rate and mechanism of the reaction of hydroxyl radicals with formic and deuterated formic acids. *J. Am. Chem. Soc.* **1988**, *110*, 7786-7790, doi:10.1021/ja00231a032.
- Sivakumaran, V.; Crowley, J. N. Reaction between OH and CH₃CHO - Part 2. Temperature dependent rate coefficients (201-348 K). *Phys. Chem. Chem. Phys.* **2003**, *5*, 106-111, doi:10.1039/b209303k.
- Sivakumaran, V.; Holscher, D.; Dillon, T. J.; Crowley, J. N. Reaction between OH and HCHO: temperature dependent rate coefficients (202-399 K) and product pathways (298 K). *Phys. Chem. Chem. Phys.* **2003**, *5*, 4821-4827, doi:10.1039/b306859e.
- Smith, C. A.; Molina, L. T.; Lamb, J. J.; Molina, M. J. Kinetics of the reaction of OH with pernitric and nitric acids. *Int. J. Chem. Kinet.* **1984**, *16*, 41-55.
- Smith, M. C.; Chang, C.-H.; Chao, W.; Lin, L.-C.; Takahashi, K.; Boering, K. A.; Lin, J. J.-M. Strong negative temperature dependence of the simplest Criegee intermediate CH₂OO reaction with water dimer. *J. Phys. Chem. Lett.* **2015**, *6*, 2708-2713, doi:10.1021/acs.jpcllett.5b01109.
- Smith, R. H. Rate constant and activation energy for the gaseous reaction between hydroxyl and formaldehyde. *Int. J. Chem. Kinet.* **1978**, *10*, 519-528.
- Sørensen, M.; Hurley, M. D.; Wallington, T. J.; Dibble, T. S.; Nielsen, O. J. Do aerosols act as catalysts in the OH radical initiated atmospheric oxidation of volatile organic compounds? *Atmos. Environ.* **2002**, *36*, 5947-5952.
- Spangenberg, T.; Kohler, S.; Hansmann, B.; Wachsmuth, U.; Abel, B.; Smith, M. A. Low-temperature reactions of OH radicals with propene and isoprene in pulsed Laval nozzle expansions. *J. Phys. Chem. A* **2004**, *108*, 7527-7534, doi:10.1021/jp031228m.
- Stabel, J. R.; Johnson, M. S.; Langer, S. Rate coefficients for the gas-phase reaction of isoprene with NO₃ and NO₂. *Int. J. Chem. Kinet.* **2005**, *37*, 57-65, doi:10.1002/kin.20050.
- Stachnik, R. A.; Molina, L. T.; Molina, M. J. Pressure and temperature dependences of the reaction of OH with nitric acid. *J. Phys. Chem.* **1986**, *90*, 2777-2780, doi:10.1021/j100403a044.
- Stedman, D. H.; Niki, H. Ozonolysis rates of some atmospheric gases. *Environ. Lett.* **1973**, *4*, 303-310.
- Stedman, D. H.; Wu, C. H.; Niki, H. Kinetics of gas-phase reactions of ozone with some olefins. *J. Phys. Chem.* **1973**, *77*, 2511-2514.
- Stevens, P.; L'Esperance, D.; Chuong, B.; Martin, G. Measurements of the kinetics of the OH-initiated oxidation of isoprene: Radical propagation in the OH + isoprene + O₂ + NO reaction system. *Int. J. Chem. Kinet.* **1999**, *31*, 637-643.
- Stief, L. J.; Nava, D. F.; Payne, W. A.; Michael, J. V. Rate constant for the reaction of hydroxyl radical with formaldehyde over the temperature range 228-362 K. *J. Chem. Phys.* **1980**, *73*, 2254-2258.
- Stone, D.; Blitz, M.; Daubney, L.; Howes, N. U. M.; Seakins, P. Kinetics of CH₂OO reactions with SO₂, NO₂, NO, H₂O, and CH₃CHO as a function of pressure. *Phys. Chem. Chem. Phys.* **2014**, *16*, 1139-1149, doi:10.1039/c3cp54391a.
- Stuhl, F.; Niki, H. Determination of rate constants for reactions of O atoms with C₂H₂, C₂D₂, C₂H₄, and C₃H₆ using a pulse vacuum-UV photolysis-chemiluminescent method. *J. Chem. Phys.* **1971**, *55*, 3954-3957.

- Su, F.; Calvert, J. G.; Shaw, J. H. Mechanism of the photooxidation of gaseous formaldehyde. *J. Phys. Chem.* **1979**, *83*, 3185-3191, doi:10.1021/j100488a001.
- Su, F.; Calvert, J. G.; Shaw, J. H. A FT TR spectroscopic study of the ozone-ethene reaction mechanism in O₂-rich mixtures. *J. Phys. Chem.* **1980**, *84*, 239-246, doi:10.1021/j100440a003.
- Su, F.; Calvert, J. G.; Shaw, J. H.; Niki, H.; Maker, P. D.; Savage, C. M.; Breitenbach, L. D. Spectroscopic and kinetic studies of a new metastable species in the photooxidation of gaseous formaldehyde. *Chem. Phys. Lett.* **1979**, *65*, 221-225.
- Suh, I.; Lei, W.; Zhang, R. Experimental and theoretical studies of isoprene reaction with NO₃. *J. Phys. Chem. A* **2001**, *105*, 6471-6478, doi:10.1021/jp0105950.
- Sullivan, J. O.; Warneck, P. Rate constant for the reaction of oxygen atoms with acetylene. *J. Phys. Chem.* **1965**, *69*, 1749-1750.
- Suto, M.; Manzanares, E. R.; Lee, L. C. Detection of sulfuric acid aerosols by ultraviolet scattering. *Environ. Sci. Technol.* **1985**, *19*, 815-820, doi:10.1021/es00139a008.
- Szekely, A.; Hanson, R. K.; Bowman, C. In *Twentieth Symposium (International) on Combustion*; The Combustion Institute, 1984; pp 647-654.
- Taatjes, C. A.; Welz, O.; Eskola, A. J.; Savee, J. D.; Scheer, A. M.; Shallcross, D. E.; Rotavera, B.; Lee, E. P. F.; Dyke, J. M.; Mok, D. K. W.; Osborn, D. L.; Percival, C. J. Direct measurements of conformer-dependent reactivity of the Criegee intermediate CH₃CHOO. *Science* **2013**, *340*, 177-180, doi:10.1126/science.1234689.
- Talukdar, R. K.; Burkholder, J. B.; Schmoltner, A.-M.; Roberts, J. M.; Wilson, R. R.; Ravishankara, A. R. Investigation of the loss processes for peroxyacetyl nitrate in the atmosphere: UV photolysis and reaction with OH. *J. Geophys. Res.* **1995**, *100*, 14163-14173.
- Talukdar, R. K.; Gierczak, T.; Goldfarb, L.; Rudich, Y.; Madhava Rao, B. S.; Ravishankara, A. R. Kinetics of hydroxyl radical reactions with isotopically labeled hydrogen. *J. Phys. Chem.* **1996**, *100*, 3037-3043.
- Talukdar, R. K.; Gierczak, T.; McCabe, D. C.; Ravishankara, A. R. Reaction of hydroxyl radical with acetone. 2. Products and reaction mechanism. *J. Phys. Chem. A* **2003**, *107*, 5021-5032, doi:10.1021/jp0273023.
- Talukdar, R. K.; Herndon, S. C.; Burkholder, J. B.; Roberts, J. M.; Ravishankara, A. R. Atmospheric fate of several alkyl nitrates Part 1 Rate coefficients of the reactions alkyl nitrates with isotopically labelled hydroxyl radicals. *J. Chem. Soc. Faraday Trans.* **1997**, *93*, 2787-2796.
- Talukdar, R. K.; Mellouki, A.; Gierczak, T.; Barone, S.; Chiang, S.-Y.; Ravishankara, A. R. Kinetics of the reactions of OH with alkanes. *Int. J. Chem. Kinet.* **1994**, *26*, 973-990.
- Taylor, P. H.; Rahman, M. S.; Arif, M.; Dellinger, B.; Marshall, P. Kinetic and mechanistic studies of the reaction of hydroxyl radicals with acetaldehyde over an extended temperature range. *Symp. Int. Combust. Proc.* **1996**, *26*, 497-504.
- Taylor, P. H.; Yamada, T.; Marshall, P. The reaction of OH with acetaldehyde and deuterated acetaldehyde: Further insight into the reaction mechanism at both low and elevated temperatures. *Int. J. Chem. Kinet.* **2006**, *38*, 489-495, doi:10.1002/kin.20179.
- Temps, F.; Wagner, H. G. Rate constants for the reactions of OH radicals with CH₂O and HCO. *Ber. Bunsenges Phys. Chem.* **1984**, *88*, 415-418.
- Thévenet, R.; Mellouki, A.; Le Bras, G. Kinetics of OH and Cl Reactions with a Series of Aldehydes. *Int. J. Chem. Kinet.* **2000**, *32*, 676-685.
- Timonen, R. S.; Ratajczak, E.; Gutman, D. Kinetics of the reactions of the formyl radical with oxygen, nitrogen dioxide, chlorine, and bromine. *J. Phys. Chem.* **1988**, *92*, 651-655, doi:10.1021/j100314a017.
- Toby, F. S.; Toby, S.; O'Neal, H. E. The kinetics of the gas-phase reaction between ozone and alkenes. *Int. J. Chem. Kinet.* **1976**, *8*, 25-35.
- Tomas, A. E.; Villenave, E.; Lesclaux, R. Reactions of the HO₂ radical with CH₃CHO and CH₃C(O)O₂ in the gas phase. *J. Phys. Chem. A* **2001**, *105*, 3505-3514, doi:10.1021/jp003762p.
- Treacy, J.; El Hag, M.; O'Farrell, D.; Sidebottom, H. Reactions of ozone with unsaturated organic compounds. *Ber. Bunsenges. Phys. Chem.* **1992**, *96*, 422-427.
- Tsalkani, N.; Mellouki, A.; Poulet, G.; Toupance, G.; Le Bras, G. Rate constant measurement for the reactions of OH and Cl with peroxyacetyl nitrate at 298 K. *J. Atmos. Chem.* **1988**, *7*, 409-419.
- Tuazon, E. C.; Atkinson, R. A product study of the gas-phase reaction of methyl vinyl ketone with the OH radical in the presence of NO_x. *Int. J. Chem. Kinet.* **1989**, *21*, 1141-1152, doi:10.1002/kin.550211207.
- Tuazon, E. C.; Atkinson, R. A product study of the gas-phase reaction of methacrolein with the OH radical in the presence of NO_x. *Int. J. Chem. Kinet.* **1990**, *22*, 591-602, doi:10.1002/kin.550220604.
- Tuazon, E. C.; Carter, W. P. L.; Atkinson, R.; Pitts, J. N., Jr. The gas-phase reaction of hydrazine and ozone: A nonphotolytic source of OH radicals for measurement of relative OH radical rate constants. *Int. J. Chem. Kinet.* **1983**, *15*, 619-629.

- Tuazon, E. C.; Sanhueza, E.; Atkinson, R.; Carter, W. P. L.; Winer, A. M.; Pitts, J. N., Jr. Direct determination of the equilibrium constant at 298 K for the $\text{NO}_2 + \text{NO}_3 \leftrightarrow \text{N}_2\text{O}_5$ reactions. *J. Phys. Chem.* **1984**, *88*, 3095-3098, doi:10.1021/j150658a033.
- Tully, F. P. Laser photolysis/laser-induced fluorescence study of the reaction of hydroxyl radical with ethylene. *Chem. Phys. Lett.* **1983**, *96*, 148-153.
- Tully, F. P.; Droege, A. T.; Koszykowski, M. L.; Melius, C. F. Hydrogen-atom abstraction from alkanes by OH. 2. Ethane. *J. Phys. Chem.* **1986**, *90*, 691-698, doi:10.1021/j100276a042.
- Tully, F. P.; Ravishankara, A. R.; Carr, K. Kinetic study of the reactions of the hydroxyl radical with ethane and propane. *Int. J. Chem. Kinet.* **1983**, *15*, 1111-1118.
- Tyndall, G. R. S.; Orlando, J. J.; Wallington, T. J.; Hurley, M. D.; Goto, M.; Kawasaki, M. Mechanism of the reaction of OH radicals with acetone and acetaldehyde at 251 and 296 K. *Phys. Chem. Chem. Phys.* **2002**, *4*, 2189-2193, doi:10.1039/b111195g.
- Tyndall, G. S.; Cox, R. A.; Granier, C.; Lesclaux, R.; Moortgat, G. K.; Pilling, M. J.; Ravishankara, A. R.; Wallington, T. J. Atmospheric chemistry of small organic peroxy radicals. *J. Geophys. Res.* **2001**, *106*, 12157-12182.
- Tyndall, G. S.; Orlando, J. J.; Wallington, T. J.; Hurley, M. D. Products of the chlorine-atom- and hydroxyl-radical-initiated oxidation of CH_3CN . *J. Phys. Chem. A* **2001**, *105*, 5380-5384, doi:10.1021/jp004318p.
- Tyndall, G. S.; Stafelbach, T. A.; Orlando, J. J.; Calvert, J. G. Rate coefficients for reactions of OH radicals with methylglyoxal and acetaldehyde. *Int. J. Chem. Kinet.* **1995**, *27*, 1009-1020.
- Tyndall, G. S.; Wallington, T. J.; Ball, J. C. FTIR product study of the reactions $\text{CH}_3\text{O}_2 + \text{CH}_3\text{O}_2$ and $\text{CH}_3\text{O}_2 + \text{O}_3$. *J. Phys. Chem. A* **1998**, *102*, 2547-2554.
- Vaghjiani, G. L.; Ravishankara, A. R. Kinetics and mechanism of OH reaction with CH_3OOH . *J. Phys. Chem.* **1989**, *93*, 1948-1959, doi:10.1021/j100342a050.
- Vaghjiani, G. L.; Ravishankara, A. R. New measurement of the rate coefficient for the reaction of OH with methane. *Nature* **1991**, *350*, 406-409.
- Vandenberk, S.; Peeters, J. The reaction of acetaldehyde and propionaldehyde with hydroxyl radicals: experimental determination of the primary H_2O yield at room temperature. *J. Photochem. Photobiol. A: Chem.* **2003**, *157*, 269-274, doi:10.1016/S1010-6030(03)00063-7.
- Vandenberk, S.; Vereecken, L.; Peeters, J. The acetic acid forming channel in the acetone plus OH reaction: A combined experimental and theoretical investigation. *Phys. Chem. Chem. Phys.* **2002**, *4*, 461-466, doi:10.1039/b108161f.
- Vasvári, G.; Szilágyi, I.; Bencsura, A.; Dóbe, S.; Bérces, T.; Henon, E.; Canneaux, S.; Bohr, F. Reaction and complex formation between OH radical and acetone. *Phys. Chem. Chem. Phys.* **2001**, *3*, 551-555, doi:10.1039/b009601f.
- Veyret, B.; Lesclaux, R. Absolute rate constants for the reactions of HCO with O_2 and NO from 298 to 503 K. *J. Phys. Chem.* **1981**, *85*, 1918-1922, doi:10.1021/j150613a028.
- Veyret, B.; Lesclaux, R.; Rayez, M.-T.; Rayez, J.-C.; Cox, R. A.; Moortgat, G. K. Kinetics and mechanism of the photooxidation of formaldehyde. 1. Flash photolysis study. *J. Phys. Chem.* **1989**, *93*, 2368-2374, doi:10.1021/j100343a033.
- Veyret, B.; Rayez, J. C.; Lesclaux, R. Mechanism of the photooxidation of formaldehyde studied by flash photolysis of $\text{CH}_2\text{O}-\text{O}_2-\text{NO}$ mixtures. *J. Phys. Chem.* **1982**, *86*, 3424-3430, doi:10.1021/j100214a032.
- Villenave, E.; Lesclaux, R. Kinetics of the cross reactions of CH_3O_2 and $\text{C}_2\text{H}_5\text{O}_2$ radicals with selected peroxy radicals. *J. Phys. Chem.* **1996**, *100*, 14372-14382, doi:10.1021/jp960765m.
- Vimal, D.; Stevens, P. S. Experimental and theoretical studies of the kinetics of the reactions of OH radicals with acetic acid, acetic acid- d_3 and acetic acid- d_4 at low pressure. *J. Phys. Chem. A* **2006**, *110*, 11509-11516, doi:10.1021/jp063224y.
- Vinckier, C.; Schaekers, M.; Peeters, J. The ketyl radical in the oxidation of ethyne by atomic oxygen at 300-600 K. *J. Phys. Chem.* **1985**, *89*, 508-512, doi:10.1021/j100249a028.
- Vöhringer-Martinez, E.; Hansmann, B.; Hernandez, H.; Francisco, J. S.; Troe, J.; Abel, B. Water catalysis of a radical-molecule gas-phase reaction. *Science* **2007**, *315*, 497-501, doi:10.1126/science.1134494.
- Wagner, A. F.; Slagle, I. R.; Sarzynski, D.; Gutman, D. Experimental and theoretical studies of the $\text{C}_2\text{H}_5 + \text{O}_2$ reaction kinetics. *J. Phys. Chem.* **1990**, *94*, 1853-1868.
- Wallington, T. J.; Atkinson, R.; Winer, A. M. Rate constants for the gas phase reaction of OH radicals with peroxyacetyl nitrate (PAN) at 273 and 297 K. *Geophys. Res. Lett.* **1984**, *1*, 861-864.
- Wallington, T. J.; Dagaut, P.; Kurylo, M. J. Measurements of the gas phase UV absorption spectrum of $\text{C}_2\text{H}_5\text{O}_2\cdot$ radicals and of the temperature dependence of the rate constant for their self-reaction. *J. Photochem. Photobiol. A: Chem.* **1988**, *42*, 173-185.
- Wallington, T. J.; Dagaut, P.; Kurylo, M. J. Ultraviolet absorption cross sections and reaction kinetics and mechanisms for peroxy radicals in the gas phase. *Chem. Rev.* **1992**, *92*, 667-710.

- Wallington, T. J.; Japar, S. M. FTIR product study of the reaction of $C_2H_5O_2 + HO_2$ in air at 295 K. *Chem. Phys. Lett.* **1990**, *166*, 495-499.
- Wallington, T. J.; Kurylo, M. J. Flash photolysis resonance fluorescence investigation of the gas-phase reactions of OH radicals with a series of aliphatic ketones over the temperature range 240-440 K. *J. Phys. Chem.* **1987**, *91*, 5050-5054, doi:10.1021/j100303a033.
- Wallington, T. J.; Kurylo, M. J. The gas phase reactions of hydroxyl radicals with a series of aliphatic alcohols over the temperature range 240-440 K. *Int. J. Chem. Kinet.* **1987**, *19*, 1015-1023.
- Wallington, T. J.; Neuman, D. M.; Kurylo, M. J. Kinetics of the gas phase reaction of hydroxyl radicals with ethane, benzene, and a series of halogenated benzenes over the temperature range 234-438 K. *Int. J. Chem. Kinet.* **1987**, *19*, 725-739.
- Wang, J.; Chen, H. B.; Glass, G. P.; Curl, R. F. Kinetic study of the reaction of acetaldehyde with OH. *J. Phys. Chem. A* **2003**, *107*, 10834-10844, doi:10.1021/jp036114p.
- Wang, W. C.; Suto, M.; Lee, L. C. $CH_2OH + O_2$ reaction rate constant measured by detecting HO_2 from photofragment emission. *J. Chem. Phys.* **1984**, *81*, 3122-3126.
- Wantuck, P. J.; Oldenberg, R. C.; Baughcum, S. L.; Winn, K. R. Removal rate constant measurements for CH_3O by O_2 over the 298-973 K range. *J. Phys. Chem.* **1987**, *91*, 4653-4655, doi:10.1021/j100302a004.
- Washida, N. Reaction of methyl radicals with $O(^3P)$, O_2 and NO. *J. Chem. Phys.* **1980**, *73*, 1665-1672.
- Washida, N.; Akimoto, H.; Okuda, M. Is $O_2^*(a^1\Delta_g)$ formed in the $O + O_3$, $H + O_3$, and $NO + O_3$ reactions? *Bull. Chem. Soc. Jpn.* **1980**, *53*, 3496-3503.
- Washida, N.; Bayes, K. D. The reactions of methyl radicals with atomic and molecular oxygen. *Int. J. Chem. Kinet.* **1976**, *8*, 777-794.
- Washida, N.; Martinez, R. I.; Bayes, K. D. The oxidation of formyl radicals. *Z. Naturforsch.* **1974**, *29A*, 251-255.
- Welz, O.; Savee, J. D.; Osborn, D. L.; Vasu, S. S.; Percival, C. J.; Shallcross, D. E.; Taatjes, C. A. Direct kinetic measurements of Criegee intermediate (CH_2OO) formed by reaction of CH_2I with O_2 . *Science* **2012**, *335*, 204-207, doi:10.1126/science.1213229.
- Westenberg, A. A.; deHaas, N. Absolute measurements of the $O + C_2H_2$ rate coefficient. *J. Phys. Chem.* **1969**, *73*, 1181-1186, doi:10.1021/j100725a001.
- Westenberg, A. A.; deHaas, N. A flash photolysis-resonance fluorescence study of the $O + C_2H_2$ and $O + C_2H_3Cl$ reactions. *J. Chem. Phys.* **1977**, *66*, 4900-4905.
- Wiebe, H. A.; Hecklen, J. Photolysis of methyl nitrite. *J. Am. Chem. Soc.* **1973**, *95*, 1-7, doi:10.1021/ja00782a001.
- Wille, U.; Becker, E.; Schindler, R. N.; Lancar, I. T.; Poulet, G.; Le Bras, G. A discharge flow mass-spectrometric study of the reaction between the NO_3 radical and isoprene. *J. Atmos. Chem.* **1991**, *13*, 183-193.
- Wine, P. H.; Astalos, R. J.; Mauldin, R. L., III Kinetic and mechanistic study of the $OH + HCOOH$ reaction. *J. Phys. Chem.* **1985**, *89*, 2620-2624, doi:10.1021/j100258a037.
- Winer, A. M.; Lloyd, A. C.; Darnall, K. R.; Atkinson, R.; Pitts, J. N., Jr. Rate constants for the reaction of OH radicals with *n*-propyl acetate, *sec*-butyl acetate, tetrahydrofuran and peroxyacetyl nitrate. *Chem. Phys. Lett.* **1977**, *51*, 221-226.
- Winer, A. M.; Lloyd, A. C.; Darnall, K. R.; Pitts, J. N., Jr. Relative rate constants for the reaction of the hydroxyl radical with selected ketones, chloroethenes, and monoterpene hydrocarbons. *J. Phys. Chem.* **1976**, *80*, 1635-1639.
- Wollenhaupt, M.; Carl, S. A.; Horowitz, A.; Crowley, J. N. Rate coefficients for reaction of OH with acetone between 202 and 395 K. *J. Phys. Chem. A* **2000**, *104*, 2695-2705, doi:10.1021/jp993738f.
- Wu, H.; Mu, Y.; Zhang, X.; Jiang, G. Relative rate constants for the reactions of hydroxyl radicals and chlorine atoms with a series of aliphatic alcohols. *Int. J. Chem. Kinet.* **2003**, *35*, 81-87, doi:10.1002/kin.10109.
- Yamada, T.; Taylor, P. H.; Goumri, A.; Marshall, P. The reaction of OH with acetone and acetone- d_6 from 298 to 832 K: Rate coefficients and mechanism. *J. Chem. Phys.* **2003**, *119*, 10600-10606, doi:10.1063/1.1619950.
- Yetter, R. A.; Rabitz, H.; Dryer, F. L.; Maki, R. G.; Klemm, R. B. Evaluation of the rate constant for the reaction $OH + H_2CO$: Application of modeling and sensitivity analysis techniques for determination of the product branching ratio. *J. Chem. Phys.* **1989**, *91*, 4088-4097, doi:10.1063/1.456838.
- Yujing, M.; Mellouki, A. Temperature dependence for the rate constants of the reaction of OH radicals with selected alcohols. *Chem. Phys. Lett.* **2001**, *333*, 63-68.
- Zabarnick, S.; Fleming, J. W.; Lin, M. C. Kinetics of hydroxyl radical reactions with formaldehyde and 1,3,5-trioxane between 290 and 600 K. *Int. J. Chem. Kinet.* **1988**, *20*, 117-129.
- Zabarnick, S.; Hecklen, J. Reactions of alkoxy radicals with O_2 . I. C_2H_5O radicals. *Int. J. Chem. Kinet.* **1985**, *17*, 455-476.
- Zabel, F.; Sahetchian, K. A.; Chachaty, C. ESR spectra of free radicals formed during the gas-phase photo-oxidation of formaldehyde: Thermal stability of the $HOCH_2OO$ radical. *Chem. Phys. Lett.* **1987**, *134*, 433-437.
- Zellner, R. Recent advances in free radical kinetics of oxygenated hydrocarbon radicals. *J. Chim. Phys.* **1987**, *84*, 403-407.

- Zellner, R.; Ewig, F. Computational study of the $\text{CH}_3 + \text{O}_2$ chain branching reaction. *J. Phys. Chem.* **1988**, *92*, 2971-2974.
- Zetzsch, C. "Rate constants for the reactions of OH with acetone and methylethylketone in the gas phase"; 7th International Symposium on Gas Kinetics, 1982, Goettingen, Germany.
- Zetzsch, C.; Stuhl, F. In *Proceedings of the 2nd European Symposium on the Physico-Chemical Behaviour of Atmospheric Pollutants*; D. Reidel Publishing Co.: Dordrecht, Holland, 1982; pp 129-137.
- Zhang, R.; Suh, I.; Lei, W.; Clinkenbeard, A. D.; North, S. W. Kinetic studies of OH-initiated reactions of isoprene. *J. Geophys. Res.* **2000**, *105*, 24627-24635.
- Zhu, L.; Talukdar, R. K.; Burkholder, J. B.; Ravishankara, A. R. Rate coefficients for the OH + acetaldehyde (CH_3CHO) Reaction Between 204 and 373 K. *Int. J. Chem. Kinet.* **2008**, *40*, 635-646, doi:10.1002/kin.20346.

1.10 FO_x Reactions

1.10.1 Table 1E: FO_x Reactions

Reaction	Temperature Range of Exp. Data (K) ^a	A Factor	E/R	k(298 K) ^b	f(298 K) ^c	g	Note
O + FO → F + O ₂	298	2.7×10 ⁻¹¹	0	2.7×10 ⁻¹¹	3.0	250	E1
O + FO ₂ → FO + O ₂	–	5.0×10 ⁻¹¹	0	5.0×10 ⁻¹¹	5.0		E2
OH + CH ₃ F → CH ₂ F + H ₂ O (HFC-41)	243–480	2.2×10 ⁻¹²	1400	2.0×10 ⁻¹⁴	1.1	150	E3
OH + CH ₂ F ₂ → CHF ₂ + H ₂ O (HFC-32)	220–492	1.7×10 ⁻¹²	1500	1.1×10 ⁻¹⁴	1.07	100	E4
OH + CHF ₃ → CF ₃ + H ₂ O (HFC-23)	253–1663	6.1×10 ⁻¹³	2260	3.1×10 ⁻¹⁶	1.15	100	E5
OH + CH ₃ CH ₂ F → products (HFC-161)	210–480	2.5×10 ⁻¹²	730	2.2×10 ⁻¹³	1.07	50	E6
OH + CH ₃ CHF ₂ → products (HFC-152a)	210–480	8.7×10 ⁻¹³	975	3.3×10 ⁻¹⁴	1.07	50	E7
OH + CH ₂ FCH ₂ F → CHFCH ₂ F + H ₂ O (HFC-152)	210–480	1.05×10 ⁻¹²	710	9.7×10 ⁻¹⁴	1.07	100	E8
OH + CH ₃ CF ₃ → CH ₂ CF ₃ + H ₂ O (HFC-143a)	261–425	1.07×10 ⁻¹²	2000	1.3×10 ⁻¹⁵	1.1	100	E9
OH + CH ₂ FCHF ₂ → products (HFC-143)	278–441	3.9×10 ⁻¹²	1620	1.7×10 ⁻¹⁴	1.2	200	E10
OH + CH ₂ FCF ₃ → CHF ₂ CF ₃ + H ₂ O (HFC-134a)	220–473	1.03×10 ⁻¹²	1620	4.5×10 ⁻¹⁵	1.1	100	E11
OH + CHF ₂ CHF ₂ → CF ₂ CHF ₂ + H ₂ O (HFC-134)	294–434	1.6×10 ⁻¹²	1660	6.1×10 ⁻¹⁵	1.2	200	E12
OH + CHF ₂ CF ₃ → CF ₂ CF ₃ + H ₂ O (HFC-125)	220–441	6.0×10 ⁻¹³	1700	2.0×10 ⁻¹⁵	1.1	100	E13
OH + CH ₃ CHFCH ₃ → products (HFC-281ea)	288–394	3.0×10 ⁻¹²	490	5.8×10 ⁻¹³	1.2	100	E14
OH + CH ₃ CH ₂ CF ₃ → products (HFC-263fb)	238–375	3.7×10 ⁻¹²	1290	4.9×10 ⁻¹⁴	1.15	100	E15
OH + CH ₂ FCF ₂ CHF ₂ → products (HFC-245ca)	260–365	2.1×10 ⁻¹²	1620	9.2×10 ⁻¹⁵	1.2	150	E16
OH + CH ₃ CF ₂ CF ₃ → products (HFC-245cb)	298–370	4.2×10 ⁻¹³	1680	1.5×10 ⁻¹⁵	1.1	200	E17
OH + CHF ₂ CHFCHF ₂ → products (HFC-245ea)	238–375	1.53×10 ⁻¹²	1340	1.7×10 ⁻¹⁴	1.1	150	E18
OH + CH ₂ FCH ₂ CF ₃ → products (HFC-245eb)	238–375	1.16×10 ⁻¹²	1260	1.7×10 ⁻¹⁴	1.15	100	E19
OH + CHF ₂ CH ₂ CF ₃ → products (HFC-245fa)	273–370	6.1×10 ⁻¹³	1330	7.0×10 ⁻¹⁵	1.15	100	E20
OH + CH ₂ FCF ₂ CF ₃ → CHF ₂ CF ₂ CF ₃ + H ₂ O (HFC-236cb)	251–314	1.03×10 ⁻¹²	1620	4.5×10 ⁻¹⁵	2.0	200	E21
OH + CHF ₂ CHF ₂ CF ₃ → products (HFC-236ea)	251–380	9.4×10 ⁻¹³	1550	5.2×10 ⁻¹⁵	1.2	200	E22
OH + CF ₃ CH ₂ CF ₃ → CF ₃ CHCF ₃ + H ₂ O (HFC-236fa)	251–413	1.45×10 ⁻¹²	2500	3.3×10 ⁻¹⁶	1.15	150	E23
OH + CF ₃ CH ₂ CF ₃ → CF ₃ CF ₂ CF ₃ + H ₂ O (HFC-227ea)	250–463	4.8×10 ⁻¹³	1680	1.7×10 ⁻¹⁵	1.15	75	E24

Reaction	Temperature Range of Exp. Data (K) ^a	A Factor	E/R	k(298 K) ^b	f(298 K) ^c	g	Note
OH + CH ₃ CF ₂ CH ₂ CF ₃ → products (HFC-365mfc)	269–373	1.8×10 ⁻¹²	1660	6.9×10 ⁻¹⁵	1.3	100	E25
OH + CF ₃ CH ₂ CH ₂ CF ₃ → products (HFC-356mff)	260–365	3.4×10 ⁻¹²	1820	7.6×10 ⁻¹⁵	1.2	300	E26
OH + CH ₂ FCH ₂ CF ₂ CF ₃ → products (HFC-356mcf)	252–346	1.7×10 ⁻¹²	1100	4.2×10 ⁻¹⁴	1.3	150	E27
OH + CHF ₂ CF ₂ CF ₂ CF ₂ H → products (HFC-338pcc)	232–419	7.7×10 ⁻¹³	1540	4.4×10 ⁻¹⁵	1.2	150	E28
OH + CF ₃ CH ₂ CF ₂ CH ₂ CF ₃ → products (HFC-458mfcf)	278–354	1.1×10 ⁻¹²	1800	2.6×10 ⁻¹⁵	1.5	200	E29
OH + CF ₃ CHFCHFCF ₂ CF ₃ → products (HFC-43-10mee)	250–400	5.2×10 ⁻¹³	1500	3.4×10 ⁻¹⁵	1.2	150	E30
OH + CF ₃ CF ₂ CH ₂ CH ₂ CF ₂ CF ₃ → products (HFC-55-10-mcff)	298	3.5×10 ⁻¹²	1800	8.3×10 ⁻¹⁵	1.5	300	E31
OH + CH ₂ =CHF → products	220–426	1.77×10 ⁻¹²	-310	5.0×10 ⁻¹²	1.07	20	E32
OH + CH ₂ =CF ₂ → products	219–373	1.7×10 ⁻¹²	-150	2.8×10 ⁻¹²	1.07	20	E33
OH + CHF=CF ₂ → products	253–328	2.52×10 ⁻¹²	-340	7.9×10 ⁻¹²	1.1	50	E34
OH + CF ₂ =CF ₂ → products	250–370	3.4×10 ⁻¹²	-320	1.0×10 ⁻¹¹	1.15	100	E35
OH + CH ₂ =CHCH ₂ F → products	228–388	6.0×10 ⁻¹²	-290	1.6×10 ⁻¹¹	1.3	100	E36
OH + CH ₂ =CHCF ₃ → products	252–370	8.2×10 ⁻¹³	-170	1.45×10 ⁻¹²	1.07	50	E37
OH + CH ₂ =CFCF ₃ → products	206–380	1.1×10 ⁻¹²	0	1.1×10 ⁻¹²	1.05	0	E38
OH + (E)-CHF=CHCF ₃ → products	220–370	6.1×10 ⁻¹³	-40	7.0×10 ⁻¹³	1.1	0	E39
OH + (E)-CHF=CFCF ₃ → products	296	1.65×10 ⁻¹²	-100	2.3×10 ⁻¹²	1.3	50	E40
OH + (Z)-CHF=CFCF ₃ → products	200–380	7.5×10 ⁻¹³	-165	1.3×10 ⁻¹²	1.07	50	E41
OH + CF ₂ =CFCF ₃ → products	250–489	5.34×10 ⁻¹³	-415	2.15×10 ⁻¹²	1.05	50	E42
OH + CF ₂ =CFCF=CF ₂ → products	298	4.0×10 ⁻¹²	-300	1.1×10 ⁻¹¹	1.15	100	E43
OH + CH ₂ =CHCF ₂ CF ₃ → products	296	7.9×10 ⁻¹³	-170	1.4×10 ⁻¹²	1.2	50	E44
OH + (Z)-CF ₃ CH=CHCF ₃ → products	212–374	2.46×10 ⁻¹³	-200	4.8×10 ⁻¹³	1.07	20	E45
OH + (E)-CF ₃ CF=CFCF ₃ → products	230–370	3.17×10 ⁻¹³	-180	5.8×10 ⁻¹³	1.1	20	E46
OH + (Z)-CF ₃ CF=CFCF ₃ → products	230–370	2.9×10 ⁻¹³	-80	3.8×10 ⁻¹³	1.1	20	E47
OH + (CF ₃) ₂ C=CFCF ₂ CF ₃	250–370	7.1×10 ⁻¹⁴	0	7.1×10 ⁻¹⁴	1.05	50	E48
OH + CF ₃ OH → CF ₃ O + H ₂ O	–			<2×10 ⁻¹⁷			E49

Reaction	Temperature Range of Exp. Data (K) ^a	A Factor	E/R	k(298 K) ^b	f(298 K) ^c	g	Note
OH + CH ₂ FCH ₂ OH → products	220–370	1.82×10 ⁻¹²	210	9.0×10 ⁻¹³	1.05	50	E50
OH + CHF ₂ CH ₂ OH → products	220–370	1.4×10 ⁻¹²	500	2.6×10 ⁻¹³	1.05	100	E51
OH + CF ₃ CH ₂ OH → products	220–430	8.6×10 ⁻¹³	640	1.0×10 ⁻¹³	1.05	100	E52
OH + CF ₃ CF ₂ CH ₂ OH → products	250–430	1.16×10 ⁻¹²	730	1.0×10 ⁻¹³	1.05	100	E53
OH + (CF ₃) ₂ CHOH → products	220–430	4.05×10 ⁻¹³	830	2.5×10 ⁻¹⁴	1.05	100	E54
OH + CF ₃ CHF ₂ CH ₂ OH → products	230–430	1.07×10 ⁻¹²	640	1.25×10 ⁻¹³	1.1	100	E55
OH + CF ₃ CF ₂ CF ₂ CF ₂ CH ₂ OH → products	296	<i>1.16×10⁻¹²</i>	<i>730</i>	1.0×10 ⁻¹³	1.1	200	E56
OH + CH ₃ OCHF ₂ → products (HFE-152a)	298–460	1.05×10 ⁻¹¹	1700	3.5×10 ⁻¹⁴	1.3	200	E57
OH + CH ₃ OCF ₃ → CH ₂ OCF ₃ + H ₂ O (HFE-143a)	268–460	1.84×10 ⁻¹²	1500	1.2×10 ⁻¹⁴	1.1	150	E58
OH + CHF ₂ OCHF ₂ → CF ₂ OCHF ₂ + H ₂ O (HFE-134)	251–464	1.1×10 ⁻¹²	1830	2.4×10 ⁻¹⁵	1.1	150	E59
OH + CHF ₂ OCF ₃ → CF ₂ OCF ₃ + H ₂ O (HFE-125)	298–393	4.6×10 ⁻¹³	2040	4.9×10 ⁻¹⁶	1.2	200	E60
OH + CH ₃ OCHF ₂ CF ₃ → products	253–328	2.05×10 ⁻¹²	760	1.6×10 ⁻¹³	1.15	50	E61
OH + CH ₂ FOCH(CF ₃) ₂ → products (Sevoflurane)	241–422	8.77×10 ⁻¹³	960	3.5×10 ⁻¹⁴	1.15	100	E62
OH + CH ₃ OCF ₂ CHF ₂ → products	250–430	1.7×10 ⁻¹²	1300	2.2×10 ⁻¹⁴	1.3	200	E63
OH + CH ₃ OCF ₂ CF ₃ → products	250–430	1.1×10 ⁻¹²	1370	1.1×10 ⁻¹⁴	1.2	150	E64
OH + CHF ₂ OCH ₂ CF ₃ → products (HFE-245fa2)	292–460	2.9×10 ⁻¹²	1660	1.1×10 ⁻¹⁴	1.15	200	E65
OH + CHF ₂ OCHF ₂ CF ₃ → products (Desflurane)	241–298	8.15×10 ⁻¹³	1570	4.2×10 ⁻¹⁵	1.15	100	E66
OH + CHF ₂ OCF ₂ CHF ₂ → products	253–407	5.8×10 ⁻¹³	1600	2.7×10 ⁻¹⁵	1.2	50	E67
OH + CF ₃ OCHF ₂ CF ₃ → products	250–430	3.1×10 ⁻¹³	1680	1.1×10 ⁻¹⁵	1.15	100	E68
OH + CH ₃ OCF ₂ CF ₂ CF ₃ → products	250–430	1.4×10 ⁻¹²	1440	1.1×10 ⁻¹⁴	1.15	150	E69
OH + CH ₃ OCH(CF ₃) ₂ → products (HFE-356mm1)	253–328	1.36×10 ⁻¹²	530	2.3×10 ⁻¹³	1.1	50	E70
OH + CH ₃ OCF(CF ₃) ₂ → products	250–430	1.3×10 ⁻¹²	1330	1.5×10 ⁻¹⁴	1.1	100	E71
OH + CH ₃ OC ₄ F ₉ → products	295	<i>1.3×10⁻¹²</i>	<i>1400</i>	1.2×10 ⁻¹⁴	1.15	150	E72
OH + CHF ₂ OCH ₂ CF ₂ CHF ₂ → products	250–430	1.82×10 ⁻¹²	1410	1.6×10 ⁻¹⁴	1.2	200	E73
OH + CHF ₂ OCH ₂ CF ₂ CF ₃ → products	250–430	1.6×10 ⁻¹²	1510	1.0×10 ⁻¹⁴	1.3	200	E74

Reaction	Temperature Range of Exp. Data (K) ^a	A Factor	E/R	k(298 K) ^b	f(298 K) ^c	g	Note
OH + CHF ₂ OCH(CF ₃) ₂ → products	284–398	1.03×10 ⁻¹²	1760	2.8×10 ⁻¹⁵	1.2	150	E75
OH + CH ₃ CH ₂ OCF ₂ CHF ₂ → products	250–430	2.1×10 ⁻¹²	670	2.2×10 ⁻¹³	1.1	100	E76
OH + CF ₃ CH ₂ OCH ₂ CF ₃ → products	268–409	2.8×10 ⁻¹²	890	1.4×10 ⁻¹³	1.1	100	E77
OH + CF ₃ CH ₂ OCF ₂ CHF ₂ → products (HFE-347pcf2)	250–430	1.32×10 ⁻¹²	1470	9.5×10 ⁻¹⁵	1.1	50	E78
OH + CHF ₂ OCF ₂ OCHF ₂ → products	295	1.0×10 ⁻¹²	1800	2.4×10 ⁻¹⁵	1.4	200	E79
OH + CHF ₂ OCF ₂ CF ₂ OCHF ₂ → products	295	2.0×10 ⁻¹²	1800	4.7×10 ⁻¹⁵	1.5	200	E80
OH + CHF ₂ OCF ₂ CF ₂ OCF ₂ OCHF ₂ → products	295	1.9×10 ⁻¹²	1800	4.6×10 ⁻¹⁵	1.5	200	E81
F + O ₂ \xrightarrow{M} FO ₂		(See Table 2-1)					
F + O ₃ → FO + O ₂	253–365	2.2×10 ⁻¹¹	230	1.0×10 ⁻¹¹	1.5	200	E82
F + H ₂ → HF + H	77–765	1.4×10 ⁻¹⁰	500	2.6×10 ⁻¹¹	1.2	200	E83
F + H ₂ O → HF + OH	240–373	1.4×10 ⁻¹¹	0	1.4×10 ⁻¹¹	1.3	200	E84
F + NO \xrightarrow{M} FNO		(See Table 2-1)					
F + NO ₂ \xrightarrow{M} FNO ₂		(See Table 2-1)					
F + HNO ₃ → HF + NO ₃	260–373	6.0×10 ⁻¹²	-400	2.3×10 ⁻¹¹	1.3	200	E85
F + CH ₄ → HF + CH ₃	139–423	1.6×10 ⁻¹⁰	260	6.7×10 ⁻¹¹	1.4	200	E86
FO + O ₃ → products	298			<1 × 10 ⁻¹⁴			E87
FO + NO → NO ₂ + F	298–845	8.2×10 ⁻¹²	-300	2.2×10 ⁻¹¹	1.5	200	E88
FO + NO ₂ \xrightarrow{M} FONO ₂		(See Table 2-1)					
FO + FO → 2F + O ₂	298–435	1.0×10 ⁻¹¹	0	1.0×10 ⁻¹¹	1.5	250	E89
FO ₂ + O ₃ → products	298			<3.4×10 ⁻¹⁶			E90
FO ₂ + NO → FNO + O ₂	190–298	7.5×10 ⁻¹²	690	7.5×10 ⁻¹³	2.0	400	E91
FO ₂ + NO ₂ → products	260–315	3.8×10 ⁻¹¹	2040	4.0×10 ⁻¹⁴	2.0	500	E92
FO ₂ + CO → products	298			<5.1×10 ⁻¹⁶			E93
FO ₂ + CH ₄ → products	298			<2×10 ⁻¹⁶			E94
CF ₃ + O ₂ \xrightarrow{M} CF ₃ O ₂		(See Table 2-1)					

Reaction	Temperature Range of Exp. Data (K) ^a	A Factor	E/R	k(298 K) ^b	f(298 K) ^c	g	Note
CF ₃ O + M → F + CF ₂ O + M		(See Table 2-1)					
CF ₃ O + O ₂ → FO ₂ + CF ₂ O	373	<i><3×10⁻¹¹</i>	<i>5000</i>	<i><1.5×10⁻¹⁸</i>			E95
CF ₃ O + O ₃ → CF ₃ O ₂ + O ₂	210–353	<i>2×10⁻¹²</i>	<i>1400</i>	1.8×10 ⁻¹⁴	1.3	600	E96
CF ₃ O + H ₂ O → OH + CF ₃ OH	296–381	<i>3×10⁻¹²</i>	<i>>3600</i>	<i><2×10⁻¹⁷</i>			E97
CF ₃ O + NO → CF ₂ O + FNO	213–393	3.7×10 ⁻¹¹	-110	5.4×10 ⁻¹¹	1.2	70	E98
CF ₃ O + NO ₂ → products M → CF ₃ ONO ₂	222–302	(See Note) (See Table 2-1)					E99
CF ₃ O + CO → products M → CF ₃ OCO	233–332	(See Note) (See Table 2-1)		<2×10 ⁻¹⁵			E100
CF ₃ O + CH ₄ → CH ₃ + CF ₃ OH	231–573	2.6×10 ⁻¹²	1420	2.2×10 ⁻¹⁴	1.1	200	E101
CF ₃ O + C ₂ H ₆ → C ₂ H ₅ + CF ₃ OH	233–573	4.9×10 ⁻¹²	400	1.3×10 ⁻¹²	1.2	100	E102
CF ₃ O ₂ + O ₃ → CF ₃ O + 2O ₂	210–353			<3×10 ⁻¹⁵			E103
CF ₃ O ₂ + CO → CF ₃ O + CO ₂	296			<5×10 ⁻¹⁶			E104
CF ₃ O ₂ + NO → CF ₃ O + NO ₂	230–430	5.4×10 ⁻¹²	-320	1.6×10 ⁻¹¹	1.1	150	E105
CF ₃ O ₂ + NO ₂ M → CF ₃ O ₂ NO ₂		(See Table 2-1)					

Shaded areas indicate changes or additions since JPL10-6. Italicized blue entries denote estimates.

^a Temperature range of available experimental data. This is not necessarily the range of temperature over which the recommended Arrhenius parameters are applicable. See the corresponding note for each reaction for such information.

^b Units are cm³ molecule⁻¹ s⁻¹.

^c f(298 K) is the uncertainty factor at 298 K. To calculate the uncertainty at other temperatures, use the expression:

$$f(T) = f(298 \text{ K}) \exp \left| g \left(\frac{1}{T} - \frac{1}{298} \right) \right|$$

Note that the exponent is an absolute value.

1.10.2 Notes: FO_x Reactions

- E1. O + FO.** The recommended value for k(298 K) is based on results of the room temperature study of Bedzhanyan et al.¹ The temperature dependence of the rate constant is expected to be small, as it is for the analogous ClO reaction.
(Table: 94-26, Note: 94-26, Evaluated: 94-26) [Back to Table](#)
- (1) Bedzhanyan, Y. R.; Markin, E. M.; Politenkova, G. G.; Gershenzon, Y. M. Experimental study of elementary reactions of FO radicals. III. Reactions with oxygen and nitrogen atoms. *Kinetics and Catalysis* **1993**, *33*, 797-801.
- E2. O + FO₂.** The recommended Arrhenius parameters are estimated, as there are no experimental data. The rate constant for such a radical-atom process is expected to approach the gas collision frequency, and is not expected to exhibit a strong temperature dependence.
(Table: 82-57, Note: 82-57, Evaluated: 82-57) [Back to Table](#)
- E3. OH + CH₃F (HFC-41).** The recommended value for k(298 K) is an average of the values from Schmoltner et al.,⁸ Nip et al.,⁷ Hsu and DeMore,⁴ and DeMore² (with the relative rate constants from the last two studies listed above recalculated based on the current recommendations for the rate constants for the OH + CH₃CHF₂ and OH + CH₃Cl reference reactions, respectively.) The recalculation procedure for relative rate measurements referenced to the OH + CH₃CHF₂ reaction is discussed in the note for that reaction. The recommended value for E/R is an average of the values obtained in the studies of Schmoltner et al.,⁸ Hsu and DeMore,⁴ and DeMore.² The results of Howard and Evenson,³ Jeong and Kaufman,⁵ Bera and Hanrahan,¹ and Wallington and Hurley⁹ appear to be systematically lower than those of the other studies over the temperature region of interest and were not used to derive the recommended parameters. The results from the 298 K study by Kowalczyk et al.,⁶ although in good agreement with the recommended value for k(298 K), also were not used since the results reported in this study for several halocarbons vary widely (ranging from 10% agreement with recommendations to as much as 3 orders of magnitude disagreement with recommendations).
Table: 15-10, Note: 15-10, Evaluated: 15-10) [Back to Table](#)
- (1) Bera, R. K.; Hanrahan, R. J. Investigation of gas-phase reactions of OH radicals with fluoromethane and difluoromethane using Ar-sensitized pulse-radiolysis. *Radiation Phys. Chem.* **1988**, *32*, 579-584.
- (2) DeMore, W. B. Experimental and estimated rate constants for the reactions of hydroxyl radicals with several halocarbons. *J. Phys. Chem.* **1996**, *100*, 5813-5820.
- (3) Howard, C. J.; Evenson, K. M. Rate constants for the reactions of OH with CH₄ and fluorine, chlorine, and bromine substituted methanes at 296 K. *J. Chem. Phys.* **1976**, *64*, 197-202.
- (4) Hsu, K. J.; DeMore, W. B. Rate constants and temperature dependences for the reactions of hydroxyl radical with several halogenated methanes, ethanes, and propanes by relative rate measurements. *J. Phys. Chem.* **1995**, *99*, 1235-1244.
- (5) Jeong, K. M.; Kaufman, F. Kinetics of the reaction of hydroxyl radical with methane and with nine Cl- and F-substituted methanes. 1. Experimental results, comparisons, and applications. *J. Phys. Chem.* **1982**, *86*, 1808-1815, doi:10.1021/j100207a016.
- (6) Kowalczyk, J.; Jowko, A.; Symanowicz, M. Kinetics of radical reactions in freons. *J. Radioanal. Nucl. Chem.* **1998**, *232*, 75-78.
- (7) Nip, W. S.; Singleton, D. L.; Overend, R.; Paraskevopoulos, G. Rates of OH radical reactions. 5. Reactions with CH₃F, CH₂F₂, CHF₃, CH₃CH₂F, and CH₃CHF₂ at 297 K. *J. Phys. Chem.* **1979**, *83*, 2440-2443, doi:10.1021/j100482a003.
- (8) Schmoltner, A. M.; Talukdar, R. K.; Warren, R. F.; Mellouki, A.; Goldfarb, L.; Gierczak, T.; McKeen, S. A.; Ravishankara, A. R. Rate coefficients for reactions of several hydrofluorocarbons with OH and O(¹D) and their atmospheric lifetimes. *J. Phys. Chem.* **1993**, *97*, 8976-8982.
- (9) Wallington, T. J.; Hurley, M. D. Atmospheric chemistry of HC(O)F - Reaction with OH radicals. *Environ. Sci. Technol.* **1993**, *27*, 1448-1452.
- E4. OH + CH₂F₂ (HFC-32).** The recommended value of k(298 K) is an average from the studies of Nip et al.,⁷ Jeong and Kaufman,⁵ Talukdar et al.,⁹ Hsu and DeMore⁴ (recalculated using the three-parameter expression given in the current recommendation for the rate constant for the OH + CH₃CHF₂ reference reaction), and Szilagyi et al.⁸ The recommended value for E/R is derived from a fit to the data from Jeong and Kaufman,⁵ Talukdar et al.,⁹ and Hsu and DeMore⁴ below 400 K after scaling each data set to the recommended value for

k(298 K). The results of Howard and Evenson,³ Clyne and Holt,² Bera and Hanrahan,¹ and Kowalczyk et al.⁶ are somewhat more scattered and were not used in deriving the recommended parameters.

(Table: 15-10, Note: 15-10, Evaluated: 15-10) [Back to Table](#)

- (1) Bera, R. K.; Hanrahan, R. J. Investigation of gas-phase reactions of OH radicals with fluoromethane and difluoromethane using Ar-sensitized pulse-radiolysis. *Radiation Phys. Chem.* **1988**, *32*, 579-584.
- (2) Clyne, M. A. A.; Holt, P. M. Reaction kinetics involving ground $X^2\Pi$ and excited $A^2\Sigma^+$ hydroxyl radicals Part 2.-Rate constants for reactions of OH $X^2\Pi$ with halogenomethanes and halogenoethanes. *J. Chem. Soc. Faraday Trans. 2* **1979**, *75*, 582-591.
- (3) Howard, C. J.; Evenson, K. M. Rate constants for the reactions of OH with CH₄ and fluorine, chlorine, and bromine substituted methanes at 296 K. *J. Chem. Phys.* **1976**, *64*, 197-202.
- (4) Hsu, K. J.; DeMore, W. B. Rate constants and temperature dependences for the reactions of hydroxyl radical with several halogenated methanes, ethanes, and propanes by relative rate measurements. *J. Phys. Chem.* **1995**, *99*, 1235-1244.
- (5) Jeong, K. M.; Kaufman, F. Kinetics of the reaction of hydroxyl radical with methane and with nine Cl- and F-substituted methanes. 1. Experimental results, comparisons, and applications. *J. Phys. Chem.* **1982**, *86*, 1808-1815, doi:10.1021/j100207a016.
- (6) Kowalczyk, J.; Jowko, A.; Symanowicz, M. Kinetics of radical reactions in freons. *J. Radioanal. Nucl. Chem.* **1998**, *232*, 75-78.
- (7) Nip, W. S.; Singleton, D. L.; Overend, R.; Paraskevopoulos, G. Rates of OH radical reactions. 5. Reactions with CH₃F, CH₂F₂, CHF₃, CH₃CH₂F, and CH₃CHF₂ at 297 K. *J. Phys. Chem.* **1979**, *83*, 2440-2443, doi:10.1021/j100482a003.
- (8) Szilagyi, I.; Dobe, S.; Berces, T. Rate constant for the reaction of the OH-radical with CH₂F₂. *React. Kinet. Catal. Lett.* **2000**, *70*, 319-324.
- (9) Talukdar, R.; Mellouki, A.; Gierczak, T.; Burkholder, J. B.; McKeen, S. A.; Ravishankara, A. R. Atmospheric fate of CF₂H₂, CH₃CF₃, CHF₂CF₃, and CH₃CFCl₂: Rate coefficients for reactions with OH and UV absorption cross sections of CH₃CFCl₂. *J. Phys. Chem.* **1991**, *95*, 5815-5821.

E5. OH + CHF₃ (HFC-23). The recommended value for k(298 K) is an average of the values reported in the absolute rate study of Schmoltner et al.⁹ and in the relative rate studies of Hsu and DeMore⁵ (recalculated based on the current recommendation for the rate constant for the OH + CHF₂CF₃ reference reaction) and of Chen et al.² (two relative rate determinations recalculated based on the current recommendations for the rate constants for the OH + CHF₂CF₃ and OH + CHF₂Cl reference reactions). The recommended value for E/R is derived from a fit to the data from these same three studies after scaling each data set to the recommended value of k(298 K). The results of Jeong and Kaufman⁶ and Medhurst et al.,⁷ being predominantly above room temperature, were not used in deriving the recommended parameters. The results from Clyne and Holt³ and Bera and Hanrahan¹ were also not used due to their inconsistency with the other studies. The room temperature values of Howard and Evenson⁴ and Nip et al.⁸ are encompassed within the 2σ confidence limits. (Table: 15-10, Note: 15-10, Evaluated: 15-10) [Back to Table](#)

- (1) Bera, R. K.; Hanrahan, R. J. Investigation of gas-phase reactions of OH radicals with fluoromethane and difluoromethane using Ar-sensitized pulse-radiolysis. *Radiation Phys. Chem.* **1988**, *32*, 579-584.
- (2) Chen, L.; Kutsuna, S.; Tokuhashi, K.; Sekiya, A. New technique for generating high concentrations of gaseous OH radicals in relative rate measurements. *Int. J. Chem. Kinet.* **2003**, *35*, 317-325, doi:10.1002/kin.10133.
- (3) Clyne, M. A. A.; Holt, P. M. Reaction kinetics involving ground $X^2\Pi$ and excited $A^2\Sigma^+$ hydroxyl radicals Part 2.-Rate constants for reactions of OH $X^2\Pi$ with halogenomethanes and halogenoethanes. *J. Chem. Soc. Faraday Trans. 2* **1979**, *75*, 582-591.
- (4) Howard, C. J.; Evenson, K. M. Rate constants for the reactions of OH with CH₄ and fluorine, chlorine, and bromine substituted methanes at 296 K. *J. Chem. Phys.* **1976**, *64*, 197-202.
- (5) Hsu, K. J.; DeMore, W. B. Rate constants and temperature dependences for the reactions of hydroxyl radical with several halogenated methanes, ethanes, and propanes by relative rate measurements. *J. Phys. Chem.* **1995**, *99*, 1235-1244.
- (6) Jeong, K. M.; Kaufman, F. Kinetics of the reaction of hydroxyl radical with methane and with nine Cl- and F-substituted methanes. 1. Experimental results, comparisons, and applications. *J. Phys. Chem.* **1982**, *86*, 1808-1815, doi:10.1021/j100207a016.
- (7) Medhurst, L. J.; Fleming, J.; Nelson, H. H. Reaction rate constants of OH + CHF₃ → products and O(³P) + CHF₃ → OH + CF₃ at 500–750 K. *Chem. Phys. Lett.* **1977**, *266*, 607-611.

- (8) Nip, W. S.; Singleton, D. L.; Overend, R.; Paraskevopoulos, G. Rates of OH radical reactions. 5. Reactions with CH₃F, CH₂F₂, CHF₃, CH₃CH₂F, and CH₃CHF₂ at 297 K. *J. Phys. Chem.* **1979**, *83*, 2440-2443, doi:10.1021/j100482a003.
- (9) Schmoltner, A. M.; Talukdar, R. K.; Warren, R. F.; Mellouki, A.; Goldfarb, L.; Gierczak, T.; McKeen, S. A.; Ravishankara, A. R. Rate coefficients for reactions of several hydrofluorocarbons with OH and O(¹D) and their atmospheric lifetimes. *J. Phys. Chem.* **1993**, *97*, 8976-8982.

E6. OH + CH₃CH₂F (HFC-161). The recommended value for k(298 K) is an average of the values from Nip et al.,³ Schmoltner et al.,⁴ and Kozlov et al.² The value of E/R is derived from a fit to the data from the latter two studies at room temperature and below after scaling each data set to the value recommended for k(298 K). The relative rate study by Hsu and DeMore¹ reports a temperature dependence that is markedly stronger than those of Schmoltner et al.⁴ and Kozlov et al.,² which are in excellent agreement. This difference is due to significantly lower rate constant values being in the Hsu and DeMore study in the region near room temperature. The Hsu and DeMore temperature dependence for HFC-161 is also significantly stronger than measured and recommended for HFC-152 and HFC-152a, where similar dependences would be expected. Curvature in the Arrhenius plot is evident from the study by Kozlov et al.,² which was conducted over an extended temperature range above and below room temperature. Singleton et al.⁵ determined that 85 ± 3% of the abstraction by OH is from the fluorine-substituted methyl group at room temperature. Hence, curvature in the Arrhenius plot may be due to the increasing importance of hydrogen abstraction from the unsubstituted methyl group with increasing temperature, although similar curvature was observed in the case of OH + CH₂FCH₂F with two identical fluoromethyl groups. Due to such curvature, the recommended Arrhenius parameters should not be used for calculating rate constants above room temperature. Rather, one should use the three-parameter expression that is derived from a fit to the data of Kozlov et al. over the temperature range from 210 K to 480 K after the data were scaled to match the recommended value of k(298 K):

$$k(T) = 3.1 \times 10^{-13} (T/298)^{2.45} \exp(-103/T)$$

(Table: 15-10, Note: 15-10, Evaluated: 15-10) [Back to Table](#)

- (1) Hsu, K. J.; DeMore, W. B. Rate constants and temperature dependences for the reactions of hydroxyl radical with several halogenated methanes, ethanes, and propanes by relative rate measurements. *J. Phys. Chem.* **1995**, *99*, 1235-1244.
- (2) Kozlov, S. N.; Orkin, V. L.; Kurylo, M. J. An investigation of the reactivity of OH with fluoroethanes: CH₃CH₂F (HFC-161), CH₂FCH₂F (HFC-152), and CH₃CHF₂ (HFC-152a). *J. Phys. Chem. A* **2003**, *107*, 2239-2246, doi:10.1021/jp022087b.
- (3) Nip, W. S.; Singleton, D. L.; Overend, R.; Paraskevopoulos, G. Rates of OH radical reactions. 5. Reactions with CH₃F, CH₂F₂, CHF₃, CH₃CH₂F, and CH₃CHF₂ at 297 K. *J. Phys. Chem.* **1979**, *83*, 2440-2443, doi:10.1021/j100482a003.
- (4) Schmoltner, A. M.; Talukdar, R. K.; Warren, R. F.; Mellouki, A.; Goldfarb, L.; Gierczak, T.; McKeen, S. A.; Ravishankara, A. R. Rate coefficients for reactions of several hydrofluorocarbons with OH and O(¹D) and their atmospheric lifetimes. *J. Phys. Chem.* **1993**, *97*, 8976-8982.
- (5) Singleton, D. L.; Paraskevopoulos, G.; Irwin, R. S. Reaction of OH with CH₃CH₂F. The extent of H abstraction from the α and β positions. *J. Phys. Chem.* **1980**, *84*, 2339-2343, doi:10.1021/j100456a001.

E7. OH + CH₃CHF₂ (HFC-152a). The recommended value for k(298 K) is an average of the values from the absolute rate studies of Howard and Evenson,⁵ Handwerk and Zellner,⁴ Nip et al.,¹⁰ Gierczak et al.³ (two different determinations), and Kozlov et al.,⁷ and from the relative rate studies of Hsu and DeMore⁶ (two determinations that have been recalculated based on the current recommendations for the rate constants of the OH + CH₄ and OH + CH₃CCl₃ reference reactions), Wilson et al.¹² (two determinations that have been recalculated based on the current recommendations for the rate constants of the OH + C₂H₆ and OH + *c*-C₃H₆ reference reactions), and Taketani et al.¹¹ (two determinations that have been recalculated based on the current recommendations for the rate constants of the OH + C₂H₂ and OH + C₂H₄ reference reactions). There are systematic differences in the temperature dependencies determined in the absolute studies (particularly below room temperature) and relative studies (conducted at room temperature and above). Curvature in the Arrhenius plot (as suggested by the data of Gierczak et al.³) has been more clearly demonstrated in the study of Kozlov et al.⁷ and seems to explain the earlier cited differences between the relative and absolute rate data. This curvature may be due to the presence of two hydrogen-abstraction reaction channels, although similar curvature was observed in case of OH + CH₂FCH₂F with two identical fluoromethyl groups. Hence, care must be taken in deriving a recommended rate expression suitable for atmospheric modeling (in the temperature region below room temperature).

In spite of the noticeable Arrhenius curvature over the temperature range from 210 K to 480 K, the data below 300 K can be well represented by a two-parameter Arrhenius expression. Thus, the recommended value for E/R is derived from a combined fit to the data ($T \leq 300$ K) of Gierczak et al.³ and Kozlov et al.⁷ after scaling each data set to the recommended value for $k(298$ K). The studies by Clyne and Holt,² Brown et al.,¹ and Nielsen⁹ all yield systematically higher rate constants and were not used in deriving the recommended parameters. The study by Liu et al.⁸ is superseded by that of Kozlov et al.⁷ In light of the observed Arrhenius curvature, the Arrhenius parameters recommended for temperatures below 300 K are not suitable for use in recalculating rate constants from relative rate studies conducted at temperatures above 300 K in which the OH + CH₃CHF₂ reaction was the reference. For such purposes, we recommend use of the three-parameter expression derived from a fit to the data of Kozlov et al.⁷ over the temperature range from 210 K to 480 K after the data were scaled to match the recommended value of $k(298$ K):

$$k(T) = 7.57 \times 10^{-14} (T/298)^{3.02} \exp(-247/T)$$

The site-specific rate coefficients were estimated by Kozlov et al.⁷ (assuming that the observed curvature in the Arrhenius plot is entirely due to different reaction channels) to be 33% reaction at the CH₃ group and 67% H atom abstraction from the CHF₂ group.

(Table: 10-6, Note: 15-10, Evaluated: 15-10) [Back to Table](#)

- (1) Brown, A. C.; Canosa-Mas, C. E.; Parr, A. D.; Wayne, R. P. Laboratory studies of some halogenated ethanes and ethers: Measurements of rates of reaction with OH and of infrared absorption cross-sections. *Atmos. Environ.* **1990**, *24A*, 2499-2511.
- (2) Clyne, M. A. A.; Holt, P. M. Reaction kinetics involving ground $X^2\Pi$ and excited $A^2\Sigma^+$ hydroxyl radicals Part 2.-Rate constants for reactions of OH $X^2\Pi$ with halogenomethanes and halogenoethanes. *J. Chem. Soc. Faraday Trans. 2* **1979**, *75*, 582-591.
- (3) Gierczak, T.; Talukdar, R.; Vaghjiani, G. L.; Lovejoy, E. R.; Ravishankara, A. R. Atmospheric fate of hydrofluoroethanes and hydrofluorochloroethanes: 1. Rate coefficients for reactions with OH. *J. Geophys. Res.* **1991**, *96*, 5001-5011.
- (4) Handwerk, V.; Zellner, R. Kinetics of the reactions of OH radicals with some halocarbons (CHClF₂, CH₂ClF, CH₂ClCF₃, CH₃CClF₂, CH₃CHF₂) in the temperature range 260-370 K. *Ber. Bunsenges. Phys. Chem.* **1978**, *82*, 1161-1166.
- (5) Howard, C. J.; Evenson, K. M. Rate constants for the reactions of OH with ethane and some halogen substituted ethanes at 296 K. *J. Chem. Phys.* **1976**, *64*, 4303-4306.
- (6) Hsu, K. J.; DeMore, W. B. Rate constants and temperature dependences for the reactions of hydroxyl radical with several halogenated methanes, ethanes, and propanes by relative rate measurements. *J. Phys. Chem.* **1995**, *99*, 1235-1244.
- (7) Kozlov, S. N.; Orkin, V. L.; Kurylo, M. J. An investigation of the reactivity of OH with fluoroethanes: CH₃CH₂F (HFC-161), CH₂FCH₂F (HFC-152), and CH₃CHF₂ (HFC-152a). *J. Phys. Chem. A* **2003**, *107*, 2239-2246, doi:10.1021/jp022087b.
- (8) Liu, R.; Huie, R. E.; Kurylo, M. J. Rate constants for the reactions of the OH radical with some hydrochlorofluorocarbons over the temperature range 270-400 K. *J. Phys. Chem.* **1990**, *94*, 3247-3249.
- (9) Nielsen, O. J. Rate constants for the gas-phase reactions of OH radicals with CH₃CHF₂ and CHCl₂CF₃ over the temperature range 295-388 K. *Chem. Phys. Lett.* **1991**, *187*, 286-290.
- (10) Nip, W. S.; Singleton, D. L.; Overend, R.; Paraskevopoulos, G. Rates of OH radical reactions. 5. Reactions with CH₃F, CH₂F₂, CHF₃, CH₃CH₂F, and CH₃CHF₂ at 297 K. *J. Phys. Chem.* **1979**, *83*, 2440-2443, doi:10.1021/j100482a003.
- (11) Taketani, F.; Nakayama, T.; Takahashi, K.; Matsumi, Y.; Hurley, M. D.; Wallington, T. J.; Toft, A.; Sulbaek Andersen, M. P. Atmospheric chemistry of CH₃CHF₂ (HFC-152a): Kinetics, mechanisms, and products of Cl atom- and OH radical-initiated oxidation in the presence and absence of NO_x. *J. Phys. Chem. A* **2005**, *109*, 9061-9069, doi:10.1021/jp044218+.
- (12) Wilson, E. W., Jr.; Jacoby, A. M.; Kukta, S. J.; Gilbert, L. E.; DeMore, W. B. Rate constants for reaction of CH₂FCH₂F (HFC-152) and CH₃CHF₂ (HFC-152a) with hydroxyl radicals. *J. Phys. Chem. A* **2003**, *107*, 9357-9361, doi:10.1021/jp027288u.

E8. OH + CH₂FCH₂F (HFC-152). The recommended value for $k(298$ K) is an average of the values from the absolute rate studies of Martin and Paraskevopoulos² and Kozlov et al.¹ and from the relative rate studies of Wilson et al.³ (three determinations recalculated using the current recommendations for the reference reactions of OH with HFC-152a, cyclopropane, and ethane). The value for E/R is from a fit to the data of Kozlov et al.¹ at room temperature and below. The data above room temperature from Kozlov et al.¹ are in excellent agreement with the three relative rate data sets of Wilson et al.³ Together, they show a pronounced curvature in the Arrhenius plot, which may indicate the existence of different conformers for HFC-152, each

with differing temperature populations and reactivities. The data over the temperature range from 210 K to 480 K can be represented by the three-parameter expression from Kozlov et al. after the latter was scaled to match the recommended $k(298\text{ K})$:

$$k(T) = 4.23 \times 10^{-14} (T/298)^{3.85} \exp(+247/T)$$

(Table: 10-6, Note: 15-10, Evaluated: 15-10) [Back to Table](#)

- (1) Kozlov, S. N.; Orkin, V. L.; Kurylo, M. J. An investigation of the reactivity of OH with fluoroethanes: CH₃CH₂F (HFC-161), CH₂FCH₂F (HFC-152), and CH₃CHF₂ (HFC-152a). *J. Phys. Chem. A* **2003**, *107*, 2239-2246, doi:10.1021/jp022087b.
- (2) Martin, J.-P.; Paraskevopoulos, G. A kinetic study of the reactions of OH radicals with fluoroethanes. Estimates of C-H bond strengths in fluoroalkanes. *Can. J. Chem.* **1983**, *61*, 861-865.
- (3) Wilson, E. W., Jr.; Jacoby, A. M.; Kukta, S. J.; Gilbert, L. E.; DeMore, W. B. Rate constants for reaction of CH₂FCH₂F (HFC-152) and CH₃CHF₂ (HFC-152a) with hydroxyl radicals. *J. Phys. Chem. A* **2003**, *107*, 9357-9361, doi:10.1021/jp027288u.

E9. OH + CH₃CF₃ (HFC-143a). The recommended value for $k(298\text{ K})$ is an average of the values from the absolute rate studies of Orkin et al.⁴ and Talukdar et al.⁵ (two different determinations by DF-LMR and LP-LIF), and from the relative rate study of Hsu and DeMore² (two determinations that have been recalculated based on the current recommendations for the rate constants of the OH + CH₄ and OH + CHF₂CF₃ reference reactions). The value for E/R is from a combined fit of the data from these three studies after scaling each data set to the recommended value for $k(298\text{ K})$. The data of Clyne and Holt¹ (333–425 K) and from Martin and Paraskevopoulos³ (298 K) were not used due to their inconsistency with the other studies.

(Table: 15-10, Note: 15-10, Evaluated: 15-10) [Back to Table](#)

- (1) Clyne, M. A. A.; Holt, P. M. Reaction kinetics involving ground X²Π and excited A²Σ⁺ hydroxyl radicals Part 2.-Rate constants for reactions of OH X²Π with halogenomethanes and halogenoethanes. *J. Chem. Soc. Faraday Trans. 2* **1979**, *75*, 582-591.
- (2) Hsu, K. J.; DeMore, W. B. Rate constants and temperature dependences for the reactions of hydroxyl radical with several halogenated methanes, ethanes, and propanes by relative rate measurements. *J. Phys. Chem.* **1995**, *99*, 1235-1244.
- (3) Martin, J.-P.; Paraskevopoulos, G. A kinetic study of the reactions of OH radicals with fluoroethanes. Estimates of C-H bond strengths in fluoroalkanes. *Can. J. Chem.* **1983**, *61*, 861-865.
- (4) Orkin, V. L.; Huie, R. E.; Kurylo, M. J. Atmospheric lifetimes of HFC-143a and HFC-245fa. *J. Phys. Chem.* **1996**, *100*, 8907-8912, doi:10.1021/jp9601882.
- (5) Talukdar, R.; Mellouki, A.; Gierczak, T.; Burkholder, J. B.; McKeen, S. A.; Ravishankara, A. R. Atmospheric fate of CF₂H₂, CH₃CF₃, CHF₂CF₃, and CH₃CFCl₂: Rate coefficients for reactions with OH and UV absorption cross sections of CH₃CFCl₂. *J. Phys. Chem.* **1991**, *95*, 5815-5821.

E10. OH + CH₂FCHF₂ (HFC-143). The recommended value for $k(298\text{ K})$ is an average of the room temperature values of Martin and Paraskevopoulos³ and Barry et al.¹ The recommended temperature dependence is based on results of the relative rate study of Barry et al.,¹ which have been recalculated based on the current recommendation for the rate constant of the reference reaction OH + CH₃CCl₃. The significantly higher values reported by Clyne and Holt² were not used in the derivation of the recommended parameters.

(Table: 02-25, Note: 02-25, Evaluated: 02-25) [Back to Table](#)

- (1) Barry, J.; Sidebottom, H.; Treacy, J.; Franklin, J. Kinetics and mechanism for the atmospheric oxidation of 1,1,2-trifluoroethane (HFC 143). *Int. J. Chem. Kinet.* **1995**, *27*, 27-36.
- (2) Clyne, M. A. A.; Holt, P. M. Reaction kinetics involving ground X²Π and excited A²Σ⁺ hydroxyl radicals Part 2.-Rate constants for reactions of OH X²Π with halogenomethanes and halogenoethanes. *J. Chem. Soc. Faraday Trans. 2* **1979**, *75*, 582-591.
- (3) Martin, J.-P.; Paraskevopoulos, G. A kinetic study of the reactions of OH radicals with fluoroethanes. Estimates of C-H bond strengths in fluoroalkanes. *Can. J. Chem.* **1983**, *61*, 861-865.

E11. OH + CH₂FCF₃ (HFC-134a). The recommended value for $k(298\text{ K})$ is an average of the values derived from the absolute rate studies of Gierczak et al.⁵ (two determinations using discharge flow and pulsed photolysis), Leu and Lee,⁷ Liu et al.,⁸ and Orkin and Khamaganov,¹⁰ from the relative rate study of DeMore⁴ (three determinations that have been recalculated based on the current recommendations for the rate constants of the reference reactions OH + CH₄, OH + CH₃CCl₃, and OH + CHF₂CF₃), and from the room temperature investigations of Bednarek et al.¹ and Martin and Paraskevopoulos.⁹ The value for E/R is derived from a combined fit ($T \leq 400\text{ K}$) to the data from the first five investigations listed above after each data set was

scaled to the recommended value of $k(298\text{ K})$, together with the single determination at $T = 270\text{ K}$ by Zhang et al.¹¹ The data from Liu et al.⁸ above 350 K were excluded from the combined fit since they significantly exceed the results from the other studies at these temperatures, and subsequent experiments from the same laboratory have demonstrated that a systematic underestimation of the reaction cell temperature above 350 K may have been responsible. The data at 243 K and 223 K from the pulsed photolysis – LIF study by Gierczak et al.⁵ were also excluded from the combined fit since this data set (obtained at $T < 298\text{ K}$) exhibits a substantially weaker Arrhenius temperature dependence ($E/R = 1310\text{ K}$) when compared with that from other studies conducted mainly above $T = 270\text{ K}$. This could be indicative of curvature in the Arrhenius plot at lower temperatures. Nevertheless, the “g” uncertainty factor was selected to encompass these low temperature data. The data of Brown et al.,² Clyne and Holt³ and Jeong et al.⁶ are considerably higher than those from all other studies and were not used in deriving the recommended parameters.

(Table: 15-10, Note: 15-10, Evaluated: 15-10) [Back to Table](#)

- (1) Bednarek, G.; Breil, M.; Hoffman, A.; Kohlman, J. P.; Mörs, V.; Zellner, R. Rate and mechanism of the atmospheric degradation of 1,1,1,2-tetrafluoroethane (HFC-134a). *Ber. Bunsenges. Phys. Chem.* **1996**, *100*, 528-539.
- (2) Brown, A. C.; Canosa-Mas, C. E.; Parr, A. D.; Wayne, R. P. Laboratory studies of some halogenated ethanes and ethers: Measurements of rates of reaction with OH and of infrared absorption cross-sections. *Atmos. Environ.* **1990**, *24A*, 2499-2511.
- (3) Clyne, M. A. A.; Holt, P. M. Reaction kinetics involving ground $X^2\Pi$ and excited $A^2\Sigma^+$ hydroxyl radicals Part 2.-Rate constants for reactions of OH $X^2\Pi$ with halogenomethanes and halogenoethanes. *J. Chem. Soc. Faraday Trans. 2* **1979**, *75*, 582-591.
- (4) DeMore, W. B. Rate constants for the reactions of OH with HFC-134a ($\text{CF}_3\text{CH}_2\text{F}$) and HFC-134 (CHF_2CHF_2). *Geophys. Res. Lett.* **1993**, *20*, 1359-1362.
- (5) Gierczak, T.; Talukdar, R.; Vaghjiani, G. L.; Lovejoy, E. R.; Ravishankara, A. R. Atmospheric fate of hydrofluoroethanes and hydrofluorochloroethanes: 1. Rate coefficients for reactions with OH. *J. Geophys. Res.* **1991**, *96*, 5001-5011.
- (6) Jeong, K. M.; Hsu, K. J.; Jeffries, J. B.; Kaufman, F. Kinetics of the reactions of OH with C_2H_6 , CH_3CCl_3 , $\text{CH}_2\text{ClCHCl}_2$, $\text{CH}_2\text{ClCClF}_2$, and CH_2FCF_3 . *J. Phys. Chem.* **1984**, *88*, 1222-1226, doi:10.1021/j150650a041.
- (7) Leu, G.-H.; Lee, Y.-P. Temperature dependence of the rate coefficient of the reaction $\text{OH} + \text{CF}_3\text{CH}_2\text{F}$ over the range 255-424 K. *J. Chin. Chem. Soc.* **1994**, *41*, 645-649.
- (8) Liu, R.; Huie, R. E.; Kurylo, M. J. Rate constants for the reactions of the OH radical with some hydrochlorofluorocarbons over the temperature range 270-400 K. *J. Phys. Chem.* **1990**, *94*, 3247-3249.
- (9) Martin, J.-P.; Paraskevopoulos, G. A kinetic study of the reactions of OH radicals with fluoroethanes. Estimates of C-H bond strengths in fluoroalkanes. *Can. J. Chem.* **1983**, *61*, 861-865.
- (10) Orkin, V. L.; Khamaganov, V. G. Determination of rate constants for reactions of some hydrohaloalkanes with OH radicals and their atmospheric lifetimes. *J. Atmos. Chem.* **1993**, *16*, 157-167.
- (11) Zhang, Z.; Huie, R. E.; Kurylo, M. J. Rate constants for the reactions of OH with CH_3CFCl_2 (HCFC-141b), $\text{CH}_3\text{CF}_2\text{Cl}$ (HCFC-142b), and CH_2FCF_3 (HFC-134a). *J. Phys. Chem.* **1992**, *96*, 1533-1535.

E12. OH + CHF_2CHF_2 (HFC-134). The recommended Arrhenius parameters are based on results of the three relative rate measurements by DeMore,² which have been recalculated based on the current rate constant recommendations for the $\text{OH} + \text{CH}_3\text{CCl}_3$, $\text{OH} + \text{CH}_2\text{FCF}_3$, and $\text{OH} + \text{CHF}_2\text{CF}_3$ reference reactions. The room temperature value of Clyne and Holt¹ agrees within the 2σ confidence limits.

(Table: 02-25, Note: 02-25, Evaluated: 02-25) [Back to Table](#)

- (1) Clyne, M. A. A.; Holt, P. M. Reaction kinetics involving ground $X^2\Pi$ and excited $A^2\Sigma^+$ hydroxyl radicals Part 2.-Rate constants for reactions of OH $X^2\Pi$ with halogenomethanes and halogenoethanes. *J. Chem. Soc. Faraday Trans. 2* **1979**, *75*, 582-591.
- (2) DeMore, W. B. Rate constants for the reactions of OH with HFC-134a ($\text{CF}_3\text{CH}_2\text{F}$) and HFC-134 (CHF_2CHF_2). *Geophys. Res. Lett.* **1993**, *20*, 1359-1362.

E13. OH + CHF_2CF_3 (HFC-125). The recommended value for $k(298\text{ K})$ is an average of values derived from the data of Talukdar et al.,⁵ DeMore,³ and Young et al.⁶ The recommended value for E/R was taken from Talukdar et al. The temperature dependent data of Brown et al.¹ and Clyne and Holt² were not used in deriving the recommended parameters since they exhibit considerable scatter and the derived rate constants are systematically higher than those from the other studies, which may be indicative of impurity effects. The room temperature data of Martin and Paraskevopoulos⁴ were not included in the $k(298\text{ K})$ average for similar reasons.

(Table: 15-10, Note: 15-10, Evaluated: 15-10) [Back to Table](#)

- (1) Brown, A. C.; Canosa-Mas, C. E.; Parr, A. D.; Wayne, R. P. Laboratory studies of some halogenated ethanes and ethers: Measurements of rates of reaction with OH and of infrared absorption cross-sections. *Atmos. Environ.* **1990**, *24A*, 2499-2511.
- (2) Clyne, M. A. A.; Holt, P. M. Reaction kinetics involving ground $X^2\Pi$ and excited $A^2\Sigma^+$ hydroxyl radicals Part 2.-Rate constants for reactions of OH $X^2\Pi$ with halogenomethanes and halogenoethanes. *J. Chem. Soc. Faraday Trans. 2* **1979**, *75*, 582-591.
- (3) DeMore, W. B. Rate constants for the reactions of OH with HFC-134a ($\text{CF}_3\text{CH}_2\text{F}$) and HFC-134 (CHF_2CHF_2). *Geophys. Res. Lett.* **1993**, *20*, 1359-1362.
- (4) Martin, J.-P.; Paraskevopoulos, G. A kinetic study of the reactions of OH radicals with fluoroethanes. Estimates of C-H bond strengths in fluoroalkanes. *Can. J. Chem.* **1983**, *61*, 861-865.
- (5) Talukdar, R.; Mellouki, A.; Gierczak, T.; Burkholder, J. B.; McKeen, S. A.; Ravishankara, A. R. Atmospheric fate of CF_2H_2 , CH_3CF_3 , CHF_2CF_3 , and CH_3CFCl_2 : Rate coefficients for reactions with OH and UV absorption cross sections of CH_3CFCl_2 . *J. Phys. Chem.* **1991**, *95*, 5815-5821.
- (6) Young, C. J.; Hurley, M. D.; Wallington, T. J.; Mabury, S. A. Atmospheric chemistry of $\text{CF}_3\text{CF}_2\text{H}$ and $\text{CF}_3\text{CF}_2\text{CF}_2\text{CF}_2\text{H}$: Kinetics and products of gas-phase reactions with Cl atoms and OH radicals, infrared spectra, and formation of perfluorocarboxylic acids. *Chem. Phys. Lett.* **2009**, *473*, 251-256, doi:10.1016/j.cplett.2009.04.001.

E14. OH + $\text{CH}_3\text{CHFCH}_3$ (HFC-281ea). The recommended value for $k(298\text{ K})$ is an average of values derived from fits to each of five relative rate data sets of DeMore and Wilson¹ (using infrared detection with C_2H_6 , C_3H_8 , and $\text{C}_2\text{H}_5\text{Cl}$ as reference compounds and gas chromatography with C_2H_6 and C_3H_8 as reference compounds). All of the data were recalculated based on the current recommendations for the rate constants of the reference compounds reacting with OH. The recommended value for E/R is derived from the combined fit to all data from this study after each data set was scaled to the recommended value of $k(298\text{ K})$.

(Table: 02-25, Note: 15-10, Evaluated: 15-10) [Back to Table](#)

- (1) DeMore, W. B.; Wilson, E. W., Jr. Rate constant and temperature dependence for the reaction of hydroxyl radicals with 2-fluoropropane (HFC-281ea). *J. Phys. Chem. A* **1999**, *103*, 573-576.

E15. OH + $\text{CH}_3\text{CH}_2\text{CF}_3$ (HFC-263fb). The recommended value for $k(298\text{ K})$ is an average of the values reported by Nelson et al.¹ and by Rajakumar et al.² The temperature dependence is from a fit to the data of Rajakumar et al.²

(Table: 10-6, Note: 10-6, Evaluated: 10-6) [Back to Table](#)

- (1) Nelson, D. D.; Zahniser, M. S.; Kolb, C. E.; Magid, H. OH reaction kinetics and atmospheric lifetime estimates for several hydrofluorocarbons. *J. Phys. Chem.* **1995**, *99*, 16301-16306, doi:10.1021/j100044a016.
- (2) Rajakumar, B.; Portmann, R. W.; Burkholder, J. B.; Ravishankara, A. R. Rate coefficients for the reactions of OH with $\text{CF}_3\text{CH}_2\text{CH}_3$ (HFC-263fb), $\text{CF}_3\text{CHFCH}_2\text{F}$ (HFC-245eb), and $\text{CHF}_2\text{CHFCHF}_2$ (HFC-245ea) between 238 and 375 K. *J. Phys. Chem. A* **2006**, *110*, 6724 - 6731, doi:10.1021/jp056248y.

E16. OH + $\text{CH}_2\text{FCF}_2\text{CHF}_2$ (HFC-245ca). There is an approximate 50% difference between the absolute rate constant results of Zhang et al.² and those derived from the relative rate data of Hsu and DeMore¹ (recalculated using the current recommendation for the rate constant of the OH + CH_4 reference reaction) over the common temperature region of the measurements. Both data sets, however, exhibit nearly identical temperature dependencies. The recommended value for $k(298\text{ K})$ is an average of the values from both studies. The recommended value for E/R is derived from a combined fit to the data from both studies after each data set was scaled to the recommended value of $k(298\text{ K})$.

(Table: 02-25, Note: 15-10, Evaluated: 15-10) [Back to Table](#)

- (1) Hsu, K. J.; DeMore, W. B. Rate constants and temperature dependences for the reactions of hydroxyl radical with several halogenated methanes, ethanes, and propanes by relative rate measurements. *J. Phys. Chem.* **1995**, *99*, 1235-1244.
- (2) Zhang, Z.; Padmaja, S.; Saini, R. D.; Huie, R. E.; Kurylo, M. J. Reactions of hydroxyl radicals with several hydrofluorocarbons: The temperature dependencies of the rate constants for $\text{CHF}_2\text{CF}_2\text{CH}_2\text{F}$ (HFC-245ca), $\text{CF}_3\text{CHFCHF}_2$ (HFC-236ea), $\text{CF}_3\text{CHF}_2\text{CF}_3$ (HFC-227ea), and $\text{CF}_3\text{CH}_2\text{CH}_2\text{CF}_3$ (HFC-356ffa). *J. Phys. Chem.* **1994**, *98*, 4312-4315, doi:10.1021/j100067a017.

E17. OH + CH₃CF₂CF₃ (HFC-245cb). The recommended Arrhenius parameters are based on the data of Orkin et al.¹ The Arrhenius parameters for this reaction are expected to be similar to those for OH + CH₃CF₃ (HFC-143a). Hence, the 95% confidence limits have been selected to encompass the recommendation for the latter reaction.

(Table: 15-10, Note: 15-10), Evaluated: 15-10) [Back to Table](#)

- (1) Orkin, V. L.; Huie, R. E.; Kurylo, M. J. Rate constants for the reactions of OH with HFC-245cb (CH₃CF₂CF₃) and some fluoroalkenes (CH₂CHCF₃, CH₂CF₂CF₃, CF₂CF₂CF₃, and CF₂CF₂). *J. Phys. Chem. A* **1997**, *101*, 9118-9124.

E18. OH + CHF₂CHFCHF₂ (HFC-245ea). Nelson et al.¹ measured the room temperature rate constant for this reaction. Rajakumar et al.² studied the temperature dependence in experiments conducted above and below room temperature. However, this study was complicated by the presence of a reactive impurity, as demonstrated by some additional low temperature results obtained with a purified sample. The recommended value for E/R was derived from a fit to the original data from Rajakumar et al.² corrected for the effect of reactive impurities at T ≥ 298 K and the data obtained with the purified sample below 298 K. The recommended value for k(298 K) is an average of the value obtained from this fit and the value reported by Nelson et al.,¹ which are in excellent agreement.

(Table: 10-6, Note: 10-6, Evaluated: 10-6) [Back to Table](#)

- (1) Nelson, D. D.; Zahniser, M. S.; Kolb, C. E.; Magid, H. OH reaction kinetics and atmospheric lifetime estimates for several hydrofluorocarbons. *J. Phys. Chem.* **1995**, *99*, 16301-16306, doi:10.1021/j100044a016.
- (2) Rajakumar, B.; Portmann, R. W.; Burkholder, J. B.; Ravishankara, A. R. Rate coefficients for the reactions of OH with CF₃CH₂CH₃ (HFC-263fb), CF₃CHFCH₂F (HFC-245eb), and CHF₂CHFCHF₂ (HFC-245ea) between 238 and 375 K. *J. Phys. Chem. A* **2006**, *110*, 6724 - 6731, doi:10.1021/jp056248y.

E19. OH + CH₂FCHFCF₃ (HFC-245eb). The recommended value for k(298 K) is an average of the values reported by Nelson et al.¹ and by Rajakumar et al.² The recommended value for E/R was derived from a fit to the data from Rajakumar et al.²

(Table: 10-6, Note: 10-6, Evaluated: 10-6) [Back to Table](#)

- (1) Nelson, D. D.; Zahniser, M. S.; Kolb, C. E.; Magid, H. OH reaction kinetics and atmospheric lifetime estimates for several hydrofluorocarbons. *J. Phys. Chem.* **1995**, *99*, 16301-16306, doi:10.1021/j100044a016.
- (2) Rajakumar, B.; Portmann, R. W.; Burkholder, J. B.; Ravishankara, A. R. Rate coefficients for the reactions of OH with CF₃CH₂CH₃ (HFC-263fb), CF₃CHFCH₂F (HFC-245eb), and CHF₂CHFCHF₂ (HFC-245ea) between 238 and 375 K. *J. Phys. Chem. A* **2006**, *110*, 6724 - 6731, doi:10.1021/jp056248y.

E20. OH + CHF₂CH₂CF₃ (HFC-245fa). The recommended value for k(298 K) is an average of values reported by Orkin et al.² and Nelson et al.,¹ which are in good agreement. The temperature dependence is from Orkin et al.

(Table: 15-10, Note: 02-25, Evaluated: 15-10) [Back to Table](#)

- (1) Nelson, D. D.; Zahniser, M. S.; Kolb, C. E.; Magid, H. OH reaction kinetics and atmospheric lifetime estimates for several hydrofluorocarbons. *J. Phys. Chem.* **1995**, *99*, 16301-16306, doi:10.1021/j100044a016.
- (2) Orkin, V. L.; Huie, R. E.; Kurylo, M. J. Atmospheric lifetimes of HFC-143a and HFC-245fa. *J. Phys. Chem.* **1996**, *100*, 8907-8912, doi:10.1021/jp9601882.

E21. OH + CH₂FCF₂CF₃ (HFC-236cb). The recommended rate expression is estimated as being the same as that for the reaction of OH with CH₂FCF₃ (HFC-134a), since these reactions are expected to have similar Arrhenius parameters. This estimate is preferred over the results reported by Garland et al.,¹ the only published experimental study. The A-factor reported in that study is much lower than expected, and the reported E/R = 1107 K is lower than that reported for any similar halocarbon reaction.

(Table: 15-10, Note: 10-6, Evaluated: 15-10) [Back to Table](#)

- (1) Garland, N. L.; Medhurst, L. J.; Nelson, H. H. Potential chlorofluorocarbon replacements: OH reaction rate constants between 250 and 315 K and infrared absorption spectra. *J. Geophys. Res.* **1993**, *98*, 23107-23111.

E22. OH + CHF₂CHF₂CF₃ (HFC-236ea). The recommended value for k(298 K) is an average of the values from the relative rate study of Hsu and DeMore² (recalculated based on the current recommendation for the rate constant of the OH + CH₄ reference reaction) and from the absolute study of Nelson et al.³ The temperature dependence is from Hsu and DeMore.² The higher and somewhat more scattered values of Garland et al.¹ and Zhang et al.⁴ were not used in deriving the recommended expression.

(Table: 02-25, Note: 02-25, Evaluated: 02-25) [Back to Table](#)

- (1) Garland, N. L.; Medhurst, L. J.; Nelson, H. H. Potential chlorofluorocarbon replacements: OH reaction rate constants between 250 and 315 K and infrared absorption spectra. *J. Geophys. Res.* **1993**, *98*, 23107-23111.
- (2) Hsu, K. J.; DeMore, W. B. Rate constants and temperature dependences for the reactions of hydroxyl radical with several halogenated methanes, ethanes, and propanes by relative rate measurements. *J. Phys. Chem.* **1995**, *99*, 1235-1244.
- (3) Nelson, D. D.; Zahniser, M. S.; Kolb, C. E.; Magid, H. OH reaction kinetics and atmospheric lifetime estimates for several hydrofluorocarbons. *J. Phys. Chem.* **1995**, *99*, 16301-16306, doi:10.1021/j100044a016.
- (4) Zhang, Z.; Padmaja, S.; Saini, R. D.; Huie, R. E.; Kurylo, M. J. Reactions of hydroxyl radicals with several hydrofluorocarbons: The temperature dependencies of the rate constants for CHF₂CF₂CH₂F (HFC-245ca), CF₃CHFCHF₂ (HFC-236ea), CF₃CHF₂CF₃ (HFC-227ea), and CF₃CH₂CH₂CF₃ (HFC-356ffa). *J. Phys. Chem.* **1994**, *98*, 4312-4315, doi:10.1021/j100067a017.

E23. OH + CF₃CH₂CF₃ (HFC-236fa). The recommended rate expression is derived from a combined fit to the data from the relative rate study of Hsu and DeMore⁵ (recalculated based on the current recommendation for the rate constant of the reference reaction OH + CHF₂CF₃) and from the absolute rate study of Gierczak et al.⁴ The higher results of Nelson et al.⁶ and of Garland and Nelson,³ which superseded the earlier results of Garland et al.² were not used. A relative rate determination at room temperature by Barry et al.¹ yields a rate constant in excellent agreement with the recommended value. However, the extremely small measured rate constant ratio (due to the use of OH + CH₃CF₂CH₂CF₃ as the reference) is associated with fairly large uncertainty. Hence, this determination was not directly used in the evaluation.

(Table: 02-25, Note: 02-25, Evaluated: 02-25) [Back to Table](#)

- (1) Barry, J.; Locke, G.; Scollard, D.; Sidebottom, H.; Treacy, J.; Clerbaux, C.; Colin, R.; Franklin, J. 1,1,1,3,3,-pentafluorobutane (HFC-365mfc): Atmospheric degradation and contribution to radiative forcing. *Int. J. Chem. Kinet.* **1997**, *29*, 607-617.
- (2) Garland, N. L.; Medhurst, L. J.; Nelson, H. H. Potential chlorofluorocarbon replacements: OH reaction rate constants between 250 and 315 K and infrared absorption spectra. *J. Geophys. Res.* **1993**, *98*, 23107-23111.
- (3) Garland, N. L.; Nelson, H. H. Temperature dependent kinetics of the reaction OH + CF₃CH₂CF₃. *Chem. Phys. Lett.* **1996**, *248*, 296-300.
- (4) Gierczak, T.; Talukdar, R. K.; Burkholder, J. B.; Portmann, R. W.; Daniel, J. S.; Solomon, S.; Ravishankara, A. R. Atmospheric fate and greenhouse warming potentials of HFC 236fa and HFC 236ea. *J. Geophys. Res.* **1996**, *101*, 12905-12911.
- (5) Hsu, K. J.; DeMore, W. B. Rate constants and temperature dependences for the reactions of hydroxyl radical with several halogenated methanes, ethanes, and propanes by relative rate measurements. *J. Phys. Chem.* **1995**, *99*, 1235-1244.
- (6) Nelson, D. D.; Zahniser, M. S.; Kolb, C. E.; Magid, H. OH reaction kinetics and atmospheric lifetime estimates for several hydrofluorocarbons. *J. Phys. Chem.* **1995**, *99*, 16301-16306, doi:10.1021/j100044a016.

E24. OH + CF₃CHF₂CF₃ (HFC-227ea). The recommended value for k(298 K) is the average of values derived from the absolute rate studies of Nelson et al.,² Zellner et al.,⁵ Zhang et al.,⁶ and Tokuhashi et al.,³ and from the relative rate studies of Hsu and DeMore¹ (two determinations that have been recalculated based on the current recommendations for the rate constants of the reference reactions OH + CH₄ and OH + CHF₂CF₃) and Wallington et al.⁴ (two determinations that have been recalculated based on the current recommendations for the rate constants of the reference reactions OH + C₂H₄ and OH + C₂H₂). The recommended value for E/R is

derived from a fit to the data below 400 K reported by Nelson et al.,² Zellner et al.,⁵ Tokuhashi et al.,³ and Hsu and DeMore¹ after scaling each data set to the recommended value for k(298 K).

(Table: 15-10, Note: 15-10, Evaluated: 15-10) [Back to Table](#)

- (1) Hsu, K. J.; DeMore, W. B. Rate constants and temperature dependences for the reactions of hydroxyl radical with several halogenated methanes, ethanes, and propanes by relative rate measurements. *J. Phys. Chem.* **1995**, *99*, 1235-1244.
- (2) Nelson, D. D., Jr.; Zahniser, M. S.; Kolb, C. E. OH reaction kinetics and atmospheric lifetimes of CF₃CFHCF₃ and CF₃CH₂Br. *Geophys. Res. Lett.* **1993**, *20*, 197-200.
- (3) Tokuhashi, K.; Chen, L.; Kutsuna, S.; Uchimaru, T.; Sugie, M.; Sekiya, A. Environmental assessment of CFC alternatives - Rate constants for the reactions of OH radicals with fluorinated compounds. *J. Fluor. Chem.* **2004**, *125*, 1801-1807, doi:10.1016/j.jfluchem.2004.09.013.
- (4) Wallington, T. J.; Hurley, M. D.; Nielsen, O. J.; Sulbaek Andersen, M. P. Atmospheric chemistry of CF₃CFHCF₂OCF₃ and CF₃CFHCF₂OCF₂H: Reaction with Cl atoms and OH radicals, degradation mechanism, and global warming potentials. *J. Phys. Chem. A* **2004**, *108*, 11333-11338, doi:10.1021/jp046454q.
- (5) Zellner, R.; Bednarek, G.; Hoffmann, A.; Kohlmann, J. P.; Mörs, V.; Saathoff, H. Rate and mechanism of the atmospheric degradation of 2H-heptafluoropropane (HFC-227). *Ber. Bunsenges. Phys. Chem.* **1994**, *98*, 141-146.
- (6) Zhang, Z.; Padmaja, S.; Saini, R. D.; Huie, R. E.; Kurylo, M. J. Reactions of hydroxyl radicals with several hydrofluorocarbons: The temperature dependencies of the rate constants for CHF₂CF₂CH₂F (HFC-245ca), CF₃CHFCHF₂ (HFC-236ea), CF₃CHF₂CF₃ (HFC-227ea), and CF₃CH₂CH₂CF₃ (HFC-356ffa). *J. Phys. Chem.* **1994**, *98*, 4312-4315, doi:10.1021/j100067a017.

E25. OH + CH₃CF₂CH₂CF₃ (HFC-365mfc). The recommended value of k(298 K) is an average of the values obtained from fits to the data from the absolute rate study of Mellouki et al.² and of the relative rate study of Barry et al.¹ (recalculated using the current recommendation for the rate constant of the reference reaction OH + CH₃CCl₃). The value for E/R is an average of the values for this parameter from the same two studies.

(Table: 10-6, Note: 10-6, Evaluated: 10-6) [Back to Table](#)

- (1) Barry, J.; Locke, G.; Scollard, D.; Sidebottom, H.; Treacy, J.; Clerbaux, C.; Colin, R.; Franklin, J. 1,1,1,3,3,-pentafluorobutane (HFC-365mfc): Atmospheric degradation and contribution to radiative forcing. *Int. J. Chem. Kinet.* **1997**, *29*, 607-617.
- (2) Mellouki, A.; Teton, S.; Le Bras, G. Rate constant for the reaction of OH with HFC-365mfc (CF₃CH₂CF₂CH₃). *Geophys. Res. Lett.* **1995**, *22*, 389-392.

E26. OH + CF₃CH₂CH₂CF₃ (HFC-356mff). The recommended value of k(298 K) is an average of the values from Nelson et al.¹ and Zhang et al.² The temperature dependence is from a fit to the data of Zhang et al., excluding the lowest temperature points (at 260 K), which are somewhat higher than an extrapolation from other data in that study.

(Table: 02-25, Note: 02-25, Evaluated: 02-25) [Back to Table](#)

- (1) Nelson, D. D.; Zahniser, M. S.; Kolb, C. E.; Magid, H. OH reaction kinetics and atmospheric lifetime estimates for several hydrofluorocarbons. *J. Phys. Chem.* **1995**, *99*, 16301-16306, doi:10.1021/j100044a016.
- (2) Zhang, Z.; Padmaja, S.; Saini, R. D.; Huie, R. E.; Kurylo, M. J. Reactions of hydroxyl radicals with several hydrofluorocarbons: The temperature dependencies of the rate constants for CHF₂CF₂CH₂F (HFC-245ca), CF₃CHFCHF₂ (HFC-236ea), CF₃CHF₂CF₃ (HFC-227ea), and CF₃CH₂CH₂CF₃ (HFC-356ffa). *J. Phys. Chem.* **1994**, *98*, 4312-4315, doi:10.1021/j100067a017.

E27. OH + CH₂FCH₂CF₂CF₃ (HFC-356mcf). The recommended values for both k(298 K) and E/R are based on the data of Nelson et al.¹

(Table: 02-25, Note: 02-25, Evaluated: 02-25) [Back to Table](#)

- (1) Nelson, D. D.; Zahniser, M. S.; Kolb, C. E.; Magid, H. OH reaction kinetics and atmospheric lifetime estimates for several hydrofluorocarbons. *J. Phys. Chem.* **1995**, *99*, 16301-16306, doi:10.1021/j100044a016.

E28. OH + CHF₂CF₂CF₂CF₂H (HFC-338pcc). The recommended value for k(298 K) is an average of values derived from fits to the data of Schmoltner et al.¹ and Zhang et al.² The recommended value for E/R is

derived from the combined fit to the data from both studies after each data set was scaled to the recommended value of $k(298\text{ K})$.

(Table: 02-25, Note: 15-10, Evaluated: 15-10) [Back to Table](#)

- (1) Schmoltner, A. M.; Talukdar, R. K.; Warren, R. F.; Mellouki, A.; Goldfarb, L.; Gierczak, T.; McKeen, S. A.; Ravishankara, A. R. Rate coefficients for reactions of several hydrofluorocarbons with OH and O(¹D) and their atmospheric lifetimes. *J. Phys. Chem.* **1993**, *97*, 8976-8982.
- (2) Zhang, Z.; Saini, R. D.; Kurylo, M. J.; Huie, R. E. Rate constants for the reactions of the hydroxyl radical with CHF₂CF₂CF₂CHF₂ and CF₃CHFCHF₂CF₃. *Chem. Phys. Lett.* **1992**, *200*, 230-234.

E29. OH + CF₃CH₂CF₂CH₂CF₃ (HFC-458mfcf). The recommended values for both $k(298\text{ K})$ and E/R are based on the data of Nelson et al.¹

(Table: 02-25, Note: 02-25, Evaluated: 02-25) [Back to Table](#)

- (1) Nelson, D. D.; Zahniser, M. S.; Kolb, C. E.; Magid, H. OH reaction kinetics and atmospheric lifetime estimates for several hydrofluorocarbons. *J. Phys. Chem.* **1995**, *99*, 16301-16306, doi:10.1021/j100044a016.

E30. OH + CF₃CHFCHF₂CF₃ (HFC-43-10mee). The recommended value for $k(298\text{ K})$ is an average of values derived from absolute studies by Schmoltner et al.¹ and Zhang et al.² The recommended value for E/R is derived from a combined fit to the data from Schmoltner et al. and Zhang et al. after scaling each data set to the recommended value for $k(298\text{ K})$.

(Table: 02-25, Note: 02-25, Evaluated: 02-25) [Back to Table](#)

- (1) Schmoltner, A. M.; Talukdar, R. K.; Warren, R. F.; Mellouki, A.; Goldfarb, L.; Gierczak, T.; McKeen, S. A.; Ravishankara, A. R. Rate coefficients for reactions of several hydrofluorocarbons with OH and O(¹D) and their atmospheric lifetimes. *J. Phys. Chem.* **1993**, *97*, 8976-8982.
- (2) Zhang, Z.; Saini, R. D.; Kurylo, M. J.; Huie, R. E. Rate constants for the reactions of the hydroxyl radical with CHF₂CF₂CF₂CHF₂ and CF₃CHFCHF₂CF₃. *Chem. Phys. Lett.* **1992**, *200*, 230-234.

E31. OH + CF₃CF₂CH₂CH₂CF₂CF₃ (HFC-55-10mcff). The recommended value for $k(298\text{ K})$ is that reported by Nelson et al.¹ As expected, the rate constant is similar to that for OH + CF₃CH₂CH₂CF₃. Hence, the recommendation for E/R is estimated as being approximately the same as that for this reaction.

(Table: 02-25, Note: 02-25, Evaluated: 02-25) [Back to Table](#)

- (1) Nelson, D. D.; Zahniser, M. S.; Kolb, C. E.; Magid, H. OH reaction kinetics and atmospheric lifetime estimates for several hydrofluorocarbons. *J. Phys. Chem.* **1995**, *99*, 16301-16306, doi:10.1021/j100044a016.

E32. OH + CH₂=CHF. The recommended values for $k(298\text{ K})$ and E/R are from the absolute study by Baasandorj et al.¹ Data from the relative rate study by Chen et al.² are in reasonable agreement with the recommendation but are significantly more scattered. Baasandorj et al. found the rate constant to be pressure independent between 20 and 600 Torr, indicating that the high-pressure limit was achieved at these pressures for the reaction of this fluorinated alkene. Since this is the simplest of the halogenated alkenes, it implies that the recommendations for all of the halogenated alkene reactions included in Table 1 represent the high-pressure limits for the rate constants. The results of Perry et al.³ are ~10% larger at room temperature, with the agreement improving above room temperature. These data are encompassed within the recommended uncertainty.

(Table: 15-10, Note: 15-10, Evaluated: 15-10) [Back to Table](#)

- (1) Baasandorj, M.; Knight, G.; Papadimitriou, V. C.; Talukdar, R. K.; Ravishankara, A. R.; Burkholder, J. B. Rate coefficients for the gas-phase reaction of the hydroxyl radical with CH₂=CHF and CH₂=CF₂. *J. Phys. Chem. A* **2010**, *114*, 4619-4633.
- (2) Chen, L.; Uchimaru, T.; Kutsuna, S.; Tokuhashi, K.; Sekiya, A. Kinetics of the gas-phase reactions of CHX=CFX (X = H, F) with OH (253-328 K) and NO₃ (298 K) radicals and O₃ (236-308 K). *Int J. Chem. Kinet.* **2010**, *42*, 619-628, doi:10.1002/kin.20506.
- (3) Perry, R. A.; Atkinson, R.; Pitts, J. N., Jr. Rate constants for the reaction of OH radicals with CH₂=CHF, CH₂=CHCl, and CH₂=CHBr over the temperature range 299-426 °K. *J. Chem. Phys.* **1977**, *67*, 458-462.

- E33. OH + CH₂=CF₂.** The recommended value for k(298 K) is an average of values derived from the absolute study by Baasandorj et al.¹ and the relative rate study by Chen et al.² The value recommended for E/R is derived from a combined fit to the data from Baasandorj et al. and Chen et al.² after scaling each data set to the recommended value for k(298 K). Baasandorj et al. found the rate constant to be pressure independent between 20 and 600 Torr, indicating that the high-pressure limit was achieved for the reaction of this fluorinated alkene. Howard³ studied this reaction at lower pressures and found a smaller rate constant that increased with pressure between 0.7 Torr and 7 Torr. This dependence is consistent with the recommended high pressure limit from Baasandorj et al.
(Table: 15-10, Note: 15-10, Evaluated: 15-10) [Back to Table](#)
- (1) Baasandorj, M.; Knight, G.; Papadimitriou, V. C.; Talukdar, R. K.; Ravishankara, A. R.; Burkholder, J. B. Rate coefficients for the gas-phase reaction of the hydroxyl radical with CH₂=CHF and CH₂=CF₂. *J. Phys. Chem. A* **2010**, *114*, 4619-4633.
 - (2) Chen, L.; Uchimaru, T.; Kutsuna, S.; Tokuhashi, K.; Sekiya, A. Kinetics of the gas-phase reactions of CHX=CFX (X = H, F) with OH (253-328 K) and NO₃ (298 K) radicals and O₃ (236-308 K). *Int J. Chem. Kinet.* **2010**, *42*, 619-628, doi:10.1002/kin.20506.
 - (3) Howard, C. J. Rate constants for the gas-phase reactions of OH radicals with ethylene and halogenated ethylene compounds. *J. Chem. Phys.* **1976**, *65*, 4771-4777.
- E34. OH + CHF=CF₂.** The recommended values for k(298 K) and E/R are derived from a combined fit to the data from the two relative rate studies of Chen et al.¹ after scaling each data set to the recommended value for k(298 K).
(Table: 15-10, Note: 15-10, Evaluated: 15-10) [Back to Table](#)
- (1) Chen, L.; Uchimaru, T.; Kutsuna, S.; Tokuhashi, K.; Sekiya, A. Kinetics of the gas-phase reactions of CHX=CFX (X = H, F) with OH (253-328 K) and NO₃ (298 K) radicals and O₃ (236-308 K). *Int J. Chem. Kinet.* **2010**, *42*, 619-628, doi:10.1002/kin.20506.
- E35. OH + CF₂=CF₂.** The recommended value for k(298 K) is an average of the values determined in the studies of Acerboni et al.¹ (two relative rate determinations referenced to the rate constants for the reactions of OH with propene and cyclohexane) and the absolute rate studies of Orkin et al.² and Orkin et al.³ The value for E/R is derived from a fit to the data of Orkin et al.³ As discussed for the OH + CH₂=CHF reaction, the recommended rate constant represents the high-pressure limit for this reaction.
(Table: 02-25, Note: 10-6, Evaluated: 10-6) [Back to Table](#)
- (1) Acerboni, G.; Jensen, N. R.; Rindone, B.; Hjorth, J. Kinetics and products formation of the gas-phase reactions of tetrafluoroethylene with OH and NO₃ radicals and ozone. *Chem. Phys. Lett.* **1999**, *309*, 364-368.
 - (2) Orkin, V. L.; Huie, R. E.; Kurylo, M. J. Rate constants for the reactions of OH with HFC-245cb (CH₃CF₂CF₃) and some fluoroalkenes (CH₂CHCF₃, CH₂CFCF₃, CF₂CFCF₃, and CF₂CF₂). *J. Phys. Chem. A* **1997**, *101*, 9118-9124.
 - (3) Orkin, V. L.; Louis, F.; Huie, R. E.; Kurylo, M. J. Photochemistry of bromine-containing fluorinated alkenes: Reactivity toward OH and UV spectra. *J. Phys. Chem. A* **2002**, *106*, 10195-10199, doi:10.1021/jp014436s.
- E36. OH + CH₂=CHCH₂F.** The recommended values for both k(298 K) and E/R are derived from a fit to the data from the absolute study by Albaladejo et al.¹ Based on results obtained for other fluorinated alkenes the recommended rate constant represents the high-pressure limit for this reaction.
(Table: 10-6, Note: 10-6, Evaluated: 10-6) [Back to Table](#)
- (1) Albaladejo, J.; Ballesteros, B.; Jimenez, E.; Diaz de Mera, Y.; Martinez, E. Gas-phase OH radical-initiated oxidation of the 3-halopropenes studied by PLP-LIF in the temperature range 228-388 K. *Atmos. Environ.* **2003**, *37*, 2919-2926, doi:10.1016/S1352-2310(03)00297-8.
- E37. OH + CH₂=CHCF₃.** The recommended value for k(298 K) is an average of the values from the absolute rate constant measurements by Orkin et al.² and González et al.¹ The room temperature results from the two relative rate studies by Sulbaek Andersen et al.³ (recalculated using the current recommendations for the reference reactions OH + C₂H₄ and OH + C₂H₂) are somewhat lower but are encompassed within the combined reported uncertainties. The recommended value for E/R is derived from a combined fit to the data from Orkin et al.³ and González et al.¹ after scaling each data set to the recommended value for k(298 K).

González et al. found the rate constant to be pressure independent between 50 and 650, Torr indicating that the recommended rate constant represents the high-pressure limit for this reaction.

(Table: 15-10, Note: 15-10, Evaluated: 15-10) [Back to Table](#)

- (1) González, S.; Jiménez, E.; Ballesteros, B.; Martínez, E.; Albaladejo, J. Hydroxyl radical reaction rate coefficients as a function of temperature and IR absorption cross sections for CF₃CH=CH₂ (HFO-1243zf), potential replacement of CF₃CH₂F (HFC-134a). *Environ. Sci. Pollut. Res.* **2014**, doi:10.1007/s11356-014-3426-2.
- (2) Orkin, V. L.; Huie, R. E.; Kurylo, M. J. Rate constants for the reactions of OH with HFC-245cb (CH₃CF₂CF₃) and some fluoroalkenes (CH₂CHCF₃, CH₂CFCF₃, CF₂CFCF₃, and CF₂CF₂). *J. Phys. Chem. A* **1997**, *101*, 9118-9124.
- (3) Sulbaek Andersen, M. P.; Nielsen, O. J.; Toft, A.; Nakayama, T.; Matsumi, Y.; Waterland, R. L.; Buck, R. C.; Hurley, M. D.; Wallington, T. J. Atmospheric chemistry of C_xF_{2x+1}CH=CH₂ (x=1, 2, 4, 6, and 8): Kinetics of gas-phase reactions with Cl atoms, OH radicals, and O₃. *J. Photochem. Photobiol. A: Chem.* **2005**, *176*, 124-128, doi:10.1016/j.jphotochem.2005.06.015.

E38. OH + CH₂=CF₂CF₃. The results of absolute reaction rate studies by Orkin et al.,² Papadimitriou et al.,⁴ and Orkin et al.³ agree to better than 3% over the entire common temperature range of measurements between 220 K to 370 K. The recommended Arrhenius parameters are derived from a combined fit at T ≤ 300 K to the data of Papadimitriou et al.⁴ and Orkin et al.,³ which supersedes Orkin et al.² and has higher reported accuracy. The two relative rate determinations at 298 K by Nielsen et al.¹ (recalculated using the current rate constant recommendations for the reference reactions OH + C₂H₄ and OH + C₂H₂) lie outside the 95% uncertainty band assigned to k(298 K). Papadimitriou et al.⁴ found the rate constant to be pressure independent between 25 and 600 Torr and Orkin et al.³ found the rate constant to be pressure independent between 30 and 300 Torr, indicating that the high-pressure limit is achieved for this reaction. The data at above room temperature exhibit slight curvature in the Arrhenius plot.

(Table: 10-6, Note: 15-10, Evaluated: 10-6) [Back to Table](#)

- (1) Nielsen, O. J.; Javadi, M. S.; Sulbaek Andersen, M. P.; Hurley, M. D.; Wallington, T. J.; Singh, R. Atmospheric chemistry of CF₃CF=CH₂: Kinetics and mechanisms of gas-phase reactions with Cl atoms, OH radicals, and O₃. *Chem. Phys. Lett.* **2007**, *439*, 18-22, doi:10.1016/j.cplett.2007.03.053.
- (2) Orkin, V. L.; Huie, R. E.; Kurylo, M. J. Rate constants for the reactions of OH with HFC-245cb (CH₃CF₂CF₃) and some fluoroalkenes (CH₂CHCF₃, CH₂CFCF₃, CF₂CFCF₃, and CF₂CF₂). *J. Phys. Chem. A* **1997**, *101*, 9118-9124.
- (3) Orkin, V. L.; Martynova, L. E.; Ilichev, A. N. High-accuracy measurements of OH reaction rate constants and IR absorption spectra: CH₂=CF-CF₃ and *trans*-CHF=CH-CF₃. *J. Phys. Chem. A* **2010**, *114*, 5967-5979, doi:10.1021/jp9092817.
- (4) Papadimitriou, V. C.; Talukdar, R. K.; Portmann, R. W.; Ravishankara, A. R.; Burkholder, J. B. CF₃CF=CH₂ and (*Z*)-CF₃CF=CHF: temperature dependent OH rate coefficients and global warming potentials. *Phys. Chem. Chem. Phys.* **2008**, *10*, 808-820, doi:10.1039/b714382f.

E39. OH + (*E*)-CHF=CHCF₃. The data obtained by Orkin et al.¹ exhibit a very weak temperature dependence and curvature in the Arrhenius plot between 370 K and 220 K. The recommended values for both k(298 K) and E/R are derived from a fit to the data of Orkin et al. at T ≤ 300 K. Orkin et al. found the rate constant to be pressure independent between 30 and 200 Torr, indicating that the high-pressure limit is achieved for this reaction. The two relative rate determinations at 298 K by Sondergaard et al.² (recalculated using the current recommendations for the rate constants of the reference reactions OH + C₂H₄ and OH + C₂H₂) lie about 20% higher than the recommended value. The data over the temperature range from 220 K to 370 K can be better represented by the three-parameter expression from Orkin et al.

$$k(T) = 1.12 \times 10^{-13} (T/298)^{2.03} \exp(+552/T)$$

(Table: 10-6, Note: 15-10, Evaluated: 15-10) [Back to Table](#)

- (1) Orkin, V. L.; Martynova, L. E.; Ilichev, A. N. High-accuracy measurements of OH reaction rate constants and IR absorption spectra: CH₂=CF-CF₃ and *trans*-CHF=CH-CF₃. *J. Phys. Chem. A* **2010**, *114*, 5967-5979, doi:10.1021/jp9092817.
- (2) Sondergaard, R.; Nielsen, O. J.; Hurley, M. D.; Wallington, T. J.; Singh, R. Atmospheric chemistry of *trans*-CF₃CH=CHF: Kinetics of the gas-phase reactions with Cl atoms, OH radicals, and O₃. *Chem. Phys. Lett.* **2007**, *443*, 199-204, doi:10.1016/j.cplett.2007.06.084.

E40. OH + (E)-CHF=CFCF₃. The recommended value for k(298 K) is an average of the two relative rate determinations by Hurley et al.,¹ recalculated using the current recommendations for the rate constants of the reference reactions OH + C₂H₄ and OH + C₂H₂. The value for E/R is estimated from that for similar fluorinated propenes. Based on the results obtained for other fluorinated alkenes, the recommended rate constant represents the high-pressure limit for this reaction.

(Table: 10-6, Note: 10-6, Evaluated: 10-6) [Back to Table](#)

- (1) Hurley, M. D.; Ball, J. C.; Wallington, T. J. Atmospheric chemistry of the Z and E isomers of CF₃CF=CHF; Kinetics, mechanisms, and products of gas-phase reactions with Cl atoms, OH radicals, and O₃. *J. Phys. Chem. A* **2007**, *111*, 9789-9795, doi:10.1021/jp0753530.

E41. OH + (Z)-CHF=CFCF₃. The recommended value for k(298 K) is from Papadimitriou et al.² who found the rate constant to be pressure independent between 25 and 600 Torr, indicating that the high-pressure limit is achieved for this reaction. The two room temperature values from the relative rate studies by Hurley et al.¹ are in very good agreement with this recommendation. Papadimitriou et al.² found weak curvature in the Arrhenius plot from 206 K to 380 K. Thus, the recommended value for E/R is derived from a fit to their data at T ≤ 300 K. The data over the temperature range from 206 K to 380 K can be represented by the three-parameter expression obtained from the fit to the data reported by Papadimitriou et al.

$$k(T) = 1.55 \times 10^{-13} (T/298)^{1.92} \exp(+633/T).$$

(Table: 10-6, Note: 15-10, Evaluated: 15-10) [Back to Table](#)

- (1) Hurley, M. D.; Ball, J. C.; Wallington, T. J. Atmospheric chemistry of the Z and E isomers of CF₃CF=CHF; Kinetics, mechanisms, and products of gas-phase reactions with Cl atoms, OH radicals, and O₃. *J. Phys. Chem. A* **2007**, *111*, 9789-9795, doi:10.1021/jp0753530.
- (2) Papadimitriou, V. C.; Talukdar, R. K.; Portmann, R. W.; Ravishankara, A. R.; Burkholder, J. B. CF₃CF=CH₂ and (Z)-CF₃CF=CHF: temperature dependent OH rate coefficients and global warming potentials. *Phys. Chem. Chem. Phys.* **2008**, *10*, 808-820, doi:10.1039/b714382f.

E42. OH + CF₂=CFCF₃. The recommended value for k(298 K) is an average of the values reported in the absolute rate constant investigations by McIlroy and Tully,³ Orkin et al.,⁴ Orkin et al.,⁵ and Tokuhashi et al.⁶ (two studies) and in the relative rate study by Mashino et al.² (using two different reference gases). All of these individual k(298 K) values are in excellent agreement and lie within 3% of the recommended value. Results of the room temperature relative rate study by Acerboni et al.¹ are internally inconsistent and exceed the recommended value by ~12% and ~60% when C₂H₄ and C₃H₆, respectively, were used as reference compounds. Although the first value overlaps the recommended k(298 K) within the reported uncertainty, the reason for the large difference when C₃H₆ was used as the reference compound is not clear, especially since the result for OH + C₂F₄ reported by the same group using the same reference reaction is in good agreement with other available data. The recommended value for E/R is derived from a fit of the data of Orkin et al.⁵ at T ≤ 300 K. Based on results obtained for other fluorinated alkenes, the recommended rate constant represents the high-pressure limit for this reaction. The complete data set of Orkin et al.⁵ between 230–480 K exhibits pronounced curvature in the Arrhenius plot and can be best fit by the three-parameter expression:

$$k(T) = 9.75 \times 10^{-14} (T/298)^{1.94} \exp(+922/T)$$

This expression encompasses all data from the studies used in deriving the recommendation within an f(T) factor of 1.05 between 230 K to 480 K.

(Table: 15-10, Note: 15-10, Evaluated: 15-10) [Back to Table](#)

- (1) Acerboni, G.; Beukes, J. A.; Jensen, N. R.; Hjorth, J.; Myhre, G.; Nielsen, C. J.; Sundet, J. K. Atmospheric degradation and global warming potentials of three perfluoroalkenes. *Atmos. Environ.* **2001**, *35*, 4113-4123.
- (2) Mashino, M.; Ninomiya, Y.; Kawasaki, M.; Wallington, T. J.; Hurley, M. D. Atmospheric chemistry of CF₃CF=CF₂: Kinetics and mechanism of its reactions with OH radicals, Cl atoms, and ozone. *J. Phys. Chem. A* **2000**, *104*, 7255-7260, doi:10.1021/jp000498r.
- (3) McIlroy, A.; Tully, F. P. Kinetic study of OH reactions with perfluoropropene and perfluorobenzene. *J. Phys. Chem.* **1993**, *97*, 610-614.
- (4) Orkin, V. L.; Huie, R. E.; Kurylo, M. J. Rate constants for the reactions of OH with HFC-245cb (CH₃CF₂CF₃) and some fluoroalkenes (CH₂CHCF₃, CH₂CFCF₃, CF₂CFCF₃, and CF₂CF₂). *J. Phys. Chem. A* **1997**, *101*, 9118-9124.

- (5) Orkin, V. L.; Poskrebyshev, G. A.; Kurylo, M. J. Rate constants for the reactions between OH and perfluorinated alkenes. *J. Phys. Chem. A* **2011**, *115*, 6568-6574, doi:10.1021/jp201663j.
- (6) Tokuhashi, K.; Takahashi, A.; Kaise, M.; Kondo, S.; Sekiya, A.; Fujimoto, E. Rate constants for the reactions of OH radicals with CF₃OCF=CF₂ and CF₃CF=CF₂. *Chem. Phys. Lett.* **2000**, *325*, 189-195.

E43. OH + CF₂=CFCF=CF₂. Only two relative rate studies of this reaction near room temperature have been conducted. There is approximately a 25-30% difference between the results from these studies using different reference compounds and approximately the same difference between the results when the same reference compound, C₂H₄, was used. Thus, the recommended value for k(298 K) is an average of all values determined in the relative rate studies of Acerboni et al.¹ (using ethene, propene, and cyclohexane as reference compounds) and of Wallington and Hurley² (using ethene and acetylene as reference compounds). The current recommendations for the rate constants of the reactions of OH with reference compounds were used to recalculate the results of each of the relative rate measurements. The recommended value for E/R is estimated as being approximately the same as that for OH + CF₂=CF₂.

(Table: 15-10, Note: 15-10, Evaluated: 15-10) [Back to Table](#)

- (1) Acerboni, G.; Beukes, J. A.; Jensen, N. R.; Hjorth, J.; Myhre, G.; Nielsen, C. J.; Sundet, J. K. Atmospheric degradation and global warming potentials of three perfluoroalkenes. *Atmos. Environ.* **2001**, *35*, 4113-4123.
- (2) Wallington, T. J.; Hurley, M. D. Atmospheric chemistry of hexafluorocyclobutene, octafluorocyclopentene, and hexafluoro-1,3-butadiene. *Chem. Phys. Lett.* **2011**, *507*, 19-23, doi:10.1016/j.cplett.2011.01.059.

E44. OH + CH₂=CHCF₂CF₃. The recommended value for k(298 K) is an average of the two relative rate study results by Sulbaek Andersen et al.,¹ which were recalculated using the current rate constant recommendations for the reference reactions OH + C₂H₄ and OH + C₂H₂. The recommended value for E/R is estimated as being the same as that for OH + CH₂=CHCF₃. Sulbaek Andersen et al. determined the rate constants at T = 296 K for OH reactions with CH₂=CHC_xF_{2x+1} (for x=1,2,4,6,8), and the recommendation given here covers all of these compounds. Based on results obtained for other fluorinated alkenes, the recommended rate constant represents the high-pressure limit for this reaction.

(Table: 15-10, Note: 15-10, Evaluated: 15-10) [Back to Table](#)

- (1) Sulbaek Andersen, M. P.; Nielsen, O. J.; Toft, A.; Nakayama, T.; Matsumi, Y.; Waterland, R. L.; Buck, R. C.; Hurley, M. D.; Wallington, T. J. Atmospheric chemistry of C_xF_{2x+1}CH=CH₂ (x=1, 2, 4, 6, and 8): Kinetics of gas-phase reactions with Cl atoms, OH radicals, and O₃. *J. Photochem. Photobiol. A: Chem.* **2005**, *176*, 124-128, doi:10.1016/j.jphotochem.2005.06.015.

E45. OH + (Z)-CF₃CH=CHCF₃. The recommended values for both k(298 K) and E/R are derived from a fit to the data below 300 K of Baasandorj et al.¹ The complete data set of Baasandorj et al. between 212–374 K exhibits pronounced curvature in the Arrhenius plot and can be best fit by the three-parameter expression:

$$k(T) = 3.68 \times 10^{-14} (T/298)^{2.33} \exp(+774/T)$$

(Table: 15-10, Note: 15-10, Evaluated: 15-10) [Back to Table](#)

- (1) Baasandorj, M.; Ravishankara, A. R.; Burkholder, J. B. Atmospheric chemistry of (Z)-CF₃CH=CHCF₃: OH radical reaction rate coefficient and global warming potential. *J. Phys. Chem. A* **2011**, *115*, 10539-10549, doi:10.1021/jp206195g.

E46. OH + (E)-CF₃CF=CFCF₃. The data reported by Orkin et al.² for this individual isomer exhibit curvature in the Arrhenius plot. The recommended values for both k(298 K) and E/R are derived from a fit to the data of Orkin et al.² at T < 300 K, the only temperature range where these recommended Arrhenius parameters should be used. The data over the broader temperature range from 230 K to 370 K can be represented by the three-parameter expression obtained from the fit to the data reported by Orkin et al.²

$$k(T) = 7.5 \times 10^{-14} (T/298)^{1.68} \exp(+612/T)$$

Cometto et al.¹ and Young et al.³ studied the reaction of OH with the industrial mixture of the two isomers, (E)-octafluoro-2-butene and (Z)-octafluoro-2-butene, at room temperature using a relative rate technique. They reported rate constants that are 35% and 25% lower than the recommended value, respectively, without including uncertainties in the reference rate constants. Orkin et al.² separated and analyzed the individual isomer abundance to find that the industrial mixture contains ~71% of the more reactive (E)-octafluoro-2-

butene and ~ 29% of the less reactive (*Z*)-octafluoro-2-butene. Therefore, the result reported by Young et al. is in quantitative agreement with that calculated for such a mixture using the individual isomer rate constants of Orkin et al.² The result reported by Cometto et al. appears too low for such a mixture based on the values recommended here.

(Table: 15-10, Note: 15-10, Evaluated: 15-10) [Back to Table](#)

- (1) Cometto, P. M.; Taccone, R. A.; Nieto, J. D.; Dalmaso, P. R.; Lane, S. I. Kinetic study of OH radical reactions with CF₃CCl=CCl₂, CF₃CCl=CClCF₃ and CF₃CF=CFCF₃. *ChemPhysChem* **2010**, *11*, 4053-4059, doi:10.1002/cphc.201000430.
- (2) Orkin, V. L.; Poskrebyshv, G. A.; Kurylo, M. J. Rate constants for the reactions between OH and perfluorinated alkenes. *J. Phys. Chem. A* **2011**, *115*, 6568-6574, doi:10.1021/jp201663j.
- (3) Young, C. J.; Hurley, M. D.; Wallington, T. J.; Mabury, S. A. Atmospheric chemistry of perfluorobutenes (CF₃CF=CFCF₃ and CF₃CF₂CF=CF₂): Kinetics and mechanisms of reactions with OH radicals and chlorine atoms, IR spectra, global warming potentials, and oxidation to perfluorocarboxylic acids. *Atmos. Environ.* **2009**, *43*, 3717-3724, doi:10.1016/j.atmosenv.2009.04.025.

E47. OH + (*Z*)-CF₃CF=CFCF₃. The data reported by Orkin et al.² for this individual isomer exhibit a weak temperature dependence and curvature in the Arrhenius plot. The recommended values for both k(298 K) and E/R are derived from a fit to the data of Orkin et al.² at T <300 K, the only temperature range where these recommended Arrhenius parameters should be used. The data over the broader temperature range from 230 K to 370 K can be represented by the three-parameter expression obtained from the fit to the data reported by Orkin et al.

$$k(T) = 3.0 \times 10^{-14} (T/298)^{2.61} \exp(+760/T)$$

Cometto et al.¹ and Young et al.³ studied the reaction of OH with the industrial mixture of the two isomers, (*E*)-octafluoro-2-butene and (*Z*)-octafluoro-2-butene, at room temperature using a relative rate technique. Orkin et al.² separated and analyzed the individual isomer abundance to find that the industrial mixture contains ~29% of the less reactive (*Z*)-octafluoro-2-butene and ~71% of the more reactive (*E*)-octafluoro-2-butene. The rate constant reported by Young et al. agrees with that calculated for such a mixture using the individual isomer rate constants measured by Orkin et al. within the total combined uncertainty. The result reported by Cometto et al. appears too low for such a mixture based on the values recommended here.

(Table: 15-10, Note: 15-10, Evaluated: 15-10) [Back to Table](#)

- (1) Cometto, P. M.; Taccone, R. A.; Nieto, J. D.; Dalmaso, P. R.; Lane, S. I. Kinetic study of OH radical reactions with CF₃CCl=CCl₂, CF₃CCl=CClCF₃ and CF₃CF=CFCF₃. *ChemPhysChem* **2010**, *11*, 4053-4059, doi:10.1002/cphc.201000430.
- (2) Orkin, V. L.; Poskrebyshv, G. A.; Kurylo, M. J. Rate constants for the reactions between OH and perfluorinated alkenes. *J. Phys. Chem. A* **2011**, *115*, 6568-6574, doi:10.1021/jp201663j.
- (3) Young, C. J.; Hurley, M. D.; Wallington, T. J.; Mabury, S. A. Atmospheric chemistry of perfluorobutenes (CF₃CF=CFCF₃ and CF₃CF₂CF=CF₂): Kinetics and mechanisms of reactions with OH radicals and chlorine atoms, IR spectra, global warming potentials, and oxidation to perfluorocarboxylic acids. *Atmos. Environ.* **2009**, *43*, 3717-3724, doi:10.1016/j.atmosenv.2009.04.025.

E48. OH + (CF₃)₂C=CFCF₂CF₃. The rate constant reported by Orkin et al.² decreases with decreasing temperature and exhibits pronounced curvature in the Arrhenius plot between 250 K and 370 K. The recommended values for both k(298 K) and E/R are derived from a fit to the data of Orkin et al. between ~300 K and 250 K, the temperature region where the rate constant reached a minimum and became essentially temperature independent. The data over the complete temperature range from 370 K to 250 K can be represented by the three-parameter expression reported by Orkin et al.

$$k(T) = 2.17 \times 10^{-15} (T/298)^{3.90} \exp(+1044/T)$$

The uncertainty parameters were chosen to encompass the possible increase of the rate constant at lower temperatures (below 250 K) following this three-parameter expression. Jubb et al.¹ measured the rate constant ratio for CH₃OC₇F₁₃ to both (CF₃)₂C=CFCF₂CF₃ and (*Z*)-CF₃CH=CHCF₃ at 298 K, thereby enabling calculation of a room temperature rate constant for (CF₃)₂C=CFCF₂CF₃ from the current k(298 K) recommendation for (*Z*)-CF₃CH=CHCF₃. The resulting value is in excellent agreement with that recommended here.

(Table: 15-10, Note: 15-10, Evaluated: 15-10) [Back to Table](#)

- (1) Jubb, A. M.; Gierczak, T.; Baasandorj, M.; Waterland, R. L.; Burkholder, J. B. Methylperfluoroheptene-ethers (CH₃OC₇F₁₃): Measured OH radical reaction rate coefficients for several

isomers and enantiomers and their atmospheric lifetimes and global warming potentials. *Environ. Sci. Technol.* **2014**, *48*, 4954-4962, doi:10.1021/es500888v.

- (2) Orkin, V. L.; Poskrebyshev, G. A.; Kurylo, M. J. Rate constants for the reactions between OH and perfluorinated alkenes. *J. Phys. Chem. A* **2011**, *115*, 6568-6574, doi:10.1021/jp201663j.

E49. OH + CF₃OH. There are no measurements of the rate coefficient of this reaction. The recommendation is based on the recommended limit for the reverse reaction rate coefficient and an estimated equilibrium constant. The thermochemistry of CF₃O and CF₃OH are taken from *ab initio* calculations (Montgomery et al.² and Schneider and Wallington³) and laboratory measurements (Huey et al.¹) to estimate $\Delta G^{\circ}_{298}(\text{OH} + \text{CF}_3\text{OH} \rightarrow \text{CF}_3\text{O} + \text{H}_2\text{O})$ to be about (2 ± 4) kcal mol⁻¹. In considering the large uncertainty in the free energy change, the estimated rate coefficient limit is based on the assumption that the reaction is approximately thermoneutral.

(Table: 97-4, Note: 97-4, Evaluated: 97-4) [Back to Table](#)

- (1) Huey, L. G.; Dunlea, E. J.; Howard, C. J. Gas-phase acidity of CF₃OH. *J. Phys. Chem.* **1996**, *100*, 6504-6508.
(2) Montgomery, J. A.; Michels, H. H.; Francisco, J. S. Ab initio calculation of the heats of formation of CF₃OH and CF₂O. *Chem. Phys. Lett.* **1994**, *220*, 391-396.
(3) Schneider, W. F.; Wallington, T. J. Thermochemistry of COF₂ and related compounds. *J. Phys. Chem.* **1994**, *98*, 7448-7451, doi:10.1021/j100082a009.

E50. OH + CH₂FCH₂OH. The recommended values for k(298 K) and E/R are averages of the parameters derived from fits to the data of Rajakumar et al.² and Orkin et al.¹ for T < 300 K with the former data corrected for an apparent error in the UV absorption cross section of CH₂FCH₂OH (which was used to determine the reactant concentration). When this correction is made, the data from these two studies are indistinguishable. The room temperature rate constant determined in the relative rate study of Sellevag et al.³ is about 50% greater than that recommended. The data over the temperature range 230 K to 370 K from both Rajakumar et al.² and Orkin et al.¹ exhibit curvature in the Arrhenius plot (more evident in the higher precision data from the latter study) and can be represented by the three-parameter expression reported by Orkin et al.

$$k(T) = 3.47 \times 10^{-14} (T/298)^{4.5} \exp(+977/T)$$

(Table: 15-10, Note: 15-10, Evaluated: 15-10) [Back to Table](#)

- (1) Orkin, V. L.; Khamaganov, V. G.; Martynova, L. E.; Kurylo, M. J. High-accuracy measurements of OH reaction rate constants and IR and UV absorption spectra: Ethanol and partially fluorinated ethyl alcohols. *J. Phys. Chem. A* **2011**, *115*, 8656-8668, doi:10.1021/jp202099t.
(2) Rajakumar, B.; Burkholder, J. B.; Portmann, R. W.; Ravishankara, A. R. Rate coefficients, for the OH + CFH₂CH₂OH reaction between 238 and 355 K. *Phys. Chem. Chem. Phys.* **2005**, *7*, 2498-2505, doi:10.1039/b503332b.
(3) Sellevåg, S. R.; Nielsen, C. J.; Søvde, O. A.; Myhre, G.; Sundet, J. K.; Stordal, F.; Isaksen, I. S. A. Atmospheric gas-phase degradation and global warming potentials of 2-fluoroethanol, 2,2-difluoroethanol, and 2,2,2-trifluoroethanol. *Atmos. Environ.* **2004**, *38*, 6725-6735, doi:10.1016/j.atmosenv.2004.09.023.

E51. OH + CHF₂CH₂OH. The recommended value of k(298 K) is an average of the values reported in the absolute rate studies of Kovacs et al.¹ and Orkin et al.² The value of E/R is derived from a fit at T ≤ 300 K to the data of Orkin et al.,² which are the only temperature dependent data available. The room temperature rate constant determined in the relative rate study of Sellevag et al.³ is about 80% greater than that recommended. The data over the temperature range from 220 K to 370 K exhibit a curvature in the Arrhenius plot and can be represented by the three-parameter expression that is derived from a fit to the data of Orkin et al.² over the temperature range from 220 K to 370 K after the data were scaled to match the recommended value of k(298 K).

$$k(T) = 3.73 \times 10^{-14} (T/298)^{4.25} \exp(+578/T)$$

(Table: 10-6, Note: 15-10, Evaluated: 10-6) [Back to Table](#)

- (1) Kovács, G.; Szasz-Vadasz, T.; Papadimitriou, V. C.; Dobe, S.; Berces, T.; Marta, F. Absolute rate constants for the reactions of OH radicals with CH₃CH₂OH, CF₂HCH₂OH and CF₃CH₂OH. *React. Kinet. Catal. Lett.* **2005**, *87*, 129-138.

- (2) Orkin, V. L.; Khamaganov, V. G.; Martynova, L. E.; Kurylo, M. J. High-accuracy measurements of OH reaction rate constants and IR and UV absorption spectra: Ethanol and partially fluorinated ethyl alcohols. *J. Phys. Chem. A* **2011**, *115*, 8656-8668, doi:10.1021/jp202099t.
- (3) Sellevåg, S. R.; Nielsen, C. J.; Søvde, O. A.; Myhre, G.; Sundet, J. K.; Stordal, F.; Isaksen, I. S. A. Atmospheric gas-phase degradation and global warming potentials of 2-fluoroethanol, 2,2-difluoroethanol, and 2,2,2-trifluoroethanol. *Atmos. Environ.* **2004**, *38*, 6725-6735, doi:10.1016/j.atmosenv.2004.09.023.

E52. OH + CF₃CH₂OH. The recommended value for k(298 K) is an average of the values reported in the absolute rate studies of Wallington et al.,⁶ Tokuhashi et al.⁵ (two determinations), Kovacs et al.,² and Orkin et al.,³ and the relative rate study of Hurley et al.¹ (using OH + C₂H₂ as the reference reaction). The value of k(298 K) reported by Sellevag et al.⁴ is significantly larger than those from all of the other studies and was not used in deriving the recommended value. The recommended value for E/R is an average of the values derived from fits to the data below 300 K of Tokuhashi et al.⁵ and Orkin et al.³ The data over the temperature range from 220 K to 370 K exhibit a curvature in the Arrhenius plot and can be represented by the three-parameter expression derived from a fit to the data of Orkin et al.³ after the data were scaled to match the recommended k(298 K).

$$k(T) = 2.57 \times 10^{-14} (T/298)^{4.0} \exp(+405/T)$$

(Table: 15-10, Note: 15-10, Evaluated: 15-10) [Back to Table](#)

- (1) Hurley, M. D.; Wallington, T. J.; Sulbaek Andersen, M. P.; Ellis, D. A.; Martin, J. W.; Mabury, S. A. Atmospheric chemistry of fluorinated alcohols: Reaction with Cl atoms and OH radicals and atmospheric lifetimes. *J. Phys. Chem. A* **2004**, *108*, 1973, doi:10.1021/jp0373088.
- (2) Kovács, G.; Szasz-Vadasz, T.; Papadimitriou, V. C.; Dobe, S.; Berces, T.; Marta, F. Absolute rate constants for the reactions of OH radicals with CH₃CH₂OH, CF₂HCH₂OH and CF₃CH₂OH. *React. Kinet. Catal. Lett.* **2005**, *87*, 129-138.
- (3) Orkin, V. L.; Khamaganov, V. G.; Martynova, L. E.; Kurylo, M. J. High-accuracy measurements of OH reaction rate constants and IR and UV absorption spectra: Ethanol and partially fluorinated ethyl alcohols. *J. Phys. Chem. A* **2011**, *115*, 8656-8668, doi:10.1021/jp202099t.
- (4) Sellevåg, S. R.; Nielsen, C. J.; Søvde, O. A.; Myhre, G.; Sundet, J. K.; Stordal, F.; Isaksen, I. S. A. Atmospheric gas-phase degradation and global warming potentials of 2-fluoroethanol, 2,2-difluoroethanol, and 2,2,2-trifluoroethanol. *Atmos. Environ.* **2004**, *38*, 6725-6735, doi:10.1016/j.atmosenv.2004.09.023.
- (5) Tokuhashi, K.; Nagai, H.; Takahashi, A.; Kaise, M.; Kondo, S.; Sekiya, A.; Takahashi, M.; Gotoh, Y.; Suga, A. Measurement of the OH reaction rate constants for CF₃CH₂OH, CF₃CF₂CH₂OH, and CF₃CH(OH)CF₃. *J. Phys. Chem. A* **1999**, *103*, 2664-2672.
- (6) Wallington, T. J.; Dagaut, P.; Kurylo, M. J. Correlation between gas-phase and solution-phase reactivities of hydroxyl radicals toward saturated organic compounds. *J. Phys. Chem.* **1988**, *92*, 5024-5028, doi:10.1021/j100328a039.

E53. OH + CF₃CF₂CH₂OH. The recommended value for k(298 K) is an average of the values derived from the data of Tokuhashi et al.³ (discharge flow and pulsed photolysis absolute rate studies) and from the relative rate studies of Chen et al.¹ (recalculated based on the current recommendation for the rate constant for the OH + CH₂Cl₂ reference reaction) and Hurley et al.² (recalculated based on the current recommendation for the rate constant for the OH + C₂H₂ reaction). The recommended value for E/R is derived from the combined fit to the temperature dependent data of Tokuhashi et al.³ (T < 400 K) and Chen et al.¹ after scaling each data set to the recommended value of k(298 K).

(Table: 10-6, Note: 15-10, Evaluated: 15-10) [Back to Table](#)

- (1) Chen, L.; Fukuda, F.; Takenaka, N.; Bandow, H.; Maeda, Y. Kinetics of the gas-phase reaction of CF₃CF₂CH₂OH with OH radicals and its atmospheric lifetime. *Int. J. Chem. Kinet.* **2000**, *25*, 73-78.
- (2) Hurley, M. D.; Wallington, T. J.; Sulbaek Andersen, M. P.; Ellis, D. A.; Martin, J. W.; Mabury, S. A. Atmospheric chemistry of fluorinated alcohols: Reaction with Cl atoms and OH radicals and atmospheric lifetimes. *J. Phys. Chem. A* **2004**, *108*, 1973, doi:10.1021/jp0373088.
- (3) Tokuhashi, K.; Nagai, H.; Takahashi, A.; Kaise, M.; Kondo, S.; Sekiya, A.; Takahashi, M.; Gotoh, Y.; Suga, A. Measurement of the OH reaction rate constants for CF₃CH₂OH, CF₃CF₂CH₂OH, and CF₃CH(OH)CF₃. *J. Phys. Chem. A* **1999**, *103*, 2664-2672.

E54. OH + (CF₃)₂CHOH. The results of the absolute measurements reported by Tokuhashi et al.² (three determinations) and Orkin et al.¹ are in excellent agreement over the common temperature range of the measurements. The recommended k(298 K) is the same value obtained in both studies. The data from Orkin et al.¹ exhibit a noticeable curvature in the Arrhenius plot between 220 K and 370 K, which is most pronounced at lower temperatures. Because of this curvature, the recommended value for E/R is derived from a fit to the data from both studies only between 298 K and 250 K. The data over the temperature range from 220 K to 370 K can be represented by the three-parameter expression that is derived from a fit to the data of Orkin et al.¹

$$k(T) = 5.7 \times 10^{-16} (T/298)^{6.65} \exp(+1125/T)$$

The g-factor is set to encompass the low temperature extrapolation of both the recommended two-parameter Arrhenius expression and the three-parameter expression from Orkin et al.¹

(Table: 15-10, Note: 15-10, Evaluated: 15-10) [Back to Table](#)

- (1) Orkin, V. L.; Khamaganov, V. G.; Kurylo, M. J. High accuracy measurements of OH reaction rate constants and IR absorption spectra: Substituted 2-propanols. *J. Phys. Chem. A* **2012**, *116*, 6188-6198, doi:10.1021/jp211534n.
- (2) Tokuhashi, K.; Nagai, H.; Takahashi, A.; Kaise, M.; Kondo, S.; Sekiya, A.; Takahashi, M.; Gotoh, Y.; Suga, A. Measurement of the OH reaction rate constants for CF₃CH₂OH, CF₃CF₂CH₂OH, and CF₃CH(OH)CF₃. *J. Phys. Chem. A* **1999**, *103*, 2664-2672.

E55. OH + CF₃CHF₂CF₂CH₂OH. The recommended value of k(298 K) is an average of the values derived from the two relative rate studies of Chen et al.¹ (recalculated using the recommended rate constants for the reference reactions) and the two absolute rate studies of Chen et al.¹ The recommended value for E/R is derived from a fit to all of the data (for T <~300 K) from both the relative rate and absolute rate determinations after scaling each data set to the recommended k(298 K).

(Table: 15-10, Note: 15-10, Evaluated: 15-10) [Back to Table](#)

- (1) Chen, L.; Tokuhashi, K.; Kutsuna, S.; Sekiya, A.; Yonei, Y.; Yamamoto, A. Kinetic study of the gas-phase reaction of CF₃CHF₂CF₂CH₂OH with OH radicals at 230–430 K. *Chem. Phys. Lett.* **2003**, *382*, 277-282, doi:10.1016/j.cplett.2003.09.162.

E56. OH + CF₃CF₂CF₂CF₂CH₂OH. The recommended value for k(298 K) is from the relative rate study of Hurley et al.¹ (recalculated using the current recommendation for the rate constant of the OH + C₂H₂ reference reaction). The recommended value for E/R is estimated as being the same as that for the reaction of OH with CF₃CF₂CH₂OH.

(Table: 10-6, Note: 10-6, Evaluated: 10-6) [Back to Table](#)

- (1) Hurley, M. D.; Wallington, T. J.; Sulbaek Andersen, M. P.; Ellis, D. A.; Martin, J. W.; Mabury, S. A. Atmospheric chemistry of fluorinated alcohols: Reaction with Cl atoms and OH radicals and atmospheric lifetimes. *J. Phys. Chem. A* **2004**, *108*, 1973, doi:10.1021/jp0373088.

E57. OH + CH₃OCHF₂ (HFE-152a). The recommended Arrhenius parameters are derived from a fit to the data of Orkin et al.¹

(Table: 15-10, Note: 15-10, Evaluated: 15-10) [Back to Table](#)

- (1) Orkin, V. L.; Khamaganov, V. G.; Guschin, A. G. Photochemical properties of hydrofluoroethers CH₃OCHF₂, CH₃OCF₃, and CHF₂OCH₂CF₃: Reactivity toward OH, IR absorption cross sections, atmospheric lifetimes, and global warming potentials. *J. Phys. Chem. A* **2014**, *118*, 10770-10777, doi:10.1021/jp506377w.

E58. OH + CH₃OCF₃ (HFE-143a). The recommended value for k(298 K) is an average of the values derived in the studies of Orkin et al.,³ Hsu and DeMore² (two relative rate determinations that have been recalculated based on the current recommendations for the rate constants of the OH + CH₃CHF₂ and OH + CH₂F₂ reference reactions), and Chen et al.¹ (two relative rate determinations that have been recalculated based on the current recommendations for the rate constants of the OH + CH₄ and OH + CH₃CCl₃ reference reactions). The recalculation procedure for relative rate measurements referenced to the OH + CH₃CHF₂ reaction is discussed in the note for that reaction. The room temperature result of Zhang et al.⁴ was not used in the derivation since it is significantly higher than the values of the other studies and was likely influenced by the presence of reactive impurities. The recommended value for E/R is derived from a fit to the data from Orkin

et al.,³ Hsu and DeMore,² and Chen et al.¹ (for T <400 K) after scaling each data set to the recommended k(298 K).

(Table: 10-6, Note: 15-10, Evaluated: 15-10) [Back to Table](#)

- (1) Chen, L.; Kutsuna, S.; Nohara, K.; Takeuchi, K.; Ibusuki, T. Kinetics and mechanisms for the reactions of CF₃OCH₃ and CF₃OC(O)H with OH radicals using an environmental reaction chamber. *J. Phys. Chem. A* **2001**, *105*, 10854-10859, doi:10.1021/jp010137r.
- (2) Hsu, K. J.; DeMore, W. B. Temperature-dependent rate constants and substituent effects for the reactions of hydroxyl radicals with three partially fluorinated ethers. *J. Phys. Chem.* **1995**, *99*, 11141-11930.
- (3) Orkin, V. L.; Khamaganov, V. G.; Guschin, A. G. Photochemical properties of hydrofluoroethers CH₃OCHF₂, CH₃OCF₃, and CHF₂OCH₂CF₃: Reactivity toward OH, IR absorption cross sections, atmospheric lifetimes, and global warming potentials. *J. Phys. Chem. A* **2014**, *118*, 10770-10777, doi:10.1021/jp506377w.
- (4) Zhang, Z.; Saini, R. D.; Kurylo, M. J.; Huie, R. E. Rate constants for the reactions of the hydroxyl radical with several partially fluorinated ethers. *J. Phys. Chem.* **1992**, *96*, 9301-9304, doi:10.1021/j100202a045.

E59. OH + CHF₂OCHF₂ (HFE-134). The recommended value of k(298 K) is an average of the values derived in the relative rate studies of Hsu and DeMore² (recalculated using the current recommendation for the rate constant of the OH + CH₃CCl₃ reference reaction) and of Wilson et al.⁴ (recalculated using the current recommendation for the rate constant of the OH + CHF₂CF₃ reference reaction) and the absolute rate study of Orkin et al.³ The recommended value for E/R is derived from a combined fit to the data from these three studies after scaling each data set to the recommended value of k(298 K). The more scattered data of Garland et al.¹ were not used in derivation of the recommended value.

(Table: 15-10, Note: 15-10, Evaluated: 15-10) [Back to Table](#)

- (1) Garland, N. L.; Medhurst, L. J.; Nelson, H. H. Potential chlorofluorocarbon replacements: OH reaction rate constants between 250 and 315 K and infrared absorption spectra. *J. Geophys. Res.* **1993**, *98*, 23107-23111.
- (2) Hsu, K. J.; DeMore, W. B. Temperature-dependent rate constants and substituent effects for the reactions of hydroxyl radicals with three partially fluorinated ethers. *J. Phys. Chem.* **1995**, *99*, 11141-11930.
- (3) Orkin, V. L.; Villenave, E.; Huie, R. E.; Kurylo, M. J. Atmospheric lifetimes and global warming potentials of hydrofluoroethers: Reactivity toward OH, UV spectra, and IR absorption cross sections. *J. Phys. Chem. A* **1999**, *103*, 9770-9779.
- (4) Wilson, E. W., Jr.; Sawyer, A. A.; Sawyer, H. A. Rates of reaction for cyclopropane and difluoromethoxydifluoromethane with hydroxyl radicals. *J. Phys. Chem. A* **2001**, *105*, 1445-1448, doi:10.1021/jp002327s.

E60. OH + CHF₂OCF₃ (HFE-125). The recommended Arrhenius parameters are based on results of the relative rate study of Hsu and DeMore¹ (recalculated using the current recommendation for the rate constant of the OH + CHF₃ reference reaction). Additional measurements by Hsu and DeMore¹ relative to OH + CHF₂CF₃ and OH + CH₄ are encompassed well within the 2σ uncertainty limits, but were not used for assigning the recommended rate expression due to the large differences in reactivity between the two reference species and the target molecule. The room temperature result of Zhang et al.² lies significantly higher than the recommended value, possibly due to the presence of reactive impurities in the sample.

(Table: 02-25, Note: 02-25, Evaluated: 02-25) [Back to Table](#)

- (1) Hsu, K. J.; DeMore, W. B. Temperature-dependent rate constants and substituent effects for the reactions of hydroxyl radicals with three partially fluorinated ethers. *J. Phys. Chem.* **1995**, *99*, 11141-11930.
- (2) Zhang, Z.; Saini, R. D.; Kurylo, M. J.; Huie, R. E. Rate constants for the reactions of the hydroxyl radical with several partially fluorinated ethers. *J. Phys. Chem.* **1992**, *96*, 9301-9304, doi:10.1021/j100202a045.

E61. OH + CH₃OCHFCF₃. The recommended value for k(298 K) is an average of values derived from two relative rate determinations by Chen et al.¹ (recalculated using the current recommendations for the rate constants of the reference reactions OH + C₂H₆ and OH + CH₃CHF₂). The recommended E/R is derived from a fit to these data after scaling each individual data set to the recommended k(298 K).

(Table: 10-6, Note: 10-6, Evaluated: 10-6) [Back to Table](#)

- (1) Chen, L.; Kutsuna, S.; Tokuhashi, K.; Sekiya, A. Kinetics and mechanisms of $\text{CF}_3\text{CHFOCH}_3$, $\text{CF}_3\text{CHFOC(O)H}$, and FC(O)OCH_3 reactions with OH radicals. *J. Phys. Chem. A* **2006**, *110*, 12845-12851, doi:10.1021/jp064917h.

E62. OH + $\text{CH}_2\text{FOCH}(\text{CF}_3)_2$ (Sevoflurane). The recommended value for $k(298\text{K})$ is an average of the values from the two studies (one relative rate and one absolute) by Sulbaek Andersen et al.³ The room temperature rate constants determined by Brown et al.¹ are approximately a factor of two higher than recommended here and may be indicative of impurity effects. The room temperature rate constant determined by Langbein et al.² is approximately 30% lower than recommended and is encompassed within the 95% confidence limits. The recommended value for E/R is derived from an Arrhenius fit to the data from the absolute rate constant measurements of Sulbaek Andersen et al.³

(Table: 15-10, Note: 15-10, Evaluated: 15-10) [Back to Table](#)

- (1) Brown, A. C.; Canosa-Mas, C. E.; Parr, A. D.; Wayne, R. P. Laboratory studies of some halogenated ethanes and ethers: Measurements of rates of reaction with OH and of infrared absorption cross-sections. *Atmos. Environ.* **1990**, *24A*, 2499-2511.
- (2) Langbein, T.; Sonntag, H.; Trapp, D.; Hoffmann, A.; Malms, W.; Röth, E.-P.; Mörs, V.; Zellner, R. Volatile anaesthetics and the atmosphere: atmospheric lifetimes and atmospheric effects of halothane, enflurane, isoflurane, desflurane and sevoflurane. *British J. Anaest.* **1999**, *82*, 66-73.
- (3) Sulbaek Andersen, M. P.; Nielsen, O. J.; Karpichev, B.; Wallington, T. J.; Sander, S. P. Atmospheric chemistry of isoflurane, desflurane, and sevoflurane: Kinetics and mechanisms of reactions with chlorine atoms and OH radicals and global warming potentials. *J. Phys. Chem. A* **2012**, *116*, 5806-5820, doi:10.1021/jp2077598.

E63. OH + $\text{CH}_3\text{OCF}_2\text{CHF}_2$. The recommended value for $k(298\text{K})$ is an average of the values from the two absolute determinations by Tokuhashi et al.² using pulsed photolysis and discharge flow techniques. The recommended value for E/R is derived from a fit to the pulsed photolysis data below 400 K. A room temperature measurement by Heathfield et al.¹ is nearly an order of magnitude higher than recommended, which may be due to reactive impurities.

(Table: 02-25, Note: 15-10, Evaluated: 15-10) [Back to Table](#)

- (1) Heathfield, A. E.; Anastasi, C.; Pagsberg, P.; McCulloch, A. Atmospheric lifetimes of selected fluorinated ether compounds. *Atmos. Environ.* **1998**, *32*, 711-717.
- (2) Tokuhashi, K.; Takahashi, A.; Kaise, M.; Kondo, S.; Sekiya, A.; Yamashita, S.; Ito, H. Rate constants for the reactions of OH radicals with $\text{CH}_3\text{OCF}_2\text{CHF}_2$, $\text{CHF}_2\text{OCH}_2\text{CF}_2\text{CHF}_2$, $\text{CHF}_2\text{OCH}_2\text{CF}_2\text{CF}_3$, and $\text{CF}_3\text{CH}_2\text{OCF}_2\text{CHF}_2$ over the temperature range 250-430 K. *J. Phys. Chem. A* **2000**, *104*, 1165-1170, doi:10.1021/jp991421+.

E64. OH + $\text{CH}_3\text{OCF}_2\text{CF}_3$. The recommended Arrhenius parameters are derived from a fit to the data (below 400 K) of Tokuhashi et al.¹ (three independent absolute measurement studies). The expression, as expected, is similar to those for the $\text{OH} + \text{CH}_3\text{OCF}_3$ and $\text{OH} + \text{CH}_3\text{OCF}_2\text{CF}_2\text{CF}_3$ reactions.

(Table: 02-25, Note: 02-25, Evaluated: 02-25) [Back to Table](#)

- (1) Tokuhashi, K.; Takahashi, A.; Kaise, M.; Kondo, S.; Sekiya, A.; Yamashita, S.; Ito, H. Rate Constants for the Reactions of OH Radicals with $\text{CH}_3\text{OCF}_2\text{CF}_3$, $\text{CH}_3\text{OCF}_2\text{CF}_2\text{CF}_3$, and $\text{CH}_3\text{OCF}(\text{CF}_3)_2$. *Int. J. Chem. Kinet.* **1999**, *31*, 846-853.

E65. OH + $\text{CHF}_2\text{OCH}_2\text{CF}_3$ (HFE-245fa2). The recommended value of $k(298\text{K})$ is an average of the values reported in the absolute studies of Zhang et al.³ and Orkin et al.¹ and in the relative rate study of Oyaró et al.² (recalculated using the current recommendations for the rate constants of the $\text{OH} + \text{CH}_3\text{CCl}_3$ and $\text{OH} + \text{CHF}_2\text{CH}_2\text{F}$ reference reactions). The recommended value of E/R is derived from a fit to the data of Orkin et al.¹

(Table: 10-6, Note: 15-10, Evaluated: 15-10) [Back to Table](#)

- (1) Orkin, V. L.; Khamaganov, V. G.; Guschin, A. G. Photochemical properties of hydrofluoroethers CH_3OCHF_2 , CH_3OCF_3 , and $\text{CHF}_2\text{OCH}_2\text{CF}_3$: Reactivity toward OH, IR absorption cross sections, atmospheric lifetimes, and global warming potentials. *J. Phys. Chem. A* **2014**, *118*, 10770-10777, doi:10.1021/jp506377w.

- (2) Oyaro, N.; Sellevag, S. R.; Nielsen, C. J. Atmospheric chemistry of hydrofluoroethers: Reaction of a series of hydrofluoroethers with OH radicals and Cl atoms, atmospheric lifetimes, and global warming potentials. *J. Phys. Chem. A* **2005**, *109*, 337-346, doi:10.1021/jp047860c.
- (3) Zhang, Z.; Saini, R. D.; Kurylo, M. J.; Huie, R. E. Rate constants for the reactions of the hydroxyl radical with several partially fluorinated ethers. *J. Phys. Chem.* **1992**, *96*, 9301-9304, doi:10.1021/j100202a045.

E66. OH + CHF₂OCHF₂CF₃ (Desflurane). The recommended value for k(298 K) is an average of the values obtained in the absolute rate studies of Langbein et al.¹ and Sulbaek Andersen et al.³ The values of the room temperature rate constant determined in the two relative rate studies of Oyaro et al.² (relative to the reactions of OH with CH₃CCl₃ and CHF₂CH₂F) are approximately 50% greater than the recommended value. The recommendation for E/R is derived from a fit to the data of Sulbaek Andersen et al., which is the only study of the temperature dependence of this reaction.

(Table: 15-10, Note: 15-10, Evaluated: 15-10) [Back to Table](#)

- (1) Langbein, T.; Sonntag, H.; Trapp, D.; Hoffmann, A.; Malms, W.; Röth, E.-P.; Mörs, V.; Zellner, R. Volatile anaesthetics and the atmosphere: atmospheric lifetimes and atmospheric effects of halothane, enflurane, isoflurane, desflurane and sevoflurane. *British J. Anaest.* **1999**, *82*, 66-73.
- (2) Oyaro, N.; Sellevag, S. R.; Nielsen, C. J. Atmospheric chemistry of hydrofluoroethers: Reaction of a series of hydrofluoroethers with OH radicals and Cl atoms, atmospheric lifetimes, and global warming potentials. *J. Phys. Chem. A* **2005**, *109*, 337-346, doi:10.1021/jp047860c.
- (3) Sulbaek Andersen, M. P.; Nielsen, O. J.; Karpichev, B.; Wallington, T. J.; Sander, S. P. Atmospheric chemistry of isoflurane, desflurane, and sevoflurane: Kinetics and mechanisms of reactions with chlorine atoms and OH radicals and global warming potentials. *J. Phys. Chem. A* **2012**, *116*, 5806-5820, doi:10.1021/jp2077598.

E67. OH + CHF₂OCF₂CHF₂. The recommended value for k(298 K) is an average of the relative rate determinations of Chen et al.¹ (two studies that were recalculated using the current recommendations for the reference reactions of OH with CH₃OCF₂CF₃ and CH₃OCF₂CF₂CF₃) and Wilson et al.² (two studies that were recalculated using the current recommendations for the reference reactions of OH with HFC-134a and HFC-143a). The recommended value for E/R is from a combined fit to the data of Chen et al.¹ and Wilson et al.² after each data set was scaled to the recommended value of k(298 K).

(Table: 10-6, Note: 10-6, Evaluated: 10-6) [Back to Table](#)

- (1) Chen, L.; Kutsuna, S.; Tokuhashi, K.; Sekiya, A. Kinetics study of the gas-phase reactions of CHF₂CF₂OCHF₂ and CF₃CHF₂CF₂OCH₂CF₂CF₃ with OH radicals at 253-328 K. *Chem. Phys. Lett.* **2005**, *403*, 180-184, doi:10.1016/j.cplett.2005.01.002.
- (2) Wilson, E. W., Jr.; Hamilton, W. A.; Mount, H. R.; DeMore, W. B. Rate constants for the reactions of hydroxyl radical with several fluoroethers by the relative rate method. *J. Phys. Chem. A* **2007**, *111*, 1610-1617, doi:10.1021/jp068355d.

E68. OH + CF₃OCHF₂CF₃. The recommended value for k(298 K) is an average of the values reported in the relative rate studies of Takahashi et al.³ (two studies that were recalculated using the current rate constant recommendations for the OH + C₂H₄ and OH + C₂H₂ reference reactions) and Oyaro et al.² (recalculated using the current recommended rate constant for the OH + HFC-143 reference reaction) and in the two absolute rate constant determinations of Tokuhashi et al.⁴ The k(298 K) value reported by Li et al.¹ is approximately a factor of 5 greater than that recommended. The recommended value of E/R comes from a fit to the data of Tokuhashi et al.⁴ below 400 K.

(Table: 15-10, Note: 15-10, Evaluated: 15-10) [Back to Table](#)

- (1) Li, Z.; Jeong, G.-R.; Hansen, J. C.; Good, D. A.; Francisco, J. S. Rate constant for the reactions of CF₃OCHF₂CF₃ with OH and Cl. *Chem. Phys. Lett.* **2000**, *320*, 70-76.
- (2) Oyaro, N.; Sellevag, S. R.; Nielsen, C. J. Atmospheric chemistry of hydrofluoroethers: Reaction of a series of hydrofluoroethers with OH radicals and Cl atoms, atmospheric lifetimes, and global warming potentials. *J. Phys. Chem. A* **2005**, *109*, 337-346, doi:10.1021/jp047860c.
- (3) Takahashi, K.; Matsumi, Y.; Wallington, T. J.; Hurley, M. D. Atmospheric chemistry of CF₃CFHOCF₃: Reaction with OH radicals, atmospheric lifetime, and global warming potential. *J. Geophys. Res.* **2002**, *107*, 4574, doi:10.1029/2002JD002125.
- (4) Tokuhashi, K.; Chen, L.; Kutsuna, S.; Uchimaru, T.; Sugie, M.; Sekiya, A. Environmental assessment of CFC alternatives - Rate constants for the reactions of OH radicals with fluorinated compounds. *J. Fluor. Chem.* **2004**, *125*, 1801-1807, doi:10.1016/j.jfluchem.2004.09.013.

- E69. OH + CH₃OCF₂CF₂CF₃.** The recommended value for k(298 K) is an average of the values reported by Tokuhashi et al.² (two absolute measurement studies) and Ninomiya et al.¹ (two relative rate determinations, which have been recalculated based on the current recommendations for the rate constants of the OH + CH₄ and OH + CH₃Cl reference reactions). The recommended value for E/R is determined from a fit to the data (below 400 K) of Tokuhashi et al. The expression, as expected, is similar to those for the OH + CH₃OCF₃ and OH + CH₃OCF₂CF₃ reactions.
(Table: 02-25, Note: 02-25, Evaluated: 02-25) [Back to Table](#)
- (1) Ninomiya, Y.; Kawasaki, M.; Guschin, A.; Molina, L. T.; Molina, M. J.; Wallington, T. J. Atmospheric chemistry of *n*-C₃F₇OCH₃: Reaction with OH radicals and Cl atoms and atmospheric fate of *n*-C₃F₇OCH₂O(•) radicals. *Environ. Sci. Technol.* **2000**, *34*, 2973-2978, doi:10.1021/es991449z.
 - (2) Tokuhashi, K.; Takahashi, A.; Kaise, M.; Kondo, S.; Sekiya, A.; Yamashita, S.; Ito, H. Rate Constants for the Reactions of OH Radicals with CH₃OCF₂CF₃, CH₃OCF₂CF₂CF₃, and CH₃OCF(CF₃)₂. *Int. J. Chem. Kinet.* **1999**, *31*, 846-853.
- E70. OH + CH₃OCH(CF₃)₂ (HFE-356mm1).** The recommended values for both k(298 K) and E/R are derived from a fit to the relative rate data of Chen et al.,¹ recalculated using the recommended values for the rate constants of the reference reactions.
(Table: 15-10, Note: 15-10, Evaluated: 15-10) [Back to Table](#)
- (1) Chen, L.; Kutsuna, S.; Tokuhashi, K.; Sekiya, A.; Tamai, R.; Hibino, Y. Kinetics and mechanism of (CF₃)₂CHOCH₃ reaction with OH radicals in an environmental reaction chamber. *J. Phys. Chem. A* **2005**, *109*, 4766-4771, doi:10.1021/jp050491f.
- E71. OH + CH₃OCF(CF₃)₂.** The recommendation for k(298 K) is an average of the values from the absolute measurements of Tokuhashi et al.² (three determinations) and Andersen et al.¹ The recommended value for E/R is derived from a fit to the temperature-dependent data of Tokuhashi et al.² below 400 K. The uncertainties, which were originally set to encompass the recommendations for the similar OH + CH₃OCF₃ and OH + CH₃OCF₂CF₃ reactions have been reduced slightly to account for the additional data point at 298 K.
(Table: 15-10, Note: 15-10, Evaluated: 15-10) [Back to Table](#)
- (1) Andersen, L. L.; Østerstrøm, F. F.; Nielsen, O. J.; Sulbaek Andersen, M. P.; Wallington, T. J. Atmospheric chemistry of (CF₃)₂CFOCH₃. *Chem. Phys. Lett.* **2014**, *607*, 5-9, doi:10.1016/j.cplett.2014.05.036.
 - (2) Tokuhashi, K.; Takahashi, A.; Kaise, M.; Kondo, S.; Sekiya, A.; Yamashita, S.; Ito, H. Rate Constants for the Reactions of OH Radicals with CH₃OCF₂CF₃, CH₃OCF₂CF₂CF₃, and CH₃OCF(CF₃)₂. *Int. J. Chem. Kinet.* **1999**, *31*, 846-853.
- E72. OH + CH₃OC₄F₉.** The recommendation for k(298 K) is based on the relative rate measurements by Wallington et al.² (recalculated using the current recommendation for the rate constant of the OH + CH₃Cl reference reaction). Measurements in the same study using OH + CH₄ as the reference reaction are in general agreement, but exhibit more scatter. The recommended value of k(298 K) is consistent with similar reactions of OH with CH₃OCF₃, CH₃OC₂F₅, and CH₃OC₃F₇. A relative rate study by Cavalli et al.¹ at 298 K yielded a rate constant about 60% lower than recommended. The recommended value for E/R is estimated to be approximately equal to that for the reactions of OH with CH₃OC₂F₅ and CH₃OC₃F₇.
(Table: 10-6, Note: 10-6, Evaluated: 10-6) [Back to Table](#)
- (1) Cavalli, F.; Glasius, M.; Hjorth, J.; Rindone, B.; Jensen, N. R. Atmospheric lifetimes, infrared spectra and degradation products of a series of hydrofluoroethers. *Atmos. Environ.* **1998**, *32*, 3767-3773.
 - (2) Wallington, T. J.; Schneider, W. F.; Sehested, J.; Bilde, M.; Platz, J.; Nielsen, O. J.; Christensen, L. K.; Molina, M. J.; Molina, L. T.; Wooldridge, P. W. Atmospheric chemistry of HFE-7100 (C₄F₉OCH₃): reaction with OH radicals, UV spectra and kinetic data for C₄F₉OCH₂• and C₄F₉OCH₂O• radicals, and the atmospheric fate of C₄F₉OCH₂O• radicals. *J. Phys. Chem. A* **1997**, *101*, 8264-8274.
- E73. OH + CHF₂OCH₂CF₂CHF₂.** The recommended value for k(298 K) is an average of the values from the two absolute determinations by Tokuhashi et al.¹ using pulsed photolysis and discharge flow techniques. The recommended value for E/R is derived from a fit to the pulsed photolysis data.
(Table: 15-10, Note: 15-10, Evaluated: 15-10) [Back to Table](#)

- (1) Tokuhashi, K.; Takahashi, A.; Kaise, M.; Kondo, S.; Sekiya, A.; Yamashita, S.; Ito, H. Rate constants for the reactions of OH radicals with CH₃OCF₂CHF₂, CHF₂OCH₂CF₂CHF₂, CHF₂OCH₂CF₂CF₃, and CF₃CH₂OCF₂CHF₂ over the temperature range 250-430 K. *J. Phys. Chem. A* **2000**, *104*, 1165-1170, doi:10.1021/jp991421+.
- E74. OH + CHF₂OCH₂CF₂CF₃.** The recommended value for k(298 K) is an average of the values from the two absolute determinations by Tokuhashi et al.¹ using pulsed photolysis and discharge flow techniques. The recommended value for E/R is derived from a fit to the pulsed photolysis data below 400 K. (Table: 02-25, Note: 15-10, Evaluated: 02-25) [Back to Table](#)
- (1) Tokuhashi, K.; Takahashi, A.; Kaise, M.; Kondo, S.; Sekiya, A.; Yamashita, S.; Ito, H. Rate constants for the reactions of OH radicals with CH₃OCF₂CHF₂, CHF₂OCH₂CF₂CHF₂, CHF₂OCH₂CF₂CF₃, and CF₃CH₂OCF₂CHF₂ over the temperature range 250-430 K. *J. Phys. Chem. A* **2000**, *104*, 1165-1170, doi:10.1021/jp991421+.
- E75. OH + CHF₂OCH(CF₃)₂.** The recommended value for k(298 K) is an average of the values from the two relative rate determinations by Wilson et al.¹ recalculated using the current rate constant recommendations for the OH + HFC-134a and OH + HFC-143a reference reactions. The recommended value for E/R is derived from a combined fit to the data after scaling each data set to the recommended value for k(298 K). (Table: 10-6, Note: 15-10, Evaluated: 15-10) [Back to Table](#)
- (1) Wilson, E. W., Jr.; Hamilton, W. A.; Mount, H. R.; DeMore, W. B. Rate constants for the reactions of hydroxyl radical with several fluoroethers by the relative rate method. *J. Phys. Chem. A* **2007**, *111*, 1610-1617, doi:10.1021/jp068355d.
- E76. OH + CH₃CH₂OCF₂CHF₂.** The recommended parameters are from a combined fit to the data obtained by Tokuhashi et al.² (three absolute determinations) below 400 K. A room temperature rate constant determined by Heathfield et al.¹ is about a factor of two greater than that recommended. (Table: 10-6, Note: 10-6, Evaluated: 10-6) [Back to Table](#)
- (1) Heathfield, A. E.; Anastasi, C.; Pagsberg, P.; McCulloch, A. Atmospheric lifetimes of selected fluorinated ether compounds. *Atmos. Environ.* **1998**, *32*, 711-717.
- (2) Tokuhashi, K.; Takahashi, A.; Kaise, M.; Kondo, S. Rate constants for the reactions of OH radicals with CH₃OCF₂CHFCl, CHF₂OCF₂CHFCl, CHF₂OCHClCF₃, and CH₃CH₂OCF₂CHF₂. *J. Geophys. Res.* **1999**, *104*, 18681-18688.
- E77. OH + CF₃CH₂OCH₂CF₃.** The recommended value for k(298 K) is an average of the rate constants measured in the absolute study of Orkin et al.¹ and in the relative rate studies of Oyaro et al.² and Wilson et al.³ (two determinations). The relative rate data were recalculated using the current rate constant recommendations for the OH reactions with the reference compounds (CHCl₃ for Oyaro et al.² and HFC-152a and HFC-161 for Wilson et al.³). The recommended value for E/R is an average of the values for this parameter derived from fits to the Orkin et al.¹ and Wilson et al.³ data. (Table: 10-6, Note: 10-6, Evaluated: 10-6) [Back to Table](#)
- (1) Orkin, V. L.; Villenave, E.; Huie, R. E.; Kurylo, M. J. Atmospheric lifetimes and global warming potentials of hydrofluoroethers: Reactivity toward OH, UV spectra, and IR absorption cross sections. *J. Phys. Chem. A* **1999**, *103*, 9770-9779.
- (2) Oyaro, N.; Sellevag, S. R.; Nielsen, C. J. Study of the OH and Cl-initiated oxidation, IR absorption cross-section, radiative forcing, and global warming potential of four C₄-hydrofluoroethers. *Environ. Sci. Technol.* **2004**, *38*, 5567-5576, doi:10.1021/es0497330.
- (3) Wilson, E. W., Jr.; Hamilton, W. A.; Mount, H. R.; DeMore, W. B. Rate constants for the reactions of hydroxyl radical with several fluoroethers by the relative rate method. *J. Phys. Chem. A* **2007**, *111*, 1610-1617, doi:10.1021/jp068355d.
- E78. OH + CF₃CH₂OCF₂CHF₂ (HFE-347pcf2).** The recommended value for k(298 K) is an average of the rate constants measured in the absolute study of Tokuhashi et al.³ (three studies) and in the relative rate experiments of Chen et al.¹ (two studies relative to OH + CH₃CCl₃ and OH + CHF₂Cl) and of Wilson et al.⁴ (two studies relative to OH + HFC-152a and OH + HFC-32). All results of the relative rate studies were recalculated using the current recommendations for the reference reactions. The recommended value of E/R is from a combined fit to the data from all three groups after scaling each data set to the recommended k(298

K). The room temperature rate constant reported by Heathfield et al.² is about an order or magnitude greater than that from any of the other investigation and was not used to derive the recommendations given here.
(Table: 10-6, Note: 10-6, Evaluated: 10-6) [Back to Table](#)

- (1) Chen, L.; Kutsuna, S.; Tokuhashi, K.; Sekiya, A.; Takeuchi, K.; Ibusuki, T. Kinetics for the gas-phase reactions of OH radicals with the hydrofluoroethers CH₂FCF₂OCHF₂, CHF₂CF₂OCH₂CF₃, CF₃CHF₂OCH₂CF₃, and CF₃CHF₂OCH₂CF₂CHF₂ at 268-308 K. *Int. J. Chem. Kinet.* **2003**, *35*, 239-245.
- (2) Heathfield, A. E.; Anastasi, C.; Pagsberg, P.; McCulloch, A. Atmospheric lifetimes of selected fluorinated ether compounds. *Atmos. Environ.* **1998**, *32*, 711-717.
- (3) Tokuhashi, K.; Takahashi, A.; Kaise, M.; Kondo, S.; Sekiya, A.; Yamashita, S.; Ito, H. Rate constants for the reactions of OH radicals with CH₃OCF₂CHF₂, CHF₂OCH₂CF₂CHF₂, CHF₂OCH₂CF₂CF₃, and CF₃CH₂OCF₂CHF₂ over the temperature range 250-430 K. *J. Phys. Chem. A* **2000**, *104*, 1165-1170, doi:10.1021/jp991421+.
- (4) Wilson, E. W., Jr.; Hamilton, W. A.; Mount, H. R.; DeMore, W. B. Rate constants for the reactions of hydroxyl radical with several fluoroethers by the relative rate method. *J. Phys. Chem. A* **2007**, *111*, 1610-1617, doi:10.1021/jp068355d.

E79. OH + CHF₂OCF₂OCHF₂. The recommended value for k(298 K) is from the relative rate study by Cavalli et al.,¹ recalculated using the current recommendation for the rate constant of the reference reaction OH + CH₄. The value for k(298 K) is identical to that for OH + CHF₂OCHF₂, which might be expected to have a slightly higher rate constant. The value for E/R is estimated as being similar to that for the reaction of OH with CHF₂OCHF₂.

(Table: 10-6, Note: 10-6, Evaluated: 10-6) [Back to Table](#)

- (1) Cavalli, F.; Glasius, M.; Hjorth, J.; Rindone, B.; Jensen, N. R. Atmospheric lifetimes, infrared spectra and degradation products of a series of hydrofluoroethers. *Atmos. Environ.* **1998**, *32*, 3767-3773.

E80. OH + CHF₂OCF₂CF₂OCHF₂. The recommended value for k(298 K) is from the relative rate study by Cavalli et al.,¹ recalculated using the current recommendation for the rate constant of the reference reaction OH + CH₄. However, the value for k(298 K) is a factor of two greater than that measured in the same study for OH + CHF₂OCF₂OCHF₂, which might be expected to have a similar rate constant. Hence, the recommended value for f(298 K) was chosen to encompass the rate constant recommended for the reaction of OH with CHF₂OCF₂OCHF₂. As with OH + CHF₂OCF₂OCHF₂, the value for E/R is estimated as being similar to that for the reaction of OH + CHF₂OCHF₂.

(Table: 10-6, Note: 10-6, Evaluated: 10-6) [Back to Table](#)

- (1) Cavalli, F.; Glasius, M.; Hjorth, J.; Rindone, B.; Jensen, N. R. Atmospheric lifetimes, infrared spectra and degradation products of a series of hydrofluoroethers. *Atmos. Environ.* **1998**, *32*, 3767-3773.

E81. OH + CHF₂OCF₂CF₂OCF₂OCHF₂. The recommended value for k(298 K) is from the relative rate study by Cavalli et al.,¹ recalculated using the current recommendation for the rate constant of the reference reaction OH + CH₄. The value for k(298 K) is almost the same as that measured for OH + CHF₂OCF₂CF₂OCHF₂ in the same study. For both compounds, the measured values for k(298 K) are inexplicably a factor of two greater than that measured in the same study for OH + CHF₂OCF₂OCHF₂, which might be expected to have the same or even slightly higher rate constant. Hence, the recommended value for f(298 K) was selected accordingly. As with OH + CHF₂OCF₂OCHF₂ and OH + CHF₂OCF₂CF₂OCHF₂, the value for E/R is estimated as being similar to that for the reaction of OH + CHF₂OCHF₂.

(Table: 10-6, Note: 10-6, Evaluated: 10-6) [Back to Table](#)

- (1) Cavalli, F.; Glasius, M.; Hjorth, J.; Rindone, B.; Jensen, N. R. Atmospheric lifetimes, infrared spectra and degradation products of a series of hydrofluoroethers. *Atmos. Environ.* **1998**, *32*, 3767-3773.

E82. F + O₃. The recommended parameters are based on results of the room temperature study of Bedzhanyan et al.¹ and the temperature-dependent study of Wagner et al.² The recommendation appears to be quite reasonable in view of the well-known reactivity of atomic chlorine with O₃.

(Table: 94-26, Note: 94-26, Evaluated: 94-26) [Back to Table](#)

- (1) Bedzhanyan, Y. R.; Markin, E. M.; Gershenson, Y. M. Experimental study of elementary reactions of FO radicals. I. Sources and measurement of absolute concentrations. The reaction F + O₃ → FO + O₂. *Kinetics and Catalysis* **1993**, *33*, 594-601.

- (2) Wagner, H. G.; Zetzsch, C.; Warnatz, J. Synthesis of OF radical in gas phase by reaction of fluorine atoms with ozone. *Ber. Bunsenges. Phys. Chem.* **1972**, *76*, 526-530.

E83. F + H₂. The value of $k(298\text{ K})$ seems to be well established with the results reported by Zhitneva and Pshezhetskii,¹⁰ Heidner et al.,^{5,6} Wurzburg and Houston,⁹ Dodonov et al.,⁴ Clyne et al.,³ Bozzelli,¹ Igoshin et al.,⁷ Clyne and Hodgson,² and Stevens et al.⁸ being in excellent agreement (range of k being $2.3\text{--}3.0 \times 10^{-11}\text{ cm}^3\text{ molecule}^{-1}\text{ s}^{-1}$). The recommended value at 298 K is taken to be the average of the values reported in these references. Values of E/R range from 433–595 K (Heidner et al.; Wurzburg and Houston; Igoshin et al.; and Stevens et al.). The recommended value of E/R is derived from a fit to the data in these studies.

(Table: 90-1, Note: 90-1, Evaluated: 90-1) [Back to Table](#)

- (1) Bozzelli, J. W. *Ph.D. Thesis*; Dept. of Chemistry, Princeton University, 1973.
- (2) Clyne, M. A. A.; Hodgson, A. Absolute rate constants for the reaction of fluorine atoms with H₂, CH₂Cl₂, CH₂ClF, CH₂F₂ and CHCl₂. *J. Chem. Soc. Faraday Trans. 2* **1985**, *81*, 443-455.
- (3) Clyne, M. A. A.; McKenney, D. J.; Walker, R. F. Reaction kinetics of ground state fluorine, F(²P), atoms. I. Measurement of fluorine atom concentrations and the rates of reactions F + CHF₃ and F + Cl₂ using mass spectrometry. *Can. J. Chem.* **1973**, *51*, 3596-3604.
- (4) Dodonov, A. F.; Lavrovskaya, G. K.; Morozov, I. I.; Tal'rose, V. L. *Dokl. Akad. Nauk USSR, 1971, Vol. 198, 622: Dokl. Phys. Chem. (Engl. Trans.)* **1971**, *198*, 440-442.
- (5) Heidner, R. F.; Bott, J. F.; Gardner, C. E.; Melzer, J. E. Absolute rate coefficients for F + H₂ and F + D₂ at $T = 295\text{ K}$. *J. Chem. Phys.* **1979**, *70*, 4509-4514.
- (6) Heidner, R. F.; Bott, J. F.; Gardner, C. E.; Melzer, J. E. Absolute rate coefficients for F + H₂ and F + D₂ at $T = 295\text{--}765\text{ K}$. *J. Chem. Phys.* **1980**, *72*, 4815-4821.
- (7) Igoshin, V. I.; Kulakov, L. V.; Nikitin, A. I. Determination of the rate constant of the chemical reaction F + H₂(D₂) → HF(DF) + H(D) from the stimulated emission of the HF(DF) molecules. *Sov. J. Quant. Electron.* **1974**, *3*, 306.
- (8) Stevens, P. S.; Brune, W. H.; Anderson, J. G. Kinetic and mechanistic investigations of F + H₂O/D₂O and F + H₂/D₂ over the temperature range 240-373 K. *J. Phys. Chem.* **1989**, *93*, 4068-4079, doi:10.1021/j100347a040.
- (9) Wurzburg, E.; Houston, P. L. The temperature dependence of absolute rate constants for the F + H₂ and F + D₂ reactions. *J. Chem. Phys.* **1980**, *72*, 4811-4814.
- (10) Zhitneva, G. P.; Pshezhetskii, S. Y. Rate constant for the reaction of fluorine atoms with chlorine monofluoride. *Kinetika i Kataliz* **1978**, *19*, 228-231.

E84. F + H₂O. The recommended temperature-independent value for this rate constant is based on results reported in the study by Stevens et al.² over the temperature range 240–373 K using a discharge flow system with chemical conversion of fluorine atoms to deuterium atoms and detection of the latter by resonance fluorescence. This value is in excellent agreement with the room temperature results of Frost et al.¹ and Walther and Wagner.³ In a limited temperature-dependent study, Walther and Wagner reported an E/R value of 400 K. Although these data have not been included in the derivation of the recommended value for E/R , with the exception of the one low temperature data point, they are encompassed within the indicated uncertainty limits.

(Table: 90-1, Note: 90-1, Evaluated: 90-1) [Back to Table](#)

- (1) Frost, R. J.; Green, D. S.; Osborn, M. K.; Smith, I. W. M. Time-resolved vibrational chemiluminescence: Rate constants for the reactions of F atoms with H₂O and HCN, and for the relaxation of HF ($v = 1$) by H₂O and HCN. *Int. J. Chem. Kinet.* **1986**, *18*, 885-898.
- (2) Stevens, P. S.; Brune, W. H.; Anderson, J. G. Kinetic and mechanistic investigations of F + H₂O/D₂O and F + H₂/D₂ over the temperature range 240-373 K. *J. Phys. Chem.* **1989**, *93*, 4068-4079, doi:10.1021/j100347a040.
- (3) Walther, C.-D.; Wagner, H. G. On the reactions of F atoms with H₂O, H₂O₂, and NH₃. *Ber. Bunsenges. Phys. Chem.* **1983**, *87*, 403-409.

E85. F + HNO₃. The recommendation is based on results of the temperature-dependent study of Wine et al.⁴ and the room temperature results of Mellouki et al.,² Rahman et al.,³ and Becker et al.¹ The rate constant values at room temperature are in good agreement. The study of Wine et al.⁴ was conducted over the temperature range 260–373 K. Below 320 K the data were fit by the Arrhenius expression recommended here, whereas at higher temperatures a temperature-independent value was found, suggesting the occurrence of different mechanisms in the two temperature regimes.

(Table: 90-1, Note: 90-1, Evaluated: 90-1) [Back to Table](#)

- (1) Becker, E.; Benter, T.; Kampf, R.; Schindler, R. N.; Wille, U. A redetermination of the rate constant of the reaction $F + HNO_3 \rightarrow HF + NO_3$. *Ber. Bunsenges. Phys. Chem.* **1991**, *95*, 1168-1173.
- (2) Mellouki, A.; Le Bras, G.; Poulet, G. Discharge flow kinetic study of NO_3 reactions with free radicals: The reaction of NO_3 with Cl. *J. Phys. Chem.* **1987**, *91*, 5760-5764, doi:10.1021/j100306a048.
- (3) Rahman, M. M.; Becker, E.; Benter, T.; Schindler, R. N. A gas phase kinetic investigation of the system $F + HNO_3$ and the determination of absolute rate constants for the reaction of the NO_3 radical with CH_3SH , 2-methylpropene, 1,3-butadiene and 2,3-dimethyl-2-butene. *Ber. Bunsenges. Phys. Chem.* **1988**, *92*, 91-100.
- (4) Wine, P. H.; Wells, J. R.; Nicovich, J. M. Kinetics of the reactions of $F(^2P)$ and $Cl(^2P)$ with HNO_3 . *J. Phys. Chem.* **1988**, *92*, 2223-2228, doi:10.1021/j100319a028.

E86. F + CH₄. The recommended value of $k(298\text{ K})$ is the average of the results of Wagner et al.,⁶ Clyne et al.,¹ Kompa and Wanner,⁴ Foon and Reid,³ Fasano and Nogar,² and Persky et al.⁵ The temperature dependence is that reported by Persky et al. in a competitive study using $F + D_2$ as the reference reaction. These results are recommended over the temperature dependences reported in the earlier studies of Wagner et al. and Foon and Reid.

(Table: 97-4, Note: 97-4, Evaluated: 97-4) [Back to Table](#)

- (1) Clyne, M. A. A.; McKenney, D. J.; Walker, R. F. Reaction kinetics of ground state fluorine, $F(^2P)$, atoms. I. Measurement of fluorine atom concentrations and the rates of reactions $F + CHF_3$ and $F + Cl_2$ using mass spectrometry. *Can. J. Chem.* **1973**, *51*, 3596-3604.
- (2) Fasano, D. M.; Nogar, N. S. Rate determination for $F + CH_4$ by real-time competitive kinetics. *Chem. Phys. Lett.* **1982**, *92*, 411-414.
- (3) Foon, R.; Reid, G. P. Kinetics of the gas phase fluorination of hydrogen and alkanes. *Trans. Faraday Soc.* **1971**, *67*, 3513-3520.
- (4) Kompa, K. L.; Wanner, J. Study of some fluorine atom reactions using a chemical laser method. *Chem. Phys. Lett.* **1972**, *12*, 560-563.
- (5) Persky, A. Kinetics of the $F + CH_4$ reaction in the temperature range 184-406 K. *J. Phys. Chem.* **1996**, *100*, 689-693, doi:10.1021/jp9524035.
- (6) Wagner, H. G.; Warnatz, J.; Zetzsch, C. On the reaction of F atoms with methane. *Anales Assoc. Quim. Argentina* **1971**, *59*, 169-177.

E87. FO + O₃. The recommended upper limit for $k(298\text{ K})$ is based on the results of Li et al.² in a study using a discharge flow-mass spectrometric technique. FO was produced in the reaction of F atoms with excess O_3 . No appreciable decay of FO, and only a small increase in FO_2 , was detected, allowing an upper limit to the rate constant of $10^{-14}\text{ cm}^3\text{ molecule}^{-1}\text{ s}^{-1}$ to be derived. A two orders of magnitude higher upper limit was derived by Sehested et al.³ A lower value of the upper limit was derived by Colussi and Grela¹ from a re-analysis of data on the quantum yields for ozone destruction in F_2/O_3 mixtures reported by Starrico et al.⁴ The results of the recent, more direct, study of Li et al.² are preferred over the earlier results of Starrico et al. There are two possible pathways which are exothermic, resulting in the production of $F + 2O_2$ or $FO_2 + O_2$. (Table: 97-4, Note: 97-4, Evaluated: 97-4) [Back to Table](#)

- (1) Colussi, A. J.; Grela, M. A. Rate of the reaction between oxygen monofluoride and ozone. Implications for the atmospheric role of fluorine. *Chem. Phys. Lett.* **1994**, *229*, 134-138.
- (2) Li, Z.; Friedl, R. R.; Sander, S. P. Kinetics of FO_2 with NO , NO_2 , O_3 , CH_4 and C_2H_6 . *J. Phys. Chem.* **1995**, *99*, 13445-13451, doi:10.1021/j100036a019.
- (3) Sehested, J.; Sehested, K.; Nielsen, O. J.; Wallington, T. J. Atmospheric chemistry of FO_2 radicals: Reaction with CH_4 , O_3 , NO , NO_2 , and CO at 295 K. *J. Phys. Chem.* **1994**, *98*, 6731-6739, doi:10.1021/j100078a014.
- (4) Starrico, E. H.; Sicre, S. E.; Schumacher, H. J. Die photochemische reaktion zwisohen fluor und ozon. *Z. Phys. Chem. N.F.* **1962**, *31*, 385.

E88. FO + NO. The recommended parameters are based on results of the temperature-dependent study of Bedzhanyan et al.¹ and the 298 K value reported by Ray and Watson² using the discharge flow-mass spectrometric technique.

(Table: 94-26, Note: 94-26, Evaluated: 94-26) [Back to Table](#)

- (1) Bedzhanyan, Y. R.; Markin, E. M.; Gershenson, Y. M. Experimental study of elementary reactions of FO radicals. V. Reactions with H_2 , CO , and NO . *Kinetics and Catalysis* **1993**, *34*, 1-3.
- (2) Ray, G. W.; Watson, R. T. Kinetics study of the reactions of NO with FO , ClO , BrO , and IO at 298 K. *J. Phys. Chem.* **1981**, *85*, 2955-2960, doi:10.1021/j150620a022.

- E89. FO + FO.** The recommended parameters are based on the results of Bedzhanyan et al.¹ and Clyne and Watson.² Wagner et al.,³ in a less direct study, report a higher value. The results of Bedzhanyan et al. indicate the predominant reaction channel is that to produce 2F + O₂.
(Table: 94-26, Note: 94-26, Evaluated: 94-26) [Back to Table](#)
- (1) Bedzhanyan, Y. R.; Markin, E. M.; Gershenzon, Y. M. Experimental study of elementary reactions of FO radicals. Kinetics and mechanism of the disproportionation reaction. *Kinetics and Catalysis* **1993**, *33*, 601-606.
 - (2) Clyne, M. A. A.; Watson, R. T. Kinetic studies of diatomic free radicals using mass spectrometry Part 1.-System description and applications to F atoms and FO radicals. *J. Chem. Soc. Faraday Trans. 1* **1974**, *70*, 1109-1123.
 - (3) Wagner, H. G.; Zetzsch, C.; Warnatz, J. Synthesis of OF radical in gas phase by reaction of fluorine atoms with ozone. *Ber. Bunsenges. Phys. Chem.* **1972**, *76*, 526-530.
- E90. FO₂ + O₃.** The recommended upper limit for k(298 K) is based on results of Sehested et al.² A higher upper limit has been reported by Li et al.¹
(Table: 94-26, Note: 97-4, Evaluated: 97-4) [Back to Table](#)
- (1) Li, Z.; Friedl, R. R.; Sander, S. P. Kinetics of FO₂ with NO, NO₂, O₃, CH₄ and C₂H₆. *J. Phys. Chem.* **1995**, *99*, 13445-13451, doi:10.1021/j100036a019.
 - (2) Sehested, J.; Sehested, K.; Nielsen, O. J.; Wallington, T. J. Atmospheric chemistry of FO₂ radicals: Reaction with CH₄, O₃, NO, NO₂, and CO at 295 K. *J. Phys. Chem.* **1994**, *98*, 6731-6739, doi:10.1021/j100078a014.
- E91. FO₂ + NO.** The recommended parameters are based on results of Li et al.,¹ the only temperature-dependent study. The recommended value for k(298 K) is nearly a factor of 2 less than that reported by Sehested et al.²
(Table: 97-4, Note: 97-4, Evaluated: 97-4) [Back to Table](#)
- (1) Li, Z.; Friedl, R. R.; Sander, S. P. Kinetics of FO₂ with NO, NO₂, O₃, CH₄ and C₂H₆. *J. Phys. Chem.* **1995**, *99*, 13445-13451, doi:10.1021/j100036a019.
 - (2) Sehested, J.; Sehested, K.; Nielsen, O. J.; Wallington, T. J. Atmospheric chemistry of FO₂ radicals: Reaction with CH₄, O₃, NO, NO₂, and CO at 295 K. *J. Phys. Chem.* **1994**, *98*, 6731-6739, doi:10.1021/j100078a014.
- E92. FO₂ + NO₂.** The recommended parameters are based on the results of Li et al.,¹ the only temperature-dependent study. The recommended value for k(298 K) is a factor of 2.5 less than the results of Sehested et al.² This discrepancy might be attributable to a small NO impurity in the NO₂ sample used in the Sehested et al. study.
(Table: 97-4, Note: 97-4, Evaluated: 97-4) [Back to Table](#)
- (1) Li, Z.; Friedl, R. R.; Sander, S. P. Kinetics of FO₂ with NO, NO₂, O₃, CH₄ and C₂H₆. *J. Phys. Chem.* **1995**, *99*, 13445-13451, doi:10.1021/j100036a019.
 - (2) Sehested, J.; Sehested, K.; Nielsen, O. J.; Wallington, T. J. Atmospheric chemistry of FO₂ radicals: Reaction with CH₄, O₃, NO, NO₂, and CO at 295 K. *J. Phys. Chem.* **1994**, *98*, 6731-6739, doi:10.1021/j100078a014.
- E93. FO₂ + CO.** The recommended upper limit for k(298 K) is based on results of Sehested et al.,¹ the only published study of this reaction.
(Table: 94-26, Note: 94-26, Evaluated: 94-26) [Back to Table](#)
- (1) Sehested, J.; Sehested, K.; Nielsen, O. J.; Wallington, T. J. Atmospheric chemistry of FO₂ radicals: Reaction with CH₄, O₃, NO, NO₂, and CO at 295 K. *J. Phys. Chem.* **1994**, *98*, 6731-6739, doi:10.1021/j100078a014.
- E94. FO₂ + CH₄.** The recommended upper limit for k(298 K) is based on results of Li et al.¹ This upper limit is a factor of 20 less than derived in the study by Sehested et al.²
(Table: 97-4, Note: 97-4, Evaluated: 97-4) [Back to Table](#)
- (1) Li, Z.; Friedl, R. R.; Sander, S. P. Kinetics of FO₂ with NO, NO₂, O₃, CH₄ and C₂H₆. *J. Phys. Chem.* **1995**, *99*, 13445-13451, doi:10.1021/j100036a019.

- (2) Sehested, J.; Sehested, K.; Nielsen, O. J.; Wallington, T. J. Atmospheric chemistry of FO₂ radicals: Reaction with CH₄, O₃, NO, NO₂, and CO at 295 K. *J. Phys. Chem.* **1994**, *98*, 6731-6739, doi:10.1021/j100078a014.
- E95. CF₃O + O₂.** The recommendation is based upon the results of Turnipseed et al.¹ who reported $k(373\text{ K}) \leq 4 \times 10^{-17}\text{ cm}^3\text{ molecule}^{-1}\text{ s}^{-1}$. Assuming an E/R of 5000 K, which is equal to the reaction endothermicity, yields the recommended A and $k(298\text{ K})$ limits. By comparison to other reactions involving abstraction by O₂, the A- factor is likely to be much smaller.
(Table: 94-26, Note: 94-26, Evaluated: 94-26) [Back to Table](#)
- (1) Turnipseed, A. A.; Barone, S. B.; Ravishankara, A. R. Kinetics of the reactions of CF₃O_x radicals with NO, O₃, and O₂. *J. Phys. Chem.* **1994**, *98*, 4594-4601.
- E96. CF₃O + O₃.** The recommended value for $k(298\text{ K})$ is based on the average of room temperature measurements reported by Turnipseed et al.,⁶ Wallington and Ball,⁷ and Bourbon et al.¹ Turnipseed et al. and Bourbon et al. made direct measurements using LIF detection of CF₃O with pulsed photolysis and flow tube reactors, respectively. Wallington and Ball used a competitive reaction scheme with IR absorption detection and CF₃O + CH₄ as the reference reaction. The recommended A factor is estimated by comparison to other CF₃O reactions, and the E/R is calculated to agree with the recommended $k(298\text{ K})$. Upper limits reported by Maricq and Szente,³ Nielsen and Sehested,⁵ and Wallington et al.⁸ are consistent with the $k(298\text{ K})$ recommendation. Measurements reported by Fockenberg et al.² and Meller and Moortgat⁴ give rate coefficients about an order of magnitude less than the recommended value. Although the reason for this discrepancy is not known, both studies may have possibly been affected by significant secondary chemistry. The reaction products have not been observed.
(Table: 97-4, Note: 97-4, Evaluated: 97-4) [Back to Table](#)
- (1) Bourbon, C.; Brioukov, M.; Devolder, P. Rate constant for the reaction CF₃O + O₃ → products by the fast flow absolute technique. *C. R. Acad. Sci. Paris* **1996**, *322*, 181-188.
(2) Fockenberg, C.; Saathoff, H.; Zellner, R. A laser photolysis/LIF study of the rate constant for the reaction CF₃O + O₃ → products. *Chem. Phys. Lett.* **1994**, *218*, 21-28.
(3) Maricq, M. M.; Szente, J. J. Upper limits for the rate constants of the reactions CF₃O + O₃ → CF₃O₂ + O₂ and CF₃O₂ + O₃ → CF₃O + 2O₂. *Chem. Phys. Lett.* **1993**, *213*, 449-456.
(4) Meller, R.; Moortgat, G. K. Photolysis of CF₃O₂CF₃ in the presence of O₃ in oxygen: kinetic study of the reactions of CF₃O and CF₃O₂ radicals with O₃. *J. Photochem. Photobio. A: Chem.* **1995**, *86*, 15-25.
(5) Nielsen, O. J.; Sehested, J. Upper limits for the rate constants of the reactions of CF₃O₂ and CF₃O radicals with ozone at 295 K. *Chem. Phys. Lett.* **1993**, *213*, 433-441.
(6) Turnipseed, A. A.; Barone, S. B.; Ravishankara, A. R. Kinetics of the reactions of CF₃O_x radicals with NO, O₃, and O₂. *J. Phys. Chem.* **1994**, *98*, 4594-4601.
(7) Wallington, T. J.; Ball, J. C. Atmospheric chemistry of CF₃O radicals: reaction with O₃. *Chem. Phys. Lett.* **1995**, *234*, 187-194.
(8) Wallington, T. J.; Hurley, M. D.; Schneider, W. F. Kinetic study of the reaction CF₃O + O₃ → CF₃O₂ + O₂. *Chem. Phys. Lett.* **1993**, *213*, 442-448.
- E97. CF₃O + H₂O.** The recommendation is based upon the measurement of $k(381\text{ K}) \leq 2 \times 10^{-16}\text{ cm}^3\text{ molecule}^{-1}\text{ s}^{-1}$ reported by Turnipseed et al.¹ As for the reaction CF₃O + O₃, the A factor is estimated, and the E/R is calculated to fit $k(381\text{ K})$. The limits $k = (0.2-40) \times 10^{-17}\text{ cm}^3\text{ molecule}^{-1}\text{ s}^{-1}$ at $296 \pm 2\text{ K}$ given by Wallington et al.² are consistent with the recommendation.
(Table: 94-26, Note: 94-26, Evaluated: 94-26) [Back to Table](#)
- (1) Turnipseed, A. A.; Barone, S. B.; Jensen, N. R.; Hanson, D. R.; Howard, C. J.; Ravishankara, A. R. Kinetics of the reactions of CF₃O radicals with CO and H₂O. *J. Phys. Chem.* **1995**, *99*, 6000-6009.
(2) Wallington, T. J.; Hurley, M. D.; Schneider, W. F.; Sehested, J.; Nielsen, O. J. Atmospheric chemistry of CF₃O radicals: Reaction with H₂O. *J. Phys. Chem.* **1993**, *97*, 7606-7611.
- E98. CF₃O + NO.** The recommended value for $k(298\text{ K})$ is based upon the room temperature rate coefficients reported by Sehested and Nielsen,⁷ Turnipseed et al.,⁸ and Jensen et al.,⁶ which are in very good agreement. An earlier low value given by Bevilacqua et al.¹ is superseded by Jensen et al. The temperature-dependence is derived from measurements by Turnipseed (233–360 K) and Jensen et al. (231–393 K). The room temperature results from Bourbon et al.³ and Bhatnagar and Carr² and the results from the temperature

dependence study by Dibble et al.⁵ are in good agreement with the recommendation. The reaction products have been reported by Chen et al.,⁴ Bevilacqua et al.,¹ Bhatnagar and Carr,² and Dibble et al.⁵ (Table: 94-26, Note: 97-4, Evaluated: 97-4) [Back to Table](#)

- (1) Bevilacqua, T. J.; Hanson, D. R.; Howard, C. J. Chemical ionization mass spectrometric studies of the gas-phase reactions $\text{CF}_3\text{O}_2 + \text{NO}$, $\text{CF}_3\text{O} + \text{NO}$, $\text{CF}_3\text{O} + \text{RH}$. *J. Phys. Chem.* **1993**, *97*, 3750-3757.
- (2) Bhatnagar, A.; Carr, R. W. Flash photolysis time-resolved mass spectrometric investigations of the reactions of CF_3O_2 and CF_3O radicals with NO . *Chem. Phys. Lett.* **1994**, *231*, 454-459.
- (3) Bourbon, C.; Brioukov, M.; Hanoune, B.; Sawerysyn, J. P.; Devolder, P. Flow tube/LIF measurements of the rate constant for the reactions with NO of CF_3O and CF_3O_2 radicals. *Chem. Phys. Lett.* **1996**, *254*, 203-212.
- (4) Chen, J.; Zhu, T.; Niki, H. FTIR spectroscopic study of the reaction of CF_3O with NO : Evidence for $\text{CF}_3\text{O} + \text{NO} \rightarrow \text{CF}_2\text{O} + \text{FNO}$. *J. Phys. Chem.* **1992**, *96*, 6115-6117.
- (5) Dibble, T. S.; Maricq, M. M.; Szente, J. J.; Francisco, J. S. Kinetics of the reaction of CF_3O with NO . *J. Phys. Chem.* **1995**, *99*, 17394-17402, doi:10.1021/j100048a014.
- (6) Jensen, N. R.; Hanson, D. R.; Howard, C. J. Temperature dependence of the gas phase reactions of CF_3O with CH_4 and NO . *J. Phys. Chem.* **1994**, *98*, 8574-8579.
- (7) Sehested, J.; Nielsen, O. J. Absolute rate constants for the reaction of CF_3O_2 and CF_3O radicals with NO at 295 K. *Chem. Phys. Lett.* **1993**, *206*, 369-375.
- (8) Turnipseed, A. A.; Barone, S. B.; Ravishankara, A. R. Kinetics of the reactions of CF_3O_x radicals with NO , O_3 , and O_2 . *J. Phys. Chem.* **1994**, *98*, 4594-4601.

E99. $\text{CF}_3\text{O} + \text{NO}_2$. There are no published measurements of the rate coefficient for this reaction. The reaction products have been reported by Chen et al.,¹ who used photolysis of CF_3NO to prepare CF_3O_2 and subsequently CF_3O in 700 Torr of air at 297 ± 2 K. They considered two product channels: (a) CF_3ONO_2 obtained via three-body recombination and (b) $\text{CF}_2\text{O} + \text{FNO}_2$ obtained via fluorine transfer. Products from both channels were observed and found to be thermally stable in their reactor. They report $k_a/(k_a + k_b) \geq 90\%$ and $k_b/(k_a + k_b) \leq 10\%$, thus the formation of CF_3ONO_2 is the dominant channel at 700 Torr and 297 K. (Table: 94-26, Note: 94-26, Evaluated: 94-26) [Back to Table](#)

- (1) Chen, J.; Young, V.; Zhu, T.; Niki, H. Long path Fourier transform infrared spectroscopic study of the reactions of CF_3OO and CF_3O radicals with NO_2 . *J. Phys. Chem.* **1993**, *97*, 11696-11698.

E100. $\text{CF}_3\text{O} + \text{CO}$. The kinetics of this reaction were studied by Turnipseed et al.,¹ who used pulsed laser photolysis with pulsed laser-induced fluorescence detection and a flow tube reactor with chemical ionization detection to obtain data at temperatures from 233 to 332 K and at pressures from 0.8 to about 300 Torr in He and at about 300 Torr in SF_6 . The reaction was found to be predominantly a three-body recombination, presumably producing CF_3OCO , as described in Table 2-1. The bimolecular reaction has at least two product channels: (a) $\text{CF}_2\text{O} + \text{CFO}$ and (b) $\text{CF}_3 + \text{CO}_2$. The recommended upper limit for the bimolecular rate coefficient is derived from the low pressure results of Turnipseed et al., where the reaction was in the fall-off region. Their low pressure data indicate that $k_b < 4 \times 10^{-16} \text{ cm}^3 \text{ molecule}^{-1} \text{ s}^{-1}$ at 298 K. The fate of the CF_3OCO adduct is uncertain, and it may lead to the regeneration of CF_3 or CF_3O radicals in the atmosphere. Wallington and Ball² report a yield of $96 \pm 8\%$ CO_2 at one atmosphere and 296 ± 2 K. (Table: 94-26, Note: 97-4, Evaluated: 97-4) [Back to Table](#)

- (1) Turnipseed, A. A.; Barone, S. B.; Jensen, N. R.; Hanson, D. R.; Howard, C. J.; Ravishankara, A. R. Kinetics of the reactions of CF_3O radicals with CO and H_2O . *J. Phys. Chem.* **1995**, *99*, 6000-6009.
- (2) Wallington, T. J.; Ball, J. C. Atmospheric chemistry of CF_3O radicals: Reactions with CH_4 , CD_4 , CH_3F , CF_3H , ^{13}CO , $\text{C}_2\text{H}_5\text{F}$, C_2D_6 , C_2H_6 , CH_3OH , $i\text{-C}_4\text{H}_8$, and C_2H_2 . *J. Phys. Chem.* **1995**, *99*, 3201-3205, doi:10.1021/j100010a034.

E101. $\text{CF}_3\text{O} + \text{CH}_4$. The recommended value of $k(298 \text{ K})$ is an average of the values reported in the absolute studies of Saathoff and Zellner,⁸ Barone et al.,¹ Jensen et al.,⁶ Bourbon et al.,⁴ and Bednarek et al.,² which are all in excellent agreement. Kelly et al.⁷ used a relative method with FTIR detection to determine the ratio $k(\text{CF}_3\text{O} + \text{CH}_4)/k(\text{CF}_3\text{O} + \text{C}_2\text{H}_6) = R = 0.01 \pm 0.001$ at 298 ± 2 K. This ratio is considerably smaller than that calculated from the rate constants recommended in this evaluation, which is $R = 0.017$. However, a relative rate measurement reported by Wallington and Ball⁹ yields $R = 0.0152 \pm 0.0023$ at 296 K, which is in good agreement with that calculated from the recommended rate coefficients. A relative rate measurement reported by Chen et al.⁵ using FTIR methods also gives a low result for the rate coefficient for this reaction, thus, in better agreement with the value of R from Kelly et al.⁷ The recommended temperature dependence is

from the data of Barone et al. (247–360 K), Jensen et al. (231–385 K), and Bednarek et al. (235–401 K), which agree very well. Measurements at higher temperatures by Bourbon et al. (296–573 K) yield a higher value E/R (1606 K). The CF₃OH product was observed by Jensen et al. and Bevilacqua et al.³ (Table: 97-4, Note: 97-4, Evaluated: 97-4) [Back to Table](#)

- (1) Barone, S. B.; Turnipseed, A. A.; Ravishankara, A. R. Kinetics of the reactions of the CF₃O radical with alkanes. *J. Phys. Chem.* **1994**, *98*, 4602-4608.
- (2) Bednarek, G.; Kohlmann, J. P.; Saathoff, H.; Zellner, R. Temperature dependence and product distribution for the reaction of CF₃O radicals with methane. *Z. Phys. Chem.* **1995**, *188*, 1-15.
- (3) Bevilacqua, T. J.; Hanson, D. R.; Howard, C. J. Chemical ionization mass spectrometric studies of the gas-phase reactions CF₃O₂ + NO, CF₃O + NO, CF₃O + RH. *J. Phys. Chem.* **1993**, *97*, 3750-3757.
- (4) Bourbon, C.; Fittschen, C.; Sawerysyn, J. P.; Devolder, P. Temperature dependence of the gas phase reaction rates of CF₃O with methane, ethane, and isobutane. *J. Phys. Chem.* **1995**, *99*, 15102-15107.
- (5) Chen, J.; Zhu, T.; Niki, H.; Mains, G. J. Long path FTIR spectroscopic study of the reactions of CF₃O radicals with ethane and propane. *Geophys. Res. Lett.* **1992**, *19*, 2215-2218.
- (6) Jensen, N. R.; Hanson, D. R.; Howard, C. J. Temperature dependence of the gas phase reactions of CF₃O with CH₄ and NO. *J. Phys. Chem.* **1994**, *98*, 8574-8579.
- (7) Kelly, C.; Treacy, J.; Sidebottom, H. W.; Nielsen, O. J. Rate constants for the reaction of CF₃O radicals with hydrocarbons at 298 K. *Chem. Phys. Lett.* **1993**, *207*, 498-503.
- (8) Saathoff, H.; Zellner, R. LIF detection of the CF₃O radical and kinetics of its reactions with CH₄ and C₂H₆. *Chem. Phys. Lett.* **1993**, *206*, 349-354.
- (9) Wallington, T. J.; Ball, J. C. Atmospheric chemistry of CF₃O radicals: Reactions with CH₄, CD₄, CH₃F, CF₃H, ¹³CO, C₂H₅F, C₂D₆, C₂H₆, CH₃OH, *i*-C₄H₈, and C₂H₂. *J. Phys. Chem.* **1995**, *99*, 3201-3205, doi:10.1021/j100010a034.

E102. CF₃O + C₂H₆. The recommended value for k(298 K) is based on results reported by Saathoff and Zellner,⁵ Barone et al.,¹ and Bourbon et al.,² which are in excellent agreement. Chen et al.³ measured the rate coefficient relative to that for the CF₃O + NO reaction in 700 Torr of air at 297 K. Their ratio is in good agreement with the values recommended in this evaluation. Kelly et al.⁴ used a relative method with FTIR detection to determine the ratio k(CF₃O + CH₄)/k(CF₃O + C₂H₆) = R = 0.01 ± 0.001 at 298 ± 2 K. This does not agree with the ratio calculated using the rate constants recommended in this evaluation, which is R = 0.017. However, a relative rate measurement reported by Wallington and Ball⁶ yields R = 0.0152 ± 0.0023 at 296 K in good agreement with that calculated using the recommended rate coefficients. The recommended temperature dependence is from the work of Barone et al., who studied the reaction over the temperature range from 233 to 360 K. Measurements by Bourbon et al. (295–573 K) give a higher E/R (642 K). The products are inferred by analogy to other reactions of CF₃O with organic compounds. (Table: 97-4, Note: 97-4, Evaluated: 97-4) [Back to Table](#)

- (1) Barone, S. B.; Turnipseed, A. A.; Ravishankara, A. R. Kinetics of the reactions of the CF₃O radical with alkanes. *J. Phys. Chem.* **1994**, *98*, 4602-4608.
- (2) Bourbon, C.; Fittschen, C.; Sawerysyn, J. P.; Devolder, P. Temperature dependence of the gas phase reaction rates of CF₃O with methane, ethane, and isobutane. *J. Phys. Chem.* **1995**, *99*, 15102-15107.
- (3) Chen, J.; Zhu, T.; Niki, H.; Mains, G. J. Long path FTIR spectroscopic study of the reactions of CF₃O radicals with ethane and propane. *Geophys. Res. Lett.* **1992**, *19*, 2215-2218.
- (4) Kelly, C.; Treacy, J.; Sidebottom, H. W.; Nielsen, O. J. Rate constants for the reaction of CF₃O radicals with hydrocarbons at 298 K. *Chem. Phys. Lett.* **1993**, *207*, 498-503.
- (5) Saathoff, H.; Zellner, R. LIF detection of the CF₃O radical and kinetics of its reactions with CH₄ and C₂H₆. *Chem. Phys. Lett.* **1993**, *206*, 349-354.
- (6) Wallington, T. J.; Ball, J. C. Atmospheric chemistry of CF₃O radicals: Reactions with CH₄, CD₄, CH₃F, CF₃H, ¹³CO, C₂H₅F, C₂D₆, C₂H₆, CH₃OH, *i*-C₄H₈, and C₂H₂. *J. Phys. Chem.* **1995**, *99*, 3201-3205, doi:10.1021/j100010a034.

E103. CF₃O₂ + O₃. The recommended upper limit for k(298 K) is from the measurements reported by Ravishankara et al.,⁴ who used chemical ionization detection of CF₃O₂ with a flow tube reactor. No measurable reaction was observed in their study. The less direct studies of Nielsen and Sehested,³ Maricq and Szente,¹ and Turnipseed et al.⁵ report somewhat larger upper limits to the rate coefficient. An observable reaction was reported in an indirect measurement by Meller and Moortgat.² However, their result for the CF₃O + O₃ reaction is not consistent with the value recommended in this evaluation, suggesting that their study may have interference from unknown reactions. The products are assumed to be CF₃O + 2O₂. (Table: 94-26, Note: 94-26, Evaluated: 94-26) [Back to Table](#)

- (1) Maricq, M. M.; Szente, J. J. Upper limits for the rate constants of the reactions $\text{CF}_3\text{O} + \text{O}_3 \rightarrow \text{CF}_3\text{O}_2 + \text{O}_2$ and $\text{CF}_3\text{O}_2 + \text{O}_3 \rightarrow \text{CF}_3\text{O} + 2\text{O}_2$. *Chem. Phys. Lett.* **1993**, *213*, 449-456.
- (2) Meller, R.; Moortgat, G. K. Photolysis of $\text{CF}_3\text{O}_2\text{CF}_3$ in the presence of O_3 in oxygen: kinetic study of the reactions of CF_3O and CF_3O_2 radicals with O_3 . *J. Photochem. Photobio. A: Chem.* **1995**, *86*, 15-25.
- (3) Nielsen, O. J.; Sehested, J. Upper limits for the rate constants of the reactions of CF_3O_2 and CF_3O radicals with ozone at 295 K. *Chem. Phys. Lett.* **1993**, *213*, 433-441.
- (4) Ravishankara, A. R.; Turnipseed, A. A.; Jensen, N. R.; Barone, S.; Mills, M.; Howard, C. J.; Solomon, S. Do hydrofluorocarbons destroy stratospheric ozone? *Science* **1994**, *263*, 71-75.
- (5) Turnipseed, A. A.; Barone, S. B.; Ravishankara, A. R. Kinetics of the reactions of CF_3O_x radicals with NO , O_3 , and O_2 . *J. Phys. Chem.* **1994**, *98*, 4594-4601.

E104. $\text{CF}_3\text{O}_2 + \text{CO}$. The recommended upper limit for $k(298\text{ K})$ is from Turnipseed et al.,² who used chemical ionization mass spectrometric detection of CF_3OO with a flow tube reactor at 296 K. This result is at odds with an earlier study by Czarnowski and Schumacher,¹ who deduced a "fast reaction" when they observed the thermal decomposition of $\text{CF}_3\text{OOOCF}_3$ to accelerate in the presence of CO at 315–343 K. It is possible that the reaction of CF_3O with CO could account for their observations.

(Table: 94-26, Note: 94-26, Evaluated: 94-26) [Back to Table](#)

- (1) Czarnowski, J.; Schumacher, H. J. The kinetics and the mechanism of the thermal decomposition of bis(trifluoromethyl) trioxide. The influence of carbon monoxide on its decomposition. *Int. J. Chem. Kinet.* **1981**, *13*, 639-649.
- (2) Turnipseed, A. A.; Barone, S. B.; Jensen, N. R.; Hanson, D. R.; Howard, C. J.; Ravishankara, A. R. Kinetics of the reactions of CF_3O radicals with CO and H_2O . *J. Phys. Chem.* **1995**, *99*, 6000-6009.

E105. $\text{CF}_3\text{O}_2 + \text{NO}$. The recommended value for $k(298\text{ K})$ is an average of the room temperature rate coefficients reported by Plumb and Ryan,⁶ Dognon et al.,⁴ Peeters et al.,⁵ Bevilacqua et al.,¹ Sehested and Nielsen,⁷ Turnipseed et al.,⁸ Bourbon et al.,³ and Bhatnagar and Carr,² all of which are in excellent agreement. The temperature dependence is derived from the results of Dognon et al. Several studies have confirmed the identity of the products.

(Table: 97-4, Note: 97-4, Evaluated: 97-4) [Back to Table](#)

- (1) Bevilacqua, T. J.; Hanson, D. R.; Howard, C. J. Chemical ionization mass spectrometric studies of the gas-phase reactions $\text{CF}_3\text{O}_2 + \text{NO}$, $\text{CF}_3\text{O} + \text{NO}$, $\text{CF}_3\text{O} + \text{RH}$. *J. Phys. Chem.* **1993**, *97*, 3750-3757.
- (2) Bhatnagar, A.; Carr, R. W. Flash photolysis time-resolved mass spectrometric investigations of the reactions of CF_3O_2 and CF_3O radicals with NO . *Chem. Phys. Lett.* **1994**, *231*, 454-459.
- (3) Bourbon, C.; Brioukov, M.; Hanoune, B.; Sawerysyn, J. P.; Devolder, P. Flow tube/LIF measurements of the rate constant for the reactions with NO of CF_3O and CF_3O_2 radicals. *Chem. Phys. Lett.* **1996**, *254*, 203-212.
- (4) Dognon, A. M.; Caralp, F.; Lesclaux, R. Réactions des radicaux chlorofluorométhyl peroxyyles avec NO : Étude cinétique dans le domaine de température compris entre 230 et 430 K. *J. Chim. Phys.* **1985**, *82*, 349-352.
- (5) Peeters, J.; Vertommen, J.; Langhans, I. Rate constants of the reactions of CF_3O_2 , $i\text{-C}_3\text{H}_7\text{O}_2$, and $t\text{-C}_4\text{H}_9\text{O}_2$ with NO . *Ber. Bunsenges. Phys. Chem.* **1992**, *96*, 431-436.
- (6) Plumb, I. C.; Ryan, K. R. Kinetics of the reaction of CF_3O_2 with NO . *Chem. Phys. Lett.* **1982**, *92*, 236-238.
- (7) Sehested, J.; Nielsen, O. J. Absolute rate constants for the reaction of CF_3O_2 and CF_3O radicals with NO at 295 K. *Chem. Phys. Lett.* **1993**, *206*, 369-375.
- (8) Turnipseed, A. A.; Barone, S. B.; Ravishankara, A. R. Kinetics of the reactions of CF_3O_x radicals with NO , O_3 , and O_2 . *J. Phys. Chem.* **1994**, *98*, 4594-4601.

1.10.3 Bibliography – FO_x Chemistry

- Acerboni, G.; Beukes, J. A.; Jensen, N. R.; Hjorth, J.; Myhre, G.; Nielsen, C. J.; Sundet, J. K. Atmospheric degradation and global warming potentials of three perfluoroalkenes. *Atmos. Environ.* **2001**, *35*, 4113-4123.
- Acerboni, G.; Jensen, N. R.; Rindone, B.; Hjorth, J. Kinetics and products formation of the gas-phase reactions of tetrafluoroethylene with OH and NO₃ radicals and ozone. *Chem. Phys. Lett.* **1999**, *309*, 364-368.
- Albaladejo, J.; Ballesteros, B.; Jimenez, E.; Diaz de Mera, Y.; Martinez, E. Gas-phase OH radical-initiated oxidation of the 3-halopropenes studied by PLP-LIF in the temperature range 228-388 K. *Atmos. Environ.* **2003**, *37*, 2919-2926, doi:10.1016/S1352-2310(03)00297-8.
- Andersen, L. L.; Østerstrøm, F. F.; Nielsen, O. J.; Sulbaek Andersen, M. P.; Wallington, T. J. Atmospheric chemistry of (CF₃)₂CFOCH₃. *Chem. Phys. Lett.* **2014**, *607*, 5-9, doi:10.1016/j.cplett.2014.05.036.
- Baasandorj, M.; Knight, G.; Papadimitriou, V. C.; Talukdar, R. K.; Ravishankara, A. R.; Burkholder, J. B. Rate coefficients for the gas-phase reaction of the hydroxyl radical with CH₂=CHF and CH₂=CF₂. *J. Phys. Chem. A* **2010**, *114*, 4619-4633.
- Baasandorj, M.; Ravishankara, A. R.; Burkholder, J. B. Atmospheric chemistry of (Z)-CF₃CH=CHCF₃: OH radical reaction rate coefficient and global warming potential. *J. Phys. Chem. A* **2011**, *115*, 10539-10549, doi:10.1021/jp206195g.
- Barone, S. B.; Turnipseed, A. A.; Ravishankara, A. R. Kinetics of the reactions of the CF₃O radical with alkanes. *J. Phys. Chem.* **1994**, *98*, 4602-4608.
- Barry, J.; Locke, G.; Scollard, D.; Sidebottom, H.; Treacy, J.; Clerbaux, C.; Colin, R.; Franklin, J. 1,1,1,3,3,-pentafluorobutane (HFC-365mfc): Atmospheric degradation and contribution to radiative forcing. *Int. J. Chem. Kinet.* **1997**, *29*, 607-617.
- Barry, J.; Sidebottom, H.; Treacy, J.; Franklin, J. Kinetics and mechanism for the atmospheric oxidation of 1,1,2-trifluoroethane (HFC 143). *Int. J. Chem. Kinet.* **1995**, *27*, 27-36.
- Becker, E.; Benter, T.; Kampf, R.; Schindler, R. N.; Wille, U. A redetermination of the rate constant of the reaction F + HNO₃ → HF + NO₃. *Ber. Bunsenges. Phys. Chem.* **1991**, *95*, 1168-1173.
- Bednarek, G.; Breil, M.; Hoffman, A.; Kohlman, J. P.; Mörs, V.; Zellner, R. Rate and mechanism of the atmospheric degradation of 1,1,1,2-tetrafluoroethane (HFC-134a). *Ber. Bunsenges. Phys. Chem.* **1996**, *100*, 528-539.
- Bednarek, G.; Kohlmann, J. P.; Saathoff, H.; Zellner, R. Temperature dependence and product distribution for the reaction of CF₃O radicals with methane. *Z. Phys. Chem.* **1995**, *188*, 1-15.
- Bedzhanyan, Y. R.; Markin, E. M.; Gershenzon, Y. M. Experimental study of elementary reactions of FO radicals. I. Sources and measurement of absolute concentrations. The reaction F + O₃ → FO + O₂. *Kinetics and Catalysis* **1993**, *33*, 594-601.
- Bedzhanyan, Y. R.; Markin, E. M.; Gershenzon, Y. M. Experimental study of elementary reactions of FO radicals. Kinetics and mechanism of the disproportionation reaction. *Kinetics and Catalysis* **1993**, *33*, 601-606.
- Bedzhanyan, Y. R.; Markin, E. M.; Gershenzon, Y. M. Experimental study of elementary reactions of FO radicals. V. Reactions with H₂, CO, and NO. *Kinetics and Catalysis* **1993**, *34*, 1-3.
- Bedzhanyan, Y. R.; Markin, E. M.; Politenkova, G. G.; Gershenzon, Y. M. Experimental study of elementary reactions of FO radicals. III. Reactions with oxygen and nitrogen atoms. *Kinetics and Catalysis* **1993**, *33*, 797-801.
- Bera, R. K.; Hanrahan, R. J. Investigation of gas-phase reactions of OH radicals with fluoromethane and difluoromethane using Ar-sensitized pulse-radiolysis. *Radiation Phys. Chem.* **1988**, *32*, 579-584.
- Bevilacqua, T. J.; Hanson, D. R.; Howard, C. J. Chemical ionization mass spectrometric studies of the gas-phase reactions CF₃O₂ + NO, CF₃O + NO, CF₃O + RH. *J. Phys. Chem.* **1993**, *97*, 3750-3757.
- Bhatnagar, A.; Carr, R. W. Flash photolysis time-resolved mass spectrometric investigations of the reactions of CF₃O₂ and CF₃O radicals with NO. *Chem. Phys. Lett.* **1994**, *231*, 454-459.
- Bourbon, C.; Brioukov, M.; Devolder, P. Rate constant for the reaction CF₃O + O₃ → products by the fast flow absolute technique. *C. R. Acad. Sci. Paris* **1996**, *322*, 181-188.
- Bourbon, C.; Brioukov, M.; Hanoune, B.; Sawerysyn, J. P.; Devolder, P. Flow tube/LIF measurements of the rate constant for the reactions with NO of CF₃O and CF₃O₂ radicals. *Chem. Phys. Lett.* **1996**, *254*, 203-212.
- Bourbon, C.; Fittschen, C.; Sawerysyn, J. P.; Devolder, P. Temperature dependence of the gas phase reaction rates of CF₃O with methane, ethane, and isobutane. *J. Phys. Chem.* **1995**, *99*, 15102-15107.
- Bozzelli, J. W. *Ph.D. Thesis*; Dept. of Chemistry, Princeton University, 1973.
- Brown, A. C.; Canosa-Mas, C. E.; Parr, A. D.; Wayne, R. P. Laboratory studies of some halogenated ethanes and ethers: Measurements of rates of reaction with OH and of infrared absorption cross-sections. *Atmos. Environ.* **1990**, *24A*, 2499-2511.
- Cavalli, F.; Glasius, M.; Hjorth, J.; Rindone, B.; Jensen, N. R. Atmospheric lifetimes, infrared spectra and degradation products of a series of hydrofluoroethers. *Atmos. Environ.* **1998**, *32*, 3767-3773.

- Chen, J.; Young, V.; Zhu, T.; Niki, H. Long path Fourier transform infrared spectroscopic study of the reactions of CF_3OO and CF_3O radicals with NO_2 . *J. Phys. Chem.* **1993**, *97*, 11696-11698.
- Chen, J.; Zhu, T.; Niki, H. FTIR spectroscopic study of the reaction of CF_3O with NO : Evidence for $\text{CF}_3\text{O} + \text{NO} \rightarrow \text{CF}_2\text{O} + \text{FNO}$. *J. Phys. Chem.* **1992**, *96*, 6115-6117.
- Chen, J.; Zhu, T.; Niki, H.; Mains, G. J. Long path FTIR spectroscopic study of the reactions of CF_3O radicals with ethane and propane. *Geophys. Res. Lett.* **1992**, *19*, 2215-2218.
- Chen, L.; Fukuda, F.; Takenaka, N.; Bandow, H.; Maeda, Y. Kinetics of the gas-phase reaction of $\text{CF}_3\text{CF}_2\text{CH}_2\text{OH}$ with OH radicals and its atmospheric lifetime. *Int. J. Chem. Kinet.* **2000**, *25*, 73-78.
- Chen, L.; Kutsuna, S.; Nohara, K.; Takeuchi, K.; Ibusuki, T. Kinetics and mechanisms for the reactions of CF_3OCH_3 and $\text{CF}_3\text{OC(O)H}$ with OH radicals using an environmental reaction chamber. *J. Phys. Chem. A* **2001**, *105*, 10854-10859, doi:10.1021/jp010137r.
- Chen, L.; Kutsuna, S.; Tokuhashi, K.; Sekiya, A. New technique for generating high concentrations of gaseous OH radicals in relative rate measurements. *Int. J. Chem. Kinet.* **2003**, *35*, 317-325, doi:10.1002/kin.10133.
- Chen, L.; Kutsuna, S.; Tokuhashi, K.; Sekiya, A. Kinetics study of the gas-phase reactions of $\text{CHF}_2\text{CF}_2\text{OCHF}_2$ and $\text{CF}_3\text{CHF}_2\text{CF}_2\text{OCH}_2\text{CF}_2\text{CF}_3$ with OH radicals at 253-328 K. *Chem. Phys. Lett.* **2005**, *403*, 180-184, doi:10.1016/j.cplett.2005.01.002.
- Chen, L.; Kutsuna, S.; Tokuhashi, K.; Sekiya, A. Kinetics and mechanisms of $\text{CF}_3\text{CHFOCH}_3$, $\text{CF}_3\text{CHFOC(O)H}$, and FC(O)OCH_3 reactions with OH radicals. *J. Phys. Chem. A* **2006**, *110*, 12845-12851, doi:10.1021/jp064917h.
- Chen, L.; Kutsuna, S.; Tokuhashi, K.; Sekiya, A.; Takeuchi, K.; Ibusuki, T. Kinetics for the gas-phase reactions of OH radicals with the hydrofluoroethers $\text{CH}_2\text{FCF}_2\text{OCHF}_2$, $\text{CHF}_2\text{CF}_2\text{OCH}_2\text{CF}_3$, $\text{CF}_3\text{CHF}_2\text{CF}_2\text{OCH}_2\text{CF}_3$, and $\text{CF}_3\text{CHF}_2\text{CF}_2\text{OCH}_2\text{CF}_2\text{CHF}_2$ at 268-308 K. *Int. J. Chem. Kinet.* **2003**, *35*, 239-245.
- Chen, L.; Kutsuna, S.; Tokuhashi, K.; Sekiya, A.; Tamai, R.; Hibino, Y. Kinetics and mechanism of $(\text{CF}_3)_2\text{CHOCH}_3$ reaction with OH radicals in an environmental reaction chamber. *J. Phys. Chem. A* **2005**, *109*, 4766-4771, doi:10.1021/jp050491f.
- Chen, L.; Tokuhashi, K.; Kutsuna, S.; Sekiya, A.; Yonei, Y.; Yamamoto, A. Kinetic study of the gas-phase reaction of $\text{CF}_3\text{CHF}_2\text{CF}_2\text{CH}_2\text{OH}$ with OH radicals at 230-430 K. *Chem. Phys. Lett.* **2003**, *382*, 277-282, doi:10.1016/j.cplett.2003.09.162.
- Chen, L.; Uchimaru, T.; Kutsuna, S.; Tokuhashi, K.; Sekiya, A. Kinetics of the gas-phase reactions of $\text{CHX}=\text{CFX}$ ($\text{X} = \text{H}, \text{F}$) with OH (253-328 K) and NO_3 (298 K) radicals and O_3 (236-308 K). *Int. J. Chem. Kinet.* **2010**, *42*, 619-628, doi:10.1002/kin.20506.
- Clyne, M. A. A.; Hodgson, A. Absolute rate constants for the reaction of fluorine atoms with H_2 , CH_2Cl_2 , CH_2ClF , CH_2F_2 and CHCl_2 . *J. Chem. Soc. Faraday Trans. 2* **1985**, *81*, 443-455.
- Clyne, M. A. A.; Holt, P. M. Reaction kinetics involving ground $X^2\Pi$ and excited $A^2\Sigma^+$ hydroxyl radicals Part 2.- Rate constants for reactions of OH $X^2\Pi$ with halogenomethanes and halogenoethanes. *J. Chem. Soc. Faraday Trans. 2* **1979**, *75*, 582-591.
- Clyne, M. A. A.; McKenney, D. J.; Walker, R. F. Reaction kinetics of ground state fluorine, $\text{F}(^2\text{P})$, atoms. I. Measurement of fluorine atom concentrations and the rates of reactions $\text{F} + \text{CHF}_3$ and $\text{F} + \text{Cl}_2$ using mass spectrometry. *Can. J. Chem.* **1973**, *51*, 3596-3604.
- Clyne, M. A. A.; Watson, R. T. Kinetic studies of diatomic free radicals using mass spectrometry Part 1.-System description and applications to F atoms and FO radicals. *J. Chem. Soc. Faraday Trans. 1* **1974**, *70*, 1109-1123.
- Colussi, A. J.; Grela, M. A. Rate of the reaction between oxygen monofluoride and ozone. Implications for the atmospheric role of fluorine. *Chem. Phys. Lett.* **1994**, *229*, 134-138.
- Cometto, P. M.; Taccone, R. A.; Nieto, J. D.; Dalmasso, P. R.; Lane, S. I. Kinetic study of OH radical reactions with $\text{CF}_3\text{CCl}=\text{CCl}_2$, $\text{CF}_3\text{CCl}=\text{CClCF}_3$ and $\text{CF}_3\text{CF}=\text{CFCF}_3$. *ChemPhysChem* **2010**, *11*, 4053-4059, doi:10.1002/cphc.201000430.
- Czarnowski, J.; Schumacher, H. J. The kinetics and the mechanism of the thermal decomposition of bis(trifluoromethyl) trioxide. The influence of carbon monoxide on its decomposition. *Int. J. Chem. Kinet.* **1981**, *13*, 639-649.
- DeMore, W. B. Rate constants for the reactions of OH with HFC-134a ($\text{CF}_3\text{CH}_2\text{F}$) and HFC-134 (CHF_2CHF_2). *Geophys. Res. Lett.* **1993**, *20*, 1359-1362.
- DeMore, W. B. Experimental and estimated rate constants for the reactions of hydroxyl radicals with several halocarbons. *J. Phys. Chem.* **1996**, *100*, 5813-5820.
- DeMore, W. B.; Wilson, E. W., Jr. Rate constant and temperature dependence for the reaction of hydroxyl radicals with 2-fluoropropane (HFC-281ea). *J. Phys. Chem. A* **1999**, *103*, 573-576.
- Dibble, T. S.; Maricq, M. M.; Szente, J. J.; Francisco, J. S. Kinetics of the reaction of CF_3O with NO . *J. Phys. Chem.* **1995**, *99*, 17394-17402, doi:10.1021/j100048a014.
- Dodonov, A. F.; Lavrovskaya, G. K.; Morozov, I. I.; Tal'rose, V. L. *Dokl. Akad. Nauk USSR*, 1971, Vol. 198, 622: *Dokl. Phys. Chem. (Engl. Trans.)* **1971**, *198*, 440-442.

- Dognon, A. M.; Caralp, F.; Lesclaux, R. Réactions des radicaux chlorofluorométhyl peroxy avec NO: Étude cinétique dans le domaine de température compris entre 230 et 430 K. *J. Chim. Phys.* **1985**, *82*, 349-352.
- Fasano, D. M.; Nogar, N. S. Rate determination for F + CH₄ by real-time competitive kinetics. *Chem. Phys. Lett.* **1982**, *92*, 411-414.
- Fockenber, C.; Saathoff, H.; Zellner, R. A laser photolysis/LIF study of the rate constant for the reaction CF₃O + O₃ → products. *Chem. Phys. Lett.* **1994**, *218*, 21-28.
- Foon, R.; Reid, G. P. Kinetics of the gas phase fluorination of hydrogen and alkanes. *Trans. Faraday Soc.* **1971**, *67*, 3513-3520.
- Frost, R. J.; Green, D. S.; Osborn, M. K.; Smith, I. W. M. Time-resolved vibrational chemiluminescence: Rate constants for the reactions of F atoms with H₂O and HCN, and for the relaxation of HF (v = 1) by H₂O and HCN. *Int. J. Chem. Kinet.* **1986**, *18*, 885-898.
- Garland, N. L.; Medhurst, L. J.; Nelson, H. H. Potential chlorofluorocarbon replacements: OH reaction rate constants between 250 and 315 K and infrared absorption spectra. *J. Geophys. Res.* **1993**, *98*, 23107-23111.
- Garland, N. L.; Nelson, H. H. Temperature dependent kinetics of the reaction OH + CF₃CH₂CF₃. *Chem. Phys. Lett.* **1996**, *248*, 296-300.
- Gierczak, T.; Talukdar, R.; Vaghjiani, G. L.; Lovejoy, E. R.; Ravishankara, A. R. Atmospheric fate of hydrofluoroethanes and hydrochloroethanes: 1. Rate coefficients for reactions with OH. *J. Geophys. Res.* **1991**, *96*, 5001-5011.
- Gierczak, T.; Talukdar, R. K.; Burkholder, J. B.; Portmann, R. W.; Daniel, J. S.; Solomon, S.; Ravishankara, A. R. Atmospheric fate and greenhouse warming potentials of HFC 236fa and HFC 236ea. *J. Geophys. Res.* **1996**, *101*, 12905-12911.
- González, S.; Jiménez, E.; Ballesteros, B.; Martínez, E.; Albaladejo, J. Hydroxyl radical reaction rate coefficients as a function of temperature and IR absorption cross sections for CF₃CH=CH₂ (HFO-1243zf), potential replacement of CF₃CH₂F (HFC-134a). *Environ. Sci. Pollut. Res.* **2014**, doi:10.1007/s11356-014-3426-2.
- Handwerk, V.; Zellner, R. Kinetics of the reactions of OH radicals with some halocarbons (CHClF₂, CH₂ClF, CH₂ClCF₃, CH₃CClF₂, CH₃CHF₂) in the temperature range 260-370 K. *Ber. Bunsenges. Phys. Chem.* **1978**, *82*, 1161-1166.
- Heathfield, A. E.; Anastasi, C.; Pagsberg, P.; McCulloch, A. Atmospheric lifetimes of selected fluorinated ether compounds. *Atmos. Environ.* **1998**, *32*, 711-717.
- Heidner, R. F.; Bott, J. F.; Gardner, C. E.; Melzer, J. E. Absolute rate coefficients for F + H₂ and F + D₂ at T = 295 K. *J. Chem. Phys.* **1979**, *70*, 4509-4514.
- Heidner, R. F.; Bott, J. F.; Gardner, C. E.; Melzer, J. E. Absolute rate coefficients for F + H₂ and F + D₂ at T = 295-765 K. *J. Chem. Phys.* **1980**, *72*, 4815-4821.
- Howard, C. J. Rate constants for the gas-phase reactions of OH radicals with ethylene and halogenated ethylene compounds. *J. Chem. Phys.* **1976**, *65*, 4771-4777.
- Howard, C. J.; Evenson, K. M. Rate constants for the reactions of OH with CH₄ and fluorine, chlorine, and bromine substituted methanes at 296 K. *J. Chem. Phys.* **1976**, *64*, 197-202.
- Howard, C. J.; Evenson, K. M. Rate constants for the reactions of OH with ethane and some halogen substituted ethanes at 296 K. *J. Chem. Phys.* **1976**, *64*, 4303-4306.
- Hsu, K. J.; DeMore, W. B. Rate constants and temperature dependences for the reactions of hydroxyl radical with several halogenated methanes, ethanes, and propanes by relative rate measurements. *J. Phys. Chem.* **1995**, *99*, 1235-1244.
- Hsu, K. J.; DeMore, W. B. Temperature-dependent rate constants and substituent effects for the reactions of hydroxyl radicals with three partially fluorinated ethers. *J. Phys. Chem.* **1995**, *99*, 11141-11930.
- Huey, L. G.; Dunlea, E. J.; Howard, C. J. Gas-phase acidity of CF₃OH. *J. Phys. Chem.* **1996**, *100*, 6504-6508.
- Hurley, M. D.; Ball, J. C.; Wallington, T. J. Atmospheric chemistry of the Z and E isomers of CF₃CF=CHF; Kinetics, mechanisms, and products of gas-phase reactions with Cl atoms, OH radicals, and O₃. *J. Phys. Chem. A* **2007**, *111*, 9789-9795, doi:10.1021/jp0753530.
- Hurley, M. D.; Wallington, T. J.; Sulbaek Andersen, M. P.; Ellis, D. A.; Martin, J. W.; Mabury, S. A. Atmospheric chemistry of fluorinated alcohols: Reaction with Cl atoms and OH radicals and atmospheric lifetimes. *J. Phys. Chem. A* **2004**, *108*, 1973, doi:10.1021/jp0373088.
- Igoshin, V. I.; Kulakov, L. V.; Nikitin, A. I. Determination of the rate constant of the chemical reaction F + H₂(D₂) → HF(DF) + H(D) from the stimulated emission of the HF(DF) molecules. *Sov. J. Quant. Electron.* **1974**, *3*, 306.
- Jensen, N. R.; Hanson, D. R.; Howard, C. J. Temperature dependence of the gas phase reactions of CF₃O with CH₄ and NO. *J. Phys. Chem.* **1994**, *98*, 8574-8579.
- Jeong, K. M.; Hsu, K. J.; Jeffries, J. B.; Kaufman, F. Kinetics of the reactions of OH with C₂H₆, CH₃CCl₃, CH₂ClCHCl₂, CH₂ClCClF₂, and CH₂FCF₃. *J. Phys. Chem.* **1984**, *88*, 1222-1226, doi:10.1021/j150650a041.

- Jeong, K. M.; Kaufman, F. Kinetics of the reaction of hydroxyl radical with methane and with nine Cl- and F-substituted methanes. 1. Experimental results, comparisons, and applications. *J. Phys. Chem.* **1982**, *86*, 1808-1815, doi:10.1021/j100207a016.
- Jubb, A. M.; Gierczak, T.; Baasandorj, M.; Waterland, R. L.; Burkholder, J. B. Methyl-perfluoroheptene-ethers (CH₃OC₇F₁₃): Measured OH radical reaction rate coefficients for several isomers and enantiomers and their atmospheric lifetimes and global warming potentials. *Environ. Sci. Technol.* **2014**, *48*, 4954-4962, doi:10.1021/es500888v.
- Kelly, C.; Treacy, J.; Sidebottom, H. W.; Nielsen, O. J. Rate constants for the reaction of CF₃O radicals with hydrocarbons at 298 K. *Chem. Phys. Lett.* **1993**, *207*, 498-503.
- Kompa, K. L.; Wanner, J. Study of some fluorine atom reactions using a chemical laser method. *Chem. Phys. Lett.* **1972**, *12*, 560-563.
- Kovács, G.; Szasz-Vadasz, T.; Papadimitriou, V. C.; Dobe, S.; Berces, T.; Marta, F. Absolute rate constants for the reactions of OH radicals with CH₃CH₂OH, CF₂HCH₂OH and CF₃CH₂OH. *React. Kinet. Catal. Lett.* **2005**, *87*, 129-138.
- Kowalczyk, J.; Jowko, A.; Symanowicz, M. Kinetics of radical reactions in freons. *J. Radioanal. Nucl. Chem.* **1998**, *232*, 75-78.
- Kozlov, S. N.; Orkin, V. L.; Kurylo, M. J. An investigation of the reactivity of OH with fluoroethanes: CH₃CH₂F (HFC-161), CH₂FCH₂F (HFC-152), and CH₃CHF₂ (HFC-152a). *J. Phys. Chem. A* **2003**, *107*, 2239-2246, doi:10.1021/jp022087b.
- Langbein, T.; Sonntag, H.; Trapp, D.; Hoffmann, A.; Malms, W.; Röth, E.-P.; Mörs, V.; Zellner, R. Volatile anaesthetics and the atmosphere: atmospheric lifetimes and atmospheric effects of halothane, enflurane, isoflurane, desflurane and sevoflurane. *British J. Anaest.* **1999**, *82*, 66-73.
- Leu, G.-H.; Lee, Y.-P. Temperature dependence of the rate coefficient of the reaction OH + CF₃CH₂F over the range 255-424 K. *J. Chin. Chem. Soc.* **1994**, *41*, 645-649.
- Li, Z.; Friedl, R. R.; Sander, S. P. Kinetics of FO₂ with NO, NO₂, O₃, CH₄ and C₂H₆. *J. Phys. Chem.* **1995**, *99*, 13445-13451, doi:10.1021/j100036a019.
- Li, Z.; Jeong, G.-R.; Hansen, J. C.; Good, D. A.; Francisco, J. S. Rate constant for the reactions of CF₃OCHF₂ with OH and Cl. *Chem. Phys. Lett.* **2000**, *320*, 70-76.
- Liu, R.; Huie, R. E.; Kurylo, M. J. Rate constants for the reactions of the OH radical with some hydrochlorofluorocarbons over the temperature range 270-400 K. *J. Phys. Chem.* **1990**, *94*, 3247-3249.
- Maricq, M. M.; Sente, J. J. Upper limits for the rate constants of the reactions CF₃O + O₃ → CF₃O₂ + O₂ and CF₃O₂ + O₃ → CF₃O + 2O₂. *Chem. Phys. Lett.* **1993**, *213*, 449-456.
- Martin, J.-P.; Paraskevopoulos, G. A kinetic study of the reactions of OH radicals with fluoroethanes. Estimates of C-H bond strengths in fluoroalkanes. *Can. J. Chem.* **1983**, *61*, 861-865.
- Mashino, M.; Ninomiya, Y.; Kawasaki, M.; Wallington, T. J.; Hurley, M. D. Atmospheric chemistry of CF₃CF=CF₂: Kinetics and mechanism of its reactions with OH radicals, Cl atoms, and ozone. *J. Phys. Chem. A* **2000**, *104*, 7255-7260, doi:10.1021/jp000498r.
- McIlroy, A.; Tully, F. P. Kinetic study of OH reactions with perfluoropropene and perfluorobenzene. *J. Phys. Chem.* **1993**, *97*, 610-614.
- Medhurst, L. J.; Fleming, J.; Nelson, H. H. Reaction rate constants of OH + CHF₃ → products and O(³P) + CHF₃ → OH + CF₃ at 500-750 K. *Chem. Phys. Lett.* **1977**, *266*, 607-611.
- Meller, R.; Moortgat, G. K. Photolysis of CF₃O₂CF₃ in the presence of O₃ in oxygen: kinetic study of the reactions of CF₃O and CF₃O₂ radicals with O₃. *J. Photochem. Photobiol. A: Chem.* **1995**, *86*, 15-25.
- Mellouki, A.; Le Bras, G.; Poulet, G. Discharge flow kinetic study of NO₃ reactions with free radicals: The reaction of NO₃ with Cl. *J. Phys. Chem.* **1987**, *91*, 5760-5764, doi:10.1021/j100306a048.
- Mellouki, A.; Teton, S.; Le Bras, G. Rate constant for the reaction of OH with HFC-365mfc (CF₃CH₂CF₂CH₃). *Geophys. Res. Lett.* **1995**, *22*, 389-392.
- Montgomery, J. A.; Michels, H. H.; Francisco, J. S. Ab initio calculation of the heats of formation of CF₃OH and CF₂O. *Chem. Phys. Lett.* **1994**, *220*, 391-396.
- Nelson, D. D., Jr.; Zahniser, M. S.; Kolb, C. E. OH reaction kinetics and atmospheric lifetimes of CF₃CFHCF₃ and CF₃CH₂Br. *Geophys. Res. Lett.* **1993**, *20*, 197-200.
- Nelson, D. D.; Zahniser, M. S.; Kolb, C. E.; Magid, H. OH reaction kinetics and atmospheric lifetime estimates for several hydrofluorocarbons. *J. Phys. Chem.* **1995**, *99*, 16301-16306, doi:10.1021/j100044a016.
- Nielsen, O. J. Rate constants for the gas-phase reactions of OH radicals with CH₃CHF₂ and CHCl₂CF₃ over the temperature range 295-388 K. *Chem. Phys. Lett.* **1991**, *187*, 286-290.
- Nielsen, O. J.; Javadi, M. S.; Sulbaek Andersen, M. P.; Hurley, M. D.; Wallington, T. J.; Singh, R. Atmospheric chemistry of CF₃CF=CH₂: Kinetics and mechanisms of gas-phase reactions with Cl atoms, OH radicals, and O₃. *Chem. Phys. Lett.* **2007**, *439*, 18-22, doi:10.1016/j.cplett.2007.03.053.
- Nielsen, O. J.; Sehested, J. Upper limits for the rate constants of the reactions of CF₃O₂ and CF₃O radicals with ozone at 295 K. *Chem. Phys. Lett.* **1993**, *213*, 433-441.

- Ninomiya, Y.; Kawasaki, M.; Guschin, A.; Molina, L. T.; Molina, M. J.; Wallington, T. J. Atmospheric chemistry of n -C₃F₇OCH₃: Reaction with OH radicals and Cl atoms and atmospheric fate of n -C₃F₇OCH₂O(•) radicals. *Environ. Sci. Technol.* **2000**, *34*, 2973-2978, doi:10.1021/es991449z.
- Nip, W. S.; Singleton, D. L.; Overend, R.; Paraskevopoulos, G. Rates of OH radical reactions. 5. Reactions with CH₃F, CH₂F₂, CHF₃, CH₃CH₂F, and CH₃CHF₂ at 297 K. *J. Phys. Chem.* **1979**, *83*, 2440-2443, doi:10.1021/jp100482a003.
- Orkin, V. L.; Huie, R. E.; Kurylo, M. J. Atmospheric lifetimes of HFC-143a and HFC-245fa. *J. Phys. Chem.* **1996**, *100*, 8907-8912, doi:10.1021/jp9601882.
- Orkin, V. L.; Huie, R. E.; Kurylo, M. J. Rate constants for the reactions of OH with HFC-245cb (CH₃CF₂CF₃) and some fluoroalkenes (CH₂CHCF₃, CH₂CF₂CF₃, CF₂CF₂CF₃, and CF₂CF₂). *J. Phys. Chem. A* **1997**, *101*, 9118-9124.
- Orkin, V. L.; Khamaganov, V. G. Determination of rate constants for reactions of some hydrohaloalkanes with OH radicals and their atmospheric lifetimes. *J. Atmos. Chem.* **1993**, *16*, 157-167.
- Orkin, V. L.; Khamaganov, V. G.; Guschin, A. G. Photochemical properties of hydrofluoroethers CH₃OCHF₂, CH₃OCF₃, and CHF₂OCH₂CF₃: Reactivity toward OH, IR absorption cross sections, atmospheric lifetimes, and global warming potentials. *J. Phys. Chem. A* **2014**, *118*, 10770-10777, doi:10.1021/jp506377w.
- Orkin, V. L.; Khamaganov, V. G.; Kurylo, M. J. High accuracy measurements of OH reaction rate constants and IR absorption spectra: Substituted 2-propanols. *J. Phys. Chem. A* **2012**, *116*, 6188-6198, doi:10.1021/jp211534n.
- Orkin, V. L.; Khamaganov, V. G.; Martynova, L. E.; Kurylo, M. J. High-accuracy measurements of OH reaction rate constants and IR and UV absorption spectra: Ethanol and partially fluorinated ethyl alcohols. *J. Phys. Chem. A* **2011**, *115*, 8656-8668, doi:10.1021/jp202099t.
- Orkin, V. L.; Louis, F.; Huie, R. E.; Kurylo, M. J. Photochemistry of bromine-containing fluorinated alkenes: Reactivity toward OH and UV spectra. *J. Phys. Chem. A* **2002**, *106*, 10195-10199, doi:10.1021/jp014436s.
- Orkin, V. L.; Martynova, L. E.; Ilichev, A. N. High-accuracy measurements of OH reaction rate constants and IR absorption spectra: CH₂=CF-CF₃ and *trans*-CHF=CH-CF₃. *J. Phys. Chem. A* **2010**, *114*, 5967-5979, doi:10.1021/jp9092817.
- Orkin, V. L.; Poskrebyshev, G. A.; Kurylo, M. J. Rate constants for the reactions between OH and perfluorinated alkenes. *J. Phys. Chem. A* **2011**, *115*, 6568-6574, doi:10.1021/jp201663j.
- Orkin, V. L.; Villenave, E.; Huie, R. E.; Kurylo, M. J. Atmospheric lifetimes and global warming potentials of hydrofluoroethers: Reactivity toward OH, UV spectra, and IR absorption cross sections. *J. Phys. Chem. A* **1999**, *103*, 9770-9779.
- Oyaro, N.; Sellevag, S. R.; Nielsen, C. J. Study of the OH and Cl-initiated oxidation, IR absorption cross-section, radiative forcing, and global warming potential of four C₄-hydrofluoroethers. *Environ. Sci. Technol.* **2004**, *38*, 5567-5576, doi:10.1021/es0497330.
- Oyaro, N.; Sellevag, S. R.; Nielsen, C. J. Atmospheric chemistry of hydrofluoroethers: Reaction of a series of hydrofluoroethers with OH radicals and Cl atoms, atmospheric lifetimes, and global warming potentials. *J. Phys. Chem. A* **2005**, *109*, 337-346, doi:10.1021/jp047860c.
- Papadimitriou, V. C.; Talukdar, R. K.; Portmann, R. W.; Ravishankara, A. R.; Burkholder, J. B. CF₃CF=CH₂ and (*Z*)-CF₃CF=CHF: temperature dependent OH rate coefficients and global warming potentials. *Phys. Chem. Chem. Phys.* **2008**, *10*, 808-820, doi:10.1039/b714382f.
- Peeters, J.; Vertommen, J.; Langhans, I. Rate constants of the reactions of CF₃O₂, i-C₃H₇O₂, and t-C₄H₉O₂ with NO. *Ber. Bunsenges. Phys. Chem.* **1992**, *96*, 431-436.
- Perry, R. A.; Atkinson, R.; Pitts, J. N., Jr. Rate constants for the reaction of OH radicals with CH₂=CHF, CH₂=CHCl, and CH₂=CHBr over the temperature range 299-426 °K. *J. Chem. Phys.* **1977**, *67*, 458-462.
- Persky, A. Kinetics of the F + CH₄ reaction in the temperature range 184-406 K. *J. Phys. Chem.* **1996**, *100*, 689-693, doi:10.1021/jp9524035.
- Plumb, I. C.; Ryan, K. R. Kinetics of the reaction of CF₃O₂ with NO. *Chem. Phys. Lett.* **1982**, *92*, 236-238.
- Rahman, M. M.; Becker, E.; Benter, T.; Schindler, R. N. A gas phase kinetic investigation of the system F + HNO₃ and the determination of absolute rate constants for the reaction of the NO₃ radical with CH₃SH, 2-methylpropene, 1,3-butadiene and 2,3-dimethyl-2-butene. *Ber. Bunsenges. Phys. Chem.* **1988**, *92*, 91-100.
- Rajakumar, B.; Burkholder, J. B.; Portmann, R. W.; Ravishankara, A. R. Rate coefficients, for the OH + CFH₂CH₂OH reaction between 238 and 355 K. *Phys. Chem. Chem. Phys.* **2005**, *7*, 2498-2505, doi:10.1039/b503332b.
- Rajakumar, B.; Portmann, R. W.; Burkholder, J. B.; Ravishankara, A. R. Rate coefficients for the reactions of OH with CF₃CH₂CH₃ (HFC-263fb), CF₃CHFCH₂F (HFC-245eb), and CHF₂CHFCHF₂ (HFC-245ea) between 238 and 375 K. *J. Phys. Chem. A* **2006**, *110*, 6724 - 6731, doi:10.1021/jp056248y.
- Ravishankara, A. R.; Turnipseed, A. A.; Jensen, N. R.; Barone, S.; Mills, M.; Howard, C. J.; Solomon, S. Do hydrofluorocarbons destroy stratospheric ozone? *Science* **1994**, *263*, 71-75.

- Ray, G. W.; Watson, R. T. Kinetics study of the reactions of NO with FO, ClO, BrO, and IO at 298 K. *J. Phys. Chem.* **1981**, *85*, 2955-2960, doi:10.1021/j150620a022.
- Saathoff, H.; Zellner, R. LIF detection of the CF₃O radical and kinetics of its reactions with CH₄ and C₂H₆. *Chem. Phys. Lett.* **1993**, *206*, 349-354.
- Schmoltner, A. M.; Talukdar, R. K.; Warren, R. F.; Mellouki, A.; Goldfarb, L.; Gierczak, T.; McKeen, S. A.; Ravishankara, A. R. Rate coefficients for reactions of several hydrofluorocarbons with OH and O(¹D) and their atmospheric lifetimes. *J. Phys. Chem.* **1993**, *97*, 8976-8982.
- Schneider, W. F.; Wallington, T. J. Thermochemistry of COF₂ and related compounds. *J. Phys. Chem.* **1994**, *98*, 7448-7451, doi:10.1021/j100082a009.
- Sehested, J.; Nielsen, O. J. Absolute rate constants for the reaction of CF₃O₂ and CF₃O radicals with NO at 295 K. *Chem. Phys. Lett.* **1993**, *206*, 369-375.
- Sehested, J.; Sehested, K.; Nielsen, O. J.; Wallington, T. J. Atmospheric chemistry of FO₂ radicals: Reaction with CH₄, O₃, NO, NO₂, and CO at 295 K. *J. Phys. Chem.* **1994**, *98*, 6731-6739, doi:10.1021/j100078a014.
- Sellevåg, S. R.; Nielsen, C. J.; Søvde, O. A.; Myhre, G.; Sundet, J. K.; Stordal, F.; Isaksen, I. S. A. Atmospheric gas-phase degradation and global warming potentials of 2-fluoroethanol, 2,2-difluoroethanol, and 2,2,2-trifluoroethanol. *Atmos. Environ.* **2004**, *38*, 6725-6735, doi:10.1016/j.atmosenv.2004.09.023.
- Singleton, D. L.; Paraskevopoulos, G.; Irwin, R. S. Reaction of OH with CH₃CH₂F. The extent of H abstraction from the α and β positions. *J. Phys. Chem.* **1980**, *84*, 2339-2343, doi:10.1021/j100456a001.
- Sondergaard, R.; Nielsen, O. J.; Hurley, M. D.; Wallington, T. J.; Singh, R. Atmospheric chemistry of *trans*-CF₃CH = CHF: Kinetics of the gas-phase reactions with Cl atoms, OH radicals, and O₃. *Chem. Phys. Lett.* **2007**, *443*, 199-204, doi:10.1016/j.cplett.2007.06.084.
- Staricco, E. H.; Sicre, S. E.; Schumacher, H. J. Die photochemische reaktion zwischen fluor und ozon. *Z. Phys. Chem. N.F.* **1962**, *31*, 385.
- Stevens, P. S.; Brune, W. H.; Anderson, J. G. Kinetic and mechanistic investigations of F + H₂O/D₂O and F + H₂/D₂ over the temperature range 240-373 K. *J. Phys. Chem.* **1989**, *93*, 4068-4079, doi:10.1021/j100347a040.
- Sulbaek Andersen, M. P.; Nielsen, O. J.; Karpichev, B.; Wallington, T. J.; Sander, S. P. Atmospheric chemistry of isoflurane, desflurane, and sevoflurane: Kinetics and mechanisms of reactions with chlorine atoms and OH radicals and global warming potentials. *J. Phys. Chem. A* **2012**, *116*, 5806-5820, doi:10.1021/jp2077598.
- Sulbaek Andersen, M. P.; Nielsen, O. J.; Toft, A.; Nakayama, T.; Matsumi, Y.; Waterland, R. L.; Buck, R. C.; Hurley, M. D.; Wallington, T. J. Atmospheric chemistry of C_xF_{2x+1}CH=CH₂ (x=1, 2, 4, 6, and 8): Kinetics of gas-phase reactions with Cl atoms, OH radicals, and O₃. *J. Photochem. Photobiol. A: Chem.* **2005**, *176*, 124-128, doi:10.1016/j.jphotochem.2005.06.015.
- Szilagyi, I.; Dobe, S.; Berces, T. Rate constant for the reaction of the OH-radical with CH₂F₂. *React. Kinet. Catal. Lett.* **2000**, *70*, 319-324.
- Takahashi, K.; Matsumi, Y.; Wallington, T. J.; Hurley, M. D. Atmospheric chemistry of CF₃CFHOCF₃: Reaction with OH radicals, atmospheric lifetime, and global warming potential. *J. Geophys. Res.* **2002**, *107*, 4574, doi:10.1029/2002JD002125.
- Taketani, F.; Nakayama, T.; Takahashi, K.; Matsumi, Y.; Hurley, M. D.; Wallington, T. J.; Toft, A.; Sulbaek Andersen, M. P. Atmospheric chemistry of CH₃CHF₂ (HFC-152a): Kinetics, mechanisms, and products of Cl atom- and OH radical-initiated oxidation in the presence and absence of NO_x. *J. Phys. Chem. A* **2005**, *109*, 9061-9069, doi:10.1021/jp044218+.
- Talukdar, R.; Mellouki, A.; Gierczak, T.; Burkholder, J. B.; McKeen, S. A.; Ravishankara, A. R. Atmospheric fate of CF₂H₂, CH₃CF₃, CHF₂CF₃, and CH₃CFCl₂: Rate coefficients for reactions with OH and UV absorption cross sections of CH₃CFCl₂. *J. Phys. Chem.* **1991**, *95*, 5815-5821.
- Tokuhashi, K.; Chen, L.; Kutsuna, S.; Uchimaru, T.; Sugie, M.; Sekiya, A. Environmental assessment of CFC alternatives - Rate constants for the reactions of OH radicals with fluorinated compounds. *J. Fluor. Chem.* **2004**, *125*, 1801-1807, doi:10.1016/j.jfluchem.2004.09.013.
- Tokuhashi, K.; Nagai, H.; Takahashi, A.; Kaise, M.; Kondo, S.; Sekiya, A.; Takahashi, M.; Gotoh, Y.; Suga, A. Measurement of the OH reaction rate constants for CF₃CH₂OH, CF₃CF₂CH₂OH, and CF₃CH(OH)CF₃. *J. Phys. Chem. A* **1999**, *103*, 2664-2672.
- Tokuhashi, K.; Takahashi, A.; Kaise, M.; Kondo, S. Rate constants for the reactions of OH radicals with CH₃OCF₂CHFCl, CHF₂OCF₂CHFCl, CHF₂OCHClCF₃, and CH₃CH₂OCF₂CHF₂. *J. Geophys. Res.* **1999**, *104*, 18681-18688.
- Tokuhashi, K.; Takahashi, A.; Kaise, M.; Kondo, S.; Sekiya, A.; Fujimoto, E. Rate constants for the reactions of OH radicals with CF₃OCF=CF₂ and CF₃CF=CF₂. *Chem. Phys. Lett.* **2000**, *325*, 189-195.
- Tokuhashi, K.; Takahashi, A.; Kaise, M.; Kondo, S.; Sekiya, A.; Yamashita, S.; Ito, H. Rate Constants for the Reactions of OH Radicals with CH₃OCF₂CF₃, CH₃OCF₂CF₂CF₃, and CH₃OCF(CF₃)₂. *Int. J. Chem. Kinet.* **1999**, *31*, 846-853.
- Tokuhashi, K.; Takahashi, A.; Kaise, M.; Kondo, S.; Sekiya, A.; Yamashita, S.; Ito, H. Rate constants for the reactions of OH radicals with CH₃OCF₂CHF₂, CHF₂OCH₂CF₂CHF₂, CHF₂OCH₂CF₂CF₃, and

- CF₃CH₂OCF₂CHF₂ over the temperature range 250-430 K. *J. Phys. Chem. A* **2000**, *104*, 1165-1170, doi:10.1021/jp991421+.
- Turnipseed, A. A.; Barone, S. B.; Jensen, N. R.; Hanson, D. R.; Howard, C. J.; Ravishankara, A. R. Kinetics of the reactions of CF₃O radicals with CO and H₂O. *J. Phys. Chem.* **1995**, *99*, 6000-6009.
- Turnipseed, A. A.; Barone, S. B.; Ravishankara, A. R. Kinetics of the reactions of CF₃O_x radicals with NO, O₃, and O₂. *J. Phys. Chem.* **1994**, *98*, 4594-4601.
- Wagner, H. G.; Warnatz, J.; Zetzsch, C. On the reaction of F atoms with methane. *Anales Assoc. Quim. Argentina* **1971**, *59*, 169-177.
- Wagner, H. G.; Zetzsch, C.; Warnatz, J. Synthesis of OF radical in gas phase by reaction of fluorine atoms with ozone. *Ber. Bunsenges. Phys. Chem.* **1972**, *76*, 526-530.
- Wallington, T. J.; Ball, J. C. Atmospheric chemistry of CF₃O radicals: reaction with O₃. *Chem. Phys. Lett.* **1995**, *234*, 187-194.
- Wallington, T. J.; Ball, J. C. Atmospheric chemistry of CF₃O radicals: Reactions with CH₄, CD₄, CH₃F, CF₃H, ¹³CO, C₂H₅F, C₂D₆, C₂H₆, CH₃OH, *i*-C₄H₈, and C₂H₂. *J. Phys. Chem.* **1995**, *99*, 3201-3205, doi:10.1021/j100010a034.
- Wallington, T. J.; Dagaut, P.; Kurylo, M. J. Correlation between gas-phase and solution-phase reactivities of hydroxyl radicals toward saturated organic compounds. *J. Phys. Chem.* **1988**, *92*, 5024-5028, doi:10.1021/j100328a039.
- Wallington, T. J.; Hurley, M. D. Atmospheric chemistry of HC(O)F - Reaction with OH radicals. *Environ. Sci. Technol.* **1993**, *27*, 1448-1452.
- Wallington, T. J.; Hurley, M. D. Atmospheric chemistry of hexafluorocyclobutene, octafluorocyclopentene, and hexafluoro-1,3-butadiene. *Chem. Phys. Lett.* **2011**, *507*, 19-23, doi:10.1016/j.cplett.2011.01.059.
- Wallington, T. J.; Hurley, M. D.; Nielsen, O. J.; Sulbaek Andersen, M. P. Atmospheric chemistry of CF₃CFHCF₂OCF₃ and CF₃CFHCF₂OCF₂H: Reaction with Cl atoms and OH radicals, degradation mechanism, and global warming potentials. *J. Phys. Chem. A* **2004**, *108*, 11333-11338, doi:10.1021/jp046454q.
- Wallington, T. J.; Hurley, M. D.; Schneider, W. F. Kinetic study of the reaction CF₃O + O₃ → CF₃O₂ + O₂. *Chem. Phys. Lett.* **1993**, *213*, 442-448.
- Wallington, T. J.; Hurley, M. D.; Schneider, W. F.; Sehested, J.; Nielsen, O. J. Atmospheric chemistry of CF₃O radicals: Reaction with H₂O. *J. Phys. Chem.* **1993**, *97*, 7606-7611.
- Wallington, T. J.; Schneider, W. F.; Sehested, J.; Bilde, M.; Platz, J.; Nielsen, O. J.; Christensen, L. K.; Molina, M. J.; Molina, L. T.; Wooldridge, P. W. Atmospheric chemistry of HFE-7100 (C₄F₉OCH₃): reaction with OH radicals, UV spectra and kinetic data for C₄F₉OCH₂• and C₄F₉OCH₂O₂• radicals, and the atmospheric fate of C₄F₉OCH₂O• radicals. *J. Phys. Chem. A* **1997**, *101*, 8264-8274.
- Walther, C.-D.; Wagner, H. G. On the reactions of F atoms with H₂O, H₂O₂, and NH₃. *Ber. Bunsenges. Phys. Chem.* **1983**, *87*, 403-409.
- Wilson, E. W., Jr.; Hamilton, W. A.; Mount, H. R.; DeMore, W. B. Rate constants for the reactions of hydroxyl radical with several fluoroethers by the relative rate method. *J. Phys. Chem. A* **2007**, *111*, 1610-1617, doi:10.1021/jp068355d.
- Wilson, E. W., Jr.; Jacoby, A. M.; Kukta, S. J.; Gilbert, L. E.; DeMore, W. B. Rate constants for reaction of CH₂FCH₂F (HFC-152) and CH₃CHF₂ (HFC-152a) with hydroxyl radicals. *J. Phys. Chem. A* **2003**, *107*, 9357-9361, doi:10.1021/jp027288u.
- Wilson, E. W., Jr.; Sawyer, A. A.; Sawyer, H. A. Rates of reaction for cyclopropane and difluoromethoxydifluoromethane with hydroxyl radicals. *J. Phys. Chem. A* **2001**, *105*, 1445-1448, doi:10.1021/jp002327s.
- Wine, P. H.; Wells, J. R.; Nicovich, J. M. Kinetics of the reactions of F(²P) and Cl(²P) with HNO₃. *J. Phys. Chem.* **1988**, *92*, 2223-2228, doi:10.1021/j100319a028.
- Wurzberg, E.; Houston, P. L. The temperature dependence of absolute rate constants for the F + H₂ and F + D₂ reactions. *J. Chem. Phys.* **1980**, *72*, 4811-4814.
- Young, C. J.; Hurley, M. D.; Wallington, T. J.; Mabury, S. A. Atmospheric chemistry of CF₃CF₂H and CF₃CF₂CF₂CF₂H: Kinetics and products of gas-phase reactions with Cl atoms and OH radicals, infrared spectra, and formation of perfluorocarboxylic acids. *Chem. Phys. Lett.* **2009**, *473*, 251-256, doi:10.1016/j.cplett.2009.04.001.
- Young, C. J.; Hurley, M. D.; Wallington, T. J.; Mabury, S. A. Atmospheric chemistry of perfluorobutenes (CF₃CF=CFCF₃ and CF₃CF₂CF=CF₂): Kinetics and mechanisms of reactions with OH radicals and chlorine atoms, IR spectra, global warming potentials, and oxidation to perfluorocarboxylic acids. *Atmos. Environ.* **2009**, *43*, 3717-3724, doi:10.1016/j.atmosenv.2009.04.025.
- Zellner, R.; Bednarek, G.; Hoffmann, A.; Kohlmann, J. P.; Mörs, V.; Saathoff, H. Rate and mechanism of the atmospheric degradation of 2H-heptafluoropropane (HFC-227). *Ber. Bunsenges. Phys. Chem.* **1994**, *98*, 141-146.

- Zhang, Z.; Huie, R. E.; Kurylo, M. J. Rate constants for the reactions of OH with CH₃CFCl₂ (HCFC-141b), CH₃CF₂Cl (HCFC-142b), and CH₂FCF₃ (HFC-134a). *J. Phys. Chem.* **1992**, *96*, 1533-1535.
- Zhang, Z.; Padmaja, S.; Saini, R. D.; Huie, R. E.; Kurylo, M. J. Reactions of hydroxyl radicals with several hydrofluorocarbons: The temperature dependencies of the rate constants for CHF₂CF₂CH₂F (HFC-245ca), CF₃CHFCHF₂ (HFC-236ea), CF₃CHF₂CF₃ (HFC-227ea), and CF₃CH₂CH₂CF₃ (HFC-356ffa). *J. Phys. Chem.* **1994**, *98*, 4312-4315, doi:10.1021/j100067a017.
- Zhang, Z.; Saini, R. D.; Kurylo, M. J.; Huie, R. E. Rate constants for the reactions of the hydroxyl radical with CHF₂CF₂CF₂CHF₂ and CF₃CHFCHFCF₂CF₃. *Chem. Phys. Lett.* **1992**, *200*, 230-234.
- Zhang, Z.; Saini, R. D.; Kurylo, M. J.; Huie, R. E. Rate constants for the reactions of the hydroxyl radical with several partially fluorinated ethers. *J. Phys. Chem.* **1992**, *96*, 9301-9304, doi:10.1021/j100202a045.
- Zhitneva, G. P.; Pshezhetskii, S. Y. Rate constant for the reaction of fluorine atoms with chlorine monofluoride. *Kinetika i Kataliz* **1978**, *19*, 228-231.

1.11 ClO_x Reactions

1.11.1 Table 1F: ClO_x Reactions

Reaction	Temperature Range of Exp. Data (K) ^a	A-Factor	E/R	k(298 K) ^b	f(298 K) ^c	g	Note
O + ClO → Cl + O ₂	220–1250	2.8×10 ⁻¹¹	-85	3.7×10 ⁻¹¹	1.05	50	F1
O + OClO → ClO + O ₂	243–400	2.4×10 ⁻¹²	960	1.0×10 ⁻¹³	2.0	300	F2
O + OClO \xrightarrow{M} ClO ₃		(See Table 2-1)					
O + Cl ₂ O → ClO + ClO	230–297	2.7×10 ⁻¹¹	530	4.5×10 ⁻¹²	1.2	100	F3
O + HCl → OH + Cl	293–3197	1.0×10 ⁻¹¹	3300	1.5×10 ⁻¹⁶	1.5	350	F4
O + HOCl → OH + ClO	213–298	1.7×10 ⁻¹³	0	1.7×10 ⁻¹³	3.0	300	F5
O + ClONO ₂ → products	202–325	3.6×10 ⁻¹²	840	2.1×10 ⁻¹³	1.2	100	F6
O ₃ + OClO → products	262–298	2.1×10 ⁻¹²	4700	3.0×10 ⁻¹⁹	2.5	1000	F7
O ₃ + Cl ₂ O ₂ → products	195–217			<1×10 ⁻¹⁹			F8
OH + Cl ₂ → HOCl + Cl	231–836	2.6×10 ⁻¹²	1100	6.5×10 ⁻¹⁴	1.1	200	F9
OH + ClO → Cl + HO ₂	208–373	7.4×10 ⁻¹²	-270	1.8×10 ⁻¹¹	1.2	50	F10
→ HCl + O ₂	208–373	6.0×10 ⁻¹³	-230	1.3×10 ⁻¹²	1.7	100	
OH + OClO → HOCl + O ₂	242–473	1.4×10 ⁻¹²	-600	1.0×10 ⁻¹¹	1.5	150	F11
OH + Cl ₂ O → HOCl + ClO	223–383	4.7×10 ⁻¹²	-140	7.5×10 ⁻¹²	1.2	100	F12
OH + Cl ₂ O ₂ → HOCl + ClOO	223–318	6.0×10 ⁻¹³	-670	5.7×10 ⁻¹²	1.3	100	F13
OH + HCl → H ₂ O + Cl	138–1060	1.8×10 ⁻¹²	250	7.8×10 ⁻¹³	1.1	50	F14
OH + HOCl → H ₂ O + ClO	298	3.0×10 ⁻¹²	500	5.0×10 ⁻¹³	3.0	500	F15
OH + ClNO ₂ → HOCl + NO ₂	259–348	2.4×10 ⁻¹²	1250	3.6×10 ⁻¹⁴	2.0	300	F16
OH + ClONO ₂ → products	245–387	1.2×10 ⁻¹²	330	3.9×10 ⁻¹³	1.5	200	F17
OH + CH ₃ Cl → CH ₂ Cl + H ₂ O	224–955	1.96×10 ⁻¹²	1200	3.5×10 ⁻¹⁴	1.1	50	F18
OH + CH ₂ Cl ₂ → CHCl ₂ + H ₂ O	219–955	1.92×10 ⁻¹²	880	1.0×10 ⁻¹³	1.15	100	F19
OH + CHCl ₃ → CCl ₃ + H ₂ O	249–775	2.2×10 ⁻¹²	920	1.0×10 ⁻¹³	1.15	150	F20
OH + CCl ₄ → products	298	1×10 ⁻¹¹	>6200	<1×10 ⁻²⁰			F21
OH + CH ₂ FCl → CHFCl + H ₂ O (HCFC-31)	245–486	2.4×10 ⁻¹²	1210	4.1×10 ⁻¹⁴	1.15	200	F22

Reaction	Temperature Range of Exp. Data (K) ^a	A-Factor	E/R	k(298 K) ^b	f(298 K) ^c	g	Note
OH + CHFCl ₂ → CFCl ₂ + H ₂ O (HCFC-21)	241–810	1.52×10 ⁻¹²	1170	3.0×10 ⁻¹⁴	1.1	150	F23
OH + CHF ₂ Cl → CF ₂ Cl + H ₂ O (HCFC-22)	241–807	9.2×10 ⁻¹³	1560	4.9×10 ⁻¹⁵	1.07	100	F24
OH + CFC ₃ → products (CFC-11)	297–434	1×10 ⁻¹¹	>9700	<1×10 ⁻²⁵			F25
OH + CF ₂ Cl ₂ → products (CFC-12)	293–480	1×10 ⁻¹¹	>11900	<1×10 ⁻²⁸			F26
OH + CCl ₂ FCClF ₂ → products (CFC-113)	298	1×10 ⁻¹¹	>6200	<1×10 ⁻²⁰			F27
OH + CClF ₂ CClF ₂ → products (CFC-114)	296	1×10 ⁻¹¹	>6200	<1×10 ⁻²⁰			F27
OH + CF ₃ CClF ₂ → products (CFC-115)	–	1×10 ⁻¹¹	>6200	<1×10 ⁻²⁰			F27
OH + CH ₃ CH ₂ Cl → products	223–789	5.4×10 ⁻¹²	800	3.7×10 ⁻¹³	1.2	100	F28
OH + CH ₂ ClCH ₂ Cl → products	292–775	1.14×10 ⁻¹¹	1150	2.4×10 ⁻¹³	1.1	200	F29
OH + CH ₃ CCl ₃ → CH ₂ CCl ₃ + H ₂ O	243–761	1.64×10 ⁻¹²	1520	1.0×10 ⁻¹⁴	1.10	50	F30
OH + CH ₃ CFCl ₂ → CH ₂ CFCl ₂ + H ₂ O (HCFC-141b)	220–479	1.25×10 ⁻¹²	1600	5.8×10 ⁻¹⁵	1.07	100	F31
OH + CH ₃ CF ₂ Cl → CH ₂ CF ₂ Cl + H ₂ O (HCFC-142b)	220–808	1.3×10 ⁻¹²	1770	3.4×10 ⁻¹⁵	1.15	50	F32
OH + CH ₂ ClCF ₂ Cl → CHClCF ₂ Cl + H ₂ O (HCFC-132b)	249–788	3.6×10 ⁻¹²	1600	1.7×10 ⁻¹⁴	1.5	200	F33
OH + CH ₂ FCFCl ₂ → CHFClCF ₂ + H ₂ O (HCFC-132c)	298–370	8.2×10 ⁻¹³	1250	1.23×10 ⁻¹⁴	1.15	100	F34
OH + CH ₂ ClCF ₃ → CHClCF ₃ + H ₂ O (HCFC-133a)	263–866	9.4×10 ⁻¹³	1300	1.2×10 ⁻¹⁴	1.1	100	F35
OH + CHCl ₂ CF ₂ Cl → CCl ₂ CF ₂ Cl + H ₂ O (HCFC-122)	298–460	7.7×10 ⁻¹³	810	5.1×10 ⁻¹⁴	1.2	150	F36
OH + CHFClCFCl ₂ → CFCICFCl ₂ + H ₂ O (HCFC-122a)	298–460	9.0×10 ⁻¹³	1200	1.6×10 ⁻¹⁴	1.1	100	F37
OH + CHCl ₂ CF ₃ → CCl ₂ CF ₃ + H ₂ O (HCFC-123)	213–866	7.4×10 ⁻¹³	900	3.6×10 ⁻¹⁴	1.1	100	F38
OH + CHFClCF ₂ Cl → CFCICF ₂ Cl + H ₂ O (HCFC-123a)	298–460	8.6×10 ⁻¹³	1250	1.3×10 ⁻¹⁴	1.3	200	F39
OH + CHFClCF ₃ → CFCICF ₃ + H ₂ O (HCFC-124)	210–867	7.1×10 ⁻¹³	1300	9.0×10 ⁻¹⁵	1.15	100	F40
OH + CH ₃ CH ₂ CH ₂ Cl → products	253–372	5.8×10 ⁻¹²	530	9.8×10 ⁻¹³	1.15	50	F41
OH + CH ₃ CHClCH ₃ → products	233–372	2.35×10 ⁻¹²	365	6.9×10 ⁻¹³	1.15	50	F42
OH + CH ₃ CF ₂ CFCl ₂ → products (HCFC-243cc)	295–367	7.7×10 ⁻¹³	1720	2.4×10 ⁻¹⁵	1.3	200	F43
OH + CHCl ₂ CF ₂ CF ₃ → products (HCFC-225ca)	251–400	6.3×10 ⁻¹³	960	2.5×10 ⁻¹⁴	1.2	200	F44
OH + CF ₂ ClCF ₂ CHFCl → products (HCFC-225cb)	270–400	5.5×10 ⁻¹³	1230	8.9×10 ⁻¹⁵	1.1	150	F45

Reaction	Temperature Range of Exp. Data (K) ^a	A-Factor	E/R	k(298 K) ^b	f(298 K) ^c	g	Note
OH + CF ₃ CH ₂ CFCl ₂ → CF ₃ CHCFCl ₂ + H ₂ O (HCFC-234fb)	298	1.8×10 ⁻¹²	2300	8.0×10 ⁻¹⁶	1.5	200	F46
OH + CH ₂ =CHCl → products	293–1173	1.3×10 ⁻¹²	-500	6.9×10 ⁻¹²	1.2	100	F47
OH + (E)-CHCl=CHCl → products	240–720	1.06×10 ⁻¹²	-230	2.3×10 ⁻¹²	1.1	100	F48
OH + (Z)-CHCl=CHCl → products	240–400	2.04×10 ⁻¹²	-70	2.6×10 ⁻¹²	1.1	100	F49
OH + CH ₂ =CCl ₂ → products	240–750	2.17×10 ⁻¹²	-470	1.05×10 ⁻¹¹	1.1	100	F50
OH + CHCl=CCl ₂ → products	234–1500	8.0×10 ⁻¹³	-300	2.2×10 ⁻¹²	1.2	100	F51
OH + CCl ₂ =CCl ₂ → products	296–720	4.7×10 ⁻¹²	990	1.7×10 ⁻¹³	1.2	200	F52
OH + CF ₂ =CFCl → products	296–364	1.06×10 ⁻¹²	-580	7.4×10 ⁻¹²	1.2	100	F53
OH + (E)-CHCl=CHCF ₃ → products	213–376	9.0×10 ⁻¹³	280	3.5×10 ⁻¹³	1.07	20	F54
OH + (Z)-CHCl=CHCF ₃ → products	213–376	3.67×10 ⁻¹³	-280	9.4×10 ⁻¹³	1.1	20	F55
OH + CHF ₂ OCHClCF ₃ → products (Isoflurane)	250–430	1.1×10 ⁻¹²	1275	1.5×10 ⁻¹⁴	1.07	50	F56
OH + CHF ₂ OCF ₂ CHCl → products (Enflurane)	250–430	6.73×10 ⁻¹³	1200	1.2×10 ⁻¹⁴	1.1	100	F57
OH + CH ₃ OCl → products	250–431	2.5×10 ⁻¹²	370	7.1×10 ⁻¹³	2.0	150	F58
OH + CCl ₃ CHO → H ₂ O + CCl ₃ CO	298–520	9.1×10 ⁻¹²	580	1.3×10 ⁻¹²	1.3	200	F59
HO ₂ + Cl → HCl + O ₂	226–420	1.4×10 ⁻¹¹	-270	3.5×10 ⁻¹¹	1.2	100	F60
→ OH + ClO	226–420	3.6×10 ⁻¹¹	375	1.0×10 ⁻¹¹	1.4	150	
HO ₂ + ClO → HOCl + O ₂	203–364	2.6×10 ⁻¹²	-290	6.9×10 ⁻¹²	1.2	150	F61
H ₂ O + ClONO ₂ → products	298			<2×10 ⁻²¹			F62
NO + OClO → NO ₂ + ClO	220–367	2.5×10 ⁻¹²	600	3.4×10 ⁻¹³	2.0	300	F63
NO + Cl ₂ O ₂ → products	220–298			<1×10 ⁻¹⁵			F64
NO ₃ + OClO \xrightarrow{M} O ₂ ClONO ₂		(See Table 2-1)					
NO ₃ + HCl → HNO ₃ + Cl	298–473			<5×10 ⁻¹⁷			F65
HO ₂ NO ₂ + HCl → products	296			<1×10 ⁻²¹			F66
Cl + O ₂ \xrightarrow{M} ClOO		(See Table 2-1)					
Cl + O ₃ → ClO + O ₂	184–1350	2.3×10 ⁻¹¹	200	1.2×10 ⁻¹¹	1.15	50	F67

Reaction	Temperature Range of Exp. Data (K) ^a	A-Factor	E/R	k(298 K) ^b	f(298 K) ^c	g	Note
Cl + H ₂ → HCl + H	199–3000	3.05×10 ⁻¹¹	2270	1.5×10 ⁻¹⁴	1.1	100	F68
Cl + H ₂ O ₂ → HCl + HO ₂	265–424	1.1×10 ⁻¹¹	980	4.1×10 ⁻¹³	1.3	300	F69
Cl + NO \xrightarrow{M} ClNO		(See Table 2-1)					
Cl + NO ₂ \xrightarrow{M} ClONO (ClNO ₂)		(See Table 2-1)					
Cl + NO ₃ → ClO + NO ₂	278–338	2.4×10 ⁻¹¹	0	2.4×10 ⁻¹¹	1.5	400	F70
Cl + N ₂ O → ClO + N ₂	773–1030	(See Note)					F71
Cl + HNO ₃ → products	243–633			<2×10 ⁻¹⁶			F72
Cl + HO ₂ NO ₂ → products	296–399			<1×10 ⁻¹³			F73
Cl + CO \xrightarrow{M} ClCO		(See Table 2-1)					
Cl + CH ₄ → HCl + CH ₃	181–1550	7.1×10 ⁻¹²	1270	1.0×10 ⁻¹³	1.05	50	F74
Cl + CH ₃ D → products	223–343	7.46×10 ⁻¹²	1400	6.8×10 ⁻¹⁴	1.07	50	F75
Cl + H ₂ CO → HCl + HCO	200–500	8.1×10 ⁻¹¹	30	7.3×10 ⁻¹¹	1.15	100	F76
Cl + HC(O)OH → products	298			2.0×10 ⁻¹³	1.5		F77
Cl + CH ₃ O ₂ → products	298			1.6×10 ⁻¹⁰	1.5		F78
Cl + CH ₃ OH → CH ₂ OH + HCl	200–573	5.5×10 ⁻¹¹	0	5.5×10 ⁻¹¹	1.2	100	F79
Cl + CH ₃ OOH → products	295			5.7×10 ⁻¹¹	2.0		F80
Cl + CH ₃ ONO ₂ → products	298	1.3×10 ⁻¹¹	1200	2.3×10 ⁻¹³	1.5	300	F81
Cl + C ₂ H ₂ \xrightarrow{M} ClC ₂ H ₂		(See Table 2-1)					
Cl + C ₂ H ₄ \xrightarrow{M} ClC ₂ H ₄		(See Table 2-1)					
Cl + C ₂ H ₆ → HCl + C ₂ H ₅	48–1400	7.2×10 ⁻¹¹	70	5.7×10 ⁻¹¹	1.07	20	F82
Cl + C ₂ H ₅ O ₂ → ClO + C ₂ H ₅ O	298			7.4×10 ⁻¹¹	2.0		F83
→ HCl + C ₂ H ₄ O ₂	298			7.7×10 ⁻¹¹	2.0		
Cl + CH ₃ CH ₂ OH → products	266–600	9.6×10 ⁻¹¹	0	9.6×10 ⁻¹¹	1.2	100	F84
Cl + CH ₃ C(O)OH → products	298			2.8×10 ⁻¹⁴	2.0		F85
Cl + CH ₃ CN → products	274–728	1.6×10 ⁻¹¹	2140	1.2×10 ⁻¹⁴	2.0	300	F86

Reaction	Temperature Range of Exp. Data (K) ^a	A-Factor	E/R	k(298 K) ^b	f(298 K) ^c	g	Note
Cl + C ₂ H ₅ ONO ₂ → products	298	1.5×10 ⁻¹¹	400	3.9×10 ⁻¹²	1.5	200	F87
Cl + CH ₃ CO ₃ NO ₂ → products	298			<1×10 ⁻¹⁴			F88
Cl + C ₃ H ₈ → HCl + CH ₃ CHCH ₃	48–1400	6.54×10 ⁻¹¹	-60	8.0×10 ⁻¹¹	1.1	20	F89
→ HCl + CH ₂ CH ₂ CH ₃	48–1400	8.12×10 ⁻¹¹	90	6.0×10 ⁻¹¹	1.05	20	
Cl + CH ₃ C(O)CH ₃ → CH ₃ C(O)CH ₂ + HCl	210–440	1.63×10 ⁻¹¹	610	2.1×10 ⁻¹²	1.07	50	F90
Cl + CH ₂ =C(CH ₃)CHO → products	296–298			2.2×10 ⁻¹⁰	1.3		F91
Cl + CH ₃ C(O)CH=CH ₂ → products	296–298			2.1×10 ⁻¹⁰	1.1		F92
Cl + CH ₂ =C(CH ₃)CH=CH ₂ → products	233–320	7.6×10 ⁻¹¹	-500	4.1×10 ⁻¹⁰	1.15	100	F93
Cl + C ₂ H ₅ CO ₃ NO ₂ → products	295			1.1×10 ⁻¹²	2.0		F94
Cl + 1-C ₃ H ₇ ONO ₂ → products	295			2.3×10 ⁻¹¹	1.5		F95
Cl + 2-C ₃ H ₇ ONO ₂ → products	295			4.0×10 ⁻¹²	2.0		F96
Cl + OClO → ClO + ClO	229–588	3.4×10 ⁻¹¹	-160	5.8×10 ⁻¹¹	1.25	200	F97
Cl + ClOO → Cl ₂ + O ₂	160–306	2.3×10 ⁻¹⁰	0	2.3×10 ⁻¹⁰	2.0	200	F98
→ ClO + ClO	160–306	1.2×10 ⁻¹¹	0	1.2×10 ⁻¹¹	2.0	200	
Cl + Cl ₂ O → Cl ₂ + ClO	233–373	6.2×10 ⁻¹¹	-130	9.6×10 ⁻¹¹	1.2	130	F99
Cl + Cl ₂ O ₂ → products	217–298	7.6×10 ⁻¹¹	-65	1.0×10 ⁻¹⁰	1.2	100	F100
Cl + HOCl → products	243–365	3.4×10 ⁻¹²	130	2.2×10 ⁻¹²	1.3	200	F101
Cl + ClNO → NO + Cl ₂	220–450	5.8×10 ⁻¹¹	-100	8.1×10 ⁻¹¹	1.5	200	F102
Cl + ClONO ₂ → products	195–298	6.5×10 ⁻¹²	-135	1.0×10 ⁻¹¹	1.1	50	F103
Cl + CH ₃ Cl → HCl + CH ₂ Cl	233–843	2.03×10 ⁻¹¹	1110	4.9×10 ⁻¹³	1.07	50	F104
Cl + CH ₂ Cl ₂ → HCl + CHCl ₂	273–790	7.4×10 ⁻¹²	910	3.5×10 ⁻¹³	1.07	100	F105
Cl + CHCl ₃ → HCl + CCl ₃	220–1010	3.3×10 ⁻¹²	990	1.2×10 ⁻¹³	1.15	100	F106
Cl + CH ₃ F → HCl + CH ₂ F (HFC-41)	216–368	1.96×10 ⁻¹¹	1200	3.5×10 ⁻¹³	1.15	150	F107
Cl + CH ₂ F ₂ → HCl + CHF ₂ (HFC-32)	253–553	7.6×10 ⁻¹²	1630	3.2×10 ⁻¹⁴	1.08	100	F108
Cl + CHF ₃ → HCl + CF ₃ (HFC-23)	298			<5×10 ⁻¹⁶			F109

Reaction	Temperature Range of Exp. Data (K) ^a	A-Factor	E/R	k(298 K) ^b	f(298 K) ^c	g	Note
Cl + CH ₂ FCI → HCl + CHFCl (HCFC-31)	273–298	5.9×10 ⁻¹²	1200	1.05×10 ⁻¹³	1.1	200	F110
Cl + CHFCl ₂ → HCl + CFCI ₂ (HCFC-21)	294–433	6.0×10 ⁻¹²	1700	2.0×10 ⁻¹⁴	1.2	200	F111
Cl + CHF ₂ Cl → HCl + CF ₂ Cl (HCFC-22)	296–411	5.9×10 ⁻¹²	2430	1.7×10 ⁻¹⁵	1.1	150	F112
Cl + CH ₃ CCl ₃ → HCl + CH ₂ CCl ₃	253–423	3.0×10 ⁻¹²	1730	9.0×10 ⁻¹⁵	1.15	100	F113
Cl + CH ₃ CH ₂ F → HCl + CH ₃ CHF (HFC-161)	264–368	1.82×10 ⁻¹¹	330	6.0×10 ⁻¹²	1.1	100	F114
→ HCl + CH ₂ CH ₂ F	264–368	1.4×10 ⁻¹¹	940	6.0×10 ⁻¹³	1.15	100	
Cl + CH ₃ CHF ₂ → HCl + CH ₃ CF ₂ (HFC-152a)	264–368	6.0×10 ⁻¹²	950	2.5×10 ⁻¹³	1.1	100	F115
→ HCl + CH ₂ CHF ₂	264–368	6.5×10 ⁻¹²	2320	2.7×10 ⁻¹⁵	1.15	200	
Cl + CH ₂ FCH ₂ F → HCl + CHFCH ₂ F (HFC-152)	280–368	2.27×10 ⁻¹¹	1050	6.7×10 ⁻¹³	1.15	200	F116
Cl + CH ₃ CFCI ₂ → HCl + CH ₂ CFCI ₂ (HCFC-141b)	276–429	3.5×10 ⁻¹²	2200	2.2×10 ⁻¹⁵	1.15	200	F117
Cl + CH ₃ CF ₂ Cl → HCl + CH ₂ CF ₂ Cl (HCFC-142b)	295–673	1.35×10 ⁻¹²	2400	4.3×10 ⁻¹⁶	1.15	200	F118
Cl + CH ₃ CF ₃ → HCl + CH ₂ CF ₃ (HFC-143a)	281–368	1.64×10 ⁻¹¹	3900	3.4×10 ⁻¹⁷	1.5	300	F119
Cl + CH ₂ FCHF ₂ → HCl + CH ₂ FCF ₂ (HFC-143)	281–368	6.8×10 ⁻¹²	1670	2.5×10 ⁻¹⁴	1.3	200	F120
→ HCl + CHFCHF ₂	281–368	9.1×10 ⁻¹²	1770	2.4×10 ⁻¹⁴	1.3	200	
Cl + CH ₂ ClCF ₃ → HCl + CHClCF ₃ (HCFC-133a)	296–500	1.83×10 ⁻¹²	1680	6.5×10 ⁻¹⁵	1.2	200	F121
Cl + CH ₂ FCF ₃ → HCl + CHF ₂ CF ₃ (HFC-134a)	253–423	2.1×10 ⁻¹²	2160	1.5×10 ⁻¹⁵	1.1	200	F122
Cl + CHF ₂ CHF ₂ → HCl + CF ₂ CHF ₂ (HFC-134)	280–368	7.0×10 ⁻¹²	2430	2.0×10 ⁻¹⁵	1.2	200	F123
Cl + CHCl ₂ CF ₃ → HCl + CCl ₂ CF ₃ (HCFC-123)	276–382	5.0×10 ⁻¹²	1800	1.2×10 ⁻¹⁴	1.15	200	F124
Cl + CHFClCF ₃ → HCl + CFCI ₂ CF ₃ (HCFC-124)	276–376	1.13×10 ⁻¹²	1800	2.7×10 ⁻¹⁵	1.2	200	F125
Cl + CHF ₂ CF ₃ → HCl + CF ₂ CF ₃ (HFC-125)	295–399	1.85×10 ⁻¹²	2600	3.0×10 ⁻¹⁶	1.5	300	F126
Cl + C ₂ Cl ₄ \xrightarrow{M} C ₂ Cl ₅		(See Table 2-1)					
ClO + O ₃ → ClOO + O ₂	223–413	2×10 ⁻¹²	>3600	<1.4×10 ⁻¹⁷			F127
→ OCIO + O ₂	223–413	1×10 ⁻¹²	>4000	<1.0×10 ⁻¹⁸			
ClO + H ₂ → products	294–670	1×10 ⁻¹²	>4800	<1×10 ⁻¹⁹			F128
ClO + NO → NO ₂ + Cl	202–415	6.4×10 ⁻¹²	-290	1.7×10 ⁻¹¹	1.15	100	F129

Reaction	Temperature Range of Exp. Data (K) ^a	A-Factor	E/R	k(298 K) ^b	f(298 K) ^c	g	Note
$\text{ClO} + \text{NO}_2 \xrightarrow{\text{M}} \text{ClONO}_2$		(See Table 2-1)					
$\text{ClO} + \text{NO}_3 \rightarrow \text{ClOO} + \text{NO}_2$	210–353	4.7×10^{-13}	0	4.7×10^{-13}	1.5	400	F130
$\text{ClO} + \text{N}_2\text{O} \rightarrow \text{products}$	587	1×10^{-12}	>4300	$<6 \times 10^{-19}$			F131
$\text{ClO} + \text{CO} \rightarrow \text{products}$	587	1×10^{-12}	>3700	$<4 \times 10^{-18}$			F132
$\text{ClO} + \text{CH}_4 \rightarrow \text{products}$	670	1×10^{-12}	>3700	$<4 \times 10^{-18}$			F133
$\text{ClO} + \text{H}_2\text{CO} \rightarrow \text{products}$	298	1×10^{-12}	>2100	$<1 \times 10^{-15}$			F134
$\text{ClO} + \text{CH}_3\text{O}_2 \rightarrow \text{products}$	197–355	1.8×10^{-12}	600	2.4×10^{-12}	1.1	300 –20	F135
$\text{ClO} + \text{ClO} \rightarrow \text{Cl}_2 + \text{O}_2$	260–1250	1.0×10^{-12}	1590	4.8×10^{-15}	1.5	300	F136
$\quad \rightarrow \text{ClOO} + \text{Cl}$	260–710	3.0×10^{-11}	2450	8.0×10^{-15}	1.5	500	
$\quad \rightarrow \text{OCIO} + \text{Cl}$	254–390	3.5×10^{-13}	1370	3.5×10^{-15}	1.5	300	
$\text{ClO} + \text{ClO} \xrightarrow{\text{M}} \text{Cl}_2\text{O}_2$		(See Table 2-1)					
$\text{ClO} + \text{OCIO} \xrightarrow{\text{M}} \text{Cl}_2\text{O}_3$		(See Table 2-1)					
$\text{HCl} + \text{ClONO}_2 \rightarrow \text{products}$	298			$<1 \times 10^{-20}$			F137
$\text{CH}_2\text{Cl} + \text{O}_2 \xrightarrow{\text{M}} \text{CH}_2\text{ClO}_2$		(See Table 2-1)					
$\text{CHCl}_2 + \text{O}_2 \xrightarrow{\text{M}} \text{CHCl}_2\text{O}_2$		(See Table 2-1)					
$\text{CCl}_3 + \text{O}_2 \xrightarrow{\text{M}} \text{CCl}_3\text{O}_2$		(See Table 2-1)					
$\text{CFCl}_2 + \text{O}_2 \xrightarrow{\text{M}} \text{CFCl}_2\text{O}_2$		(See Table 2-1)					
$\text{CF}_2\text{Cl} + \text{O}_2 \xrightarrow{\text{M}} \text{CF}_2\text{ClO}_2$		(See Table 2-1)					
$\text{CCl}_3\text{O}_2 + \text{NO}_2 \xrightarrow{\text{M}} \text{CCl}_3\text{O}_2\text{NO}_2$		(See Table 2-1)					
$\text{CFCl}_2\text{O}_2 + \text{NO}_2 \xrightarrow{\text{M}} \text{CFCl}_2\text{O}_2\text{NO}_2$		(See Table 2-1)					
$\text{CF}_2\text{ClO}_2 + \text{NO}_2 \xrightarrow{\text{M}} \text{CF}_2\text{ClO}_2\text{NO}_2$		(See Table 2-1)					
$\text{CH}_2\text{ClO} + \text{O}_2 \rightarrow \text{CHClO} + \text{HO}_2$	264–336			6×10^{-14}	5		F138
$\text{CH}_2\text{ClO}_2 + \text{HO}_2 \rightarrow \text{CH}_2\text{ClO}_2\text{H} + \text{O}_2$	251–600	3.3×10^{-13}	–820	5.2×10^{-12}	1.5	200	F139
$\text{CH}_2\text{ClO}_2 + \text{NO} \rightarrow \text{CH}_2\text{ClO} + \text{NO}_2$	295	7×10^{-12}	–300	1.9×10^{-11}	1.5	200	F140
$\text{CCl}_3\text{O}_2 + \text{NO} \rightarrow \text{CCl}_2\text{O} + \text{NO}_2 + \text{Cl}$	228–413	7.3×10^{-12}	–270	1.8×10^{-11}	1.3	200	F141

Reaction	Temperature Range of Exp. Data (K) ^a	A-Factor	E/R	<i>k</i> (298 K) ^b	<i>f</i> (298 K) ^c	<i>g</i>	Note
CCl ₂ FO ₂ + NO → CCIFO + NO ₂ + Cl	228–413	4.5×10 ⁻¹²	-350	1.5×10 ⁻¹¹	1.3	200	F142
CClF ₂ O ₂ + NO → CF ₂ O + NO ₂ + Cl	228–413	3.8×10 ⁻¹²	-400	1.5×10 ⁻¹¹	1.2	200	F143

Shaded areas indicate changes or additions since JPL10-6. Italicized [blue](#) entries denote estimates.

^a Temperature range of available experimental data. This is not necessarily the range of temperature over which the recommended Arrhenius parameters are applicable. See the corresponding note for each reaction for such information.

^b Units are cm³ molecule⁻¹ s⁻¹.

^c *f*(298 K) is the uncertainty factor at 298 K. To calculate the uncertainty at other temperatures, use the expression:

$$f(T) = f(298 \text{ K}) \exp \left| g \left(\frac{1}{T} - \frac{1}{298} \right) \right|$$

Note that the exponent is an absolute value.

1.11.2 Notes: ClO_x Reactions

F1. O + ClO. There have been six studies of this rate constant over an extended temperature range using a variety of techniques: Leu⁵; Margitan⁶; Schwab et al.¹⁰; Ongstad and Birks⁹; Nicovich et al.⁷; and Goldfarb et al.³ The recommended value is based on a least squares fit to the data reported in these studies and in the earlier studies of Zahniser and Kaufman¹¹ and Ongstad and Birks.⁸ Values reported in the early studies of Bemand et al.¹ and Clyne and Nip² are significantly higher and were not used in deriving the recommended value. Leu and Yung⁴ were unable to detect O₂(¹Δ) or O₂(¹Σ) and set upper limits to the branching ratios for their production of 4.4×10^{-4} and 2.5×10^{-2} , respectively.

(Table: 10-6, Note: 10-6, Evaluated: 10-6) [Back to Table](#)

- (1) Bemand, P. P.; Clyne, M. A. A.; Watson, R. T. Reactions of chlorine oxide radicals Part 4.-Rate constants for the reactions Cl + OClO, O + OClO, H + OClO, NO + OClO and O + ClO. *J. Chem. Soc. Faraday Trans. 1* **1973**, *69*, 1356-1374.
- (2) Clyne, M. A. A.; Nip, W. S. Reactions of chlorine oxide radicals Part 6.-The reaction O + ClO → Cl + O₂ from 220 to 426 K. *J. Chem. Soc. Faraday Trans. 1* **1976**, *72*, 2211-2217.
- (3) Goldfarb, L.; Burkholder, J. B.; Ravishankara, A. R. Kinetics of the O + ClO reaction. *J. Phys. Chem. A* **2001**, *105*, 5402-5409, doi:10.1021/jp0100351.
- (4) Leu, M.-T.; Yung, Y. L. Determination of O₂(a¹Δ_g) and O₂(b¹Σ_g⁺) yields in the reaction O + ClO → Cl + O₂: Implications for photochemistry in the atmosphere of Venus. *Geophys. Res. Lett.* **1987**, *14*, 949-952.
- (5) Leu, M. T. Kinetics of the reaction O + ClO → Cl + O₂. *J. Phys. Chem.* **1984**, *88*, 1394-1398, doi:10.1021/j150651a032.
- (6) Margitan, J. J. Kinetics of the reaction O + ClO → Cl + O₂. *J. Phys. Chem.* **1984**, *88*, 3638-3643, doi:10.1021/j150660a052.
- (7) Nicovich, J. M.; Wine, P. H.; Ravishankara, A. R. Pulsed laser photolysis kinetics study of the O(³P) + ClO reaction. *J. Chem. Phys.* **1988**, *89*, 5670-5679.
- (8) Ongstad, A. P.; Birks, J. W. Studies of reactions of importance in the stratosphere. V. Rate constants for the reactions O + NO₂ → NO + O₂ and O + ClO → Cl + O₂ at 298 K. *J. Chem. Phys.* **1984**, *81*, 3922-3930.
- (9) Ongstad, A. P.; Birks, J. W. Studies of reactions of importance in the stratosphere. VI. Temperature dependence of the reactions O + NO₂ → NO + O₂ and O + ClO → Cl + O₂. *J. Chem. Phys.* **1986**, *85*, 3359-3368, doi:10.1063/1.450957.
- (10) Schwab, J. J.; Toohey, D. W.; Brune, W. H.; Anderson, J. G. Reaction kinetics of O + ClO → Cl + O₂ between 252-347 K. *J. Geophys. Res.* **1984**, *89*, 9581-9587.
- (11) Zahniser, M. S.; Kaufman, F. Kinetics of the reactions of ClO with O and with NO. *J. Chem. Phys.* **1977**, *66*, 3673-3681.

F2. O + OClO. The recommended value is based on results of the DF-RF study of Gleason et al.⁴ Over the temperature range from 400 K down to 240 K, their data are well fitted by the recommended Arrhenius expression, but at lower temperatures down to 200 K their data show an abrupt change to a negative temperature dependence. At 200 K, the value measured is a factor of 3 higher than that calculated from the Arrhenius expression. It appears that the earlier experiments of Bemand et al.¹ were complicated by secondary chemistry. The low temperature data of Gleason et al. qualitatively support the results of Colussi² and Colussi et al.³ over an extended pressure range that demonstrate the importance of the termolecular reaction O + OClO + M → ClO₃ + M (see entry for this reaction in Table 2-1). Mauldin et al.⁵ also observed product formation at low temperatures and higher pressures that is consistent with adduct formation. It should be noted that the termolecular rate constants derived by Gleason et al. on the basis of their low temperature data are not consistent with the termolecular rate constant expression recommended in this evaluation (factor of 3 difference).

(Table: 10-6, Note: 10-6, Evaluated: 10-6) [Back to Table](#)

- (1) Bemand, P. P.; Clyne, M. A. A.; Watson, R. T. Reactions of chlorine oxide radicals Part 4.-Rate constants for the reactions Cl + OClO, O + OClO, H + OClO, NO + OClO and O + ClO. *J. Chem. Soc. Faraday Trans. 1* **1973**, *69*, 1356-1374.
- (2) Colussi, A. J. Formation and decay of (³P_i)O atoms in the laser flash photolysis of chlorine dioxide (OClO) at 308 nm. *J. Phys. Chem.* **1990**, *94*, 8922-8926.
- (3) Colussi, A. J.; Sander, S. P.; Friedl, R. R. Temperature dependence and mechanism of the reaction between O(³P) and chlorine dioxide. *J. Phys. Chem.* **1992**, *96*, 4442-4445.
- (4) Gleason, J. F.; Nesbitt, F. L.; Stief, L. J. Temperature dependence of the reaction between O(³P) and OClO at low pressure. *J. Phys. Chem.* **1994**, *98*, 126-131, doi:10.1021/j100052a022.

- (5) Mauldin, R. L.; Burkholder, J. B.; Ravishankara, A. R. The reaction of O(³P) with OClO. *Int. J. Chem. Kinet.* **1997**, *29*, 139-147.
- F3. O + Cl₂O.** The recommended value is based on the results of Stevens and Anderson⁴ and Miziolek and Molina,³ which are in good agreement. The significantly lower values of Wecker et al.⁵ are not included, nor are earlier results by Basco and Dogra¹ and Freeman and Phillips² due to data analysis difficulties in both studies.
(Table: 10-6, Note: 94-26, Evaluated: 10-6) [Back to Table](#)
- (1) Basco, N.; Dogra, S. K. Reactions of halogen oxides studied by flash photolysis. I. The flash photolysis of chlorine dioxide. *Proc. Roy. Soc. Lond. A.* **1971**, *323*, 29-68.
 - (2) Freeman, C. G.; Phillips, L. F. Kinetics of chlorine oxide reactions. The reaction of oxygen atoms with Cl₂O. *J. Phys. Chem.* **1968**, *72*, 3025-3028, doi:10.1021/j100854a061.
 - (3) Miziolek, A. W.; Molina, M. J. The rate constant for the reaction of oxygen (³P) atoms with dichlorine monoxide. *J. Phys. Chem.* **1978**, *82*, 1769-1771, doi:10.1021/j100505a001.
 - (4) Stevens, P. S.; Anderson, J. G. Kinetic and mechanistic study of X + ClOCl → products (X = Br, Cl, F, O, OH, N) over the temperature range 240-373 K. *J. Phys. Chem.* **1992**, *96*, 1708-1718, doi:10.1021/j100183a040.
 - (5) Wecker, D.; Johanssen, R.; Schindler, R. N. ESR-spektroskopische untersuchungen der reaktion von O(³P)-atomen mit dichlormonoxid. *Ber. Bunsenges. Phys. Chem.* **1982**, *86*, 532-538.
- F4. O + HCl.** The recommended value is based on the results of Brown and Smith,² Wong and Belles,⁷ Ravishankara et al.,⁵ Hack et al.,³ Singleton and Cvetanovic,⁶ and Mahmud et al.⁴ near 300 K, but not on the results reported by Balakhnin et al.,¹ which are substantially higher. A large uncertainty is attached to the temperature dependence below room temperature due to the limited number and range (no data below 290 K) of measurements.
(Table: 10-6, Note: 10-6, Evaluated: 10-6) [Back to Table](#)
- (1) Balakhnin, V. P.; Egorov, V. I.; Intezarova, E. I. *Kinetics and Catalysis* **1971**, *12*, 299.
 - (2) Brown, R. D. H.; Smith, I. W. M. Absolute rate constants for the reactions O(³P) atoms with HCl and HBr. *Int. J. Chem. Kinet.* **1975**, *7*, 301-315.
 - (3) Hack, W.; Mex, G.; Wagner, H. G. Determination of rate constant of reactions O + HCl in temperature range 293 to 718 K and OH + HCl at 293 K. *Ber. Bunsenges. Phys. Chem.* **1977**, *81*, 677-684.
 - (4) Mahmud, K.; Kim, J. S.; Fontijn, A. A high-temperature photochemical kinetics study of the O + HCl reaction from 350 K to 1480 K. *J. Phys. Chem.* **1990**, *94*, 2994-2998.
 - (5) Ravishankara, A. R.; Smith, G.; Watson, R. T.; Davis, D. D. A temperature dependent kinetics study of the reaction of HCl with OH and O(³P). *J. Phys. Chem.* **1977**, *81*, 2220-2225, doi:10.1021/j100539a002.
 - (6) Singleton, D. L.; Cvetanovic, R. J. Temperature dependence of rate constants for the reaction of atomic oxygen with hydrogen chloride. *Int. J. Chem. Kinet.* **1981**, *13*, 945-956.
 - (7) Wong, E. L.; Belles, F. R.; NASA TN D-6495 NASA Washington, D. C., 1971.
- F5. O + HOCl.** The recommended value is based on results of Schindler et al.¹ In this study the rate constant was found to be practically independent of temperature in the range 213–298 K. Product analysis indicated that Cl atom abstraction is the primary reaction channel, a conclusion that is supported by ab initio studies carried out by Xu and Lin,³ Wang et al.,² and Schindler et al.
(Table: 97-4, Note: 10-6, Evaluated: 10-6) [Back to Table](#)
- (1) Schindler, R. N.; Dethlefs, J.; Schmidt, M. Some results on the mechanism of the reaction between O(³P) atoms and HOCl. An experimental and ab initio model study. *Ber. Bunsenges. Phys. Chem.* **1996**, *100*, 1242-1249.
 - (2) Wang, L.; Liu, J. Y.; Li, Z. S.; Sun, C. C. Ab initio and DFT theoretical studies and rate constants calculation on the reactions O (³P) atoms with HOX (X = Cl, Br). *Chem. Phys. Lett.* **2005**, *411*, 225-232, doi:10.1016/j.cplett.2005.05.071.
 - (3) Xu, Z. F.; Lin, M. C. Computational studies on metathetical and redox processes of HOCl in the gas phase. 1. Reactions with H, O, HO, and HO₂. *J. Phys. Chem. A* **2009**, *113*, 8811-8817, doi:10.1021/jp905136h.
- F6. O + ClONO₂.** The recommended values are based on the results reported by Goldfarb et al.,² Molina et al.,⁴ and Kurylo.³ The room temperature results of Tyndall et al.⁶ and Adler-Golden and Wiesenfeld¹ are in excellent agreement with the recommended value. The value reported by Ravishankara et al.⁵ at 245 K is a

factor of 2 greater than the results from the other studies, and this may possibly be attributed to (a) secondary kinetic complications, (b) the presence of NO₂ as a reactive impurity in the ClONO₂, or (c) formation of reactive photolytic products. Goldfarb et al. measured an essentially unit yield ($\pm 30\%$) of NO₂ from the reaction between the temperatures 248 K and 298 K.

(Table: 10-6, Note: 10-6, Evaluated: 10-6) [Back to Table](#)

- (1) Adler-Golden, S. M.; Wiesenfeld, J. R. Production of atomic oxygen following flash photolysis of ClONO₂. *Chem. Phys. Lett.* **1981**, *82*, 281-284.
- (2) Goldfarb, L.; Harwood, M. H.; Burkholder, J. B.; Ravishankara, A. R. Reaction of O(³P) with ClONO₂: Rate coefficients and yield of NO₃ product. *J. Phys. Chem. A* **1998**, *102*, 8556-8563.
- (3) Kurylo, M. J. Flash photolysis resonance fluorescence investigation of the reaction of O(³P) atoms with ClONO₂. *Chem. Phys. Lett.* **1977**, *49*, 467-470.
- (4) Molina, L. T.; Spencer, J. E.; Molina, M. J. The rate constant for the reaction of O(³P) atoms with ClONO₂. *Chem. Phys. Lett.* **1977**, *45*, 158-162.
- (5) Ravishankara, A. R.; Davis, D. D.; Smith, G.; Tesi, G.; Spencer, J. A study of the chemical degradation of ClONO₂ in the stratosphere. *Geophys. Res. Lett.* **1977**, *4*, 7-9.
- (6) Tyndall, G. S.; Kegley-Owen, C. S.; Orlando, J. J.; Calvert, J. G. Quantum yields for Cl(²P_{3/2,1/2), ClO and O(³P) in the photolysis of chlorine nitrate at 308 nm. *J. Chem. Soc. Faraday Trans.* **1997**, *93*, 2675-2682.}

F7. O₃ + OCIO. The recommended value is based on results over the temperature range 262–296 K reported by Wongdontri-Stuper et al.² The indicated uncertainty limits also encompass the somewhat lower room temperature result of Birks et al.¹

(Table: 90-1, Note: 90-1, Evaluated: 10-6) [Back to Table](#)

- (1) Birks, J. W.; Shoemaker, B.; Leck, T. J.; Borders, R. A.; Hart, L. J. Studies of reactions of importance in the stratosphere. II. Reactions involving chlorine nitrate and chlorine dioxide. *J. Chem. Phys.* **1977**, *66*, 4591-4599.
- (2) Wongdontri-Stuper, W.; Jayanty, R. K. M.; Simonaitis, R.; Hecklen, J. The Cl₂ photosensitized decomposition of O₃: the reactions of ClO and OCIO with O₃. *J. Photochem.* **1979**, *10*, 163-186.

F8. O₃ + Cl₂O₂. The recommended upper limit is taken from the study of DeMore and Tschuikow-Roux¹ measured at 195 K.

(Table: 90-1, Note: 90-1, Evaluated: 10-6) [Back to Table](#)

- (1) DeMore, W. B.; Tschuikow-Roux, E. Ultraviolet spectrum and chemical reactivity of the ClO dimer. *J. Phys. Chem.* **1990**, *94*, 5856-5860.

F9. OH + Cl₂. The recommended room temperature value is the average of the results reported by Bryukov et al.,² Gilles et al.,³ Boodaghians et al.,¹ Loewenstein and Anderson,⁵ Ravishankara et al.,⁶ and Leu and Lin.⁴ The temperature dependence is based on an error-weighted average of the Gilles et al. and Boodaghians et al. E/R values. Loewenstein and Anderson determined that the exclusive products are Cl + HOCl.

(Table: 10-6, Note: 10-6, Evaluated: 10-6) [Back to Table](#)

- (1) Boodaghians, R. B.; Hall, I. W.; Wayne, R. P. Kinetics of the reactions of the hydroxyl radical with molecular chlorine and bromine. *J. Chem. Soc. Faraday Trans. 2* **1987**, *83*, 529-538.
- (2) Bryukov, M. G.; Knyazev, V. D.; Lomnicki, S. M.; McFerrin, C. A.; Dellinger, B. Temperature-dependent kinetics of the gas-phase reactions of OH with Cl₂, CH₄, and C₃H₈. *J. Phys. Chem. A* **2004**, *108*, 10464-10472, doi:10.1021/jp047340h.
- (3) Gilles, M. K.; Burkholder, J. B.; Ravishankara, A. R. Rate coefficients for the reaction of OH with Cl₂, Br₂ and I₂ from 235 to 354 K. *Int. J. Chem. Kinet.* **1999**, *31*, 417-424.
- (4) Leu, M.-T.; Lin, C. L. Rate constants for the reactions of OH with ClO, Cl₂, and Cl₂O at 298K. *Geophys. Res. Lett.* **1979**, *6*, 425-428.
- (5) Loewenstein, L. M.; Anderson, J. G. Rate and product measurements for the reactions of OH with Cl₂, Br₂, and BrCl at 298 K. Trend interpretations. *J. Phys. Chem.* **1984**, *88*, 6277-6286, doi:10.1021/j150669a045.
- (6) Ravishankara, A. R.; Eisele, F. L.; Wine, P. H. The kinetics of the reaction of OH with ClO. *J. Chem. Phys.* **1983**, *78*, 1140-1144.

F10. OH + ClO. The reaction has two known product channels under atmospheric conditions: OH + ClO → Cl + HO₂ and OH + ClO → HCl + O₂. Most studies measured the rate coefficients for the overall reaction (OH +

ClO → products), which is presumably the sum of the two channels. The assessment of the overall reaction (OH + ClO → products) is based on a fit to the data of Hills and Howard³ (219–373 K), Lipson et al.⁷ (208–298 K), Kegley-Owen et al.⁴ (234–356 K), Poulet et al.⁸ (298 K), Wang and Keyser¹¹ (218–298 K), and Bedjanian et al.¹ (230–360 K). Data reported in the studies of Burrows et al.,² Ravishankara et al.,⁹ and Leu and Lin⁵ were not used in deriving the recommended value because the concentration of ClO was determined by an indirect method. The recommendation for the Cl + HO₂ channel is obtained from the equilibrium constant for this channel, combined with the recommended value for the reverse reaction. The minor reaction channel forming HCl poses significant experimental difficulties due to complications associated with the measurement of the HCl reaction product. Early studies inferred the HCl branching ratio without measuring HCl. These included the 298 K measurements of the yield of the Cl + HO₂ channel by Leu and Lin⁵ (>0.65), Burrows et al.² (0.85 ± 0.2), and Hills and Howard³ (0.86 ± 0.14). Poulet et al.⁸ measured the Cl + HO₂ product yield to be 0.98 ± 0.12 using mass spectrometry, but their HCl sensitivity was marginal. These studies were not considered in the evaluation. Later studies by Lipson et al.⁷ using mass spectrometry and by Wang and Keyser¹² using diode laser spectroscopy improved the precision of the HCl product channel measurements. Lipson et al.⁶ measured rate constants for the HCl channel over the temperature range 207–298 K and reported a branching ratio of (7 ± 3%), while Wang and Keyser¹² measured the HCl yield between 218–298 K, obtaining (9.0 ± 4.8) %, independent of temperature. The Wang and Keyser rate constant was computed from the HCl yield and their overall rate constant.¹¹ Measurements by Tyndall et al.¹⁰ and Bedjanian et al.¹ were also considered. (Although the values for the HCl channel obtained by Lipson et al. from combining the values obtained in Lipson et al.^{6,7} and Bedjanian et al.¹ are in agreement, their values for the overall reaction differ by 40–70%.) The recommendation for the HCl channel is unchanged from JPL 06-2, and the error limits have been reduced.

(Table: 09-31, Note: 09-31, Evaluated: 09-31) [Back to Table](#)

- (1) Bedjanian, Y.; Riffault, V.; Le Bras, G. Kinetics and mechanism of the reaction of OH with ClO. *Int. J. Chem. Kinet.* **2001**, *33*, 587-599.
- (2) Burrows, J. P.; Wallington, T. J.; Wayne, R. P. Kinetics of the reaction of OH with ClO. *J. Chem. Soc. Faraday Trans. 2* **1984**, *80*, 957-971.
- (3) Hills, A. J.; Howard, C. J. Rate coefficient temperature dependence and branching ratio for the OH + ClO reaction. *J. Chem. Phys.* **1984**, *81*, 4458-4465.
- (4) Kegley-Owen, C. S.; Gilles, M. K.; Burkholder, J. B.; Ravishankara, A. R. Rate coefficient measurement for the reaction OH + ClO → products. *J. Phys. Chem. A* **1999**, *103*, 5040-5048.
- (5) Leu, M.-T.; Lin, C. L. Rate constants for the reactions of OH with ClO, Cl₂, and Cl₂O at 298K. *Geophys. Res. Lett.* **1979**, *6*, 425-428.
- (6) Lipson, J. B.; Beiderhase, T. W.; Molina, L. T.; Molina, M. J.; Olzmann, M. Production of HCl in the OH + ClO reaction: Laboratory measurements and statistical rate theory calculations. *J. Phys. Chem. A* **1999**, *103*, 6540-6551.
- (7) Lipson, J. B.; Elrod, M. J.; Beiderhase, T. W.; Molina, L. T.; Molina, M. J. Temperature dependence of the rate constant and branching ratio for the OH + ClO reaction. *J. Chem. Soc. Faraday Trans.* **1997**, *93*, 2665-2673.
- (8) Poulet, G.; Laverdet, G.; Le Bras, G. Rate constant and branching ratio for the reaction of OH with ClO. *J. Phys. Chem.* **1986**, *90*, 159-165, doi:10.1021/j100273a036.
- (9) Ravishankara, A. R.; Eisele, F. L.; Wine, P. H. The kinetics of the reaction of OH with ClO. *J. Chem. Phys.* **1983**, *78*, 1140-1144.
- (10) Tyndall, G. S.; Kegley-Owen, C. S.; Orlando, J. J.; Fried, A. Tunable diode laser study of the reaction OH + ClO → HCl + O₂. *J. Phys. Chem. A* **2002**, *106*, 1567-1575, doi:10.1021/jp013410y.
- (11) Wang, J. J.; Keyser, L. F. Absolute rate constant of the OH + ClO reaction at temperatures between 218 and 298 K. *J. Phys. Chem. A* **2001**, *105*, 10544-10552, doi:10.1021/jp012426l.
- (12) Wang, J. J.; Keyser, L. F. HCl yield from the OH + ClO reaction at temperatures between 218 and 298 K. *J. Phys. Chem. A* **2001**, *105*, 6479-6489, doi:10.1021/jp0106449.

F11. OH + OCIO. The recommended value is that reported by Gierczak et al.¹ over the range 242–392 K. An earlier study by Poulet et al.² between 298 K and 473 K is in fair agreement with the recommendation. Differences between the studies may lie in the methods used to determine the OCIO concentration. Gierczak et al. used in situ optical measurements of OCIO, whereas Poulet et al. relied on measured flows of dilute mixtures. Product HOCl was detected in the Poulet et al. study by modulated molecular beam mass spectrometry. The branching ratio for the channel to produce HOCl + O₂ was determined to be close to unity, but experimental uncertainty would allow it to be as low as 0.80.

(Table: 10-6, Note: 10-6, Evaluated: 10-6) [Back to Table](#)

- (1) Gierczak, T.; Burkholder, J. B.; Ravishankara, A. R. Rate coefficients for the reaction of OH with OClO between 242 and 392 K. *Int. J. Chem. Kinet.* **2006**, *38*, 234-241, doi:10.1002/kin.20158.
- (2) Poulet, G.; Zagogianni, H.; Le Bras, G. Kinetics and mechanism of the OH + ClO₂ reaction. *Int. J. Chem. Kinet.* **1986**, *18*, 847-859.

F12. OH + Cl₂O. The reaction has been studied as a function of temperature by Stevens and Anderson⁴ and Hansen et al.² The results of these two studies are in excellent agreement at temperatures below 300 K. Hansen et al. suggest that data taken above 300 K by Stevens and Anderson were complicated by wall decomposition of Cl₂O. The recommended value of E/R is the average of the individual E/R values from the two studies for data below 300 K. The recommended value for k(298 K) is an average of the results from Stevens and Anderson, Hansen et al., Ennis and Birks,¹ and Leu and Lin.³
(Table: 10-6, Note: 10-6, Evaluated: 10-6) [Back to Table](#)

- (1) Ennis, C. A.; Birks, J. W. Rate constants for the reactions OH + HOCl → H₂O + ClO and H + HOCl → products. *J. Phys. Chem.* **1988**, *93*, 1119-1126, doi:10.1021/j100316a024.
- (2) Hansen, J. C.; Friedl, R. R.; Sander, S. P. Kinetics of the OH + ClOOCl and OH + Cl₂O reactions: Experiment and theory. *J. Phys. Chem. A* **2008**, *112*, 9229-9237, doi:10.1021/jp8007706.
- (3) Leu, M.-T.; Lin, C. L. Rate constants for the reactions of OH with ClO, Cl₂, and Cl₂O at 298K. *Geophys. Res. Lett.* **1979**, *6*, 425-428.
- (4) Stevens, P. S.; Anderson, J. G. Kinetic and mechanistic study of X + ClOCl → products (X = Br, Cl, F, O, OH, N) over the temperature range 240-373 K. *J. Phys. Chem.* **1992**, *96*, 1708-1718, doi:10.1021/j100183a040.

F13. OH + Cl₂O₂. The recommended value is based on results from the study of Hansen et al.¹ using a discharge flow technique coupled with direct detection of OH and Cl₂O₂ via resonance fluorescence and mass spectrometric techniques, respectively. Ab initio calculations by Hansen et al. support the finding of a negative temperature dependence.
(Table: 10-6, Note: 10-6, Evaluated: 10-6) [Back to Table](#)

- (1) Hansen, J. C.; Friedl, R. R.; Sander, S. P. Kinetics of the OH + ClOOCl and OH + Cl₂O reactions: Experiment and theory. *J. Phys. Chem. A* **2008**, *112*, 9229-9237, doi:10.1021/jp8007706.

F14. OH + HCl. The recommended value is based on a least squares fit to the data over the temperature range 204–300 K reported in the studies of Molina et al.,⁸ Keyser,⁷ Ravishankara et al.,¹⁰ Battin-Leclerc et al.,¹ and Bryukov et al.² In these studies particular attention was paid to the determination of the absolute concentration of HCl by UV and IR spectrophotometry. Earlier studies by Takacs and Glass,¹⁵ Zahniser et al.,¹⁶ Smith and Zellner,¹³ Ravishankara et al.,⁹ Hack et al.,⁴ Husain et al.,⁵ Cannon et al.,³ Husain et al.,⁶ and Smith and Williams¹² had reported somewhat lower room temperature values. The data of Sharkey and Smith¹¹ over the temperature range 138–216 K, Battin-Leclerc et al.¹ below 240 K, and Bryukov et al. over the temperature range 298–1015 K, depart from normal Arrhenius behavior. Quantum chemical and transition state calculations performed by Battin-Leclerc et al.,¹ Bryukov et al.,² and Steckler et al.¹⁴ generally support the existence of a weakly bound complex; however, a large tunneling effect is required to explain the low temperature data. Additional work at low temperature is needed to confirm the strong non-Arrhenius behavior.
(Table: 09-31, Note: 09-31, Evaluated: 09-31) [Back to Table](#)

- (1) Battin-Leclerc, F.; Kim, I. K.; Talukdar, R. K.; Portmann, R. W.; Ravishankara, A. R.; Steckler, R.; Brown, D. Rate coefficients for the reactions of OH and OD with HCl and DCl between 200 and 400 K. *J. Phys. Chem. A* **1999**, *103*, 3237-3244.
- (2) Bryukov, M. G.; Dellinger, B.; Knyazev, V. D. Kinetics of the gas-phase reaction of OH with HCl. *J. Phys. Chem. A* **2006**, *110*, 936-943, doi:10.1021/jp053615x.
- (3) Cannon, B. D.; Robertshaw, J. S.; Smith, I. W. M.; Williams, M. D. A time-resolved LIF study of the kinetics of OH(v=0) and OH(v=1) with HCl and HBr. *Chem. Phys. Lett.* **1984**, *105*, 380-385.
- (4) Hack, W.; Mex, G.; Wagner, H. G. Determination of rate constant of reactions O + HCl in temperature range 293 to 718 K and OH + HCl at 293 K. *Ber. Bunsenges. Phys. Chem.* **1977**, *81*, 677-684.
- (5) Husain, D.; Plane, J. M. C.; Slater, N. K. H. Kinetic investigation of the reactions of OH(X²Π) with the hydrogen halides, HCl, DCl, HBr and DBr by time-resolved resonance fluorescence (A²Σ⁺ - X²Π). *J. Chem. Soc. Faraday Trans. 2* **1981**, *77*, 1949-1962.
- (6) Husain, D.; Plane, J. M. C.; Xiang, C. C. Kinetic studies of the reactions of OH(X²Π) with hydrogen chloride and deuterium chloride at elevated temperatures by time-resolved resonance fluorescence (A²Σ⁺ - X²Π). *J. Chem. Soc. Faraday Trans. 2* **1984**, *80*, 713-728.

- (7) Keyser, L. F. High pressure flow kinetics: a study of the OH + HCl reaction from 2 to 100 torr. *J. Phys. Chem.* **1984**, *88*, 4750-4758.
- (8) Molina, M. J.; Molina, L. T.; Smith, C. A. The rate of the reaction of OH with HCl. *Int. J. Chem. Kinet.* **1984**, *16*, 1151-1160.
- (9) Ravishankara, A. R.; Smith, G.; Watson, R. T.; Davis, D. D. A temperature dependent kinetics study of the reaction of HCl with OH and O(³P). *J. Phys. Chem.* **1977**, *81*, 2220-2225, doi:10.1021/j100539a002.
- (10) Ravishankara, A. R.; Wine, P. H.; Wells, J. R.; Thompson, R. L. Kinetic study of the reaction of OH with HCl from 240–1055 K. *Int. J. Chem. Kinet.* **1985**, *17*, 1281-1297.
- (11) Sharkey, P.; Smith, I. W. M. Kinetics of elementary reactions at low temperature: Rate constants for the reactions of OH with HCl ($298 \geq T/K \geq 138$), CH₄ ($298 \geq T/K \geq 178$), and C₂H₆ ($298 \geq T/K \geq 138$). *J. Chem. Soc. Faraday Trans.* **1993**, *89*, 631-638.
- (12) Smith, I. W. M.; Williams, M. D. Effects of isotopic substitution and vibrational excitation on reaction rates Kinetics of OH($v = 0,1$) and OD($v = 0,1$) with HCl and DCl. *J. Chem. Soc. Faraday Trans. 2* **1986**, *82*, 1043-1055.
- (13) Smith, I. W. M.; Zellner, R. Rate measurements of reactions of OH by resonance absorption. *J. Chem. Soc. Faraday Trans. 2* **1974**, *70*, 1045-1056.
- (14) Steckler, R.; Thurman, G. M.; Watts, J. D.; Bartlett, R. J. *Ab initio* direct dynamics study of OH + HCl → Cl + H₂O. *J. Chem. Phys.* **1997**, *106*, 3926-3933, doi:10.1063/1.473981.
- (15) Takacs, G. A.; Glass, G. P. Reactions of hydroxyl radicals with some hydrogen halides. *J. Phys. Chem.* **1973**, *77*, 1948-1951.
- (16) Zahniser, M. S.; Kaufman, F.; Anderson, J. G. Kinetics of the reaction of OH with HCl. *Chem. Phys. Lett.* **1974**, *27*, 507-510.

F15. OH + HOCl. In the only reported study of this system, Ennis and Birks¹ reported the value of this rate constant at room temperature to lie in the range $(1.7-9.5) \times 10^{-13} \text{ cm}^3 \text{ molecule}^{-1} \text{ s}^{-1}$. A temperature-dependent expression has been estimated by choosing a pre-exponential factor by analogy with the OH + H₂O₂ reaction and selecting the midpoint of the experimental range for the room temperature rate constant. Theoretical calculations by Wang et al.,² however, suggest that tunneling may play an important role at lower temperatures and give rise to a significant curvature in the Arrhenius curve. The large uncertainty factor is needed to encompass the entire range.

(Table: 87-41, Note: 10-6, Evaluated: 10-6) [Back to Table](#)

- (1) Ennis, C. A.; Birks, J. W. Rate constants for the reactions OH + HOCl → H₂O + ClO and H + HOCl → products. *J. Phys. Chem.* **1988**, *93*, 1119-1126, doi:10.1021/j100316a024.
- (2) Wang, L.; Liu, J. Y.; Li, Z. S.; Sun, C. C. Direct *ab initio* dynamics studies on the hydrogen-abstraction reactions of OH radicals with HOX (X = F, Cl, and Br). *J. Comp. Chem.* **2004**, *25*, 558-564, doi:10.1002/jcc.10403.

F16. OH + ClNO₂. The recommended value is based on results of the direct studies of Ganske et al.^{1,2} using the discharge flow-resonance fluorescence technique. Mass spectrometric studies showed HOCl to be the major chlorine-containing product, with no evidence for a channel to produce HONO₂ + Cl.

(Table: 94-26, Note: 94-26, Evaluated: 94-26) [Back to Table](#)

- (1) Ganske, J. A.; Berko, H. N.; Ezell, M. J.; Finlayson-Pitts, B. J. Kinetics of the gas-phase reaction of OH with ClNO₂ from 259 to 348 K. *J. Phys. Chem.* **1992**, *96*, 2568-2572.
- (2) Ganske, J. A.; Ezell, M. J.; Berko, H. N.; Finlayson-Pitts, B. J. The reaction of OH with ClNO₂ at 298 K: kinetics and mechanisms. *Chem. Phys. Lett.* **1991**, *179*, 204-210.

F17. OH + ClONO₂. The results reported by Zahniser et al.² and Ravishankara et al.¹ are in good agreement at ~245 K (within 25%), considering the difficulties associated with handling ClONO₂. The recommended value is that of Zahniser et al. Neither study reported data on the reaction products.

(Table: 82-57, Note: 82-57, Evaluated: 10-6) [Back to Table](#)

- (1) Ravishankara, A. R.; Davis, D. D.; Smith, G.; Tesi, G.; Spencer, J. A study of the chemical degradation of ClONO₂ in the stratosphere. *Geophys. Res. Lett.* **1977**, *4*, 7-9.
- (2) Zahniser, M. S.; Chang, J.; Kaufman, F. Chlorine nitrate: Kinetics of formation by ClO + NO₂ + M and of reaction with OH. *J. Chem. Phys.* **1977**, *67*, 997-1003.

F18. OH + CH₃Cl. The recommended value for k(298 K) is an average of the values from the relative rate study of Hsu and DeMore⁶ (recalculated based on the current recommendation for the rate constant of the OH +

CH₃CHF₂ reference reaction, as described in the note for that reaction) and the absolute rate studies of Herndon et al.⁴ and Orkin et al.⁸ The recommended value for E/R was obtained from a fit to the data of Herndon et al.⁴ below room temperature. Data from the earlier studies of Howard and Evenson,⁵ Perry et al.,¹⁰ Davis et al.,³ Paraskevopoulos et al.,⁹ Jeong and Kaufman⁷, and Taylor et al.¹¹ (with the exception of their 298 K data point) are reasonably well encompassed within the 2σ uncertainty limits. The room temperature value from Taylor et al.¹¹ is inconsistent with the higher temperature results in the same study and with the other investigations and lies outside of the 2σ band, as do the higher room temperature values of Cox et al.² and Brown et al.¹

(Table: 15-10, Note: 15-10, Evaluated: 15-10) [Back to Table](#)

- (1) Brown, A. C.; Canosa-Mas, C. E.; Wayne, R. P. A kinetic study of the reactions of OH with CH₃I and CF₃I. *Atmos. Environ.* **1990**, *24A*, 361-367, doi:10.1016/0960-1686(90)90115-4.
- (2) Cox, R. A.; Derwent, R. G.; Eggleton, A. E. J.; Lovelock, J. E. Photochemical oxidation of halocarbons in the troposphere. *Atmos. Environ.* **1976**, *10*, 305-308.
- (3) Davis, D. D.; Machado, G.; Conaway, B.; Oh, Y.; Watson, R. A temperature dependent kinetics study of the reaction of OH with CH₃Cl, CH₂Cl₂, CHCl₃, and CH₃Br. *J. Chem. Phys.* **1976**, *65*, 1268-1274.
- (4) Herndon, S. C.; Gierczak, T.; Talukdar, R. K.; Ravishankara, A. R. Kinetics of the reactions of OH with several alkyl halides. *Phys. Chem. Chem. Phys.* **2001**, *3*, 4529-4535, doi:10.1039/b105188c.
- (5) Howard, C. J.; Evenson, K. M. Rate constants for the reactions of OH with CH₄ and fluorine, chlorine, and bromine substituted methanes at 296 K. *J. Chem. Phys.* **1976**, *64*, 197-202.
- (6) Hsu, K. J.; DeMore, W. B. Rate constants for the reactions of OH with CH₃Cl, CH₂Cl₂, CHCl₃, and CH₃Br. *Geophys. Res. Lett.* **1994**, *21*, 805-808.
- (7) Jeong, K. M.; Kaufman, F. Kinetics of the reaction of hydroxyl radical with methane and with nine Cl- and F-substituted methanes. 1. Experimental results, comparisons, and applications. *J. Phys. Chem.* **1982**, *86*, 1808-1815, doi:10.1021/j100207a016.
- (8) Orkin, V. L.; Khamaganov, V. G.; Kasimovskaya, E. E.; Guschin, A. G. Photochemical properties of some Cl-containing halogenated alkanes. *J. Phys. Chem. A* **2013**, *117*, 5483-5490, doi:10.1021/jp400408y.
- (9) Paraskevopoulos, G.; Singleton, D. L.; Irwin, R. S. Rates of OH radical reactions. 8. Reactions with CH₂FCl, CHF₂Cl, CHFCl₂, CH₃CF₂Cl, CH₃Cl, and C₂H₅Cl at 297 K. *J. Phys. Chem.* **1981**, *85*, 561-564, doi:10.1021/j150605a021.
- (10) Perry, R. A.; Atkinson, R.; Pitts, J. N., Jr. Rate constants for the reaction of OH radicals with CHFCl₂ and CH₃Cl over the temperature range 298-423 °K, and with CH₂Cl₂ at 298 °K. *J. Chem. Phys.* **1976**, *64*, 1618-1620.
- (11) Taylor, P. H.; D'Angelo, J. A.; Martin, M. C.; Kasner, J. H.; Dellinger, B. Laser photolysis/laser-induced fluorescence studies of reaction rates of OH with CH₃Cl, CH₂Cl₂, and CHCl₃ over an extended temperature range. *Int. J. Chem. Kinet.* **1989**, *21*, 829-846.

F19. OH + CH₂Cl₂. The recommended values for k(298 K) and E/R are derived from a combined fit to the data from the absolute rate studies of Villenave et al.⁹ and Herndon et al.³ and the relative rate study of Hsu and DeMore⁵ (two determinations, which have been recalculated based on the current recommendations for the rate constants of the OH + CH₃CHF₂ and OH + CH₃CHF₂ reference reactions). The renormalization procedure is discussed in the note for the OH + CH₃CHF₂ reaction. The lowest temperature data (219–220 K) of Herndon et al. were not used in the fit since they appear to be systematically higher than expected from the data at 227 K and above, a difference that could possibly be due to the presence of residual reactive stabilizer in the sample of CH₂Cl₂. The results of Cox et al.¹ and Davis et al.² support the recommendation. The results from Taylor et al.,⁸ Jeong and Kaufman,⁶ Perry et al.,⁷ and Howard and Evenson⁴ lie considerably higher than the recommendation and were not used in deriving the recommended parameters.

(Table: 15-10, Note: 15-10, Evaluated: 15-10) [Back to Table](#)

- (1) Cox, R. A.; Derwent, R. G.; Eggleton, A. E. J.; Lovelock, J. E. Photochemical oxidation of halocarbons in the troposphere. *Atmos. Environ.* **1976**, *10*, 305-308.
- (2) Davis, D. D.; Machado, G.; Conaway, B.; Oh, Y.; Watson, R. A temperature dependent kinetics study of the reaction of OH with CH₃Cl, CH₂Cl₂, CHCl₃, and CH₃Br. *J. Chem. Phys.* **1976**, *65*, 1268-1274.
- (3) Herndon, S. C.; Gierczak, T.; Talukdar, R. K.; Ravishankara, A. R. Kinetics of the reactions of OH with several alkyl halides. *Phys. Chem. Chem. Phys.* **2001**, *3*, 4529-4535, doi:10.1039/b105188c.
- (4) Howard, C. J.; Evenson, K. M. Rate constants for the reactions of OH with CH₄ and fluorine, chlorine, and bromine substituted methanes at 296 K. *J. Chem. Phys.* **1976**, *64*, 197-202.
- (5) Hsu, K. J.; DeMore, W. B. Rate constants for the reactions of OH with CH₃Cl, CH₂Cl₂, CHCl₃, and CH₃Br. *Geophys. Res. Lett.* **1994**, *21*, 805-808.

- (6) Jeong, K. M.; Kaufman, F. Kinetics of the reaction of hydroxyl radical with methane and with nine Cl- and F-substituted methanes. 1. Experimental results, comparisons, and applications. *J. Phys. Chem.* **1982**, *86*, 1808-1815, doi:10.1021/j100207a016.
- (7) Perry, R. A.; Atkinson, R.; Pitts, J. N., Jr. Rate constants for the reaction of OH radicals with CHFCl₂ and CH₃Cl over the temperature range 298-423 °K, and with CH₂Cl₂ at 298 °K. *J. Chem. Phys.* **1976**, *64*, 1618-1620.
- (8) Taylor, P. H.; Jiang, Z.; Dellinger, B. Determination of the gas-phase reactivity of hydroxyl with chlorinated methanes at high temperature: Effects of laser/thermal photochemistry. *Int. J. Chem. Kinet.* **1993**, *25*, 9-23.
- (9) Villenave, E.; Orkin, V. L.; Huie, R. E.; Kurylo, M. J. Rate constant for the reaction of OH radicals with dichloromethane. *J. Phys. Chem. A* **1997**, *101*, 8513-8517.

F20. OH + CHCl₃. The recommended value for k(298 K) is an average of the values from the relative rate study of Hsu and DeMore³ (which has been recalculated based on the current recommendation for the rate constant of the OH + CH₃CHF₂ reference reaction, as described in the note for that reaction) and the absolute rate studies of Taylor et al.⁶ (which superseded Taylor et al.⁵), Jeong and Kaufman,⁴ Davis et al.,¹ and Howard and Evenson.² The recommended value of E/R is an average of values for this parameter derived in all of the above studies with the exception of Howard and Evenson, which was conducted only at room temperature. (Table: 02-25, Note: 02-25, Evaluated: 02-25) [Back to Table](#)

- (1) Davis, D. D.; Machado, G.; Conaway, B.; Oh, Y.; Watson, R. A temperature dependent kinetics study of the reaction of OH with CH₃Cl, CH₂Cl₂, CHCl₃, and CH₃Br. *J. Chem. Phys.* **1976**, *65*, 1268-1274.
- (2) Howard, C. J.; Evenson, K. M. Rate constants for the reactions of OH with CH₄ and fluorine, chlorine, and bromine substituted methanes at 296 K. *J. Chem. Phys.* **1976**, *64*, 197-202.
- (3) Hsu, K. J.; DeMore, W. B. Rate constants for the reactions of OH with CH₃Cl, CH₂Cl₂, CHCl₃, and CH₃Br. *Geophys. Res. Lett.* **1994**, *21*, 805-808.
- (4) Jeong, K. M.; Kaufman, F. Kinetics of the reaction of hydroxyl radical with methane and with nine Cl- and F-substituted methanes. 1. Experimental results, comparisons, and applications. *J. Phys. Chem.* **1982**, *86*, 1808-1815, doi:10.1021/j100207a016.
- (5) Taylor, P. H.; D'Angelo, J. A.; Martin, M. C.; Kasner, J. H.; Dellinger, B. Laser photolysis/laser-induced fluorescence studies of reaction rates of OH with CH₃Cl, CH₂Cl₂, and CHCl₃ over an extended temperature range. *Int. J. Chem. Kinet.* **1989**, *21*, 829-846.
- (6) Taylor, P. H.; Jiang, Z.; Dellinger, B. Determination of the gas-phase reactivity of hydroxyl with chlorinated methanes at high temperature: Effects of laser/thermal photochemistry. *Int. J. Chem. Kinet.* **1993**, *25*, 9-23.

F21. OH + CCl₄. The recommended value for k(298 K) was obtained by setting the Arrhenius pre-exponential factor (A) to 1 × 10⁻¹¹ cm³ molecule⁻¹ s⁻¹ and equating the activation energy (E) to the reaction endothermicity reported in this evaluation and in IUPAC. The JPL 10-6 evaluation had been based on upper limits of the rate constant reported by Cox et al.,² by Howard and Evenson,³ and by Clyne and Holt.¹ None of these experimental studies indicated any evidence for reaction between these species. (Table: 15-10, Note: 15-10, Evaluated: 15-10) [Back to Table](#)

- (1) Clyne, M. A. A.; Holt, P. M. Reaction kinetics involving ground X²Π and excited A²Σ⁺ hydroxyl radicals Part 1.-Quenching kinetics of OH A²Σ⁺ and rate constants for reactions of OH X²Π with CH₃CCl₃ and CO. *J. Chem. Soc. Faraday Trans. 2* **1979**, *75*, 569-581.
- (2) Cox, R. A.; Derwent, R. G.; Eggleton, A. E. J.; Lovelock, J. E. Photochemical oxidation of halocarbons in the troposphere. *Atmos. Environ.* **1976**, *10*, 305-308.
- (3) Howard, C. J.; Evenson, K. M. Rate constants for the reactions of OH with CH₄ and fluorine, chlorine, and bromine substituted methanes at 296 K. *J. Chem. Phys.* **1976**, *64*, 197-202.

F22. OH + CH₂FCI (HCFC-31). The recommended value for k(298 K) is an average of the values from the relative rate study of DeMore¹ (which has been recalculated based on the current recommendation for the rate constant of the OH + CH₂Cl₂ reference reaction) and the absolute rate studies of Howard and Evenson,³ Paraskevopoulos et al.,⁵ Watson et al.,⁶ Handwerk and Zellner,² and Jeong and Kaufman.⁴ The recommended value for E/R is an average of the values for this parameter derived from the data of DeMore, Watson et al., Handwerk and Zellner, and Jeong and Kaufman below 400 K. (Table: 02-25, Note: 02-25, Evaluated: 02-25) [Back to Table](#)

- (1) DeMore, W. B. Experimental and estimated rate constants for the reactions of hydroxyl radicals with several halocarbons. *J. Phys. Chem.* **1996**, *100*, 5813-5820.

- (2) Handwerk, V.; Zellner, R. Kinetics of the reactions of OH radicals with some halocarbons (CHClF₂, CH₂ClF, CH₂ClCF₃, CH₃CClF₂, CH₃CHF₂) in the temperature range 260-370 K. *Ber. Bunsenges. Phys. Chem.* **1978**, *82*, 1161-1166.
- (3) Howard, C. J.; Evenson, K. M. Rate constants for the reactions of OH with CH₄ and fluorine, chlorine, and bromine substituted methanes at 296 K. *J. Chem. Phys.* **1976**, *64*, 197-202.
- (4) Jeong, K. M.; Kaufman, F. Kinetics of the reaction of hydroxyl radical with methane and with nine Cl- and F-substituted methanes. 1. Experimental results, comparisons, and applications. *J. Phys. Chem.* **1982**, *86*, 1808-1815, doi:10.1021/j100207a016.
- (5) Paraskevopoulos, G.; Singleton, D. L.; Irwin, R. S. Rates of OH radical reactions. 8. Reactions with CH₂FCl, CHF₂Cl, CHFCl₂, CH₃CF₂Cl, CH₃Cl, and C₂H₅Cl at 297 K. *J. Phys. Chem.* **1981**, *85*, 561-564, doi:10.1021/j150605a021.
- (6) Watson, R. T.; Machado, G.; Conaway, B.; Wagner, S.; Davis, D. D. A temperature dependent kinetics study of the reaction of OH with CH₂ClF, CHCl₂F, CHClF₂, CH₃CCl₃, CH₃CF₂Cl, and CF₂ClCFCl₂. *J. Phys. Chem.* **1977**, *81*, 256-262.

F23. OH + CHFCl₂ (HCFC-21). The recommended value for k(298 K) is an average of the values from the studies of Howard and Evenson,⁴ Paraskevopoulos et al.,⁶ Perry et al.,⁷ Watson et al.,⁸ Chang and Kaufman,¹ Jeong and Kaufman,⁵ and Fang et al.³ The recommended value for E/R is derived from a combined fit to the data from all but the first two studies listed above (which were only conducted at room temperature) after scaling each data set to the recommended value for k(298 K). The rate constants reported by Clyne and Holt² are significantly higher than those from the other seven studies and were not used in deriving the recommended parameters.

(Table: 15-10, Note: 15-10, Evaluated: 02-25) [Back to Table](#)

- (1) Chang, J. S.; Kaufman, F. Kinetics of the reactions of hydroxyl radicals with some halocarbons: CHFCl₂, CHF₂Cl, CH₃CCl₃, C₂HCl₃, and C₂Cl₄. *J. Chem. Phys.* **1977**, *66*, 4989-4994.
- (2) Clyne, M. A. A.; Holt, P. M. Reaction kinetics involving ground X²Π and excited A²Σ⁺ hydroxyl radicals Part 2.-Rate constants for reactions of OH X²Π with halogenomethanes and halogenoethanes. *J. Chem. Soc. Faraday Trans. 2* **1979**, *75*, 582-591.
- (3) Fang, T. D.; Taylor, P. H.; Dellinger, B. Absolute rate measurements of the reaction of OH radicals with HCFC-21 (CHFCl₂) and HCFC-22 (CHF₂Cl) over an extended temperature range. *J. Phys. Chem.* **1996**, *100*, 4048-4054.
- (4) Howard, C. J.; Evenson, K. M. Rate constants for the reactions of OH with CH₄ and fluorine, chlorine, and bromine substituted methanes at 296 K. *J. Chem. Phys.* **1976**, *64*, 197-202.
- (5) Jeong, K. M.; Kaufman, F. Kinetics of the reaction of hydroxyl radical with methane and with nine Cl- and F-substituted methanes. 1. Experimental results, comparisons, and applications. *J. Phys. Chem.* **1982**, *86*, 1808-1815, doi:10.1021/j100207a016.
- (6) Paraskevopoulos, G.; Singleton, D. L.; Irwin, R. S. Rates of OH radical reactions. 8. Reactions with CH₂FCl, CHF₂Cl, CHFCl₂, CH₃CF₂Cl, CH₃Cl, and C₂H₅Cl at 297 K. *J. Phys. Chem.* **1981**, *85*, 561-564, doi:10.1021/j150605a021.
- (7) Perry, R. A.; Atkinson, R.; Pitts, J. N., Jr. Rate constants for the reaction of OH radicals with CHFCl₂ and CH₃Cl over the temperature range 298-423 °K, and with CH₂Cl₂ at 298 °K. *J. Chem. Phys.* **1976**, *64*, 1618-1620.
- (8) Watson, R. T.; Machado, G.; Conaway, B.; Wagner, S.; Davis, D. D. A temperature dependent kinetics study of the reaction of OH with CH₂ClF, CHCl₂F, CHClF₂, CH₃CCl₃, CH₃CF₂Cl, and CF₂ClCFCl₂. *J. Phys. Chem.* **1977**, *81*, 256-262.

F24. OH + CHF₂Cl (HCFC-22). Studies of this reaction show very good agreement among both absolute and relative rate constant measurements. The recommended value for k(298 K) is an average of the values from the relative rate data of Hsu and DeMore⁷ (which has been recalculated based on the current recommendation for the rate constant of the OH + CH₄ reference reaction), and the absolute rate studies of Orkin and Khamaganov⁹, Fang et al.,⁴ Atkinson et al.,¹ Watson et al.,¹¹ Chang and Kaufman,² Paraskevopoulos et al.,¹⁰ and Jeong and Kaufman.⁸ The recommended value for E/R is derived from a combined fit to these same data sets after scaling each one to the recommended value for k(298 K). The more scattered results of Handwerk and Zellner⁵ are in general agreement. The results from the studies of Howard and Evenson⁶ and Clyne and Holt³ are significantly different from those of the other studies and were not used in the derivation.

(Table: 15-10, Note: 15-10, Evaluated: 15-10) [Back to Table](#)

- (1) Atkinson, R.; Hansen, D. A.; Pitts, J. N., Jr. Rate constants for the reaction of OH radicals with CHF₂Cl, CF₂Cl₂, CFCl₃, and H₂ over the temperature range 297-434 °K. *J. Chem. Phys.* **1975**, *63*, 1703-1706.

- (2) Chang, J. S.; Kaufman, F. Kinetics of the reactions of hydroxyl radicals with some halocarbons: CHFCl₂, CHF₂Cl, CH₃CCl₃, C₂HCl₃, and C₂Cl₄. *J. Chem. Phys.* **1977**, *66*, 4989-4994.
- (3) Clyne, M. A. A.; Holt, P. M. Reaction kinetics involving ground X²Π and excited A²Σ⁺ hydroxyl radicals Part 2.-Rate constants for reactions of OH X²Π with halogenomethanes and halogenoethanes. *J. Chem. Soc. Faraday Trans. 2* **1979**, *75*, 582-591.
- (4) Fang, T. D.; Taylor, P. H.; Dellinger, B. Absolute rate measurements of the reaction of OH radicals with HCFC-21 (CHFCl₂) and HCFC-22 (CHF₂Cl) over an extended temperature range. *J. Phys. Chem.* **1996**, *100*, 4048-4054.
- (5) Handwerk, V.; Zellner, R. Kinetics of the reactions of OH radicals with some halocarbons (CHClF₂, CH₂ClF, CH₂ClCF₃, CH₃CClF₂, CH₃CHF₂) in the temperature range 260-370 K. *Ber. Bunsenges. Phys. Chem.* **1978**, *82*, 1161-1166.
- (6) Howard, C. J.; Evenson, K. M. Rate constants for the reactions of OH with CH₄ and fluorine, chlorine, and bromine substituted methanes at 296 K. *J. Chem. Phys.* **1976**, *64*, 197-202.
- (7) Hsu, K. J.; DeMore, W. B. Rate constants and temperature dependences for the reactions of hydroxyl radical with several halogenated methanes, ethanes, and propanes by relative rate measurements. *J. Phys. Chem.* **1995**, *99*, 1235-1244.
- (8) Jeong, K. M.; Kaufman, F. Kinetics of the reaction of hydroxyl radical with methane and with nine Cl- and F-substituted methanes. 1. Experimental results, comparisons, and applications. *J. Phys. Chem.* **1982**, *86*, 1808-1815, doi:10.1021/j100207a016.
- (9) Orkin, V. L.; Khamaganov, V. G. Determination of rate constants for reactions of some hydrohaloalkanes with OH radicals and their atmospheric lifetimes. *J. Atmos. Chem.* **1993**, *16*, 157-167.
- (10) Paraskevopoulos, G.; Singleton, D. L.; Irwin, R. S. Rates of OH radical reactions. 8. Reactions with CH₂FCl, CHF₂Cl, CHFCl₂, CH₃CF₂Cl, CH₃Cl, and C₂H₅Cl at 297 K. *J. Phys. Chem.* **1981**, *85*, 561-564, doi:10.1021/j150605a021.
- (11) Watson, R. T.; Machado, G.; Conaway, B.; Wagner, S.; Davis, D. D. A temperature dependent kinetics study of the reaction of OH with CH₂ClF, CHCl₂F, CHClF₂, CH₃CCl₃, CH₃CF₂Cl, and CF₂ClCFCl₂. *J. Phys. Chem.* **1977**, *81*, 256-262.

F25. OH + CFCl₃ (CFC-11). The recommended value for k(298 K) was obtained by setting the Arrhenius pre-exponential factor (A) to 1 × 10⁻¹¹ cm³ molecule⁻¹ s⁻¹ and equating the activation energy (E) to the reaction endothermicity reported in this evaluation and in IUPAC. The JPL 10-6 recommendation was based on the experimentally determined rate constant upper limits reported by Chang and Kaufman² at about 480 K and by Atkinson et al.,¹ Howard and Evenson,⁵ Cox et al.,⁴ and Clyne and Holt.³ None of the investigators reported any evidence for reaction between these species.

(Table: 15-10, Note: 15-10, Evaluated: 15-10) [Back to Table](#)

- (1) Atkinson, R.; Hansen, D. A.; Pitts, J. N., Jr. Rate constants for the reaction of OH radicals with CHF₂Cl, CF₂Cl₂, CFCl₃, and H₂ over the temperature range 297-434 °K. *J. Chem. Phys.* **1975**, *63*, 1703-1706.
- (2) Chang, J. S.; Kaufman, F. Upper limits of the rate constants for the reactions of CFC₁₃ (F-11), CF₂Cl₂ (F-12), and N₂O with OH. Estimates of corresponding lower limits to their tropospheric lifetimes. *Geophys. Res. Lett.* **1977**, *4*, 192-194.
- (3) Clyne, M. A. A.; Holt, P. M. Reaction kinetics involving ground X²Π and excited A²Σ⁺ hydroxyl radicals Part 1.-Quenching kinetics of OH A²Σ⁺ and rate constants for reactions of OH X²Π with CH₃CCl₃ and CO. *J. Chem. Soc. Faraday Trans. 2* **1979**, *75*, 569-581.
- (4) Cox, R. A.; Derwent, R. G.; Eggleton, A. E. J.; Lovelock, J. E. Photochemical oxidation of halocarbons in the troposphere. *Atmos. Environ.* **1976**, *10*, 305-308.
- (5) Howard, C. J.; Evenson, K. M. Rate constants for the reactions of OH with CH₄ and fluorine, chlorine, and bromine substituted methanes at 296 K. *J. Chem. Phys.* **1976**, *64*, 197-202.

F26. OH + CF₂Cl₂ (CFC-12). The recommended value for k(298 K) was obtained by setting the Arrhenius pre-exponential factor (A) to 1 × 10⁻¹¹ cm³ molecule⁻¹ s⁻¹ and equating the activation energy (E) to the reaction endothermicity reported in this evaluation and in IUPAC. The JPL 10-6 recommendation was based on the experimentally determined rate constant upper limits reported by Chang and Kaufman² at about 480 K and by Atkinson et al.,¹ Howard and Evenson,⁵ Cox et al.,⁴ and Clyne and Holt.³ None of the investigators reported any evidence for reaction between these species.

(Table: 15-10, Note: 15-10, Evaluated: 15-10) [Back to Table](#)

- (1) Atkinson, R.; Hansen, D. A.; Pitts, J. N., Jr. Rate constants for the reaction of OH radicals with CHF₂Cl, CF₂Cl₂, CFCl₃, and H₂ over the temperature range 297-434 °K. *J. Chem. Phys.* **1975**, *63*, 1703-1706.

- (2) Chang, J. S.; Kaufman, F. Upper limits of the rate constants for the reactions of CFCl_3 (F-11), CF_2Cl_2 (F-12), and N_2O with OH. Estimates of corresponding lower limits to their tropospheric lifetimes. *Geophys. Res. Lett.* **1977**, *4*, 192-194.
- (3) Clyne, M. A. A.; Holt, P. M. Reaction kinetics involving ground $X^2\Pi$ and excited $A^2\Sigma^+$ hydroxyl radicals Part 2.-Rate constants for reactions of OH $X^2\Pi$ with halogenomethanes and halogenoethanes. *J. Chem. Soc. Faraday Trans. 2* **1979**, *75*, 582-591.
- (4) Cox, R. A.; Derwent, R. G.; Eggleton, A. E. J.; Lovelock, J. E. Photochemical oxidation of halocarbons in the troposphere. *Atmos. Environ.* **1976**, *10*, 305-308.
- (5) Howard, C. J.; Evenson, K. M. Rate constants for the reactions of OH with CH_4 and fluorine, chlorine, and bromine substituted methanes at 296 K. *J. Chem. Phys.* **1976**, *64*, 197-202.

F27. OH + $\text{CCl}_2\text{FCClF}_2$ (CFC-113), $\text{CClF}_2\text{CClF}_2$ (CFC-114), CF_3CClF_2 (CFC-115). The recommended kinetic parameters for these reactions are estimated as being approximately the same as presently recommended for OH + CCl_4 .
(Table: 15-10, Note: 15-10, Evaluated: 15-10) [Back to Table](#)

F28. OH + $\text{CH}_3\text{CH}_2\text{Cl}$. The recommended value for $k(298\text{ K})$ is an average of the values reported by Howard and Evenson,² Paraskevopoulos et al.,⁵ Kasner et al.,³ and Herndon et al.¹ The recommended value for E/R is an average of the values for this parameter determined by Kasner et al. and Herndon et al. Data from the study by Markert and Nielsen⁴ were not used to derive the recommended parameters, as they are somewhat more scattered.
(Table: 02-25, Note: 02-25, Evaluated: 02-25) [Back to Table](#)

- (1) Herndon, S. C.; Gierczak, T.; Talukdar, R. K.; Ravishankara, A. R. Kinetics of the reactions of OH with several alkyl halides. *Phys. Chem. Chem. Phys.* **2001**, *3*, 4529-4535, doi:10.1039/b105188c.
- (2) Howard, C. J.; Evenson, K. M. Rate constants for the reactions of OH with ethane and some halogen substituted ethanes at 296 K. *J. Chem. Phys.* **1976**, *64*, 4303-4306.
- (3) Kasner, J. H.; Taylor, P. H.; Dellinger, B. Laser photolysis/laser induced fluorescence study of OH- $\text{C}_2\text{H}_5\text{Cl}$ rate constants from 294 to 789 K. *J. Phys. Chem.* **1990**, *94*, 3250-3253, doi:10.1021/j100371a005.
- (4) Markert, F.; Nielsen, O. J. The reactions of OH radicals with chloroalkanes in the temperature range 295-360 K. *Chem. Phys. Lett.* **1992**, *194*, 123-127.
- (5) Paraskevopoulos, G.; Singleton, D. L.; Irwin, R. S. Rates of OH radical reactions. 8. Reactions with CH_2FCl , CHF_2Cl , CHFCl_2 , $\text{CH}_3\text{CF}_2\text{Cl}$, CH_3Cl , and $\text{C}_2\text{H}_5\text{Cl}$ at 297 K. *J. Phys. Chem.* **1981**, *85*, 561-564, doi:10.1021/j150605a021.

F29. OH + $\text{CH}_2\text{ClCH}_2\text{Cl}$. The recommended value for $k(298\text{ K})$ is an average of the values reported by Howard and Evenson,² Arnts et al.,¹ Taylor et al.,⁴ and Qiu et al.³ The recommended value for E/R is an average of the values determined from fits to the data of Taylor et al.⁴ ($T < 400\text{ K}$) and of Qiu et al.³
(Table: 15-10, Note: 15-10, Evaluated: 15-10) [Back to Table](#)

- (1) Arnts, R. R.; Seila, R. L.; Bufalini, J. J. Determination of room temperature OH rate constants for acetylene, ethylene dichloride, ethylene dibromide, p-dichlorobenzene and carbon disulfide. *J. Air Pollut. Control Assoc.* **1989**, *39*, 453-460.
- (2) Howard, C. J.; Evenson, K. M. Rate constants for the reactions of OH with CH_4 and fluorine, chlorine, and bromine substituted methanes at 296 K. *J. Chem. Phys.* **1976**, *64*, 197-202.
- (3) Qiu, L. X.; Shi, S.-H.; Xing, S. B.; Chen, X. G. Rate constants for the reactions of OH with five halogen-substituted ethanes from 292 to 366 K. *J. Phys. Chem.* **1992**, *96*, 685-689.
- (4) Taylor, P. H.; McCarron, S.; Dellinger, B. Investigation of 1,2-dichloroethane-hydroxyl kinetics over an extended temperature range: effect of chlorine substitution. *Chem. Phys. Lett.* **1991**, *177*, 27-32.

F30. OH + CH_3CCl_3 . The recommended value for $k(298\text{ K})$ is an average of the values from the absolute rate studies of Talukdar et al.⁸ and Finlayson-Pitts et al.,² and a relative rate study of DeMore¹ (recalculated based on the current recommendation for the rate constant of the OH + CH_4 reference reaction). The temperature dependence is a fit to the data between 243 K and 379 K of Talukdar et al.⁸ These studies indicate both a lower $k(298\text{ K})$ and E/R than were reported in earlier studies by Nelson et al.,⁷ Jeong and Kaufman,³ and Kurylo et al.⁵ More recent measurements by Jiang et al.⁴ and Lancar et al.⁶ yield rate constants that are slightly higher at 298 K than this recommendation.
(Table: 15-10, Note: 06-2, Evaluated: 15-10) [Back to Table](#)

- (1) DeMore, W. B. Relative rate constants for the reactions of OH with methane and methyl chloroform. *Geophys. Res. Lett.* **1992**, *19*, 1367-1370.
- (2) Finlayson-Pitts, B. J.; Ezell, M. J.; Jayaweera, T. M.; Berko, H. N.; Lai, C. C. Kinetics of the reactions of OH with methyl chloroform and methane: Implications for global tropospheric OH and the methane budget. *Geophys. Res. Lett.* **1992**, *19*, 1371-1374.
- (3) Jeong, K. M.; Kaufman, F. Rates of the reactions of 1, 1, 1-trichloroethane (methyl chloroform) and 1, 1, 2-trichloroethane with OH. *Geophys. Res. Lett.* **1979**, *6*, 757-759.
- (4) Jiang, Z.; Taylor, P. H.; Dellinger, B. Laser photolysis/laser-induced fluorescence studies of the reaction of OH with 1,1,1-trichloroethane over an extended temperature range. *J. Phys. Chem.* **1992**, *96*, 8961-8964.
- (5) Kurylo, M. J.; Anderson, P. C.; Klais, O. A flash photolysis resonance fluorescence investigation of the reaction $\text{OH} + \text{CH}_3\text{CCl}_3 \rightarrow \text{H}_2\text{O} + \text{CH}_2\text{CCl}_3$. *Geophys. Res. Lett.* **1979**, *6*, 760-762.
- (6) Lancar, I.; Le Bras, G.; Poulet, G. Oxidation of CH_3CCl_3 and CH_3CFCl_2 in the atmosphere : kinetic study of OH reactions. *J. Chim. Phys.* **1993**, *90*, 1897-1908.
- (7) Nelson, L.; Shanahan, I.; Sidebottom, H. W.; Treacy, J.; Nielsen, O. J. Kinetics and mechanism for the oxidation of 1,1,1-trichloroethane. *Int. J. Chem. Kinet.* **1990**, *22*, 577-590.
- (8) Talukdar, R. K.; Mellouki, A.; Schmoltner, A.-M.; Watson, T.; Montzka, S.; Ravishankara, A. R. Kinetics of the OH reaction with methyl chloroform and its atmospheric implications. *Science* **1992**, *257*, 227-230.

F31. OH + CH₃CFCl₂ (HCFC-141b). Studies of this reaction have shown that the presence of reactive impurities can have an appreciable effect on the accurate determination of its small rate constant. The recommended value of $k(298\text{ K})$ is the average of the values derived from the absolute studies of Talukdar et al.⁷ (by DF-LMR and LP-LIF, for which only data obtained with the purer sample of HCFC-141b were considered) and Lancar et al.⁴ and from the relative rate study of Huder and DeMore² (two determinations that were recalculated based on the current recommendations for the rate constants for the reference reactions $\text{OH} + \text{CH}_4$ and $\text{OH} + \text{CH}_3\text{CCl}_3$). The recommended value for E/R is derived from a combined Arrhenius fit below 400 K to the data of Talukdar et al.⁷ (without their lowest temperature data) and Lancar et al.⁴ after scaling each data set to the recommended $k(298\text{ K})$. Huder and DeMore² reported only Arrhenius expressions derived from their relative rate measurements (i.e., no actual rate constants were tabulated). Their reported values for E/R are nearly identical to the value recommended here. The results of absolute measurements of Zhang et al.⁸ (which supersede those reported in Liu et al.⁵) were complicated by secondary chemistry that may not have been completely accounted for; nevertheless, they are encompassed within the recommended 2σ uncertainty limits. Earlier measurements by Brown et al.¹ yielded significantly higher rate constants at every temperature, most likely due to the presence of very reactive impurities (such as $\text{CH}_2=\text{CCl}_2$) in their HCFC-141b sample. Talukdar et al.⁷ reported similar problems in their preliminary measurements. The room temperature result of Mörs et al.⁶ is 15% smaller than recommended but is encompassed within the recommended 2σ uncertainty limits. The room temperature rate constant reported by Kowalczyk et al.³ is inexplicably a factor of 8 smaller than recommended. The results reported by these authors for several other halocarbons vary widely (ranging from 10% agreement with recommendations to as much as 3 orders of magnitude disagreement).

(Table: 15-10, Note: 15-10, Evaluated: 15-10) [Back to Table](#)

- (1) Brown, A. C.; Canosa-Mas, C. E.; Parr, A. D.; Wayne, R. P. Laboratory studies of some halogenated ethanes and ethers: Measurements of rates of reaction with OH and of infrared absorption cross-sections. *Atmos. Environ.* **1990**, *24A*, 2499-2511.
- (2) Huder, K.; DeMore, W. B. Rate constant for the reaction of OH with $\text{CH}_3\text{CCl}_2\text{F}$ (HCFC-141b) determined by relative rate measurements with CH_4 and CH_3CCl_3 . *Geophys. Res. Lett.* **1993**, *20*, 1575-1577.
- (3) Kowalczyk, J.; Jowko, A.; Symanowicz, M. Kinetics of radical reactions in freons. *J. Radioanal. Nucl. Chem.* **1998**, *232*, 75-78.
- (4) Lancar, I.; Le Bras, G.; Poulet, G. Oxidation of CH_3CCl_3 and CH_3CFCl_2 in the atmosphere : kinetic study of OH reactions. *J. Chim. Phys.* **1993**, *90*, 1897-1908.
- (5) Liu, R.; Huie, R. E.; Kurylo, M. J. Rate constants for the reactions of the OH radical with some hydrochlorofluorocarbons over the temperature range 270-400 K. *J. Phys. Chem.* **1990**, *94*, 3247-3249.
- (6) Mörs, V.; Hoffman, A.; Malms, W.; Zellner, R. Time resolved studies of intermediate products in the oxidation of HCFC 141b (CFCl_2CH_3) and HCFC 142b (CF_2ClCH_3). *Ber. Bunsenges, Phys. Chem.* **1996**, *100*, 540-552.

- (7) Talukdar, R.; Mellouki, A.; Gierczak, T.; Burkholder, J. B.; McKeen, S. A.; Ravishankara, A. R. Atmospheric fate of CF₂H₂, CH₃CF₃, CHF₂CF₃, and CH₃CFCl₂: Rate coefficients for reactions with OH and UV absorption cross sections of CH₃CFCl₂. *J. Phys. Chem.* **1991**, *95*, 5815-5821.
- (8) Zhang, Z.; Huie, R. E.; Kurylo, M. J. Rate constants for the reactions of OH with CH₃CFCl₂ (HCFC-141b), CH₃CF₂Cl (HCFC-142b), and CH₂FCF₃ (HFC-134a). *J. Phys. Chem.* **1992**, *96*, 1533-1535.

F32. OH + CH₃CF₂Cl (HCFC-142b). The recommended value for k(298 K) is an average of the values from Howard and Evenson,⁷ Cox et al.,³ Paraskevopoulos et al.,¹⁰ Mörs et al.,⁹ Watson et al.,¹¹ Handwerk and Zellner,⁶ Liu et al.,⁸ Gierczak et al.,⁵ and Fang et al.⁴ The recommended value of E/R is an average of values for this parameter derived from the last five studies listed above. The data from Brown et al.¹ and Clyne and Holt² were not used to derive the recommended parameters. The 270 K data of Zhang et al.¹² are in reasonable agreement with the recommendation.

(Table: 15-10, Note: 02-25, Evaluated: 15-10) [Back to Table](#)

- (1) Brown, A. C.; Canosa-Mas, C. E.; Parr, A. D.; Wayne, R. P. Laboratory studies of some halogenated ethanes and ethers: Measurements of rates of reaction with OH and of infrared absorption cross-sections. *Atmos. Environ.* **1990**, *24A*, 2499-2511.
- (2) Clyne, M. A. A.; Holt, P. M. Reaction kinetics involving ground X²Π and excited A²Σ⁺ hydroxyl radicals Part 2.-Rate constants for reactions of OH X²Π with halogenomethanes and halogenoethanes. *J. Chem. Soc. Faraday Trans. 2* **1979**, *75*, 582-591.
- (3) Cox, R. A.; Derwent, R. G.; Eggleton, A. E. J.; Lovelock, J. E. Photochemical oxidation of halocarbons in the troposphere. *Atmos. Environ.* **1976**, *10*, 305-308.
- (4) Fang, T. D.; Taylor, P. H.; Dellinger, B.; Ehlers, C. J.; Berry, R. J. Kinetics of the OH + CH₃CF₂Cl reaction over an extended temperature range. *J. Phys. Chem. A* **1997**, *101*, 5758-5764.
- (5) Gierczak, T.; Talukdar, R.; Vaghjiani, G. L.; Lovejoy, E. R.; Ravishankara, A. R. Atmospheric fate of hydrofluoroethanes and hydrofluorochloroethanes: 1. Rate coefficients for reactions with OH. *J. Geophys. Res.* **1991**, *96*, 5001-5011.
- (6) Handwerk, V.; Zellner, R. Kinetics of the reactions of OH radicals with some halocarbons (CHClF₂, CH₂ClF, CH₂ClCF₃, CH₃CClF₂, CH₃CHF₂) in the temperature range 260-370 K. *Ber. Bunsenges. Phys. Chem.* **1978**, *82*, 1161-1166.
- (7) Howard, C. J.; Evenson, K. M. Rate constants for the reactions of OH with ethane and some halogen substituted ethanes at 296 K. *J. Chem. Phys.* **1976**, *64*, 4303-4306.
- (8) Liu, R.; Huie, R. E.; Kurylo, M. J. Rate constants for the reactions of the OH radical with some hydrochlorofluorocarbons over the temperature range 270-400 K. *J. Phys. Chem.* **1990**, *94*, 3247-3249.
- (9) Mörs, V.; Hoffman, A.; Malms, W.; Zellner, R. Time resolved studies of intermediate products in the oxidation of HCFC 141b (CFCl₂CH₃) and HCFC 142b (CF₂ClCH₃). *Ber. Bunsenges. Phys. Chem.* **1996**, *100*, 540-552.
- (10) Paraskevopoulos, G.; Singleton, D. L.; Irwin, R. S. Rates of OH radical reactions. 8. Reactions with CH₂FCl, CHF₂Cl, CHFCl₂, CH₃CF₂Cl, CH₃Cl, and C₂H₅Cl at 297 K. *J. Phys. Chem.* **1981**, *85*, 561-564, doi:10.1021/j150605a021.
- (11) Watson, R. T.; Machado, G.; Conaway, B.; Wagner, S.; Davis, D. D. A temperature dependent kinetics study of the reaction of OH with CH₂ClF, CHCl₂F, CHClF₂, CH₃CCl₃, CH₃CF₂Cl, and CF₂ClCFCl₂. *J. Phys. Chem.* **1977**, *81*, 256-262.
- (12) Zhang, Z.; Huie, R. E.; Kurylo, M. J. Rate constants for the reactions of OH with CH₃CFCl₂ (HCFC-141b), CH₃CF₂Cl (HCFC-142b), and CH₂FCF₃ (HFC-134a). *J. Phys. Chem.* **1992**, *96*, 1533-1535.

F33. OH + CH₂ClCF₂Cl (HCFC-132b). The recommended parameters are derived from the data of Watson et al.,² which were corrected by these authors for the presence of alkene impurities. The data of Jeong et al.,¹ indicating faster rate constants, may have been affected by such impurities; hence they were not included in deriving the recommendation.

(Table: 02-25, Note: 02-25, Evaluated: 02-25) [Back to Table](#)

- (1) Jeong, K. M.; Hsu, K. J.; Jeffries, J. B.; Kaufman, F. Kinetics of the reactions of OH with C₂H₆, CH₃CCl₃, CH₂ClCHCl₂, CH₂ClCClF₂, and CH₂FCF₃. *J. Phys. Chem.* **1984**, *88*, 1222-1226, doi:10.1021/j150650a041.
- (2) Watson, R. T.; Ravishankara, A. R.; Machado, G.; Wagner, S.; Davis, D. D. A kinetics study of the temperature dependence of the reactions of OH(²Π) with CF₃CHCl₂, CF₃CHClF, and CF₂ClCH₂Cl. *Int. J. Chem. Kinet.* **1979**, *11*, 187-197.

F34. OH + CH₂FCFCl₂ (HCFC-132c). The recommended Arrhenius parameters are derived from the data of Orkin et al.¹

(Table: 15-10, Note: 15-10, Evaluated: 15-10) [Back to Table](#)

- (1) Orkin, V. L.; Khamaganov, V. G.; Kasimovskaya, E. E.; Guschin, A. G. Photochemical properties of some Cl-containing halogenated alkanes. *J. Phys. Chem. A* **2013**, *117*, 5483-5490, doi:10.1021/jp400408y.

F35. OH + CH₂ClCF₃ (HCFC-133a). The recommended parameters are derived from the data of McGillen et al.,⁶ which is the only study to fully cover the lower temperatures of atmospheric interest. The value of the rate constant at room temperature from Howard and Evenson⁵ is in good agreement with the recommended value for k(298 K), while systematic differences exist with the k(298 K) values derived from the absolute measurements of Handwerk and Zellner⁴ (~50%) and Fang et al.³ (~60%) and from the relative rate study of DeMore² (~15%) using OH + CH₃CCl₃ as the reference reaction. Despite these systematic differences, the recommended temperature dependences derived from the last three studies listed above are in reasonable agreement with the recommended E/R. The data of Clyne and Holt¹ are quite scattered, and the values above room temperature are considerably higher than those from other studies. Hence, these data were not used in deriving the recommended parameters.

(Table: 15-10, Note: 15-10, Evaluated: 15-10) [Back to Table](#)

- (1) Clyne, M. A. A.; Holt, P. M. Reaction kinetics involving ground X²Π and excited A²Σ⁺ hydroxyl radicals Part 2.-Rate constants for reactions of OH X²Π with halogenomethanes and halogenoethanes. *J. Chem. Soc. Faraday Trans. 2* **1979**, *75*, 582-591.
- (2) DeMore, W. B. Regularities in Arrhenius parameters for rate constants of abstraction reactions of hydroxyl radical with C-H bonds. *J. Photochem. Photobiol. A: Chem.* **2005**, *176*, 129-135, doi:10.1016/j.jphotochem.2005.07.015.
- (3) Fang, T. D.; Taylor, P. H.; Berry, R. J. Kinetics of the reaction of OH radicals with CH₂ClCF₂Cl and CH₂ClCF₃ over an extended temperature range. *J. Phys. Chem. A* **1999**, *103*, 2700-2704.
- (4) Handwerk, V.; Zellner, R. Kinetics of the reactions of OH radicals with some halocarbons (CHClF₂, CH₂ClF, CH₂ClCF₃, CH₃CClF₂, CH₃CHF₂) in the temperature range 260-370 K. *Ber. Bunsenges. Phys. Chem.* **1978**, *82*, 1161-1166.
- (5) Howard, C. J.; Evenson, K. M. Rate constants for the reactions of OH with ethane and some halogen substituted ethanes at 296 K. *J. Chem. Phys.* **1976**, *64*, 4303-4306.
- (6) McGillen, M. R.; Bernard, F.; Fleming, E. L.; Burkholder, J. B. HCFC-133a (CF₃CH₂Cl): OH rate coefficient, UV and infrared absorption spectra, and atmospheric implications. *Geophys. Res. Lett.* **2015**, *42*, 6098-6105, doi:10.1002/2015GL064939.

F36. OH + CHCl₂CF₂Cl (HCFC-122). The recommended parameters are derived from a combined fit to the data of Orkin and Khamaganov² (below 400 K) and DeMore¹ (two determinations which have been recalculated based on the current recommendations for the rate constants of the OH + CH₂Cl₂ and OH + CHCl₂CF₃ reference reactions).

(Table: 02-25, Note: 02-25, Evaluated: 02-25) [Back to Table](#)

- (1) DeMore, W. B. Experimental and estimated rate constants for the reactions of hydroxyl radicals with several halocarbons. *J. Phys. Chem.* **1996**, *100*, 5813-5820.
- (2) Orkin, V. L.; Khamaganov, V. G. Determination of rate constants for reactions of some hydrohaloalkanes with OH radicals and their atmospheric lifetimes. *J. Atmos. Chem.* **1993**, *16*, 157-167.

F37. OH + CHFClCFCl₂ (HCFC-122a). The recommended value for k(298 K) is an average of the results from the relative rate study of Hsu and DeMore¹ (recalculated based on the current recommendation for the rate constant for the OH + CH₃CHF₂ reference reaction, as discussed in the note for that reaction) and from the absolute rate study of Orkin et al.² The recommended value for E/R is derived from a combined fit to the data of both studies below 400 K after scaling both data sets to the recommended k(298 K).

(Table: 15-10, Note: 15-10, Evaluated: 15-10) [Back to Table](#)

- (1) Hsu, K. J.; DeMore, W. B. Rate constants and temperature dependences for the reactions of hydroxyl radical with several halogenated methanes, ethanes, and propanes by relative rate measurements. *J. Phys. Chem.* **1995**, *99*, 1235-1244.
- (2) Orkin, V. L.; Khamaganov, V. G.; Kasimovskaya, E. E.; Guschin, A. G. Photochemical properties of some Cl-containing halogenated alkanes. *J. Phys. Chem. A* **2013**, *117*, 5483-5490, doi:10.1021/jp400408y.

F38. OH + CHCl₂CF₃ (HCFC-123). The recommended value of k(298 K) is the average of the values from the absolute studies of Gierczak et al.³ (two determinations), Liu et al.,⁶ and Yamada et al.,⁹ and from the relative rate study by Hsu and DeMore⁵ (recalculated based on the current recommendation for the rate constant for the OH + CH₃CHF₂ reference reaction, as discussed in the note for that reaction). The recommendation for the temperature dependence is derived from a fit to the data of these investigations after scaling each data set to the recommended value for k(298 K). The temperature dependence data of Nielsen,⁷ Watson et al.,⁸ Clyne and Holt,² and Brown et al.¹ and the room temperature data of Howard and Evenson⁴ were not used in deriving the recommended parameters.

(Table: 15-10, Note: 02-25, Evaluated: 02-25) [Back to Table](#)

- (1) Brown, A. C.; Canosa-Mas, C. E.; Parr, A. D.; Wayne, R. P. Laboratory studies of some halogenated ethanes and ethers: Measurements of rates of reaction with OH and of infrared absorption cross-sections. *Atmos. Environ.* **1990**, *24A*, 2499-2511.
- (2) Clyne, M. A. A.; Holt, P. M. Reaction kinetics involving ground X²Π and excited A²Σ⁺ hydroxyl radicals Part 2.-Rate constants for reactions of OH X²Π with halogenomethanes and halogenoethanes. *J. Chem. Soc. Faraday Trans. 2* **1979**, *75*, 582-591.
- (3) Gierczak, T.; Talukdar, R.; Vaghjiani, G. L.; Lovejoy, E. R.; Ravishankara, A. R. Atmospheric fate of hydrofluoroethanes and hydrofluorochloroethanes: 1. Rate coefficients for reactions with OH. *J. Geophys. Res.* **1991**, *96*, 5001-5011.
- (4) Howard, C. J.; Evenson, K. M. Rate constants for the reactions of OH with ethane and some halogen substituted ethanes at 296 K. *J. Chem. Phys.* **1976**, *64*, 4303-4306.
- (5) Hsu, K. J.; DeMore, W. B. Rate constants and temperature dependences for the reactions of hydroxyl radical with several halogenated methanes, ethanes, and propanes by relative rate measurements. *J. Phys. Chem.* **1995**, *99*, 1235-1244.
- (6) Liu, R.; Huie, R. E.; Kurylo, M. J. Rate constants for the reactions of the OH radical with some hydrochlorofluorocarbons over the temperature range 270-400 K. *J. Phys. Chem.* **1990**, *94*, 3247-3249.
- (7) Nielsen, O. J. Rate constants for the gas-phase reactions of OH radicals with CH₃CHF₂ and CHCl₂CF₃ over the temperature range 295-388 K. *Chem. Phys. Lett.* **1991**, *187*, 286-290.
- (8) Watson, R. T.; Ravishankara, A. R.; Machado, G.; Wagner, S.; Davis, D. D. A kinetics study of the temperature dependence of the reactions of OH(²Π) with CF₃CHCl₂, CF₃CHClF, and CF₂ClCH₂Cl. *Int. J. Chem. Kinet.* **1979**, *11*, 187-197.
- (9) Yamada, T.; Fang, T. D.; Taylor, P. H.; Berry, R. J. Kinetics and thermochemistry of the OH radical reaction with CF₃CCl₂H and CF₃CFCIH. *J. Phys. Chem. A* **2000**, *104*, 5013-5022, doi:10.1021/jp993577f.

F39. OH + CHFClCF₂Cl (HCFC-123a). The recommended parameters are derived from the data of Orkin and Khamaganov.¹

(Table: 02-25, Note: 02-25, Evaluated: 02-25) [Back to Table](#)

- (1) Orkin, V. L.; Khamaganov, V. G. Determination of rate constants for reactions of some hydrohaloalkanes with OH radicals and their atmospheric lifetimes. *J. Atmos. Chem.* **1993**, *16*, 157-167.

F40. OH + CHFClCF₃ (HCFC-124). The recommended value for k(298 K) is an average of the values from the studies of Watson et al.,⁴ Gierczak et al.,¹ (2 studies), Yamada et al.,⁵ and Hsu and DeMore³ (two relative rate determinations, which have been recalculated based on the current recommendations for the rate constants of the OH + CH₄ and OH + CHF₂CHF₂ reference reactions). The room temperature rate constant of Howard and Evenson² is considerably higher than these other values and was not included in the average. The recommended temperature dependence is an average of the dependencies derived from these same studies (but using only data below 400 K from Gierczak et al.¹ and Yamada et al.⁵).

(Table: 02-25, Note: 02-25, Evaluated: 02-25) [Back to Table](#)

- (1) Gierczak, T.; Talukdar, R.; Vaghjiani, G. L.; Lovejoy, E. R.; Ravishankara, A. R. Atmospheric fate of hydrofluoroethanes and hydrofluorochloroethanes: 1. Rate coefficients for reactions with OH. *J. Geophys. Res.* **1991**, *96*, 5001-5011.
- (2) Howard, C. J.; Evenson, K. M. Rate constants for the reactions of OH with ethane and some halogen substituted ethanes at 296 K. *J. Chem. Phys.* **1976**, *64*, 4303-4306.
- (3) Hsu, K. J.; DeMore, W. B. Rate constants and temperature dependences for the reactions of hydroxyl radical with several halogenated methanes, ethanes, and propanes by relative rate measurements. *J. Phys. Chem.* **1995**, *99*, 1235-1244.

- (4) Watson, R. T.; Ravishankara, A. R.; Machado, G.; Wagner, S.; Davis, D. D. A kinetics study of the temperature dependence of the reactions of OH(²Π) with CF₃CHCl₂, CF₃CHClF, and CF₂ClCH₂Cl. *Int. J. Chem. Kinet.* **1979**, *11*, 187-197.
- (5) Yamada, T.; Fang, T. D.; Taylor, P. H.; Berry, R. J. Kinetics and thermochemistry of the OH radical reaction with CF₃CCl₂H and CF₃CFCIH. *J. Phys. Chem. A* **2000**, *104*, 5013-5022, doi:10.1021/jp993577f.

F41. OH + CH₃CH₂CH₂Cl. The recommended Arrhenius parameters are derived from the data of Yujing and Mellouki.³ The results from the investigations by Markert and Nielsen² and by Donaghy et al.¹ exhibit considerably more scatter but are, to a large part, encompassed within the 2σ confidence limits of this recommendation.

(Table: 15-10, Note: 15-10, Evaluated: 15-10) [Back to Table](#)

- (1) Donaghy, T.; Shanahan, I.; Hande, M.; Fitzpatrick, S. Rate constants and atmospheric lifetimes for the reactions of OH radicals and Cl atoms with haloalkanes. *Int. J. Chem. Kinet.* **1993**, *25*, 273-284.
- (2) Markert, F.; Nielsen, O. J. The reactions of OH radicals with chloroalkanes in the temperature range 295-360 K. *Chem. Phys. Lett.* **1992**, *194*, 123-127.
- (3) Yujing, M.; Mellouki, A. Rate constants for the reactions of OH with chlorinated propanes. *Phys. Chem. Chem. Phys.* **2001**, *3*, 2614-2617, doi:10.1039/b102971c.

F42. OH + CH₃CHClCH₃. The recommended Arrhenius parameters are derived from the data of Yujing and Mellouki.³ The results from the investigations by Markert and Nielsen² and by Donaghy et al.¹ exhibit considerably more scatter but are, to a large part, encompassed within the 2σ confidence limits of this recommendation.

(Table: 15-10, Note: 15-10, Evaluated: 15-10) [Back to Table](#)

- (1) Donaghy, T.; Shanahan, I.; Hande, M.; Fitzpatrick, S. Rate constants and atmospheric lifetimes for the reactions of OH radicals and Cl atoms with haloalkanes. *Int. J. Chem. Kinet.* **1993**, *25*, 273-284.
- (2) Markert, F.; Nielsen, O. J. The reactions of OH radicals with chloroalkanes in the temperature range 295-360 K. *Chem. Phys. Lett.* **1992**, *194*, 123-127.
- (3) Yujing, M.; Mellouki, A. Rate constants for the reactions of OH with chlorinated propanes. *Phys. Chem. Chem. Phys.* **2001**, *3*, 2614-2617, doi:10.1039/b102971c.

F43. OH + CH₃CF₂CFCl₂ (HCFC-243cc). The recommended Arrhenius parameters are derived from the data of Nelson et al.¹ The uncertainties have been assigned to reflect the assumption that the rate constant for this reaction should be less than that for OH + CH₃CF₂Cl.

(Table: 02-25, Note: 02-25, Evaluated:02-25) [Back to Table](#)

- (1) Nelson, D. D., Jr.; Zahniser, M. S.; Kolb, C. E. Chemical kinetics of the reactions of the OH radical with several hydrochlorofluoropropanes. *J. Phys. Chem.* **1992**, *96*, 249-253.

F44. OH + CHCl₂CF₂CF₃ (HCFC-225ca). The recommended value for k(298 K) is an average of the values from Nelson et al.² and Zhang et al.³ The recommendation for E/R is derived from the data of Nelson et al.² The temperature-dependence data of Brown et al.¹ were not considered because the relatively large rate constants at and below room temperature and the Arrhenius curvature are suggestive of sample impurities. The temperature dependence results of Zhang et al.³ are in reasonable agreement with those of Nelson et al.² over the temperature range of measurement overlap. However, the complete Zhang et al.³ data set yields a value for E/R much larger than currently recommended for the OH + CHCl₂CF₃ (HCFC-123) reaction, for which the activation energy should be similar.

(Table: 02-25, Note: 02-25, Evaluated: 02-25) [Back to Table](#)

- (1) Brown, A. C.; Canosa-Mas, C. E.; Parr, A. D.; Rothwell, K.; Wayne, R. P. Tropospheric lifetimes of three compounds for possible replacement of CFC and halons. *Nature* **1990**, *347*, 541-543.
- (2) Nelson, D. D., Jr.; Zahniser, M. S.; Kolb, C. E. Chemical kinetics of the reactions of the OH radical with several hydrochlorofluoropropanes. *J. Phys. Chem.* **1992**, *96*, 249-253.
- (3) Zhang, Z.; Liu, R.; Huie, R. E.; Kurylo, M. J. Rate constants for the gas phase reactions of the OH radical with CF₃CF₂CHCl₂ (HCFC-225ca) and CF₂ClCF₂CHClF (HCFC-225cb). *Geophys. Res. Lett.* **1991**, *18*, 5-7.

- F45. OH + CF₂CICF₂CHFCl (HCFC-225cb).** The recommended parameters are derived from a combined fit to the temperature-dependence data of Nelson et al.¹ and Zhang et al.,² which are in excellent agreement. (Table: 15-10, Note: 02-25, Evaluated: 02-25) [Back to Table](#)
- (1) Nelson, D. D., Jr.; Zahniser, M. S.; Kolb, C. E. Chemical kinetics of the reactions of the OH radical with several hydrochlorofluoropropanes. *J. Phys. Chem.* **1992**, *96*, 249-253.
 - (2) Zhang, Z.; Liu, R.; Huie, R. E.; Kurylo, M. J. Rate constants for the gas phase reactions of the OH radical with CF₃CF₂CHCl₂ (HCFC-225ca) and CF₂CICF₂CHClF (HCFC-225cb). *Geophys. Res. Lett.* **1991**, *18*, 5-7.
- F46. OH + CF₃CH₂CFCl₂ (HCFC-234fb).** The recommended value for k(298 K) is from the relative rate study of Barry et al.¹ The value for E/R is estimated as being slightly less than that for OH + CF₃CH₂CF₃. (Table: 10-6, Note: 10-6, Evaluated: 10-6) [Back to Table](#)
- (1) Barry, J.; Locke, G.; Scollard, D.; Sidebottom, H.; Treacy, J.; Clerbaux, C.; Colin, R.; Franklin, J. 1,1,1,3,3,-pentafluorobutane (HFC-365mfc): Atmospheric degradation and contribution to radiative forcing. *Int. J. Chem. Kinet.* **1997**, *29*, 607-617.
- F47. OH + CH₂=CHCl.** The recommended value for k(298 K) is an average of the values reported by Howard,¹ Perry et al.,³ Liu et al.,² and Yamada et al.⁴ The recommended value for E/R is an average of the values for this parameter derived from fits to the data of Perry et al., Liu et al., and Yamada et al. at temperatures below about 400 K. In the 400–500 K region, the rate constant levels off before increasing at higher temperatures, suggesting the stronger importance of an abstraction mechanism at the higher temperatures. As discussed in note for the OH + CH₂=CHF reaction, the recommended rate constant represents the high-pressure limit for this reaction. (Table: 02-25, Note: 10-6, Evaluated: 10-6) [Back to Table](#)
- (1) Howard, C. J. Rate constants for the gas-phase reactions of OH radicals with ethylene and halogenated ethylene compounds. *J. Chem. Phys.* **1976**, *65*, 4771-4777.
 - (2) Liu, A.; Mulac, W. A.; Jonah, C. D. Pulse radiolysis study of the gas-phase reaction of OH radicals with vinyl chloride at 1 atm and over the temperature range 313-1173 K. *J. Phys. Chem.* **1989**, *93*, 4092-4094, doi:10.1021/j100347a043.
 - (3) Perry, R. A.; Atkinson, R.; Pitts, J. N., Jr. Rate constants for the reaction of OH radicals with CH₂=CHF, CH₂=CHCl, and CH₂=CHBr over the temperature range 299-426 °K. *J. Chem. Phys.* **1977**, *67*, 458-462.
 - (4) Yamada, T.; Siraj, M.; Taylor, P. H.; Peng, J.; Hu, X.; Marshall, P. Rate coefficients and mechanistic analysis for reaction of OH with vinyl chloride between 293 and 730 K. *J. Phys. Chem. A* **2001**, *105*, 9436-9444, doi:10.1021/jp011545y.
- F48. OH + (E)-CHCl=CHCl.** The recommended value for k(298 K) is an average of the values reported in the absolute rate studies of Abbatt and Anderson,¹ Zhang et al.,⁵ Yamada et al.,⁴ and Canosa-Mas et al.² The recommended value for E/R is derived from a combined fit to the data below 400 K from the first three studies listed above after scaling to the recommended value for k(298 K). The data from the room temperature relative rate study of Tuazon et al.³ are significantly lower than those in the absolute studies and were not used in deriving the recommended value for k(298 K). (Table: 15-10, Note: 15-10, Evaluated: 15-10) [Back to Table](#)
- (1) Abbatt, J. P. D.; Anderson, J. G. High-pressure discharge flow kinetics and frontier orbital mechanistic analysis for OH + CH₂CCl₂, *cis*-CHClCHCl, *trans*-CHClCHCl, CFCICF₂, and CF₂CCl₂ → Products. *J. Phys. Chem.* **1991**, *95*, 2382-2390.
 - (2) Canosa-Mas, C. E.; Dillon, R. J.; Sidebottom, H.; Thompson, K. C.; Wayne, R. P. A study of the OH-initiated oxidation of chlorinated ethenes in the gas phase. *Phys. Chem. Chem. Phys.* **2001**, *3*, 542-550, doi:10.1039/b005392i.
 - (3) Tuazon, E. C.; Atkinson, R.; Aschmann, S. M.; Goodman, M. A.; Winer, A. M. Atmospheric reactions of chloroethenes with the OH radical. *Int. J. Chem. Kinet.* **1988**, *20*, 241-265.
 - (4) Yamada, T.; El-Sinawi, A.; Siraj, M.; Taylor, P. H.; Peng, J.; Hu, X.; Marshall, P. Rate coefficients and mechanistic analysis for the reaction of hydroxyl radicals with 1,1-dichloroethylene and *trans*-1,2-dichloroethylene over an extended temperature range. *J. Phys. Chem. A* **2001**, *105*, 7588-7597, doi:10.1021/jp0109067.

- (5) Zhang, Z.; Liu, R. F.; Huie, R. E.; Kurylo, M. J. A gas-phase reactivity study of OH radicals with 1,1-dichloroethene and *cis*- and *trans*-1,2-dichloroethene over the temperature range 240-400 K. *J. Phys. Chem.* **1991**, *95*, 194-196, doi:10.1021/j100154a039.

F49. OH + (Z)-CHCl=CHCl. The recommended value for $k(298\text{ K})$ is an average of the values reported in the absolute rate studies of Abbatt and Anderson,¹ and Zhang et al.³ The recommended value for E/R is derived from a combined fit to the data of these two studies after scaling to the recommended value for $k(298\text{ K})$. The data from the room temperature relative rate study of Tuazon et al.² were not used in deriving the recommended value for $k(298\text{ K})$. While in agreement with the recommended value, this same study yielded significantly different results than recommended for the *trans* isomer.
(Table: 15-10, Note: 15-10, Evaluated: 15-10) [Back to Table](#)

- (1) Abbatt, J. P. D.; Anderson, J. G. High-pressure discharge flow kinetics and frontier orbital mechanistic analysis for OH + CH₂CCl₂, *cis*-CHClCHCl, *trans*-CHClCHCl, CFCICF₂, and CF₂CCl₂ → Products. *J. Phys. Chem.* **1991**, *95*, 2382-2390.
- (2) Tuazon, E. C.; Atkinson, R.; Aschmann, S. M.; Goodman, M. A.; Winer, A. M. Atmospheric reactions of chloroethenes with the OH radical. *Int. J. Chem. Kinet.* **1988**, *20*, 241-265.
- (3) Zhang, Z.; Liu, R. F.; Huie, R. E.; Kurylo, M. J. A gas-phase reactivity study of OH radicals with 1,1-dichloroethene and *cis*- and *trans*-1,2-dichloroethene over the temperature range 240-400 K. *J. Phys. Chem.* **1991**, *95*, 194-196, doi:10.1021/j100154a039.

F50. OH + CH₂=CCl₂. The recommended value for $k(298\text{ K})$ is an average of the values reported by Abbatt and Anderson,¹ Yamada et al.⁶, and Zhang et al.⁷ The room temperature results of Edney et al.,³ Tuazon et al.,⁵ and Canosa-Mas et al.² lie somewhat outside of the range of the other studies and were not used in deriving the recommendation. The recommended value for E/R is derived from a combined fit to the data of Abbatt and Anderson,¹ Yamada et al.⁶, and Zhang et al.⁷ after scaling each data set to the value recommended for $k(298\text{ K})$. The data of Kirchner et al.⁴ were not used in deriving the recommended parameters since they were obtained at very low pressure, and the much stronger temperature dependence obtained may be indicative of a pressure dependence above room temperature. As discussed in the note for the OH + CH₂=CHF reaction, the recommended rate constant represents the high pressure limit for this reaction.
(Table: 15-10, Note: 15-10, Evaluated: 15-10) [Back to Table](#)

- (1) Abbatt, J. P. D.; Anderson, J. G. High-pressure discharge flow kinetics and frontier orbital mechanistic analysis for OH + CH₂CCl₂, *cis*-CHClCHCl, *trans*-CHClCHCl, CFCICF₂, and CF₂CCl₂ → Products. *J. Phys. Chem.* **1991**, *95*, 2382-2390.
- (2) Canosa-Mas, C. E.; Dillon, R. J.; Sidebottom, H.; Thompson, K. C.; Wayne, R. P. A study of the OH-initiated oxidation of chlorinated ethenes in the gas phase. *Phys. Chem. Chem. Phys.* **2001**, *3*, 542-550, doi:10.1039/b005392i.
- (3) Edney, E. O.; Kleindienst, T. E.; Corse, E. W. Room temperature rate constants for the reaction of OH with selected chlorinated and oxygenated hydrocarbons. *Int. J. Chem. Kinet.* **1986**, *18*, 1355-1371, doi:10.1002/kin.550181207.
- (4) Kirchner, K.; Helf, D.; Ott, P.; Vogt, S. The reaction of OH radicals with 1,1-di-, tri- and tetrachloroethylene. *Ber. Bunsenges. Phys. Chem.* **1990**, *94*, 77-83.
- (5) Tuazon, E. C.; Atkinson, R.; Aschmann, S. M.; Goodman, M. A.; Winer, A. M. Atmospheric reactions of chloroethenes with the OH radical. *Int. J. Chem. Kinet.* **1988**, *20*, 241-265.
- (6) Yamada, T.; El-Sinawi, A.; Siraj, M.; Taylor, P. H.; Peng, J.; Hu, X.; Marshall, P. Rate coefficients and mechanistic analysis for the reaction of hydroxyl radicals with 1,1-dichloroethylene and *trans*-1,2-dichloroethylene over an extended temperature range. *J. Phys. Chem. A* **2001**, *105*, 7588-7597, doi:10.1021/jp0109067.
- (7) Zhang, Z.; Liu, R. F.; Huie, R. E.; Kurylo, M. J. A gas-phase reactivity study of OH radicals with 1,1-dichloroethene and *cis*- and *trans*-1,2-dichloroethene over the temperature range 240-400 K. *J. Phys. Chem.* **1991**, *95*, 194-196, doi:10.1021/j100154a039.

F51. OH + CHCl=CCl₂. The recommended value for $k(298\text{ K})$ is the mean of the values reported by Howard,³ Chang and Kaufman,¹ Kirchner et al.,⁵ Klopffer et al.,⁶ Edney et al.,² and Tichenor et al.⁷ The recommended value of E/R is an average of values for this parameter derived by Chang and Kaufman,¹ Kirchner et al.,⁵ and Tichenor et al.⁷ The value for $k(298\text{ K})$ derived from a relative rate study by Winer et al.⁸ is a factor of ~2 greater than the other values and is not considered in deriving the recommended value. An absolute study by Jiang et al.⁴ yielding a significantly higher value for $k(298\text{ K})$, as well as a considerably stronger temperature

dependence ($E/R = -970$ K), is assumed to be superseded by Tichenor et al.⁷ As discussed in the note for the $\text{OH} + \text{CH}_2=\text{CHF}$ reaction, the recommended rate constant represents the high pressure limit for this reaction. (Table: 02-25, Note: 10-6, Evaluated: 10-6) [Back to Table](#)

- (1) Chang, J. S.; Kaufman, F. Kinetics of the reactions of hydroxyl radicals with some halocarbons: CHFCl_2 , CHF_2Cl , CH_3CCl_3 , C_2HCl_3 , and C_2Cl_4 . *J. Chem. Phys.* **1977**, *66*, 4989-4994.
- (2) Edney, E. O.; Kleindienst, T. E.; Corse, E. W. Room temperature rate constants for the reaction of OH with selected chlorinated and oxygenated hydrocarbons. *Int. J. Chem. Kinet.* **1986**, *18*, 1355-1371, doi:10.1002/kin.550181207.
- (3) Howard, C. J. Rate constants for the gas-phase reactions of OH radicals with ethylene and halogenated ethylene compounds. *J. Chem. Phys.* **1976**, *65*, 4771-4777.
- (4) Jiang, Z.; Taylor, P. H.; Dellinger, B. Laser photolysis/laser-induced fluorescence studies of the reaction of OH with 1,1,1,2- and 1,1,2,2- tetrachloroethane over an extended temperature range. *J. Phys. Chem.* **1993**, *97*, 5050-5053.
- (5) Kirchner, K.; Helf, D.; Ott, P.; Vogt, S. The reaction of OH radicals with 1,1-di-, tri- and tetrachloroethylene. *Ber. Bunsenges. Phys. Chem.* **1990**, *94*, 77-83.
- (6) Klopffer, W.; Frank, R.; Kohl, E. G.; Haag, F. Quantitative erfassung der photochemischen transformationsprozesse in der troposphäre. *Chemiker-Zeitung* **1986**, *110*, 57-61.
- (7) Tichenor, L. B.; El-Sinawi, A.; Yamada, T.; Taylor, P. H.; Peng, J. P.; Hu, X.; Marshall, P. Kinetic studies of the reaction of hydroxyl radicals with trichloroethylene and tetrachloroethylene. *Chemosphere* **2001**, *42*, 571-577.
- (8) Winer, A. M.; Lloyd, A. C.; Darnall, K. R.; Pitts, J. N., Jr. Relative rate constants for the reaction of the hydroxyl radical with selected ketones, chloroethenes, and monoterpene hydrocarbons. *J. Phys. Chem.* **1976**, *80*, 1635-1639.

F52. $\text{OH} + \text{CCl}_2=\text{CCl}_2$. The recommended value for $k(298$ K) is the mean of the values reported by Howard,² Chang and Kaufman,¹ and Kirchner et al.³ The room temperature value reported by Winer et al.⁵ is more than a factor of 10 greater and was not used in deriving the recommendation. The recommended value for E/R is an average of values for this parameter derived by Chang and Kaufman¹ and Kirchner et al.³ A study by Tichenor et al.⁴ yields a value for $k(298$ K) slightly lower than these other studies, but a temperature dependence less than half of that recommended. While the results of Tichenor et al.⁴ were not used in deriving the recommendations, they are encompassed within the 2σ confidence limits. As discussed in the note for the $\text{OH} + \text{CH}_2=\text{CHF}$ reaction, the recommended rate constant represents the high pressure limit for this reaction.

(Table: 02-25, Note: 10-6, Evaluated: 10-6) [Back to Table](#)

- (1) Chang, J. S.; Kaufman, F. Kinetics of the reactions of hydroxyl radicals with some halocarbons: CHFCl_2 , CHF_2Cl , CH_3CCl_3 , C_2HCl_3 , and C_2Cl_4 . *J. Chem. Phys.* **1977**, *66*, 4989-4994.
- (2) Howard, C. J. Rate constants for the gas-phase reactions of OH radicals with ethylene and halogenated ethylene compounds. *J. Chem. Phys.* **1976**, *65*, 4771-4777.
- (3) Kirchner, K.; Helf, D.; Ott, P.; Vogt, S. The reaction of OH radicals with 1,1-di-, tri- and tetrachloroethylene. *Ber. Bunsenges. Phys. Chem.* **1990**, *94*, 77-83.
- (4) Tichenor, L. B.; Graham, J. L.; Yamada, T.; Taylor, P. H.; Peng, J.; Hu, X.; Marshall, P. Kinetic and modeling studies of the reaction of hydroxyl radicals with tetrachloroethylene. *J. Phys. Chem. A* **2000**, *104*, 1700-1707, doi:10.1021/jp993203m.
- (5) Winer, A. M.; Lloyd, A. C.; Darnall, K. R.; Pitts, J. N., Jr. Relative rate constants for the reaction of the hydroxyl radical with selected ketones, chloroethenes, and monoterpene hydrocarbons. *J. Phys. Chem.* **1976**, *80*, 1635-1639.

F53. $\text{OH} + \text{CF}_2=\text{CFCl}$. The recommended Arrhenius parameters are derived from the data of Abbatt and Anderson.¹ The value for $k(298$ K) reported by Howard² is in very good agreement with that recommended here.

(Table: 15-10, Note: 15-10, Evaluated: 15-10) [Back to Table](#)

- (1) Abbatt, J. P. D.; Anderson, J. G. High-pressure discharge flow kinetics and frontier orbital mechanistic analysis for $\text{OH} + \text{CH}_2\text{CCl}_2$, *cis*- CHClCHCl , *trans*- CHClCHCl , CFCICF_2 , and $\text{CF}_2\text{CCl}_2 \rightarrow$ Products. *J. Phys. Chem.* **1991**, *95*, 2382-2390.
- (2) Howard, C. J. Rate constants for the gas-phase reactions of OH radicals with ethylene and halogenated ethylene compounds. *J. Chem. Phys.* **1976**, *65*, 4771-4777.

F54. OH + (E)-CHCl=CHCF₃. The recommended value for k(298K) is an average of the values determined by Orkin et al.² and Gierczak et al.¹ The value reported in the room temperature relative rate study by Sulbaek-Andersen et al.,³ while only about 15% larger than the recommended value, has much greater uncertainty due to uncertainties in the reference reaction rate constants. The data reported by Orkin et al.² and Gierczak et al.¹ exhibit somewhat different temperature dependences. Orkin et al.² report significant curvature in the Arrhenius plot over the temperature range 220–370 K that is best fit by a modified three-parameter Arrhenius expression

$$k(T) = 1.03 \times 10^{-13} (T/298)^{2.29} \exp(+384/T).$$

This curvature is not seen in the data reported by Gierczak et al.¹ The recommended value for E/R is an average of the E/R values derived from the individual fits to the Orkin et al.² and Gierczak et al.¹ data for T <300 K.

(Table: 15-10, Note: 15-10, Evaluated: 15-10) [Back to Table](#)

- (1) Gierczak, T.; Baasandorj, M.; Burkholder, J. B. OH + (E)- and (Z)- 1-chloro-3,3,3-trifluoropropene- 1 (CF₃CH=CHCl) reaction rate coefficients: Stereoisomer-dependent reactivity. *J. Phys. Chem. A* **2014**, *118*, 11015-11025, doi:10.1021/jp509127h.
- (2) Orkin, V. L.; Martynova, L. E.; Kurylo, M. J. Photochemical properties of *trans*-1-chloro-3,3,3-trifluoropropene (*trans*-CHCl=CHCF₃): OH reaction rate constant, UV and IR absorption spectra, global warming potential, and ozone depletion potential. *J. Phys. Chem. A* **2014**, *118*, 5263-5271, doi:10.1021/jp5018949.
- (3) Sulbaek Andersen, M. P.; Nilsson, E. J. K.; Nielsen, O. J.; Johnson, M. S.; Hurley, M. D.; Wallington, T. J. Atmospheric chemistry of *trans*-CF₃CH=CHCl: Kinetics of the gas-phase reactions with Cl atoms, OH radicals, and O₃. *J. Photochem. and Photobiol. A: Chem.* **2008**, *199*, 92-97, doi:10.1016/j.jphotochem.2008.05.013.

F55. OH + (Z)-CHCl=CHCF₃. The recommended Arrhenius parameters are derived from a fit to the data of Gierczak et al.¹ for T <298 K. Above 298 K, the Arrhenius plot exhibits pronounced curvature such that the entire data set from 213 K–373 K is best fit by a modified three-parameter Arrhenius expression

$$k(T) = 1.15 \times 10^{-13} (T/298)^{1.38} \exp(+628/T).$$

Below 298 K this expression and the simple Arrhenius parameterization yield nearly identical values for the rate constant.

(Table: 15-10, Note: 15-10, Evaluated: 15-10) [Back to Table](#)

- (1) Gierczak, T.; Baasandorj, M.; Burkholder, J. B. OH + (E)- and (Z)- 1-chloro-3,3,3-trifluoropropene- 1 (CF₃CH=CHCl) reaction rate coefficients: Stereoisomer-dependent reactivity. *J. Phys. Chem. A* **2014**, *118*, 11015-11025, doi:10.1021/jp509127h.

F56. OH + CHF₂OCHClCF₃ (Isoflurane). The recommended value for k(298 K) is an average of the results from Tokuhashi et al.,⁵ Langbein et al.,³ and Sulbaek-Andersen et al.⁴ The recommended value for E/R is derived from a fit to the two temperature dependent data sets of Tokuhashi et al.⁵ The room temperature data determined in the discharge-flow experiments by Brown et al.² and Beach et al.¹ lie about 30% higher than recommended here. However, the data from Beach et al.¹ above room temperature agree well with those of Tokuhashi et al.⁵

(Table: 15-10, Note: 15-10, Evaluated: 15-10) [Back to Table](#)

- (1) Beach, S. D.; Hickson, K. M.; Smith, I. W. M.; Tuckett, R. P. Rate constants and Arrhenius parameters for the reactions of OH radicals and Cl atoms with CF₃CH₂OCHF₂, CF₃CHClOCHF₂ and CF₃CH₂OCClF₂, using the discharge-flow/resonance fluorescence method. *Phys. Chem. Chem. Phys.* **2001**, *3*, 3064-3069, doi:10.1039/b103883b.
- (2) Brown, A. C.; Canosa-Mas, C. E.; Parr, A. D.; Wayne, R. P. Laboratory studies of some halogenated ethanes and ethers: Measurements of rates of reaction with OH and of infrared absorption cross-sections. *Atmos. Environ.* **1990**, *24A*, 2499-2511.
- (3) Langbein, T.; Sonntag, H.; Trapp, D.; Hoffmann, A.; Malms, W.; Röth, E.-P.; Mörs, V.; Zellner, R. Volatile anaesthetics and the atmosphere: atmospheric lifetimes and atmospheric effects of halothane, enflurane, isoflurane, desflurane and sevoflurane. *British J. Anaest.* **1999**, *82*, 66-73.
- (4) Sulbaek Andersen, M. P.; Nielsen, O. J.; Karpichev, B.; Wallington, T. J.; Sander, S. P. Atmospheric chemistry of isoflurane, desflurane, and sevoflurane: Kinetics and mechanisms of reactions with chlorine atoms and OH radicals and global warming potentials. *J. Phys. Chem. A* **2012**, *116*, 5806-5820, doi:10.1021/jp2077598.

- (5) Tokuhashi, K.; Takahashi, A.; Kaise, M.; Kondo, S. Rate constants for the reactions of OH radicals with $\text{CH}_3\text{OCF}_2\text{CHFCl}$, $\text{CHF}_2\text{OCF}_2\text{CHFCl}$, $\text{CHF}_2\text{OCHClCF}_3$, and $\text{CH}_3\text{CH}_2\text{OCF}_2\text{CHF}_2$. *J. Geophys. Res.* **1999**, *104*, 18681-18688.

F57. OH + $\text{CHF}_2\text{OCF}_2\text{CHFCl}$ (Enflurane). The recommended value for $k(298\text{ K})$ is an average of the values from Tokuhashi et al.⁴ and Langbein et al.³ The recommended value for E/R is derived from a fit to the data below 400 K of Tokuhashi et al.⁴ (three absolute studies). The values of k determined in the discharge-flow experiments by Brown et al.² and Brown et al.¹ lie about 30% higher than recommended here.
(Table: 15-10, Note: 15-10, Evaluated: 15-10) [Back to Table](#)

- (1) Brown, A. C.; Canosa-Mas, C. E.; Parr, A. D.; Pierce, J. M. T.; Wayne, R. P. Tropospheric lifetimes of halogenated anaesthetics. *Nature* **1989**, *341*, 635-637.
- (2) Brown, A. C.; Canosa-Mas, C. E.; Parr, A. D.; Wayne, R. P. Laboratory studies of some halogenated ethanes and ethers: Measurements of rates of reaction with OH and of infrared absorption cross-sections. *Atmos. Environ.* **1990**, *24A*, 2499-2511.
- (3) Langbein, T.; Sonntag, H.; Trapp, D.; Hoffmann, A.; Malms, W.; Röth, E.-P.; Mörs, V.; Zellner, R. Volatile anaesthetics and the atmosphere: atmospheric lifetimes and atmospheric effects of halothane, enflurane, isoflurane, desflurane and sevoflurane. *British J. Anaest.* **1999**, *82*, 66-73.
- (4) Tokuhashi, K.; Takahashi, A.; Kaise, M.; Kondo, S. Rate constants for the reactions of OH radicals with $\text{CH}_3\text{OCF}_2\text{CHFCl}$, $\text{CHF}_2\text{OCF}_2\text{CHFCl}$, $\text{CHF}_2\text{OCHClCF}_3$, and $\text{CH}_3\text{CH}_2\text{OCF}_2\text{CHF}_2$. *J. Geophys. Res.* **1999**, *104*, 18681-18688.

F58. OH + CH_3OCl . The recommended Arrhenius parameters are derived from the data of Crowley et al.,¹ the only reported study of this reaction.
(Table: 02-25, Note: 02-25, Evaluated: 02-25) [Back to Table](#)

- (1) Crowley, J. N.; Campuzano-Jost, P.; Moortgat, G. K. Temperature dependent rate constants for the gas-phase reaction between OH and CH_3OCl . *J. Phys. Chem.* **1996**, *100*, 3601-3606.

F59. OH + CCl_3CHO . The recommended value for $k(298\text{ K})$ is an average of the values reported by Barry et al.² (using three independent techniques), Dobe et al.,³ Nelson et al.,⁴ Ballestra-Garcia et al.,¹ and Scollard et al.⁵ The temperature dependence is derived from the data of Dobe et al.³
(Table: 02-25, Note: 02-25, Evaluated: 02-25) [Back to Table](#)

- (1) Balestra-Garcia, C.; Le Bras, G.; MacLeod, H. Kinetic study of the reactions OH + mono-, di-, and trichloroacetaldehyde and acetaldehyde by laser photolysis resonance-fluorescence at 298 K. *J. Phys. Chem.* **1992**, *96*, 3312-3316.
- (2) Barry, J.; Scollard, D. J.; Treacy, J. J.; Sidebottom, H. W.; Le Bras, G.; Poulet, G.; Teton, S.; Chichinin, A.; Canosa-Mas, C. E.; Kinnison, D. J.; Wayne, R. P.; Nielsen, O. J. Kinetic data for the reaction of hydroxyl radicals with 1,1,1-trichloroacetaldehyde at $298 \pm 2\text{ K}$. *Chem. Phys. Lett.* **1994**, *221*, 353-358.
- (3) Dóbe, S.; Khachatryan, L. A.; Bérces, T. Kinetics of reactions of hydroxyl radicals with a series of aliphatic aldehydes. *Ber. Bunsenges. Phys. Chem.* **1989**, *93*, 847-852.
- (4) Nelson, L.; Shanahan, I.; Sidebottom, H. W.; Treacy, J.; Nielsen, O. J. Kinetics and mechanism for the oxidation of 1,1,1-trichloroethane. *Int. J. Chem. Kinet.* **1990**, *22*, 577-590.
- (5) Scollard, D. J.; Treacy, J. J.; Sidebottom, H. W.; Balestra-Garcia, C.; Laverdet, G.; Le Bras, G.; MacLeod, H.; Teton, S. Rate constants for the reactions of hydroxyl radicals and chlorine atoms with halogenated aldehydes. *J. Phys. Chem.* **1993**, *97*, 4683-4688, doi:10.1021/j100120a021.

F60. $\text{HO}_2 + \text{Cl}$. The recommendations for the two reaction channels are based upon the results of Hickson and Keyser,⁵ who measured both channels using the discharge flow-resonance fluorescence technique coupled with infrared diode laser spectroscopy, detecting HO, HO_2 , Cl, and HCl; by Lee and Howard,⁶ who measured the total rate constant and the OH + ClO channel using a discharge flow system with laser magnetic resonance detection of HO_2 , OH, and ClO; and by Riffault et al.,⁹ who measured the total rate constant and the OH + ClO channel using the discharge flow mass spectrometric technique. The studies of Lee and Howard and Riffault et al. suggest that the total rate constant is temperature independent with a value of $(4.2 \pm 0.7) \times 10^{-11}$ and $(4.4 \pm 0.6) \times 10^{-11}\text{ cm}^3\text{ molecule}^{-1}\text{ s}^{-1}$ over the temperature range 250–420 K and 230–360 K, respectively. The Hickson and Keyser study concludes that the HCl channel may be represented as $(1.4 \pm 0.3) \times 10^{-11} \exp[(269 \pm 58)/T]$ for temperatures from 256 to 296 K, while the OH channel is given by $(12.7 \pm 4.1) \times 10^{-11} \exp[-(801 \pm 94)/T]$ for temperatures of 226–336 K, the sum of which yields $4.3 \times 10^{-11}\text{ cm}^3\text{ molecule}^{-1}\text{ s}^{-1}$ at 298 K with a small temperature dependence. These values for the total rate constant are in agreement with the results of indirect studies relative to $\text{Cl} + \text{H}_2\text{O}_2$ (Leu and DeMore,⁷ Poulet et al.,⁸ and

Burrows et al.¹) or to Cl + H₂ (Cox³). The contribution of the reaction channel producing OH + ClO (22% at room temperature) is much higher than the upper limit reported by Burrows et al. (1% of total reaction). Cattell and Cox,² using a molecular modulation-UV absorption technique over the pressure range 50–760 Torr, report results in good agreement with those of Lee and Howard both for the overall rate constant and for the relative contribution of the two reaction channels. A study by Dobis and Benson⁴ reports a total rate constant in good agreement with this recommendation but a much lower contribution (5 ± 3%) of the channel producing OH + ClO. The equilibrium constant for the channel producing ClO + OH can be calculated with excellent accuracy. The recommended value for this channel comes from the combination of this equilibrium constant and the rate constant for the reverse reaction.

(Table: 09-31, Note: 09-31, Evaluated: 09-31) [Back to Table](#)

- (1) Burrows, J. P.; Cliff, D. I.; Harris, G. W.; Thrush, B. A.; Wilkinson, J. P. T. Atmospheric reactions of the HO₂ radical studied by laser magnetic-resonance spectroscopy. *Proc. Roy. Soc. Lond. A.* **1979**, *368*, 463-481.
- (2) Cattell, F. C.; Cox, R. A. Pressure dependence of the reactions of HO₂ with Cl and ClO. *J. Chem. Soc. Faraday Trans. 2* **1986**, *82*, 1413-1426.
- (3) Cox, R. A. Kinetics of the reaction Cl + HO₂ = HCl + O₂, using molecular modulation spectrometry. *Int. J. Chem. Kinet.* **1980**, *12*, 649-660.
- (4) Dobis, O.; Benson, S. W. Reaction of the ethyl radical with oxygen at millitorr pressures at 243-368 K and a study of the Cl + HO₂, ethyl + HO₂, and HO₂ + HO₂ reactions. *J. Am. Chem. Soc.* **1993**, *115*, 8798-8809, doi:10.1021/ja00072a038.
- (5) Hickson, K. M.; Keyser, L. F. A kinetic and product study of the Cl + HO₂ reaction. *J. Phys. Chem. A* **2005**, *109*, 6887-6900, doi:10.1021/jp051176w.
- (6) Lee, Y.-P.; Howard, C. J. Temperature dependence of the rate constant and the branching ratio for the reaction Cl + HO₂. *J. Chem. Phys.* **1982**, *77*, 756-763.
- (7) Leu, M.-T.; DeMore, W. B. Rate constants at 295 K for the reactions of atomic chlorine with H₂O₂, HO₂, O₃, CH₄ and HNO₃. *Chem. Phys. Lett.* **1976**, *41*, 121-124.
- (8) Poulet, G.; Le Bras, G.; Combourieu, J. Kinetic study of the reactions of Cl atoms with HNO₃, H₂O₂, and HO₂. *J. Chem. Phys.* **1978**, *69*, 767-773.
- (9) Riffault, V.; Bedjanian, Y.; Le Bras, G. Kinetics and mechanism of the reaction of Cl atoms with HO₂ radicals. *Int. J. Chem. Kinet.* **2001**, *33*, 317-327.

F61. HO₂ + ClO. The recommended value for k(298 K) is based on studies by Hickson et al.,⁴ Nikolaisen et al.,⁸ Knight et al.,⁵ and Stimpfle et al.,¹⁰ which studied the reaction as a function of temperature. Earlier room temperature measurements by Reimann and Kaufman,⁹ Leck et al.,⁶ Burrows and Cox,¹ and Cattell and Cox² are slightly lower than the current recommendation. The studies of Cattell and Cox and Nikolaisen et al. were performed over extended pressure ranges and did not observe a pressure dependence. The most recent studies find the T-dependence to be characterized by linear Arrhenius behavior over the entire temperature range and do not support the finding of Stimpfle et al. of non-Arrhenius behavior. The recommended value for E/R is based on an average of individual E/R values for each of the first four studies listed above over their entire temperature ranges. The two most probable pairs of reaction products are (1) HOCl + O₂ and (2) HCl + O₃. Finkbeiner et al.,³ using matrix isolation/ FTIR spectroscopy, studied product formation between 210 and 300 K at 700 Torr. HOCl was observed to be the dominant product (>95% at all temperatures). Upper limits ranging from 0.3% to 2% have been determined for the channel (2) room temperature branching ratio by Leu,⁷ Leck et al., Knight et al., and Finkbeiner et al. Slightly larger branching ratio (<5%) upper limit values for k₂/k were determined at temperatures below 250 K by Finkbeiner et al. and Leck et al. However, no direct evidence of product channels other than channel (1) was found. Theoretical calculations are in generally good agreement on the structures and relative energetics of the intermediates in this reaction system (see the summary in Hickson et al.⁴). In particular, Xu et al.¹¹ reported quantum chemistry and master equation calculations that are in reasonable agreement with the experiments. For atmospheric conditions, their calculations identified only two significant channels: the pressure-independent abstraction reaction to form HOCl + O₂ and pressure-dependent formation of HOOCl, which has thermal decomposition lifetimes ranging from hours to days under stratospheric conditions. At 250 K and 400 Torr of N₂, they calculate that the abstraction reaction constitutes ~60–70% of the total rate constant for ClO + HO₂, supporting the notion that a significant pressure-dependence exists. Further experimental studies on the formation, lifetime, and atmospheric fate of HOOCl are warranted.

(Table: 09-31, Note: 10-6, Evaluated: 10-6) [Back to Table](#)

- (1) Burrows, J. P.; Cox, R. A. Kinetics of chlorine oxide reactions using modulated photolysis. 4. The reactions $\text{Cl} + \text{Cl}_2\text{O} \rightarrow \text{Cl}_2 + \text{ClO}$ and $\text{ClO} + \text{HO}_2 \rightarrow$ products studied at 1 atm and 300 K. *J. Chem. Soc. Faraday Trans. 1* **1981**, *77*, 2465-2479.
- (2) Cattell, F. C.; Cox, R. A. Pressure dependence of the reactions of HO_2 with Cl and ClO . *J. Chem. Soc. Faraday Trans. 2* **1986**, *82*, 1413-1426.
- (3) Finkbeiner, M.; Crowley, J. N.; Horie, O.; Müller, R.; Moortgat, G. K.; Crutzen, P. J. Reaction between HO_2 and ClO : product formation between 210 and 300 K. *J. Phys. Chem.* **1995**, *99*, 16264-16275, doi:10.1021/j100044a011.
- (4) Hickson, K. M.; Keyser, L. F.; Sander, S. P. Temperature dependence of the $\text{HO}_2 + \text{ClO}$ reaction. 2. Reaction kinetics using the discharge-flow resonance-fluorescence technique. *J. Phys. Chem. A* **2007**, *111*, 8126-8138, doi:10.1021/jp0689464.
- (5) Knight, G. P.; Beiderhase, T.; Helleis, F.; Moortgat, G. K.; Crowley, J. N. Reaction of HO_2 with ClO : Flow tube studies of kinetics and product formation between 215 and 298 K. *J. Phys. Chem. A* **2000**, *104*, 1674-1685, doi:10.1021/jp9924631.
- (6) Leck, T. J.; Cook, J. L.; Birks, J. W. Studies of reactions of importance in the stratosphere. III. Rate constant and products of the reaction between ClO and HO_2 radicals at 298 K. *J. Chem. Phys.* **1980**, *72*, 2364-2373.
- (7) Leu, M. T. Product distribution for the reaction of HO_2 with ClO . *Geophys. Res. Lett.* **1980**, *7*, 173-175.
- (8) Nickolaisen, S. L.; Roehl, C. M.; Blakeley, L. K.; Friedl, R. R.; Francisco, J. S.; Liu, R. F.; Sander, S. P. Temperature dependence of the $\text{HO}_2 + \text{ClO}$ reaction. 1. Reaction kinetics by pulsed photolysis-ultraviolet absorption and ab initio studies of the potential surface. *J. Phys. Chem. A* **2000**, *104*, 308-319, doi:10.1021/jp992753h.
- (9) Reimann, B.; Kaufman, F. Rate constant of the reaction $\text{HO}_2 + \text{ClO} \rightarrow \text{HOCl} + \text{O}_2$. *J. Chem. Phys.* **1978**, *69*, 2925-2926
- (10) Stimpfle, R.; Perry, R.; Howard, C. J. Temperature dependence of the reaction of ClO and HO_2 radicals. *J. Chem. Phys.* **1979**, *71*, 5183-5190.
- (11) Xu, Z. F.; Zhu, R. S.; Lin, M. C. Ab initio studies of ClO_x reactions: VI. Theoretical prediction of total rate constant and product branching probabilities for the $\text{HO}_2 + \text{ClO}$ reaction. *J. Phys. Chem. A* **2003**, *107*, 3841-3850, doi:10.1021/jp0221237.

F62. $\text{H}_2\text{O} + \text{ClONO}_2$. The recommendation is based on the upper limits to the homogeneous bimolecular rate constant reported by Atkinson et al.¹ and Hatakeyama and Leu.^{2,3} Atkinson et al. observed by FTIR analysis the decay of ClONO_2 in the presence of H_2O in large-volume (2500 and 5800 liters) Teflon or Teflon-coated chambers. Their observed decay rate gives an upper limit to the homogeneous gas phase rate constant, and they conclude that the decay observed is due to heterogeneous processes. Hatakeyama and Leu, using a static photolysis system with FTIR analysis, derived a similar upper limit. Rowland et al.⁴ concluded that the decay they observed resulted from rapid heterogeneous processes. The homogeneous reaction is too slow to have any significant effect on atmospheric chemistry.

(Table: 87-41, Note: 87-41, Evaluated: 10-6) [Back to Table](#)

- (1) Atkinson, R.; Tuazon, R. C.; Macleod, H.; Aschmann, S. M.; Winer, A. M. The gas-phase reaction of chlorine nitrate with water vapor. *Geophys. Res. Lett.* **1986**, *13*, 117-120.
- (2) Hatakeyama, S.; Leu, M. T. Reactions of chlorine nitrate with HCl and H_2O . *Geophys. Res. Lett.* **1986**, *13*, 1343-1346.
- (3) Hatakeyama, S.; Leu, M. T. Rate constants for reactions between atmospheric reservoir species. 2. H_2O . *J. Phys. Chem.* **1989**, *93*, 5784-5789, doi:10.1021/j100352a027.
- (4) Rowland, F. S.; Sato, H.; Khwaja, H.; Elliott, S. M. The hydrolysis of chlorine nitrate and its possible atmospheric significance. *J. Phys. Chem.* **1986**, *90*, 1985-1988, doi:10.1021/j100401a001.

F63. $\text{NO} + \text{OCIO}$. The Arrhenius parameters are estimated based on 298 K data reported by Bemand et al.¹ Temperature data by Li et al.² are in good agreement with Bemand et al. at 298 K and display a negative temperature dependence over the range 220–367 K. However, the Li et al. data appear to be complicated by the secondary reaction of Cl with OCIO .

(Table: 82-57, Note: 10-6, Evaluated: 10-6) [Back to Table](#)

- (1) Bemand, P. P.; Clyne, M. A. A.; Watson, R. T. Reactions of chlorine oxide radicals Part 4.-Rate constants for the reactions $\text{Cl} + \text{OCIO}$, $\text{O} + \text{OCIO}$, $\text{H} + \text{OCIO}$, $\text{NO} + \text{OCIO}$ and $\text{O} + \text{ClO}$. *J. Chem. Soc. Faraday Trans. 1* **1973**, *69*, 1356-1374.
- (2) Li, Z. J.; Wuebbles, R. D.; Pylawka, N. J. Rate constant measurement for the reaction of OCIO with NO at 220-367 K. *Chem. Phys. Lett.* **2002**, *354*, 491-497.

- F64. NO + Cl₂O₂.** The recommended upper limit is that determined by Ingham et al.¹ in a study using a DF-MS technique.
(Table: 10-6, Note: 10-6, Evaluated: 10-6) [Back to Table](#)
- (1) Ingham, T.; Sander, S. P.; Friedl, R. R. Kinetics and product studies of the reaction of Br, Cl, and NO with ClOCl using discharge-flow mass spectrometry. *Faraday Discuss.* **2005**, *130*, 89-110, doi:10.1039/b500179j.
- F65. NO₃ + HCl.** The recommended upper limit is that reported by Mellouki et al.³ in a study using DF-EPR techniques. This upper limit shows that this reaction is of negligible importance in stratospheric chemistry. Somewhat lower upper limits have been reported by Cantrell et al.² and Canosa-Mas et al.¹; the latter study also reports Arrhenius parameters at higher temperatures (333–473 K).
(Table: 90-1, Note: 90-1, Evaluated: 10-6) [Back to Table](#)
- (1) Canosa-Mas, C. E.; Smith, S. J.; Toby, S.; Wayne, R. P. Laboratory studies of the reactions of the nitrate radical with chloroform, methanol, hydrogen chloride and hydrogen bromide. *J. Chem. Soc. Faraday Trans. 2* **1989**, *85*, 709-725.
- (2) Cantrell, C. A.; Davidson, J. A.; Shetter, R. E.; Anderson, B. A.; Calvert, J. G. The temperature invariance of the NO₃ absorption cross section in the 662-nm region. *J. Phys. Chem.* **1987**, *91*, 5858-5863, doi:10.1021/j100307a009.
- (3) Mellouki, A.; Poulet, G.; Le Bras, G.; Singer, R.; Burrows, J. P.; Moortgat, G. K. Discharge flow kinetic study of the reactions of NO₃ with Br, BrO, HBr, and HCl. *J. Phys. Chem.* **1989**, *93*, 8017-8021, doi:10.1021/j100361a012.
- F66. HO₂NO₂ + HCl.** This upper limit is based on results of static photolysis-FTIR experiments reported by Leu et al.¹
(Table: 90-1, Note: 90-1, Evaluated: 10-6) [Back to Table](#)
- (1) Leu, M.-T.; Hatkeyama, S.; Hsu, K. J. Rate constants for reactions between atmospheric reservoir species. 1. HCl. *J. Phys. Chem.* **1989**, *93*, 5778-5784, doi:10.1021/j100352a026.
- F67. Cl + O₃.** The results reported for k(298 K) by Watson et al.,¹³ Zahniser et al.,¹⁴ Kurylo and Braun,⁸ Clyne and Nip,⁴ Nicovich et al.,¹⁰ Seeley et al.,¹¹ and Beach et al.¹ are in good agreement, and have been used to determine the recommended value at this temperature. The values reported by Leu and DeMore⁹ (due to the large reported uncertainties) and Clyne and Watson⁵ (the value is inexplicably high) are not considered. The seven studies used for the k(298 K) recommendation report rate constants that agree to within 30-40% over the temperature range 205–300 K and all report similar values for the Arrhenius activation energy with the exception of Nicovich et al. and Seeley et al. who obtained significantly weaker temperature dependences. Nevertheless, there is no reason to prefer any one set of data over any other; therefore, the recommended E/R is the mean of the seven values for this parameter between 205 and 300 K. DeMore⁷ directly determined the ratio k(Cl + O₃)/k(Cl + CH₄) at 197–217 K to be within 15% of that calculated from the absolute rate constant values recommended here.
- Vanderzanden and Birks¹² have interpreted their observation of oxygen atoms in this system as evidence for some production (0.1–0.5%) of O₂ (¹Σ) in this reaction. The possible production of singlet molecular oxygen in this reaction has also been discussed by DeMore,⁶ in connection with the Cl₂ photosensitized decomposition of ozone. However Choo and Leu³ were unable to detect O₂(¹Σ) or O₂(¹Δ) in the Cl + O₃ system and set upper limits to the branching ratios for their production of 5 × 10⁻⁴ and 2.5 × 10⁻², respectively. They suggested two possible mechanisms for the observed production of oxygen atoms, involving reactions of vibrationally excited ClO radicals with O₃ or with Cl atoms, respectively. Burkholder et al.,² in a study of infrared line intensities of the ClO radical, present evidence in support of the second mechanism. In their experiments with excess Cl atoms, the vibrationally excited ClO radicals produced in the Cl + O₃ reaction can react with Cl atoms to give Cl₂ and oxygen atoms, which can then remove additional ClO radicals. These authors point out the possibility for systematic error from assuming a 1:1 stoichiometry for [Cl]:[O₃]₀ when using the Cl + O₃ reaction as a quantitative source of ClO radicals for kinetic and spectroscopic studies.
(Table: 06-2, Note: 06-2, Evaluated: 06-2) [Back to Table](#)
- (1) Beach, S. D.; Smith, I. W. M.; Tuckett, R. P. Rate constants for the reaction of Cl atoms with O₃ at temperatures from 298 to 184 K. *Int. J. Chem. Kinet.* **2002**, *34*, 104-109, doi:10.1002/kin.10033.

- (2) Burkholder, J. B.; Hammer, P. D.; Howard, C. J.; Goldman, A. Infrared line intensity measurements in the $v = 0-1$ band of the ClO radical. *J. Geophys. Res.* **1989**, *94*, 2225-2234.
- (3) Choo, K. Y.; Leu, M. T. Determination of $O_2(^1\Sigma_g^+)$ and $O_2(^1\Delta_g)$ yields in Cl + O_2 and Cl + O_3 reactions. *J. Phys. Chem.* **1985**, *89*, 4832-4837, doi:10.1021/j100268a035.
- (4) Clyne, M. A. A.; Nip, W. S. Study of elementary reactions by atomic resonance absorption with a non-reversed source Part 1.-The reaction Cl + $O_3 \rightarrow$ ClO + O_2 . *J. Chem. Soc. Faraday Trans. 2* **1976**, *72*, 838-847.
- (5) Clyne, M. A. A.; Watson, R. T. Kinetic studies of diatomic free radicals using mass spectrometry Part 2.-Rapid bimolecular reactions involving the ClO $X^2\Pi$ radical. *J. Chem. Soc. Faraday Trans. 1* **1974**, *70*, 2250-2259.
- (6) DeMore, W. B. 182nd National Meeting of the American Chemical Society, 1981, New York.
- (7) DeMore, W. B. Tests of stratospheric models: The reactions of atomic chlorine with O_3 and CH_4 at low temperature. *J. Geophys. Res.* **1991**, *96*, 4995-5000.
- (8) Kurylo, M. J.; Braun, W. Flash photolysis resonance fluorescence study of the reaction Cl + $O_3 \rightarrow$ ClO + O_2 over the temperature range 213-298 K. *Chem. Phys. Lett.* **1976**, *37*, 232-235.
- (9) Leu, M.-T.; DeMore, W. B. Rate constants at 295 K for the reactions of atomic chlorine with H_2O_2 , HO_2 , O_3 , CH_4 and HNO_3 . *Chem. Phys. Lett.* **1976**, *41*, 121-124.
- (10) Nicovich, J. M.; Kreutter, K. D.; Wine, P. H. Kinetics of the reactions of Cl(2P_1) and Br($^2P_{3/2}$) with O_3 . *Int. J. Chem. Kinet.* **1990**, *22*, 399-414.
- (11) Seeley, J. V.; Jayne, J. T.; Molina, M. J. Kinetic studies of chlorine atom reactions using the turbulent flow tube technique. *J. Phys. Chem.* **1996**, *100*, 4019-4025.
- (12) Vanderzanden, J. W.; Birks, J. W. Formation of oxygen atoms in the reaction of chlorine atoms with ozone. *Chem. Phys. Lett.* **1982**, *88*, 109-114.
- (13) Watson, R. T.; Machado, G.; Fischer, S.; Davis, D. D. A temperature dependence kinetics study of the reactions of Cl($^2P_{3/2}$) with O_3 , CH_4 , and H_2O_2 . *J. Chem. Phys.* **1976**, *65*, 2126-2138.
- (14) Zahniser, M. S.; Kaufman, F.; Anderson, J. G. Kinetics of the reaction Cl + $O_3 \rightarrow$ ClO + O_2 . *Chem. Phys. Lett.* **1976**, *37*, 226-231.

F68. Cl + H₂. The recommended value for k(298 K) is an average of the values measured by Westenberg and deHaas,¹² Lee et al.,⁸ Miller and Gordon,⁹ and Kita and Stedman.⁶ The value of k(298 K) derived in the flash photolysis - resonance fluorescence study of Davis et al.⁴ agrees with these studies but was likely overestimated by ~10% (the authors assumed that the fluorescence signal, I_f was proportional to $[Cl]^{0.9}$, whereas a linear relationship between I_f and $[Cl]$ probably held under their experimental conditions). Room temperature determinations by Kumaran et al.⁷ (from a study that was actually focused primarily on high temperature measurements) and Eberhard et al.⁵ (focused on obtaining yields of HCl product in different vibrational levels) are both in reasonable agreement with the recommendation, as are the results from the relative rate studies by Su et al.¹¹ and by Rodebush and Klingelhofer.¹⁰ The value for E/R is derived from a fit to the data at temperatures below 300 K reported by Westenberg and deHaas,¹² Lee et al.,⁸ and Miller and Gordon.⁹ The value is in good agreement with that determined by Adusei and Fontijn,¹ although these data lie systematically lower than the results from other studies. Extrapolation above room temperature using the recommended Arrhenius parameters is in reasonable agreement with the data of Benson et al.³ and Kita and Stedman.⁶ For a discussion of the large body of rate data at high temperatures, see the review by Baulch et al.² Miller and Gordon⁹ and Kita and Stedman⁶ also measured the rate of the reverse reaction and found the ratio to be in good agreement with equilibrium constant data.

(Table: 06-2, Note: 06-2, Evaluated: 06-2) [Back to Table](#)

- (1) Adusei, G. Y.; Fontijn, A. Experimental studies of Cl-atom reactions at high temperatures: Cl + $H_2 \rightarrow$ HCl + H from 291 to 1283 K. *Int. Symp. on Combust.* **1994**, *25*, 801-808.
- (2) Baulch, D. L.; Cox, R. A.; Hampson, R. F., Jr.; Kerr, J. A.; Troe, J.; Watson, R. T. Evaluated kinetic and photochemical data for atmospheric chemistry. *J. Phys. Chem. Ref. Data* **1980**, *9*, 295-471.
- (3) Benson, S. W.; Cruickshank, F. R.; Shaw, R. Iodine monochloride as a thermal source of chlorine atoms: The reaction of chlorine atoms with hydrogen. *Int. J. Chem. Kinet.* **1969**, *1*, 29-43.
- (4) Davis, D. D.; Braun, W.; Bass, A. M. Reactions of Cl($^2P_{3/2}$): Absolute rate constants for reaction with H_2 , CH_4 , C_2H_6 , CH_2Cl_2 , C_2Cl_4 , and $c-C_6H_{12}$. *Int. J. Chem. Kinet.* **1970**, *2*, 101-114.
- (5) Eberhard, J.; Yeh, P.-S.; Lee, Y.-P. Laser-photolysis/time-resolved Fourier-transform absorption spectroscopy: formation and quenching of HCl(v) in the chain reaction Cl/Cl₂/H₂. *J. Chem. Phys.* **1997**, *107*, 6499-6502.
- (6) Kita, D.; Stedman, D. H. Kinetic studies of reactions of hydrogen atoms with HCl, Cl₂ and NOCl, and chlorine atoms with H₂ and NOCl. *J. Chem. Soc. Faraday Trans. 2* **1982**, *78*, 1249-1259.

- (7) Kumaran, S. S.; Lim, K. P.; Michael, J. V. Thermal rate constants for the Cl + H₂ and Cl + D₂ reactions between 296 and 3000 K. *J. Chem. Phys.* **1994**, *101*, 9487-9498.
- (8) Lee, J. H.; Michael, J. V.; Payne, W. A., Jr.; Stief, L. J. Absolute rate of the reaction of Cl(²P) with molecular hydrogen from 200-500 K. *J. Chem. Soc. Faraday Trans. 1* **1977**, *73*, 1530-1536.
- (9) Miller, J. C.; Gordon, R. J. Kinetics of the Cl-H₂ system. I. Detailed balance in the Cl + H₂ reaction. *J. Chem. Phys.* **1981**, *75*, 5305-5310.
- (10) Rodebush, W. H.; Klingelhoefer, W. C., Jr. Atomic chlorine and its reaction with hydrogen. *J. Am. Chem. Soc.* **1933**, *55*, 130-142, doi:10.1021/ja01328a014.
- (11) Su, F.; Calvert, J. G.; Lindley, C. R.; Uselman, W. M.; Shaw, J. H. A Fourier transform infrared kinetic study of HOCl and its absolute integrated infrared band intensities. *J. Phys. Chem.* **1979**, *83*, 912-920, doi:10.1021/j100471a006.
- (12) Westenberg, A. A.; deHaas, N. Atom-molecule kinetics using ESR detection. IV. Results for Cl + H₂ ⇌ HCl + H in both directions. *J. Chem. Phys.* **1968**, *48*, 4405-4415.

F69. Cl + H₂O₂. The absolute rate coefficients determined at ~298 K by Watson et al.,⁶ Leu and DeMore,³ Michael et al.,⁴ Poulet et al.,⁵ and Keyser² range in value from (3.6–6.2) × 10⁻¹³. The studies of Michael et al., Keyser, and Poulet et al. are presently considered to be the most reliable. The recommended Arrhenius parameters are those reported by Keyser. The A-factor reported by Michael et al. is considerably lower than that expected from theoretical considerations and may possibly be attributed to decomposition of H₂O₂ at temperatures above 300 K. The data of Michael et al. at and below 300 K are in good agreement with the Arrhenius expression reported by Keyser. Heneghan and Benson,¹ using mass spectrometry, confirmed that this reaction proceeds only by the abstraction mechanism giving HCl and HO₂ as products.

(Table: 02-25, Note: 02-25, Evaluated: 10-6) [Back to Table](#)

- (1) Heneghan, S. P.; Benson, S. W. Kinetic study of the reactions of Cl and Br with H₂O₂. *Int. J. Chem. Kinet.* **1983**, *15*, 1311-1319.
- (2) Keyser, L. F. Absolute rate constant of the reaction between chlorine (²P) atoms and hydrogen peroxide from 298 to 424 K. *J. Phys. Chem.* **1980**, *84*, 11-14, doi:10.1021/j100438a004.
- (3) Leu, M.-T.; DeMore, W. B. Rate constants at 295 K for the reactions of atomic chlorine with H₂O₂, HO₂, O₃, CH₄ and HNO₃. *Chem. Phys. Lett.* **1976**, *41*, 121-124.
- (4) Michael, J. V.; Whytock, D. A.; Lee, J. H.; Payne, W. A.; Stief, L. J. Absolute rate constant for the reaction of atomic chlorine with hydrogen peroxide vapor over the temperature range 265-400 K. *J. Chem. Phys.* **1977**, *67*, 3533-3536.
- (5) Poulet, G.; Le Bras, G.; Combourieu, J. Kinetic study of the reactions of Cl atoms with HNO₃, H₂O₂, and HO₂. *J. Chem. Phys.* **1978**, *69*, 767-773.
- (6) Watson, R. T.; Machado, G.; Fischer, S.; Davis, D. D. A temperature dependence kinetics study of the reactions of Cl(²P_{3/2}) with O₃, CH₄, and H₂O₂. *J. Chem. Phys.* **1976**, *65*, 2126-2138.

F70. Cl + NO₃. The recommended value at room temperature is based on the discharge flow-EPR study of Mellouki et al.⁵ and the discharge flow-mass spectrometric study of Becker et al.¹ The results of these direct absolute rate studies are preferred over results of the earlier relative rate studies of Cox et al.,³ Burrows et al.,² and Cox et al.,⁴ in all of which NO₃ was monitored in the photolysis of Cl₂-ClONO₂-N₂ mixtures. Complications in the chemistry of the earlier systems probably contributed to the spread in reported values. This radical-radical reaction is expected to have negligible temperature dependence, which is consistent with the results from the study of Cox et al.⁴ in which the complications must have been temperature independent.

(Table: 94-26, Note: 94-26, Evaluated: 10-6) [Back to Table](#)

- (1) Becker, E.; Wille, U.; Rahman, M. M.; Schindler, R. H. An investigation of the reactions of NO₃ radicals with Cl and ClO. *Ber. Bunsenges. Phys. Chem.* **1991**, *95*, 1173-1179.
- (2) Burrows, J. P.; Tyndall, G. S.; Moortgat, G. K. Absorption spectrum of NO₃ and kinetics of the reactions of NO₃ with NO₂, Cl, and several stable atmospheric species at 298 K. *J. Phys. Chem.* **1985**, *89*, 4848-4856.
- (3) Cox, R. A.; Barton, R. A.; Ljungstrom, E.; Stocker, D. W. The reactions of Cl and ClO with the NO₃ radical. *Chem. Phys. Lett.* **1984**, *108*, 228-232.
- (4) Cox, R. A.; Fowles, M.; Moulton, D.; Wayne, R. P. Kinetics of the reactions of NO₃ radicals with Cl and ClO. *J. Phys. Chem.* **1987**, *91*, 3361-3365, doi:10.1021/j100296a051.
- (5) Mellouki, A.; Le Bras, G.; Poulet, G. Discharge flow kinetic study of NO₃ reactions with free radicals: The reaction of NO₃ with Cl. *J. Phys. Chem.* **1987**, *91*, 5760-5764, doi:10.1021/j100306a048.

F71. Cl + N₂O. This rate coefficient has been determined in a study of the halogen-catalyzed decomposition of nitrous oxide at about 1000 K by Kaufman et al.¹ The largest value reported was 10⁻¹⁷ cm³ molecule⁻¹ s⁻¹, with an activation energy of 34 kcal/mol. Extrapolation of these results to low temperature shows that this reaction cannot be of any significance in atmospheric chemistry. Kinetic isotope effects observed by Lesar et al.² are consistent with a reaction transition state where the chlorine atom is bonded to the oxygen atom of nitrous oxide with a planar trans arrangement of atoms.

(Table: 87-41, Note: 10-6, Evaluated: 10-6) [Back to Table](#)

- (1) Kaufman, F.; Gerri, N. J.; Pascale, D. A. Halogen catalyzed decomposition of nitrous oxide. *J. Chem. Phys.* **1956**, *24*, 32-34.
- (2) Lesar, A.; Hodošček, M.; Senegačnik, M. Experimental and theoretical studies of the decomposition of N₂O catalyzed by chlorine. *J. Chem. Phys.* **1996**, *105*, 917-926, doi:10.1063/1.471935.

F72. Cl + HNO₃. The recommended upper limit at room temperature is that reported in the study of Wine et al.,⁵ in which long-path laser absorption spectroscopy was used to look for the appearance of NO₃ following the pulsed laser photolysis of Cl₂-HNO₃ mixtures, with no evidence for NO₃ production observed. In the same study, a less sensitive upper limit was derived from monitoring Cl atom decay by resonance fluorescence. A less sensitive upper limit was also found in the discharge flow-EPR study of Zagogianni et al.⁶ Higher values obtained in earlier studies (Leu and DeMore,³ Kurylo et al.,² and Clark et al.¹), as well as the higher temperature results of Poulet et al.⁴ are not used.

(Table: 90-1, Note: 90-1, Evaluated: 10-6) [Back to Table](#)

- (1) Clark, R. H.; Husain, D.; Jezequel, J. Y. The reaction of chlorine atoms, Cl(3²P₁), with nitric acid in the gas phase. *J. Photochem.* **1982**, *18*, 39-46.
- (2) Kurylo, M. J.; Murphy, J. L.; Knable, G. L. Rate constant measurements for the reaction of Cl atoms with nitric acid over the temperature range 240-300 K. *Chem. Phys. Lett.* **1983**, *94*, 281-284.
- (3) Leu, M.-T.; DeMore, W. B. Rate constants at 295 K for the reactions of atomic chlorine with H₂O₂, HO₂, O₃, CH₄ and HNO₃. *Chem. Phys. Lett.* **1976**, *41*, 121-124.
- (4) Poulet, G.; Le Bras, G.; Combourieu, J. Kinetic study of the reactions of Cl atoms with HNO₃, H₂O₂, and HO₂. *J. Chem. Phys.* **1978**, *69*, 767-773.
- (5) Wine, P. H.; Wells, J. R.; Nicovich, J. M. Kinetics of the reactions of F(²P) and Cl(²P) with HNO₃. *J. Phys. Chem.* **1988**, *92*, 2223-2228, doi:10.1021/j100319a028.
- (6) Zagogianni, H.; Mellouki, A.; Poulet, G. Réactivité des radicaux Cl et ClO avec HNO₃. *C. R. Acad. Sci. Paris* **1987**, *Series II 304*, 573-578.

F73. Cl + HO₂NO₂. The only study of this reaction is by Simonaitis and Leu¹ using the low pressure discharge flow technique coupled with resonance fluorescence detection of Cl and mass spectrometric detection of HO₂NO₂ ion fragments. Consistent results were obtained monitoring either Cl or HO₂NO₂ decays and retrieved rate constants were less than 1 × 10⁻¹³ cm³ molecule⁻¹ s⁻¹ for all conditions. Impurities in the HO₂NO₂ sample (especially H₂O₂) complicated the measurements. A limited temperature study over the 296–399 K range suggests that E/R is in the range of 500–1500 K. Given the experimental difficulties, only an upper limit is recommended for the reaction rate.

(Table: 02-25, Note: 02-25, Evaluated: 10-6) [Back to Table](#)

- (1) Simonaitis, R.; Leu, M. T. Rate constant for the reaction Cl + HO₂NO₂ → Products. *Int. J. Chem. Kinet.* **1985**, *17*, 293-301.

F74. Cl + CH₄. The recommended value for k(298 K) = 1.0 × 10⁻¹³ cm³ molecule⁻¹ s⁻¹ is obtained as an average of the values derived from the absolute rate constant studies of Manning and Kurylo,¹⁵ Whytock et al.,²⁸ Michael and Lee,¹⁷ Lin et al.,¹⁴ Zahniser et al.,²⁹ Keyser,⁸ Ravishankara and Wine,²² Heneghan et al.⁷ (which is assumed to supersede the results obtained by Baghal-Vayjooee et al.¹), Dobis and Benson,⁶ Sawerysyn et al.,²³ Lazarou et al.,¹¹ Beichert et al.,² Seeley et al.,²⁵ Pilgrim et al.,¹⁸ Mellouki et al.,¹⁶ Wang and Keyser,²⁶ and Bryukov et al.,³ all of which fall in the range (0.9–1.13) × 10⁻¹³ cm³ molecule⁻¹ s⁻¹. Other absolute studies by Davis et al.,⁵ Clyne and Walker,⁴ Poulet et al.,¹⁹ Leu and DeMore,¹³ Watson et al.,²⁷ and Schlyer et al.²⁴ yield rate constant values slightly higher than those of the aforementioned studies. In some cases, this may be due to uncertainties in correcting the data for Cl atom loss via reaction with trace levels of ethane and propane in the methane samples used. Thus, these results were not used in deriving the recommended value for k(298 K). The values derived for k(298 K) from the competitive chlorination studies of Pritchard et al.,²⁰ Pritchard et al.,²¹ Knox,⁹ Knox and Nelson,¹⁰ Lee and Rowland,¹² and Lin et al.¹⁴ are in the range (0.8–1.6) × 10⁻¹³ cm³ molecule⁻¹ s⁻¹ when the original data are referenced to the presently recommended rate constant values for the reference reactions of Cl with H₂ and C₂H₆; these studies were not used in deriving the

recommended value for $k(298\text{ K})$. In particular, the reference reaction $\text{Cl} + \text{C}_2\text{H}_6$ has a rate constant more than three orders of magnitude greater than that of $\text{Cl} + \text{CH}_4$, thus making it far from ideal for a competitive chlorination study.

Nine of the aforementioned absolute studies used in the derivation of $k(298\text{ K})$ were performed at temperatures below 300 K (Manning and Kurylo,¹⁵ Whytock et al.,²⁸ Lin et al.,¹⁴ Zahniser et al.,²⁹ Keyser,⁸ Ravishankara and Wine,²² Heneghan et al.,⁷ Seeley et al.,²⁵ and Wang and Keyser²⁶). The agreement among all studies below 300 K is reasonably good, with values of E/R ranging from 1170 K to 1320 K. The recommended $E/R = 1270\text{ K}$ is derived from a combined fit to all data below 300 K from these nine studies after scaling each of the individual data sets to the recommended $k(298\text{ K})$. Systematic differences in activation energies are apparent when calculated using data obtained below 300 K versus data from above 300 K. Three studies have been performed over the temperature region between 200 and 500 K (Whytock et al.,²⁸ Zahniser et al.,²⁹ and Keyser⁸), and in each case non-linear Arrhenius behavior was observed.

The curvature in the Arrhenius plot over the temperature range from 180 K to 410 K can be fit by the three-parameter expression

$$k(180\text{--}410\text{ K}) = 2.36 \times 10^{-12} (T/298)^{1.37} \exp(-939/T).$$

Below 307 K, this expression yields values for $k(T)$ within 2% of those calculated using the Arrhenius parameters recommended above. The three-parameter expression is recommended for use in calculating the rate constants from the results of relative rate studies conducted both above and below room temperature in which the $\text{Cl} + \text{CH}_4$ reaction is used as the reference.

Ravishankara and Wine²² observed that at temperatures below 240 K the apparent bimolecular rate constant was dependent on the chemical composition of the reaction mixture. They suggested that the effect was due to a non-equilibration of the $^2P_{1/2}$ and $^2P_{3/2}$ states of atomic chlorine when the mixture did not contain an efficient spin equilibrator, and thus the results obtained at lower pressure using the discharge flow and competitive chlorination techniques may be in error at the lower temperatures (<240 K). However, subsequent studies did not reproduce this observation. Therefore, only data obtained by Ravishankara and Wine²² above 240 K were used here in the global fit.

(Table: 15-10, Note: 15-10, Evaluated: 15-10) [Back to Table](#)

- (1) Baghal-Vayjooee, M. H.; Colussi, A. J.; Benson, S. W. Very low pressure reactor. A new technique for measuring rates and equilibria of radical-molecule reactions at low temperature. Heat of formation of the methyl radical. *J. Am. Chem. Soc.* **1978**, *100*, 3214-3215.
- (2) Beichert, P.; Wingen, L.; Lee, J.; Vogt, R.; Ezell, M. J.; Ragains, M.; Neavyn, R.; Finlayson-Pitts, B. J. Rate constants for the reactions of chlorine atoms with some simple alkanes at 298 K: Measurement of a self-consistent set using both absolute and relative rate methods. *J. Phys. Chem.* **1995**, *99*, 13156-13162.
- (3) Bryukov, M. G.; Slagle, I. R.; Knyazev, V. D. Kinetics of reactions of Cl atoms with methane and chlorinated methanes. *J. Phys. Chem. A* **2002**, *106*, 10532-10542, doi:10.1021/jp0257909.
- (4) Clyne, M. A. A.; Walker, R. F. Absolute rate constants for elementary reactions in the chlorination of CH_4 , CD_4 , CH_3Cl , CH_2Cl_2 , CHCl_3 , CDCl_3 and CBrCl_3 . *J. Chem. Soc. Faraday Trans. 1* **1973**, *69*, 1547-1567.
- (5) Davis, D. D.; Braun, W.; Bass, A. M. Reactions of $\text{Cl}^2P_{3/2}$: Absolute rate constants for reaction with H_2 , CH_4 , C_2H_6 , CH_2Cl_2 , C_2Cl_4 , and $\text{c-C}_6\text{H}_{12}$. *Int. J. Chem. Kinet.* **1970**, *2*, 101-114.
- (6) Dobis, O.; Benson, S. W. Analysis of flow dynamics in a new, very low pressure reactor. Application to the reaction: $\text{Cl} + \text{CH}_4 \rightleftharpoons \text{HCl} + \text{CH}_3$. *Int. J. Chem. Kinet.* **1987**, *19*, 691-708.
- (7) Heneghan, S. P.; Knoot, P. A.; Benson, S. W. The temperature coefficient of the rates in the system $\text{Cl} + \text{CH}_4 \rightleftharpoons \text{CH}_3 + \text{HCl}$, thermochemistry of the methyl radical. *Int. J. Chem. Kinet.* **1981**, *13*, 677-691.
- (8) Keyser, L. F. Absolute rate and temperature dependence of the reaction between chlorine (2P) atoms and methane. *J. Chem. Phys.* **1978**, *69*, 214-218.
- (9) Knox, J. H. Application of gas phase partition chromatography to competitive chlorination reactions. *Chemistry and Industry* **1955**, 1631-1632.
- (10) Knox, J. H.; Nelson, R. L. Competitive chlorination reaction in the gas phase: Hydrogen and $\text{C}_1\text{-C}_5$ saturated hydrocarbons. *Trans. Far. Soc.* **1959**, *55*, 937-946.
- (11) Lazarou, Y. G.; Michael, C.; Papagiannakopoulos, P. Kinetics of the reaction of chlorine atoms with dimethylnitramine. *J. Phys. Chem.* **1992**, *96*, 1705-1708, doi:10.1021/j100183a039.
- (12) Lee, F. S. C.; Rowland, F. S. Competitive radiotracer evaluation of relative rate constants at stratospheric temperatures for reactions of ^{38}Cl with CH_4 and C_2H_6 vs. $\text{CH}_2=\text{CHBr}$. *J. Phys. Chem.* **1977**, *81*, 86-87.

- (13) Leu, M.-T.; DeMore, W. B. Rate constants at 295 K for the reactions of atomic chlorine with H₂O₂, HO₂, O₃, CH₄ and HNO₃. *Chem. Phys. Lett.* **1976**, *41*, 121-124.
- (14) Lin, C. L.; Leu, M. T.; DeMore, W. B. Rate constant for the reaction of atomic chlorine with methane. *J. Phys. Chem.* **1978**, *82*, 1772-1777, doi:10.1021/j100505a002.
- (15) Manning, R. G.; Kurylo, M. J. Flash photolysis resonance fluorescence investigation of the temperature dependencies of the reactions of Cl(²P) atoms with CH₄, CH₃Cl, CH₃F, CH₃F[†], and C₂H₆. *J. Phys. Chem.* **1977**, *81*, 291-296, doi:10.1021/j100519a003.
- (16) Mellouki, A. Kinetic studies of Cl atom reactions with series of alkanes using the pulsed laser photolysis resonance fluorescence method. *J. Chim. Phys.* **1998**, *95*, 513-522.
- (17) Michael, J. V.; Lee, J. H. Selected rate constants for H, O, N, and Cl atoms with substrates at room temperatures. *Chem. Phys. Lett.* **1977**, *51*, 303-306.
- (18) Pilgrim, J. S.; McIlroy, A.; Taatjes, C. A. Kinetics of Cl atom reactions with methane, ethane, and propane from 292 to 800 K. *J. Phys. Chem. A* **1997**, *101*, 1873-1880.
- (19) Poulet, G.; Le Bras, G.; Combourieu, J. Étude cinétique des réactions du chlore atomique et du radical ClO avec le méthane par la technique du réacteur à écoulement rapide, couplé à un spectromètre de masse. *J. Chim. Phys.* **1974**, *71*, 101-106.
- (20) Pritchard, H. O.; Pyke, J. B.; Trotman-Dickenson, A. F. A method for the study of chlorine atom reactions. The reaction Cl + CH₄ → CH₃ + HCl. *J. Am. Chem. Soc.* **1954**, *76*, 1201-1202.
- (21) Pritchard, H. O.; Pyke, J. B.; Trotman-Dickenson, A. F. The study of chlorine atom reactions in the gas phase. *J. Am. Chem. Soc.* **1955**, *77*, 2629-2633.
- (22) Ravishankara, A. R.; Wine, P. H. A laser flash photolysis-resonance fluorescence kinetics study of the reaction Cl(²P) + CH₄ → CH₃ + HCl. *J. Chem. Phys.* **1980**, *72*, 25-30.
- (23) Sawerysyn, J.-P.; Lafage, C.; Meriaux, B.; Tighezza, A. Cinétique de la réaction des atomes de chlore avec le méthane à 294 ± 1K: Une nouvelle étude par la technique du réacteur à écoulement rapide et à décharge couplé à un spectromètre de masse. *J. Chim. Phys.* **1987**, *84*, 1187-1193.
- (24) Schlyer, D. F.; Wolf, A. P.; Gaspar, P. P. Rate constants for the reactions of atomic chlorine with group 4 and group 5 hydrides. *J. Phys. Chem.* **1978**, *82*, 2633-2637, doi:10.1021/j100514a001.
- (25) Seeley, J. V.; Jayne, J. T.; Molina, M. J. Kinetic studies of chlorine atom reactions using the turbulent flow tube technique. *J. Phys. Chem.* **1996**, *100*, 4019-4025.
- (26) Wang, J. J.; Keyser, L. F. Kinetics of the Cl(²P₁) + CH₄ reaction: Effects of secondary chemistry below 300 K. *J. Phys. Chem. A* **1999**, *103*, 7460-7469.
- (27) Watson, R. T.; Machado, G.; Fischer, S.; Davis, D. D. A temperature dependence kinetics study of the reactions of Cl(²P_{3/2}) with O₃, CH₄, and H₂O₂. *J. Chem. Phys.* **1976**, *65*, 2126-2138.
- (28) Whytock, D. A.; Lee, J. H.; Michael, J. V.; Payne, W. A.; Stief, L. J. Absolute rate of the reaction of Cl(²P) with methane from 200-500 K. *J. Chem. Phys.* **1977**, *66*, 2690-2695.
- (29) Zahniser, M. S.; Berquist, B. M.; Kaufman, F. Kinetics of the reaction Cl + CH₄ → CH₃ + HCl from 200° to 500° K. *Int. J. Chem. Kinet.* **1978**, *10*, 15-29.

F75. Cl + CH₃D. The recommended value for k(298 K) is an average of the relative rate determinations by Feilberg et al.,² Sauer et al.,³ Saueressig et al.⁴ (two measurements), and Tyler et al.,⁵ all of which are in excellent agreement. The recommended value of E/R is derived from a combined fit to the data reported in the last three papers listed above after scaling each individual data set to the recommended k(298 K). The uncertainty in the data reported by Boone et al.¹ (both in the measured rate constant ratio and in the temperature of the experiment) significantly exceeds those of other studies. Hence, these data were not used in the evaluation. However, this result is encompassed within the recommended 2σ uncertainty. The result originally reported by Wallington and Hurley⁶ was corrected in a personal communication from the authors as later reported by Saueressig et al.⁴ The corrected value is in excellent agreement with the recommendation at the temperature of the experiment. Note that a three-parameter expression recommended for the reaction Cl + CH₄ was used to derive the rate constants from the rate constant ratios reported in the original papers. The excellent agreement among all of the results reported for the reaction between Cl and CH₃D used in deriving this recommendation could be well encompassed within uncertainty limits calculated with f(298 K) = 1.03 and g = 50. However, all of the above mentioned studies are relative rate measurements that utilize the same reference reaction, Cl + CH₄. Thus, all of these determinations can be affected by the same systematic uncertainty in the reference rate constant. The recommended uncertainty parameters, f(298 K) and g account for this added uncertainty.

(Table: 15-10, Note: 15-10, Evaluated: 15-10) [Back to Table](#)

- (1) Boone, G. D.; Agyin, F.; Robichaud, D. J.; Tao, F.-M.; Hewitt, S. A. Rate constants for the reactions of chlorine atoms with deuterated methanes: Experiment and theory. *J. Phys. Chem. A* **2001**, *105*, 1456-1464, doi:10.1021/jp0027290.

- (2) Feilberg, K. L.; Griffith, D. W. T.; Johnson, M. S.; Nielsen, C. J. The ^{13}C and D kinetic isotope effects in the reaction of CH_4 with Cl. *Int. J. Chem. Kinet.* **2005**, *37*, 110-118, doi:10.1002/kin.20058.
- (3) Sauer, F.; Portmann, R. W.; Ravishankara, A. R.; Burkholder, J. B. Temperature dependence of the Cl atom reaction with deuterated methanes. *J. Phys. Chem. A* **2015**, *119*, 4396-4407, doi:10.1021/jp508721h.
- (4) Saueressig, G.; Bergamaschi, P.; Crowley, J. N.; Fischer, H.; Harris, G. W. D/H kinetic isotope effect in the reaction $\text{CH}_4 + \text{Cl}$. *Geophys. Res. Lett.* **1996**, *23*, 3619-3622.
- (5) Tyler, S. C.; Ajie, H. O.; Rice, A. L.; Cicerone, R. J. Experimentally determined kinetic isotope effects in the reaction of CH_4 with Cl: Implications for atmospheric CH_4 . *Geophys. Res. Lett.* **2000**, *27*, 1715-1718.
- (6) Wallington, T. J.; Hurley, M. D. A kinetic study of the reaction of chlorine atoms with CF_3CHCl_2 , $\text{CF}_3\text{CH}_2\text{F}$, CFCl_2CH_3 , CF_2ClCH_3 , CHF_2CH_3 , CH_3D , CH_2D_2 , CHD_3 , CD_4 , and CD_3Cl at 295 ± 2 K. *Chem. Phys. Lett.* **1992**, *189*, 437-442.

F76. Cl + H₂CO. The results from five of the six published studies (Michael et al.,⁴ Anderson and Kurylo,¹ Niki et al.,⁵ Fasano and Nogar,² and Poulet et al.⁶) are in good agreement at ~ 298 K, but are $\sim 50\%$ greater than the value reported by Foon et al.³ The recommended value at 298 K is obtained by combining the absolute values reported by Michael et al., Anderson and Kurylo, and Fasano and Nogar, with the values obtained by combining the ratio of $k(\text{Cl} + \text{H}_2\text{CO})/k(\text{Cl} + \text{C}_2\text{H}_6)$ reported by Niki et al. (1.3 ± 0.1) and by Poulet et al. (1.16 ± 0.12) with the recommended value of $5.7 \times 10^{-11} \text{ cm}^3 \text{ molecule}^{-1} \text{ s}^{-1}$ for $k(\text{Cl} + \text{C}_2\text{H}_6)$ at 298 K. The recommended value of E/R is obtained from a least squares fit to all the data reported in Michael et al. and in Anderson and Kurylo. The A-factor was adjusted to agree with the recommended value at 298 K.

(Table: 82-57, Note: 82-57, Evaluated: 82-57) [Back to Table](#)

- (1) Anderson, P. C.; Kurylo, M. J. Rate constant measurements for the reaction $\text{Cl} + \text{CH}_2\text{O} \rightarrow \text{HCl} + \text{CHO}$. Implications regarding the removal of stratospheric chlorine. *J. Phys. Chem.* **1979**, *83*, 2055-2057.
- (2) Fasano, D. M.; Nogar, N. S. The infrared chemiluminescent reaction of Cl atoms with H_2CO . *Int. J. Chem. Kinet.* **1981**, *13*, 325-332.
- (3) Foon, R.; Le Bras, G.; Combourieu, J. Étude cinétique par résonance paramagnétique électronique de la réaction des atomes de chlore avec le formaldéhyde. *C. R. Acad. Sci. Paris* **1979**, *Serie C* 288, 241-243.
- (4) Michael, J. V.; Nava, D. F.; Payne, W. A.; Stief, L. J. Rate constant for the reaction of atomic chlorine with formaldehyde from 200 to 500 K. *J. Chem. Phys.* **1979**, *70*, 1147-1150.
- (5) Niki, H.; Maker, P. D.; Breitenbach, L. P.; Savage, C. M. FTIR studies of the kinetics and mechanism for the reaction of Cl atom with formaldehyde. *Chem. Phys. Lett.* **1978**, *57*, 596-599.
- (6) Poulet, G.; Laverdet, G.; Le Bras, G. Discharge flow-mass spectrometric determination of the rate coefficients for the reactions of formaldehyde with bromine atoms and chlorine atoms. *J. Phys. Chem.* **1981**, *85*, 1892-1895, doi:10.1021/j150613a023.

F77. Cl + HC(O)OH. The room temperature kinetics of this reaction have been studied by Wallington et al.³ and Li et al.¹ Wallington et al. used a relative rate technique at atmospheric pressure, while Li et al. employed flash photolysis at a pressure of 10 Torr. The results of the two studies are in excellent agreement and have been averaged together to derive the recommended value for $k(298 \text{ K})$. Reaction products have been investigated by Tyndall et al.² at room temperature and 700 Torr pressure. They measured the CO_2 yield to be $96 \pm 5\%$ and suggested that the HOCO complex reacted with either O_2 or Cl_2 in their experiment to give the observed product.

(Table: 02-25, Note: 02-25, Evaluated: 02-25) [Back to Table](#)

- (1) Li, Q.; Osborne, M. C.; Smith, I. W. M. Rate constants for the reactions of Cl atoms with HCOOH and with HOCO radicals. *Int. J. Chem. Kinet.* **2000**, *32*, 85-91.
- (2) Tyndall, G. S.; Wallington, T. J.; Potts, A. R. Product study of the reaction of Cl atoms with HCOOH . *Chem. Phys. Lett.* **1991**, *186*, 149-153.
- (3) Wallington, T. J.; Andino, J. M.; Ball, J. C.; Japar, S. M. Fourier transform infrared studies of the reaction of Cl atoms with PAN, PPN, CH_3OOH , HCOOH , CH_3COCH_3 and $\text{CH}_3\text{COC}_2\text{H}_5$ at 295 ± 2 K. *J. Atmos. Chem.* **1990**, *10*, 301-313.

F78. Cl + CH₃O₂. The recommended value for $k(298 \text{ K})$ is based on results of Maricq et al.,³ Jungkamp et al.,² and Daële and Poulet.¹ All three studies agree that this overall reaction is very fast. However, there is a discrepancy in the reported values of the branching ratios for the two pathways producing $\text{ClO} + \text{CH}_3\text{O}$ (a) and $\text{HCl} + \text{CH}_2\text{O}_2$ (b). The branching ratio for the reaction channels producing $\text{HCl} + \text{CH}_2\text{O}_2$ (b) was

reported to be 50% by both Maricq et al. and Jungkamp et al. but was reported to be 90% by Daële and Poulet. Because of this large discrepancy no branching ratios are recommended.

(Table: 97-4, Note: 97-4, Evaluated: 97-4) [Back to Table](#)

- (1) Daële, V.; Poulet, G. Kinetics and products of the reactions of CH_3O_2 with Cl and ClO. *J. Chim. Phys.* **1996**, *93*, 1081-1099.
- (2) Jungkamp, T. P.; Kukui, A.; Schindler, R. N. Determination of rate constants and product branching ratios for the reactions of CH_3O_2 and CH_3O with Cl atoms at room temperature. *Ber. Bunsenges. Phys. Chem.* **1995**, *99*, 1057-1066.
- (3) Maricq, M. M.; Szente, J. J.; Kaiser, E. W.; Shi, J. Reaction of chlorine atoms with methylperoxy and ethylperoxy radicals. *J. Phys. Chem.* **1994**, *98*, 2083-2089, doi:10.1021/j100059a017.

F79. Cl + CH_3OH . This recommendation for $k(298\text{ K})$ is based on results of the absolute rate studies of Michael et al.,⁴ Payne et al.,⁷ Dobe et al.,¹ Pagsberg et al.,⁶ and Tyndall et al.,¹⁰ and results obtained in the competitive chlorination studies of Wallington et al.,¹¹ Lightfoot et al.,² Nelson et al.,⁵ and Tyndall et al. The temperature independence of the rate constant was reported by Michael et al. in a direct study. This is consistent with the indirect results of Lightfoot et al., who deduced the rate coefficient for this reaction relative to that for methane as a function of temperature. This reaction can have two sets of products: $\text{CH}_2\text{OH} + \text{HCl}$, channel (a) and $\text{CH}_3\text{O} + \text{HCl}$, channel (b). Product analysis and isotopic substitution have established that the reaction proceeds via channel (a) rather than via channel (b); see Radford,⁸ Radford et al.,⁹ Meier et al.,³ and Payne et al.⁷ This reaction has been used in the laboratory as a source of CH_2OH and as a source of HO_2 by the reaction of CH_2OH with O_2 .

(Table: 02-25, Note: 02-25, Evaluated: 02-25) [Back to Table](#)

- (1) Dóbbé, S.; Otting, M.; Temps, F.; Wagner, H. G.; Ziemer, H. Fast flow kinetic studies of the reaction $\text{CH}_2\text{OH} + \text{HCl} = \text{CH}_3\text{OH} + \text{Cl}$. The heat of formation of hydroxymethyl. *Ber. Bunsenges. Phys. Chem.* **1993**, *97*, 877-884.
- (2) Lightfoot, P. D.; Veyret, B.; Lesclaux, R. Flash photolysis study of the $\text{CH}_3\text{O}_2 + \text{HO}_2$ reaction between 248 and 573 K. *J. Phys. Chem.* **1990**, *94*, 708-714.
- (3) Meier, U.; Grotheer, H. H.; Just, T. Temperature dependence and branching ratio of the $\text{CH}_3\text{OH} + \text{OH}$ reaction. *Chem. Phys. Lett.* **1984**, *106*, 97-101.
- (4) Michael, J. V.; Nava, D. F.; Payne, W. A.; Stief, L. J. Rate constants for the reaction of atomic chlorine with methanol and dimethyl ether from 200 to 500 K. *J. Chem. Phys.* **1979**, *70*, 3652-3656.
- (5) Nelson, L.; Rattigan, O.; Neavyn, R.; Sidebottom, H.; Treacy, J.; Nielsen, O. J. Absolute and relative rate constants for the reactions of hydroxyl radicals and chlorine atoms with a series of aliphatic alcohols and ethers at 298 K. *Int. J. Chem. Kinet.* **1990**, *22*, 1111-1126.
- (6) Pagsberg, P.; Munk, J.; Sillesen, A.; Anastasi, C. UV spectrum and kinetics of hydroxymethyl radicals. *Chem. Phys. Lett.* **1988**, *146*, 375-381.
- (7) Payne, W. A.; Brunning, J.; Mitchell, M. B.; Stief, L. J. Kinetics of the reactions of atomic chlorine with methanol and the hydroxymethyl radical with molecular oxygen at 298 K. *Int. J. Chem. Kinet.* **1988**, *20*, 63-74.
- (8) Radford, H. E. The fast reaction of CH_2OH with O_2 . *Chem. Phys. Lett.* **1980**, *71*, 195-197.
- (9) Radford, H. E.; Evenson, K. M.; Jennings, D. A. Far-infrared LMR detection of hydroxymethyl. *Chem. Phys. Lett.* **1981**, *78*, 589-591.
- (10) Tyndall, G. S.; Orlando, J. J.; Kegley-Owen, C. S.; Wallington, T. J.; Hurley, M. D. Rate coefficients for the reactions of chlorine atoms with methanol and acetaldehyde. *Int. J. Chem. Kinet.* **1999**, *31*, 776-784.
- (11) Wallington, T. J.; Skewes, L. M.; Siegl, W. O.; Wu, C. H.; Japar, S. M. Gas phase reaction of Cl atoms with a series of oxygenated organic species at 295 K. *Int. J. Chem. Kinet.* **1988**, *20*, 867-875.

F80. Cl + CH_3OOH . The recommended value for $k(298\text{ K})$ is taken from the only study of this reaction by Wallington et al.,¹ who measured the rate relative to $\text{Cl} + \text{C}_2\text{H}_6$ at 295 K and atmospheric pressure.

(Table: 02-25, Note: 02-25, Evaluated: 02-25) [Back to Table](#)

- (1) Wallington, T. J.; Andino, J. M.; Ball, J. C.; Japar, S. M. Fourier transform infrared studies of the reaction of Cl atoms with PAN, PPN, CH_3OOH , HCOOH , CH_3COCH_3 and $\text{CH}_3\text{COC}_2\text{H}_5$ at $295 \pm 2\text{ K}$. *J. Atmos. Chem.* **1990**, *10*, 301-313.

F81. Cl + CH_3ONO_2 . This reaction has been studied at 298 K by Nielsen et al.¹ using a relative rate technique. The reference compound was ethane. The recommended value is adjusted from that given by Nielsen et al.

using the currently recommended value for $k(\text{Cl} + \text{C}_2\text{H}_6)$. The temperature dependence is estimated by assuming an A-factor equal to approximately 20 times that of $\text{OH} + \text{CH}_3\text{ONO}_2$. This is consistent with observed Cl/OH A-factor ratios for primary H-abstraction from alkanes.

(Table: 02-25, Note: 02-25, Evaluated: 02-25) [Back to Table](#)

- (1) Nielsen, O. J.; Sidebottom, H. W.; Donlon, M.; Treacy, J. An absolute- and relative-rate study of the gas phase reaction of OH radicals and Cl atoms with alkyl nitrates. *Chem. Phys. Lett.* **1991**, *178*, 163-170.

F82. Cl + C₂H₆. The recommended value for $k(298\text{ K})$ is an average of the absolute rate coefficients reported in the studies of Manning and Kurylo,¹⁷ Lewis et al.,¹⁵ Dobis and Benson,⁶ Beichert et al.,³ Pilgrim et al.,¹⁹ Tyndall et al.,²⁴ Hitsuda et al.,⁹ Bryukov et al.,⁴ and Hickson and Keyser,⁸ all of which fall in the range $(5.3\text{--}6.1) \times 10^{-11} \text{ cm}^3 \text{ molecule}^{-1} \text{ s}^{-1}$. The value derived by Ray et al.,²¹ in a study where the primary focus was not the determination of the rate constant for the target reaction, lies in the same range. A somewhat higher value reported by Davis et al.⁵ was probably overestimated by ~10% (the authors assumed that the fluorescence signal, I_f was proportional to $[\text{Cl}]^{0.9}$, whereas a linear relationship between I_f and $[\text{Cl}]$ probably held under their experimental conditions). The rate constant reported by Schlyer et al.²² lies significantly lower than those from all other absolute studies, while the values from Mellouki et al.¹⁸ and Kaiser et al.¹¹ lie slightly higher. Room temperature rate constants derived from the relative rate experiments of Pritchard et al.,²⁰ Knox and Nelson,¹³ Atkinson and Aschmann,¹ Atkinson and Ashmann,² Tschuikow-Roux et al.,²³ Wallington et al.,²⁵ Beichert et al.,³ Hooshiyar and Niki,¹⁰ and Lin et al.¹⁶ exhibit considerably more scatter even when recalculated based on the same (current) recommendations for the rate constants of the reference reactions. Nevertheless, most are encompassed within the 2σ uncertainty limits recommended for the value of $k(298\text{ K})$. The relative rate results of Kelly et al.¹² and Lee and Rowland¹⁴ are significantly lower than other room temperature measurements. The recommended value for E/R is taken from a combined fit to the data of Manning and Kurylo,¹⁷ Dobis and Benson,⁶ and Hickson and Keyser⁸ after scaling all three data sets to the recommended value of $k(298\text{ K})$. The data from Lewis et al.¹⁵ and Lin et al.¹⁶ below 300 K are encompassed by the 2σ uncertainty bands. The temperature dependent studies by Pilgrim et al.¹⁹ and Bryukov et al. did not extend below room temperature. An extrapolation of the recommended Arrhenius parameters and the 2σ uncertainty bands above room temperature encompasses the data of Pilgrim et al. but not those of Bryukov et al., which are characterized by a much stronger temperature dependence. The data obtained at very low temperatures (167–48 K) in Laval nozzle experiments by Hickson et al.⁷ strongly support the current recommendations.

(Table: 06-2, Note: 10-6, Evaluated: 10-6) [Back to Table](#)

- (1) Atkinson, R.; Aschmann, S. M. Kinetics of the gas phase reaction of Cl atoms with a series of organics at $296 \pm 2\text{ K}$ and atmospheric pressure. *Int. J. Chem. Kinet.* **1985**, *17*, 33-41.
- (2) Atkinson, R.; Aschmann, S. M. A structure-activity relationship for the estimation of rate constants for the gas-phase reactions of OH radicals with organic compounds. *Int. J. Chem. Kinet.* **1987**, *19*, 1097-1105.
- (3) Beichert, P.; Wingen, L.; Lee, J.; Vogt, R.; Ezell, M. J.; Ragains, M.; Neavyn, R.; Finlayson-Pitts, B. J. Rate constants for the reactions of chlorine atoms with some simple alkanes at 298 K: Measurement of a self-consistent set using both absolute and relative rate methods. *J. Phys. Chem.* **1995**, *99*, 13156-13162.
- (4) Bryukov, M. G.; Slagle, I. R.; Knyazev, V. D. Kinetics of reactions of Cl atoms with ethane, chloroethane, and 1,1-dichloroethane. *J. Phys. Chem. A* **2003**, *107*, 6565-6573, doi:10.1021/jp0275138.
- (5) Davis, D. D.; Braun, W.; Bass, A. M. Reactions of $\text{Cl}^2\text{P}_{3/2}$: Absolute rate constants for reaction with H_2 , CH_4 , C_2H_6 , CH_2Cl_2 , C_2Cl_4 , and $\text{c-C}_6\text{H}_{12}$. *Int. J. Chem. Kinet.* **1970**, *2*, 101-114.
- (6) Dobis, O.; Benson, S. W. Temperature coefficients of the rates of Cl atom reactions with C_2H_6 , C_2H_5 , and C_2H_4 . The rates of disproportionation and recombination of ethyl radicals. *J. Am. Chem. Soc.* **1991**, *113*, 6377-6386, doi:10.1021/ja00017a004.
- (7) Hickson, K. M.; Bergeat, A.; Costes, M. A low temperature study of the reactions of atomic chlorine with simple alkanes. *J. Phys. Chem. A* **2010**, *114*, 3038-3044, doi:10.1021/jp9061253.
- (8) Hickson, K. M.; Keyser, L. F. Kinetics of the $\text{Cl}^2\text{P}_1 + \text{C}_2\text{H}_6$ reaction between 177 and 353 K. *J. Phys. Chem. A* **2004**, *108*, 1150-1159, doi:10.1021/jp036458f.
- (9) Hitsuda, K.; Takahashi, K.; Matsumi, Y.; Wallington, T. J. Kinetics of the reactions of $\text{Cl}^2\text{P}_{1/2}$ and $\text{Cl}^2\text{P}_{3/2}$ atoms with C_2H_6 , C_2D_6 , CH_3F , $\text{C}_2\text{H}_5\text{F}$, and CH_3CF_3 at 298 K. *J. Phys. Chem. A* **2001**, *105*, 5131-5136, doi:10.1021/jp003222s.
- (10) Hooshiyar, P. A.; Niki, H. Rate constants for the gas-phase reactions of Cl-atoms with $\text{C}_2\text{--C}_8$ alkanes at $T = 296 \pm 2\text{ K}$. *Int. J. Chem. Kinet.* **1995**, *27*, 1197-1206.

- (11) Kaiser, E. W.; Rimai, L.; Schwab, E.; Lim, E. C. Application of time-resolved infrared spectroscopy to the determination of absolute rate constants for $\text{Cl} + \text{C}_2\text{H}_6$ and $\text{Cl} + \text{C}_2\text{H}_5\text{Cl}$. *J. Phys. Chem.* **1992**, *96*, 303-306.
- (12) Kelly, C. C.; Yu, W. H. S.; Wijnen, M. H. J. Competitive chlorination reactions with ICl . II. CH_4 , C_2H_6 , C_3H_8 , and $\text{C}_2\text{H}_5\text{Cl}$. *Can. J. Chem.* **1970**, *48*, 603-606.
- (13) Knox, J. H.; Nelson, R. L. Competitive chlorination reaction in the gas phase: Hydrogen and C_1 - C_5 saturated hydrocarbons. *Trans. Far. Soc.* **1959**, *55*, 937-946.
- (14) Lee, F. S. C.; Rowland, F. S. Competitive radiotracer evaluation of relative rate constants at stratospheric temperatures for reactions of ^{38}Cl with CH_4 and C_2H_6 vs. $\text{CH}_2=\text{CHBr}$. *J. Phys. Chem.* **1977**, *81*, 86-87.
- (15) Lewis, R. S.; Sander, S. P.; Wagner, S.; Watson, R. T. Temperature-dependent rate constants for the reaction of ground-state chlorine with simple alkanes. *J. Phys. Chem.* **1980**, *84*, 2009-2015, doi:10.1021/j100453a004.
- (16) Lin, C. L.; Leu, M. T.; DeMore, W. B. Rate constant for the reaction of atomic chlorine with methane. *J. Phys. Chem.* **1978**, *82*, 1772-1777, doi:10.1021/j100505a002.
- (17) Manning, R. G.; Kurylo, M. J. Flash photolysis resonance fluorescence investigation of the temperature dependencies of the reactions of $\text{Cl}(^2\text{P})$ atoms with CH_4 , CH_3Cl , CH_3F , $\text{CH}_3\text{F}^\dagger$, and C_2H_6 . *J. Phys. Chem.* **1977**, *81*, 291-296, doi:10.1021/j100519a003.
- (18) Mellouki, A. Kinetic studies of Cl atom reactions with series of alkanes using the pulsed laser photolysis resonance fluorescence method. *J. Chim. Phys.* **1998**, *95*, 513-522.
- (19) Pilgrim, J. S.; McIlroy, A.; Taatjes, C. A. Kinetics of Cl atom reactions with methane, ethane, and propane from 292 to 800 K. *J. Phys. Chem. A* **1997**, *101*, 1873-1880.
- (20) Pritchard, H. O.; Pyke, J. B.; Trotman-Dickenson, A. F. The study of chlorine atom reactions in the gas phase. *J. Am. Chem. Soc.* **1955**, *77*, 2629-2633.
- (21) Ray, G. W.; Keyser, L. F.; Watson, R. T. Kinetics study of the $\text{Cl}(^2\text{P}) + \text{Cl}_2\text{O} \rightarrow \text{Cl}_2 + \text{ClO}$ reaction at 298 K. *J. Phys. Chem.* **1980**, *84*, 1674-1681, doi:10.1021/j100450a003.
- (22) Schlyer, D. F.; Wolf, A. P.; Gaspar, P. P. Rate constants for the reactions of atomic chlorine with group 4 and group 5 hydrides. *J. Phys. Chem.* **1978**, *82*, 2633-2637, doi:10.1021/j100514a001.
- (23) Tschuikow-Roux, E.; Faraji, F.; Paddison, S.; Niedzielski, J.; Miyokawa, K. Kinetics of photochlorination of halogen (F, Cl, Br) substituted methanes. *J. Phys. Chem.* **1988**, *92*, 1488-1495, doi:10.1021/j100317a023.
- (24) Tyndall, G. S.; Orlando, J. J.; Wallington, T. J.; Dill, M.; Kaiser, E. W. Kinetics and mechanisms of the reactions of chlorine atoms with ethane, propane, and n-butane. *Int. J. Chem. Kinet.* **1997**, *29*, 43-55.
- (25) Wallington, T. J.; Skewes, L. M.; Siegl, W. O.; Wu, C. H.; Japar, S. M. Gas phase reaction of Cl atoms with a series of oxygenated organic species at 295 K. *Int. J. Chem. Kinet.* **1988**, *20*, 867-875.

F83. $\text{Cl} + \text{C}_2\text{H}_5\text{O}_2$. The recommended values of $k(298\text{ K})$ for the two reaction channels are based on results of Maricq et al.¹

(Table: 94-26, Note: 94-26, Evaluated: 94-26) [Back to Table](#)

- (1) Maricq, M. M.; Szente, J. J.; Kaiser, E. W.; Shi, J. Reaction of chlorine atoms with methylperoxy and ethylperoxy radicals. *J. Phys. Chem.* **1994**, *98*, 2083-2089, doi:10.1021/j100059a017.

F84. $\text{Cl} + \text{CH}_3\text{CH}_2\text{OH}$. The rate coefficient for this reaction has been studied at 298 K by four groups using a relative rate technique: Nelson et al.,² Wallington et al.,⁴ Edelbüttel -Einhaus et al.,¹ and Taatjes et al.³ Nelson et al. measured this rate constant relative to $\text{Cl} + \text{cyclohexane}$, while the others used $\text{Cl} + \text{C}_2\text{H}_6$ as the reference reaction. Taatjes et al. also measured this rate coefficient by measuring the temporal profile of the HCl product. The agreement between these five measurements is quite good, and the recommendation for $k(298\text{ K})$ is based on the average value. Taatjes et al. studied the temperature dependence of this rate coefficient above 298 K and found it to be essentially independent of temperature. We recommend the same temperature independence at atmospheric temperatures.

This reaction can have three sets of products: $\text{CH}_2\text{CH}_2\text{OH} + \text{HCl}$, channel (a); CH_3CHOH , channel (b); and $\text{CH}_3\text{CH}_2\text{O}$ channel (c). Taatjes et al. have deduced that channel (c) is negligible and that channel (a) is about 8% at 298 K. Therefore, the majority of reaction is expected to occur via channel (b). It is very unlikely that these branching ratios will change significantly at lower atmospheric temperatures.

(Table: 02-25, Note: 02-25, Evaluated: 02-25) [Back to Table](#)

- (1) Edelbüttel-Einhaus, J.; Hoyermann, K.; Rohde, G.; Seeba, J. The detection of the hydroxyethyl radical by REMPI/mass-spectrometry and the application to the study of the reactions $\text{CH}_3\text{CHOH} + \text{O}$ and $\text{CH}_3\text{CHOH} + \text{H}$. *Proc. Combust. Inst.* **1992**, *24*, 661-668.

- (2) Nelson, L.; Rattigan, O.; Neavyn, R.; Sidebottom, H.; Treacy, J.; Nielsen, O. J. Absolute and relative rate constants for the reactions of hydroxyl radicals and chlorine atoms with a series of aliphatic alcohols and ethers at 298 K. *Int. J. Chem. Kinet.* **1990**, *22*, 1111-1126.
- (3) Taatjes, C. A.; Christensen, L. K.; Hurley, M. D.; Wallington, T. J. Absolute and site-specific abstraction rate coefficients for reactions of Cl with CH₃CH₂OH, CH₃CD₂OH, and CD₃CH₂OH between 295 and 600 K. *J. Phys. Chem. A* **1999**, *103*, 9805-9814.
- (4) Wallington, T. J.; Skewes, L. M.; Siegl, W. O.; Wu, C. H.; Japar, S. M. Gas phase reaction of Cl atoms with a series of oxygenated organic species at 295 K. *Int. J. Chem. Kinet.* **1988**, *20*, 867-875.

F85. Cl + CH₃C(O)OH. The recommended value for k(298 K) is based on the room temperature study by Koch and Moortgat¹ using a relative rate technique. Deuterium substitution of the methyl hydrogens decreased the observed rate by a factor of 3.75. In addition, CO and CO₂ reaction products were observed in a stoichiometric ratio of 1:1. These observations were interpreted in terms of methyl hydrogen abstraction from acetic acid to form the CH₂C(O)OH radical followed by reaction with O₂ to form a peroxy radical. Thermal decomposition of the peroxy radical produces HCHO, CO₂, and atomic H. In the laboratory system, the HCHO reacts with atomic chlorine to yield CO.
(Table: 02-25, Note: 02-25, Evaluated: 02-25) [Back to Table](#)

- (1) Koch, S.; Moortgat, G. K. Rate and mechanism of the reaction Cl + CH₃COOH. *Chem. Phys. Lett.* **1990**, *173*, 531-536.

F86. Cl + CH₃CN. The recommended Arrhenius parameters are based on the study by Tyndall et al.,⁴ using both relative and absolute methods over a wide range of experimental conditions. These results are preferred over those of earlier studies by Kurylo and Knable,¹ Poulet et al.,³ and Olbregts et al.² Product studies reported by Tyndall et al.⁴ show that reaction proceeds predominantly, if not exclusively, by hydrogen atom abstraction.
(Table: 97-4, Note: 97-4, Evaluated: 97-4) [Back to Table](#)

- (1) Kurylo, M. J.; Knable, G. L. A kinetics investigation of the gas-phase reactions of Cl(²P) and OH(X²Π) with CH₃CN: Atmospheric significance and evidence for decreased reactivity between strong electrophiles. *J. Phys. Chem.* **1984**, *88*, 3305-3308, doi:10.1021/j150659a033.
- (2) Olbregts, J.; Brasseur, G.; Arijs, E. J. Reaction of acetonitrile and chlorine atoms. *J. Photochem.* **1984**, *24*, 315-322.
- (3) Poulet, G.; Laverdet, G.; Jourdain, J. L.; Le Bras, G. Kinetic study of the reactions of acetonitrile with Cl and OH radicals. *J. Phys. Chem.* **1984**, *88*, 6259-6263, doi:10.1021/j150669a041.
- (4) Tyndall, G. S.; Orlando, J. J.; Wallington, T. J.; Sehested, J.; Nielsen, O. J. Kinetics of the reactions of acetonitrile with chlorine and fluorine atoms. *J. Phys. Chem.* **1996**, *100*, 660-668, doi:10.1021/jp9521417.

F87. Cl + C₂H₅ONO₂. Wallington et al.² and Nielsen et al.¹ have measured the rate of this reaction at room temperature relative to atomic chlorine reactions with ethyl chloride and ethane, respectively. The two studies are in excellent agreement, and the recommended value is based on an average of the two. The values given in Wallington et al. and Nielsen et al. were adjusted based on the currently accepted values of the reference rate constants. The temperature dependence is estimated by assuming an A-factor equal to approximately 20 times that of OH + CH₃ONO₂. This is consistent with observed Cl/OH A-factor ratios for primary H-abstraction from alkanes.
(Table: 02-25, Note: 02-25, Evaluated: 02-25) [Back to Table](#)

- (1) Nielsen, O. J.; Sidebottom, H. W.; Donlon, M.; Treacy, J. An absolute- and relative-rate study of the gas phase reaction of OH radicals and Cl atoms with alkyl nitrates. *Chem. Phys. Lett.* **1991**, *178*, 163-170.
- (2) Wallington, T. J.; Hinman, M. M.; Andino, J. M.; Siegl, W. O.; Japar, S. M. A relative rate study of the reaction of Cl atoms with a series of alkyl nitrates and nitro alkanes in air at 295 ± 2K. *Int. J. Chem. Kinet.* **1990**, *22*, 665-671.

F88. Cl + CH₃CO₃NO₂ (PAN). The recommended upper limit for k(298 K) is based on results of the relative rate study of Wallington et al.² In this study, no reaction of PAN was observed in the presence of Cl atoms. These results are preferred over the results of the direct study of Tsalkani et al.¹ using a discharge flow system with EPR detection of Cl atom decay (in which the authors reported a rate constant of (3.7 ± 1.7) × 10⁻¹³ cm³ molecule⁻¹ s⁻¹). In both studies, the major impurity in the PAN samples would be the alkane solvent. The presence of 0.1% tridecane in the PAN sample used by Tsalkani et al. could account for the observed Cl atom

decay; however, solvent impurities in the PAN sample would be of no consequence in the relative rate study of Wallington et al.

(Table: 92-20, Note: 92-20, Evaluated: 92-20) [Back to Table](#)

- (1) Tsalkani, N.; Mellouki, A.; Poulet, G.; Toupance, G.; Le Bras, G. Rate constant measurement for the reactions of OH and Cl with peroxyacetyl nitrate at 298 K. *J. Atmos. Chem.* **1988**, *7*, 409-419.
- (2) Wallington, T. J.; Andino, J. M.; Ball, J. C.; Japar, S. M. Fourier transform infrared studies of the reaction of Cl atoms with PAN, PPN, CH₃OOH, HCOOH, CH₃COCH₃ and CH₃COC₂H₅ at 295 ± 2 K. *J. Atmos. Chem.* **1990**, *10*, 301-313.

F89. Cl + C₃H₈. The recommended values for k(298 K) and E/R for two individual reaction channels are presented in the Table. The recommended k(298 K) values are the means of the results from the competitive chlorination studies by Knox and Nelson,⁸ Kelly et al.,⁷ Tschuikow-Roux et al.,¹⁴ Tyndall et al.,¹⁵ and Sarzynski and Sztuba.¹³ The recommended E/R values are based on the data of Sarzynski and Sztuba obtained between 300 K and 400 K.

The recommended value for k(298 K) for the overall reaction given below is the mean of results of the competitive chlorination studies of Pritchard et al.,¹² Knox and Nelson,⁸ Kelly et al.,⁷ Tschuikow-Roux et al.,¹⁴ Atkinson and Aschmann,¹ Wallington et al.,¹⁶ Beichert et al.,² Hooshiyar and Niki,⁶ Tyndall et al.¹⁵ (two determinations), and Sarzynski and Sztuba,¹³ and the absolute rate studies of Lewis et al.,⁹ Beichert et al.,² Pilgrim et al.,¹¹ Mellouki,¹⁰ Hitsuda et al.,⁵ and Choi et al.³ The recommended value of E/R = 0 for the overall reaction is based on the data obtained between 300 K and 400 K by Sarzynski and Sztuba. The data obtained at very low temperatures (167 K–48 K) in Laval nozzle experiments by Hickson et al.,⁴ the data of Pilgrim et al.,¹¹ extended to higher temperatures (292 K – 700 K), and the measurements by Choi et al.³ at 298 K and 195 K exhibit no variation with temperature and, thus, support this recommendation.

$$\begin{aligned}A &= 1.45 \times 10^{-10} \text{ cm}^3 \text{ molecule}^{-1} \text{ s}^{-1} \\E/R &= 0 \\k(298 \text{ K}) &= 1.4 \times 10^{-10} \text{ cm}^3 \text{ molecule}^{-1} \text{ s}^{-1} \\f(298 \text{ K}) &= 1.05 \\g &= 0\end{aligned}$$

The sum of the recommended rate constant expressions for the two channels gives the same values as the rate constant expression recommended for the total reaction.

(Table: 15-10, Note: 15-10, Evaluated: 15-10) [Back to Table](#)

- (1) Atkinson, R.; Aschmann, S. M. Kinetics of the gas phase reaction of Cl atoms with a series of organics at 296 ± 2 K and atmospheric pressure. *Int. J. Chem. Kinet.* **1985**, *17*, 33-41.
- (2) Beichert, P.; Wingen, L.; Lee, J.; Vogt, R.; Ezell, M. J.; Ragains, M.; Neavyn, R.; Finlayson-Pitts, B. J. Rate constants for the reactions of chlorine atoms with some simple alkanes at 298 K: Measurement of a self-consistent set using both absolute and relative rate methods. *J. Phys. Chem.* **1995**, *99*, 13156-13162.
- (3) Choi, N.; Pilling, M. J.; Seakins, P. W.; Wang, L. Studies of site selective hydrogen atom abstractions by Cl atoms from isobutane and propane by laser flash photolysis/IR diode laser spectroscopy. *Phys. Chem. Chem. Phys.* **2006**, *8*, 2172-2178, doi:10.1039/b516531h.
- (4) Hickson, K. M.; Bergeat, A.; Costes, M. A low temperature study of the reactions of atomic chlorine with simple alkanes. *J. Phys. Chem. A* **2010**, *114*, 3038-3044, doi:10.1021/jp9061253.
- (5) Hitsuda, K.; Takahashi, K.; Matsumi, Y.; Wallington, T. J. Kinetics of the reactions of Cl(²P_{1/2}) and Cl(²P_{3/2}) atoms with C₂H₆, C₂D₆, CH₃F, C₂H₅F, and CH₃CF₃ at 298 K. *J. Phys. Chem. A* **2001**, *105*, 5131-5136, doi:10.1021/jp003222s.
- (6) Hooshiyar, P. A.; Niki, H. Rate constants for the gas-phase reactions of Cl-atoms with C₂-C₈ alkanes at T = 296 ± 2 K. *Int. J. Chem. Kinet.* **1995**, *27*, 1197-1206.
- (7) Kelly, C. C.; Yu, W. H. S.; Wijnen, M. H. J. Competitive chlorination reactions with ICl. II. CH₄, C₂H₆, C₃H₈, and C₂H₅Cl. *Can. J. Chem.* **1970**, *48*, 603-606.
- (8) Knox, J. H.; Nelson, R. L. Competitive chlorination reaction in the gas phase: Hydrogen and C₁-C₅ saturated hydrocarbons. *Trans. Far. Soc.* **1959**, *55*, 937-946.
- (9) Lewis, R. S.; Sander, S. P.; Wagner, S.; Watson, R. T. Temperature-dependent rate constants for the reaction of ground-state chlorine with simple alkanes. *J. Phys. Chem.* **1980**, *84*, 2009-2015, doi:10.1021/j100453a004.
- (10) Mellouki, A. Kinetic studies of Cl atom reactions with series of alkanes using the pulsed laser photolysis resonance fluorescence method. *J. Chim. Phys.* **1998**, *95*, 513-522.
- (11) Pilgrim, J. S.; McIlroy, A.; Taatjes, C. A. Kinetics of Cl atom reactions with methane, ethane, and propane from 292 to 800 K. *J. Phys. Chem. A* **1997**, *101*, 1873-1880.

- (12) Pritchard, H. O.; Pyke, J. B.; Trotman-Dickenson, A. F. The study of chlorine atom reactions in the gas phase. *J. Am. Chem. Soc.* **1955**, *77*, 2629-2633.
- (13) Sarzynski, D.; Sztuba, S. Gas-phase reactions of Cl atoms with propane, n-butane, and isobutane. *Int. J. Chem. Kinet.* **2002**, *34*, 651-658, doi:10.1002/kin.10096.
- (14) Tschuikow-Roux, E.; Yano, T.; Niedzielski, J. Reactions of ground state chlorine atoms with fluorinated methanes and ethanes. *J. Chem. Phys.* **1985**, *82*, 65-74.
- (15) Tyndall, G. S.; Orlando, J. J.; Wallington, T. J.; Dill, M.; Kaiser, E. W. Kinetics and mechanisms of the reactions of chlorine atoms with ethane, propane, and n-butane. *Int. J. Chem. Kinet.* **1997**, *29*, 43-55.
- (16) Wallington, T. J.; Skewes, L. M.; Siegl, W. O.; Wu, C. H.; Japar, S. M. Gas phase reaction of Cl atoms with a series of oxygenated organic species at 295 K. *Int. J. Chem. Kinet.* **1988**, *20*, 867-875.

F90. Cl + CH₃C(O)CH₃. The recommended value for k(298 K) is an average of the values derived in the relative rate studies by Carr et al.,² Christensen et al.,³ Martinez et al.,⁴ Orlando et al.,⁷ Romanias et al.,⁸ and Wallington et al.¹⁰ and in the absolute rate studies by Romanias et al.,⁸ Takahashi et al.,⁹ and Zhao et al.,¹¹ all of which agree to within 15–20%. Room temperature rate constants reported by Notario et al.⁵ and Albaladejo et al.¹ are about 40–50% greater than the recommended value, whereas the value reported by Olsson et al.⁶ is approximately 25% lower than recommended. Because of the level of disagreement with eight other studies, the results of the last three investigations listed above were not included in deriving the recommended value for k(298 K). The recommended value for E/R is derived from an Arrhenius fit to the data of Orlando et al.⁷ and Zhao et al.¹¹ and the absolute rate data of Romanias et al.⁸ after scaling each data set to the recommended value for k(298 K). The relative rate data from Romanias et al. were not included due to uncertainties in the rate constants for the reference reactions. Nevertheless, the rate constant values derived from these relative rate experiments are in good agreement with the recommended rate expression. Although the data of Orlando et al.⁷ lie systematically about 13% lower than those of Zhao et al.,¹¹ the E/R values reported in both studies are nearly identical. End product studies clearly show that the products of this reaction are CH₃C(O)CH₂ and HCl.

(Table: 15-10, Note: 15-10, Evaluated: 15-10) [Back to Table](#)

- (1) Albaladejo, J.; Notario, A.; Cuevas, C. A.; Ballesteros, B.; Martinez, E. A pulsed laser photolysis-resonance fluorescence kinetic study of the atmospheric Cl atom-initiated oxidation of propene and a series of 3-halopropenes at room temperature. *J. Atmos. Chem.* **2003**, *45*, 35-50.
- (2) Carr, S.; Shallcross, D. E.; Canosa-Mas, C. E.; Wenger, J. C.; Sidebottom, H. W.; Treacy, J. J.; Wayne, R. P. A kinetic and mechanistic study of the gas-phase reactions of OH radicals and Cl atoms with some halogenated acetones and their atmospheric implications. *Phys. Chem. Chem. Phys.* **2003**, *5*, 3874-3883, doi:10.1039/b304298g.
- (3) Christensen, L. K.; Ball, J. C.; Wallington, T. J. Atmospheric oxidation mechanism of methyl acetate. *J. Phys. Chem. A* **2000**, *104*, 345-351, doi:10.1021/jp993127n.
- (4) Martinez, E.; Aranda, A.; Diaz de Mera, Y.; Rodriguez, A.; Rodriguez, D.; Notario, A. Mechanistic and kinetic study of the gas-phase reaction of atomic chlorine with cyclohexanone using an absolute and a relative technique; Influence of temperature. *J. Atmos. Chem.* **2004**, *48*, 283-299.
- (5) Notario, A.; Mellouki, A.; Le Bras, G. Rate constants for the gas-phase reactions of chlorine atoms with a series of ketones. *Int. J. Chem. Kinet.* **2000**, *32*, 62-66.
- (6) Olsson, B.; Hallquist, M.; Ljungstrom, E.; Davidsson, J. A kinetic study of chlorine radical reactions with ketones by laser photolysis technique. *Int. J. Chem. Kinet.* **1997**, *29*, 195-201.
- (7) Orlando, J. J.; Tyndall, G. S.; Vereecken, L.; Peeters, J. The atmospheric chemistry of the acetonoxyl radical. *J. Phys. Chem. A* **2000**, *104*, 11578-11588, doi:10.1021/jp0026991.
- (8) Romanias, M. N.; Stefanopoulos, V. G.; Papanastasiou, D. K.; Papadimitriou, V. C.; Papagiannakopoulos, P. Temperature-dependent rate coefficients and mechanism for the gas-phase reaction of chlorine atoms with acetone. *Int. J. Chem. Kinet.* **2010**, *42*, 724-734, doi:10.1002/kin.20517.
- (9) Takahashi, K.; Iwasaki, E.; Matsumi, Y.; Wallington, T. J. Pulsed laser photolysis vacuum UV laser-induced fluorescence kinetic study of the gas-phase reactions of Cl(²P_{3/2}) atoms with C₃–C₆ ketones. *J. Phys. Chem. A* **2007**, *111*, 1271-1276, doi:10.1021/jp066410c.
- (10) Wallington, T. J.; Andino, J. M.; Ball, J. C.; Japar, S. M. Fourier transform infrared studies of the reaction of Cl atoms with PAN, PPN, CH₃OOH, HCOOH, CH₃COCH₃ and CH₃COC₂H₅ at 295 ± 2 K. *J. Atmos. Chem.* **1990**, *10*, 301-313.
- (11) Zhao, Z.; Huskey, D. T.; Nicovich, J. M.; Wine, P. H. Temperature-dependent kinetics study of the gas-phase reactions of atomic chlorine with acetone, 2-butanone, and 3-pentanone. *Int. J. Chem. Kinet.* **2008**, *40*, 259-267, doi:10.1002/kin.20321.

F91. Cl + CH₂=C(CH₃)CHO (Methacrolein). The recommendation is based on the relative rate studies of Kaiser et al.⁴ and Orlando et al.⁵ with the error limits adjusted to encompass the results of Canosa-Mas et al.^{1,2} and Wang et al.⁷ Kaiser et al. report that the 297 K rate coefficient is pressure dependent at P < 100 Torr N₂, a result that is confirmed theoretically by Sun et al.,⁶ who also calculate a 297 K high pressure limit rate constant in excellent agreement with the recommendation. The available information suggests that the rate constant measured by Canosa-Mas et al. in a low-pressure discharge flow study¹ is too fast. Experimental yields of HCl are reported by Canosa-Mas et al.¹ (18 ± 2%) and Kaiser et al. (27 ± 3%). Additional product studies by Kaiser et al. lead these authors to conclude that ~90% of the HCl production is via abstraction of the aldehydic hydrogen with the other 10% being attributable to abstraction of a methyl hydrogen. Sun et al. obtain a theoretical HCl yield of 12% with essentially all HCl production resulting from abstraction of the aldehydic hydrogen. Molar yields of carbon-containing products in NO_x-free air at P ~ 1 atm and T ~ 297 K have been reported by Kaiser et al. (44 ± 5% ClCH₂C(O)CH₃; 27 ± 3% CO₂; 14 ± 2% HCHO) and Orlando et al. (52 ± 4% CO; 42 ± 5% ClCH₂C(O)CH₃; 23 ± 2% CO; 18 ± 2% HCHO; ~5% ClCHO); the significant yield of ClCH₂C(O)CH₃ suggests that addition of Cl to the terminal carbon of the double bond is an important reaction pathway. A turbulent flow reactor study by Hsin and Elrod³ obtains a Cl-methacrolein-OO + NO rate constant of (1.17 ± 0.11) × 10⁻¹¹ cm³ molecule⁻¹ s⁻¹.
(Table 15-10, Note: 15-10, Evaluated: 15-10) [Back to Table](#)

- (1) Canosa-Mas, C. E.; Cotter, E. S. N.; Duffy, J.; Thompson, K. C.; Wayne, R. P. The reactions of atomic chlorine with acrolein, methacrolein, and methyl vinyl ketone. *Phys. Chem. Chem. Phys.* **2001**, *3*, 3075-3084, doi:10.1039/b101434j.
- (2) Canosa-Mas, C. E.; Hutton-Squire, H. R.; King, M. D.; Stewart, D. J.; Thompson, K. C.; Wayne, R. P. Laboratory kinetic studies of the reactions of Cl atoms with species of biogenic origin: Δ³-carene, isoprene, methacrolein and methyl vinyl ketone. *J. Atmos. Chem.* **1999**, *34*, 163-170, doi:10.1023/A:1006214423298.
- (3) Hsin, H. Y.; Elrod, M. J. Overall rate constant measurements of the reaction of hydroxyl- and chloroalkylperoxy radicals derived from methacrolein and methyl vinyl ketone with nitric oxide. *J. Phys. Chem. A* **2007**, *111*, 613-619, doi:10.1021/jp0665574.
- (4) Kaiser, E. W.; Pala, I. R.; Wallington, T. J. Kinetics and mechanism of the reaction of methacrolein with chlorine atoms in 1-950 Torr of N₂ or N₂/O₂ diluent at 297 K. *J. Phys. Chem. A* **2010**, *114*, 6850-6860, doi:10.1021/jp103317c.
- (5) Orlando, J. J.; Tyndall, G. S.; Apel, E. C.; Riemer, D. D.; Paulson, S. E. Rate coefficients and mechanisms of the reaction of Cl-atoms with a series of unsaturated hydrocarbons under atmospheric conditions. *Int. J. Chem. Kinet.* **2003**, *35*, 334-353, doi:10.1002/kin.10135.
- (6) Sun, C.; Xu, B.; Zhang, S. Atmospheric reaction of Cl + methacrolein: A theoretical study on the mechanism, and pressure- and temperature-dependent rate constants. *J. Phys. Chem. A* **2014**, *118*, 3541-3551, doi:10.1021/jp500993k.
- (7) Wang, W.; Ezell, M. J.; Ezell, A. A.; Soskin, G.; Finlayson-Pitts, B. J. Rate constants for the reactions of chlorine atoms with a series of unsaturated aldehydes and ketones at 298 K: structure and reactivity. *Phys. Chem. Chem. Phys.* **2002**, *4*, 1824-1831, doi:10.1039/b111557j.

F92. Cl + CH₃C(O)CH=CH₂ (MVK). The recommendation is based on the relative rate studies of Canosa-Mas et al.,² Finlayson-Pitts et al.,³ Orlando et al.,⁵ and Wang et al.,⁶ all of which were carried out at room temperature using ~1 atm N₂^{2,3,6} or air⁵ bath gas. In a low-pressure flow tube study, Canosa-Mas et al.¹ obtain rate constants that are about a factor of two slower than the recommended value. Product yields reported by Orlando et al. in NO_x-free air at P = 1 atm and T = 298 K are 75% ClCH₂CHO, 58 ± 5% CO₂, 47 ± 7% HCHO, 8% CH₃OH, 7 ± 1% ClCHO, and 6% CH₃C(O)OOH; the large observed yield of ClCH₂CHO leads to the conclusion that the dominant reaction pathway is addition to the terminal carbon atom of the double bond. A turbulent flow reactor study by Hsin and Elrod⁴ obtains a Cl-MVK-OO + NO rate constant of (1.14 ± 0.14) × 10⁻¹¹ cm³ molecule⁻¹ s⁻¹.
(Table 15-10, Note: 15-10, Evaluated: 15-10) [Back to Table](#)

- (1) Canosa-Mas, C. E.; Cotter, E. S. N.; Duffy, J.; Thompson, K. C.; Wayne, R. P. The reactions of atomic chlorine with acrolein, methacrolein, and methyl vinyl ketone. *Phys. Chem. Chem. Phys.* **2001**, *3*, 3075-3084, doi:10.1039/b101434j.
- (2) Canosa-Mas, C. E.; Hutton-Squire, H. R.; King, M. D.; Stewart, D. J.; Thompson, K. C.; Wayne, R. P. Laboratory kinetic studies of the reactions of Cl atoms with species of biogenic origin: Δ³-carene,

isoprene, methacrolein and methyl vinyl ketone. *J. Atmos. Chem.* **1999**, *34*, 163-170, doi:10.1023/A:1006214423298.

- (3) Finlayson-Pitts, B. J.; Keoshian, C. J.; Buehler, B.; Ezell, A. A. Kinetics of reaction of chlorine atoms with some biogenic organics. *Int. J. Chem. Kinet.* **1999**, *31*, 491-499, doi:10.1002/(SICI)1097-4601(1999)31:7<491::AID-KIN4>3.0.CO;2-E.
- (4) Hsin, H. Y.; Elrod, M. J. Overall rate constant measurements of the reaction of hydroxyl- and chloroalkylperoxy radicals derived from methacrolein and methyl vinyl ketone with nitric oxide. *J. Phys. Chem. A* **2007**, *111*, 613-619, doi:10.1021/jp0665574.
- (5) Orlando, J. J.; Tyndall, G. S.; Apel, E. C.; Riemer, D. D.; Paulson, S. E. Rate coefficients and mechanisms of the reaction of Cl-atoms with a series of unsaturated hydrocarbons under atmospheric conditions. *Int. J. Chem. Kinet.* **2003**, *35*, 334-353, doi:10.1002/kin.10135.
- (6) Wang, W.; Ezell, M. J.; Ezell, A. A.; Soskin, G.; Finlayson-Pitts, B. J. Rate constants for the reactions of chlorine atoms with a series of unsaturated aldehydes and ketones at 298 K: structure and reactivity. *Phys. Chem. Chem. Phys.* **2002**, *4*, 1824-1831, doi:10.1039/b111557j.

F93. Cl + CH₂=C(CH₃)CH=CH₂ (Isoprene). The recommended 298 K rate constant is an average of room temperature results reported by Ragains and Finlayson-Pitts,¹⁰ Fantechi et al.,⁴ Notario et al.,^{4,7} Bedjanian et al.,² Stutz et al.,¹¹ Finlayson-Pitts et al.,⁵ Canosa-Mas et al.,³ Suh and Zhang,¹² Albaladejo,¹ Orlando et al.,⁸ and Xing et al.¹³ The recommended E/R is based on the single temperature dependence study by Bedjanian et al.,² which covered the range 233–320 K. Although the atmospheric pressure relative rate studies of Ragains and Finlayson-Pitts, Fantechi et al., Finlayson-Pitts et al., and Canosa-Mas et al. suggest a 298 K rate constant that is nearly 20% faster than the recommended value, Bedjanian et al. report little or no pressure dependence over the range 0.25–3.0 Torr He, and Xing et al. report no pressure dependence at pressures above 1 Torr Ar. A recommended temperature-dependent yield for HCl is given by the expression $1.1 \exp(-595/T)$; the temperature dependence is that reported by Bedjanian et al. while the pre-exponential factor is adjusted to give a 298 K yield of 0.15, the average of values reported by Bedjanian et al., Ragains and Finlayson-Pitts, Fantechi et al., Suh and Zhang, and Xing et al. The reported 298 K HCl yields are in excellent agreement even though they were obtained under very different conditions of pressure and bath gas, i.e., 1 Torr He,² 10 Torr He,¹² 700 Torr N₂,¹³ 740 Torr Air,⁴ and 760 Torr N₂.¹⁰ Molar yields of carbon-containing products in NO_x-free air at P ~1 atm and T ~297 K have been reported by Nordmeyer et al.⁶ (9 ± 5% CH₃C(O)CH=CH₂; unquantified but significant yields of ClCH₂C(O)C(CH₃)=CH₂ and its isomers), Fantechi et al. (4.4 ± 3.3% ClCHO; 1.1 ± 0.8% HCOOH; 25.7 ± 7.4% CO), and Orlando et al. (9.5 ± 1.0% HCHO; 5.1 ± 0.7% ClCHO; unquantified amount of ClCH₂C(O)C(CH₃)=CH₂). A turbulent flow reactor study by Patchen et al.⁹ obtains a Cl-isoprene-OO + NO rate constant of $(1.15 \pm 0.11) \times 10^{-11} \text{ cm}^3 \text{ molecule}^{-1} \text{ s}^{-1}$ (there are six isomers of Cl-isoprene-OO that could be generated, but the distribution in the Patchen et al. study is presumably the same as would be formed in the atmosphere).

(Table: 15-10, Note: 15-10, Evaluated: 15-10) [Back to Table](#)

- (1) Albaladejo, J.; Notario, A.; Cuevas, C. A.; Ballesteros, B.; Martinez, E. A pulsed laser photolysis-resonance fluorescence kinetic study of the atmospheric Cl atom-initiated oxidation of propene and a series of 3-halopropenes at room temperature. *J. Atmos. Chem.* **2003**, *45*, 35-50.
- (2) Bedjanian, Y.; Laverdet, G.; Le Bras, G. Low-pressure study of the reaction of Cl atoms with isoprene. *J. Phys. Chem. A* **1998**, *102*, 953-959.
- (3) Canosa-Mas, C. E.; Hutton-Squire, H. R.; King, M. D.; Stewart, D. J.; Thompson, K. C.; Wayne, R. P. Laboratory kinetic studies of the reactions of Cl atoms with species of biogenic origin: Δ³-carene, isoprene, methacrolein and methyl vinyl ketone. *J. Atmos. Chem.* **1999**, *34*, 163-170, doi:10.1023/A:1006214423298.
- (4) Fantechi, G.; Jensen, N. R.; Saastad, O.; Hjorth, J.; Peeters, J. Reactions of Cl atoms with selected VOCs: Kinetics, products and mechanisms. *J. Atmos. Chem.* **1998**, *31*, 247-267.
- (5) Finlayson-Pitts, B. J.; Keoshian, C. J.; Buehler, B.; Ezell, A. A. Kinetics of reaction of chlorine atoms with some biogenic organics. *Int. J. Chem. Kinet.* **1999**, *31*, 491-499, doi:10.1002/(SICI)1097-4601(1999)31:7<491::AID-KIN4>3.0.CO;2-E.
- (6) Nordmeyer, T.; Wang, W.; Ragains, M. L.; Finlayson-Pitts, B. J.; Spicer, C. W.; Plastridge, R. A. Unique products of the reaction of isoprene with atomic chlorine: Potential markers of chlorine atom chemistry. *Geophys. Res. Lett.* **1997**, *24*, 1615-1618, doi:10.1029/97GL01547.
- (7) Notario, A.; Le Bras, G.; Mellouki, A. Kinetics of Cl atom reactions with butadienes including isoprene. *Chem. Phys. Lett.* **1997**, *281*, 421-425.
- (8) Orlando, J. J.; Tyndall, G. S.; Apel, E. C.; Riemer, D. D.; Paulson, S. E. Rate coefficients and mechanisms of the reaction of Cl-atoms with a series of unsaturated hydrocarbons under atmospheric conditions. *Int. J. Chem. Kinet.* **2003**, *35*, 334-353, doi:10.1002/kin.10135.

- (9) Patchen, A. K.; Pennino, M. J.; Elrod, M. J. Overall rate constant measurements of the reaction of chloroalkylperoxy radicals with nitric oxide. *J. Phys. Chem. A* **2005**, *109*, 5865-5871, doi:10.1021/jp050388q.
- (10) Ragains, M. L.; Finlayson Pitts, B. J. Kinetics and mechanism of the reaction of Cl atoms with 2-methyl-1,3-butadiene (isoprene) at 298 K. *J. Phys. Chem. A* **1997**, *101*, 1509-1517.
- (11) Stutz, J.; Ezell, M. J.; Ezell, A. A.; Finlayson-Pitts, B. J. Rate constants and kinetic isotope effects in the reactions of atomic chlorine with n-butane and simple alkenes at room temperature. *J. Phys. Chem. A* **1998**, *102*, 8510-8519.
- (12) Suh, I.; Zhang, R. Kinetic studies of isoprene reactions initiated by chlorine atom. *J. Phys. Chem. A* **2000**, *104*, 6590-6596, doi:10.1021/jp000605h.
- (13) Xing, J.-H.; Takahashi, K.; Hurley, M. D.; Wallington, T. J. Kinetics of the reaction of chlorine atoms with isoprene (2-methyl 1,3-butadiene, $\text{CH}_2=\text{C}(\text{CH}_3)\text{CH}=\text{CH}_2$) at 297 ± 2 K. *Chem. Phys. Lett.* **2009**, *472*, 39-43, doi:10.1016/j.cplett.2009.03.002.

F94. $\text{Cl} + \text{C}_2\text{H}_5\text{CO}_3\text{NO}_2$. Wallington et al.¹ have measured this rate constant relative to $\text{Cl} + \text{CH}_3\text{Cl}$. The recommended value of $k(298 \text{ K})$ is adjusted from that given by Wallington et al. using the currently recommended value for the reference reaction rate constant.
(Table: 02-25, Note: 02-25, Evaluated: 02-25) [Back to Table](#)

- (1) Wallington, T. J.; Andino, J. M.; Ball, J. C.; Japar, S. M. Fourier transform infrared studies of the reaction of Cl atoms with PAN, PPN, CH_3OOH , HCOOH , CH_3COCH_3 and $\text{CH}_3\text{COC}_2\text{H}_5$ at 295 ± 2 K. *J. Atmos. Chem.* **1990**, *10*, 301-313.

F95. $\text{Cl} + 1\text{-C}_3\text{H}_7\text{ONO}_2$. The recommended value of $k(298 \text{ K})$ is based on studies by Wallington et al.² and Nielsen et al.,¹ who measured the rate constant at room temperature relative to atomic chlorine reactions with ethyl chloride and ethane, respectively. The two studies are in excellent agreement, and the recommended value is based on an average of the two.
(Table: 10-6, Note: 10-6), Evaluated: 10-6) [Back to Table](#)

- (1) Nielsen, O. J.; Sidebottom, H. W.; Donlon, M.; Treacy, J. An absolute- and relative-rate study of the gas phase reaction of OH radicals and Cl atoms with alkyl nitrates. *Chem. Phys. Lett.* **1991**, *178*, 163-170.
- (2) Wallington, T. J.; Hinman, M. M.; Andino, J. M.; Siegl, W. O.; Japar, S. M. A relative rate study of the reaction of Cl atoms with a series of alkyl nitrates and nitro alkanes in air at 295 ± 2 K. *Int. J. Chem. Kinet.* **1990**, *22*, 665-671.

F96. $\text{Cl} + 2\text{-C}_3\text{H}_7\text{ONO}_2$. The recommended value of $k(298 \text{ K})$ is taken from Wallington et al.,¹ who studied the reaction at 295 K relative to $\text{Cl} + \text{C}_2\text{H}_5\text{Cl}$.
(Table: 10-6, Note: 10-6) [Back to Table](#)

- (1) Wallington, T. J.; Hinman, M. M.; Andino, J. M.; Siegl, W. O.; Japar, S. M. A relative rate study of the reaction of Cl atoms with a series of alkyl nitrates and nitro alkanes in air at 295 ± 2 K. *Int. J. Chem. Kinet.* **1990**, *22*, 665-671.

F97. $\text{Cl} + \text{OCIO}$. The recommended value for $k(298 \text{ K})$ is the mean of the values reported by Toohey² and by Bemand et al.¹, which are in good agreement. The slight negative temperature dependence reported by Toohey² is accepted but with error limits that encompass the temperature independence reported in the Bemand et al. study.
(Table: 90-1, Note: 90-1, Evaluated: 10-6) [Back to Table](#)

- (1) Bemand, P. P.; Clyne, M. A. A.; Watson, R. T. Reactions of chlorine oxide radicals Part 4.-Rate constants for the reactions $\text{Cl} + \text{OCIO}$, $\text{O} + \text{OCIO}$, $\text{H} + \text{OCIO}$, $\text{NO} + \text{OCIO}$ and $\text{O} + \text{ClO}$. *J. Chem. Soc. Faraday Trans. 1* **1973**, *69*, 1356-1374.
- (2) Toohey, D. W. Kinetic and Mechanistic Studies of Reactions of Bromine and Chlorine Species Important in the Earth's Stratosphere. Ph. D. Thesis, Harvard University, 1988.

F98. $\text{Cl} + \text{ClOO}$. The recommended Arrhenius parameters are based on the studies by Mauldin et al.⁵ and Baer et al.,² in which ClOO was formed by the pulsed photolysis of Cl_2/O_2 mixtures and its overall loss rate was monitored by UV absorption. In both studies k was found to be independent of temperature. These results are preferred over the results of the earlier, indirect studies of Johnston et al.,⁴ Cox et al.,³ and Ashford et al.¹ The earlier studies did show that the predominant reaction pathway is that yielding $\text{Cl}_2 + \text{O}_2$ as products. From the branching ratio data of Cox et al., Ashford et al., and Nicholas and Norrish,⁶ it can be estimated that

this reaction channel constitutes 95% of the overall reaction with ClO + ClO the products of the minor (5%) reaction channel.

(Table: 92-20, Note: 92-20, Evaluated: 92-20) [Back to Table](#)

- (1) Ashford, R. D.; Basco, N.; Hunt, J. E. The kinetics of ClO formation in the flash photolysis of chlorine-oxygen mixtures. *Int. J. Chem. Kinet.* **1978**, *10*, 1233-1244.
- (2) Baer, S.; Hippler, H.; Rahn, R.; Siefke, M.; Seitzinger, N.; Troe, J. Thermodynamic and kinetic properties of the reaction $\text{Cl} + \text{O}_2 + \text{M} \rightleftharpoons \text{ClOO} + \text{M}$ in the range 160-300 K and 1-1000 bar. *J. Chem. Phys.* **1991**, *95*, 6463-6470.
- (3) Cox, R. A.; Derwent, R. G.; Eggleton, A. E. J.; Read, H. J. Kinetics of chlorine oxide radicals using modulated photolysis Part 2.-ClO and ClOO radical kinetics in the photolysis of $\text{Cl}_2 + \text{O}_2 + \text{N}_2$ mixtures. *J. Chem. Soc. Faraday Trans. I* **1979**, *75*, 1648-1666.
- (4) Johnston, H. S.; Morris, E. D., Jr.; Van den Bogaerde, J. Molecular modulation kinetic spectrometry. ClOO and ClO₂ radicals in the photolysis of chlorine in oxygen. *J. Am. Chem. Soc.* **1969**, *91*, 7712-7727.
- (5) Mauldin, R. L., III; Burkholder, J. B.; Ravishankara, A. R. A photochemical, thermodynamic, and kinetic study of ClOO. *J. Phys. Chem.* **1992**, *96*, 2582-2588.
- (6) Nicholas, J. E.; Norrish, R. G. W. Some reactions in the chlorine and oxygen system studied by flash photolysis. *Proc. Roy. Soc. A* **1968**, *307*, 391-397.

F99. Cl + Cl₂O. The recommended parameters are determined from results of the temperature-dependent study of Stevens and Anderson⁴ and the results of two independent absolute rate coefficient studies reported by Ray et al.,³ which used the discharge flow-resonance fluorescence and discharge flow-mass spectrometric techniques. The recommended value for k(298 K) is in agreement with the results of Burrows and Cox,² who determined the ratio $k(\text{Cl} + \text{Cl}_2\text{O})/k(\text{Cl} + \text{H}_2) = 6900$ in modulated photolysis experiments. The earlier value reported by Basco and Dogra¹ has been rejected.

(Table: 94-26, Note: 94-26, Evaluated: 10-6) [Back to Table](#)

- (1) Basco, N.; Dogra, S. K. Reactions of halogen oxides studied by flash photolysis II. The flash photolysis of chlorine monoxide and of the ClO free radical. *Proc. Roy. Soc. Lond. A.* **1971**, *323*, 401-415.
- (2) Burrows, J. P.; Cox, R. A. Kinetics of chlorine oxide reactions using modulated photolysis. 4. The reactions $\text{Cl} + \text{Cl}_2\text{O} \rightarrow \text{Cl}_2 + \text{ClO}$ and $\text{ClO} + \text{HO}_2 \rightarrow \text{products}$ studied at 1 atm and 300 K. *J. Chem. Soc. Faraday Trans. I* **1981**, *77*, 2465-2479.
- (3) Ray, G. W.; Keyser, L. F.; Watson, R. T. Kinetics study of the $\text{Cl}(\text{^2P}) + \text{Cl}_2\text{O} \rightarrow \text{Cl}_2 + \text{ClO}$ reaction at 298 K. *J. Phys. Chem.* **1980**, *84*, 1674-1681, doi:10.1021/j100450a003.
- (4) Stevens, P. S.; Anderson, J. G. Kinetic and mechanistic study of $\text{X} + \text{ClOCl} \rightarrow \text{products}$ (X = Br, Cl, F, O, OH, N) over the temperature range 240-373 K. *J. Phys. Chem.* **1992**, *96*, 1708-1718, doi:10.1021/j100183a040.

F100. Cl + Cl₂O₂. The recommended Arrhenius parameters are from Ingham et al.² in a study between 217 K and 298 K using a DF-MS/RF technique. The room temperature value reported by Cox and Hayman¹ in a study using a static photolysis technique with photodiode array UV spectroscopy is in excellent agreement with the recommended value.

(Table: 10-6, Note: 10-6, Evaluated: 10-6) [Back to Table](#)

- (1) Cox, R. A.; Hayman, G. D. The stability and photochemistry of dimers of the ClO radical and implications for Antarctic ozone depletion. *Nature* **1988**, *332*, 796-800.
- (2) Ingham, T.; Sander, S. P.; Friedl, R. R. Kinetics and product studies of the reaction of Br, Cl, and NO with ClOCl using discharge-flow mass spectrometry. *Faraday Discuss.* **2005**, *130*, 89-110, doi:10.1039/b500179j.

F101. Cl + HOCl. The recommended parameters are based on results over the temperature range 243-365 K reported by Cook et al.¹ and the room temperature result of Kukui et al.³ The earlier work of Vogt and Schindler⁴ is thought to have been plagued by complexities with the F-atom titration procedure used for HOCl calibration. Ennis and Birks² and Kukui et al. reported that the major reaction channel gives the products $\text{Cl}_2 + \text{OH}$ with measured yields of $91 \pm 6\%$ and $96 \pm 5\%$, respectively. Theoretical calculations by Wang et al.⁵ lend support to the predominance of the $\text{Cl}_2 + \text{OH}$ channel at all temperatures below 300 K.

(Table: 10-6, Note: 10-6, Evaluated: 10-6) [Back to Table](#)

- (1) Cook, J. L.; Ennis, C. A.; Leck, T. J.; Birks, J. W. Studies of reactions of importance in the stratosphere. IV. Rate constant for the reaction $\text{Cl} + \text{HOCl} \rightarrow \text{HCl} + \text{ClO}$ over the temperature range 243-365 K. *J. Chem. Phys.* **1981**, *74*, 545-549.
- (2) Ennis, C. A.; Birks, J. W. Applications of a new laboratory source of gaseous HOCl: Product distribution in the $\text{Cl} + \text{HOCl}$ reaction and equilibrium constant for the reaction $\text{Cl}_2\text{O} + \text{H}_2\text{O} \rightleftharpoons 2\text{HOCl}$. *J. Phys. Chem.* **1985**, *89*, 186-191, doi:10.1021/j100247a039.
- (3) Kukui, A.; Roggenbuck, J.; Schindler, R. N. Mechanism and rate constants for the reactions of Cl atoms with HOCl, CH_3OCl and *tert*- $\text{C}_4\text{H}_9\text{OCl}$. *Ber. Bunsenges. Phys. Chem.* **1997**, *101*, 281-286.
- (4) Vogt, R.; Schindler, R. N. A gas kinetic study of the reaction of HOCl with F-, Cl-, and H-atoms at room temperature. *Ber. Bunsenges. Phys. Chem.* **1993**, *97*, 819-829.
- (5) Wang, L.; Liu, J. Y.; Li, Z. S.; Huang, X. R.; Sun, C. C. Theoretical study and rate constant calculation of the $\text{Cl} + \text{HOCl}$ and $\text{H} + \text{HOCl}$ reactions. *J. Phys. Chem. A* **2003**, *107*, 4921-4928, doi:10.1021/jp0277558.

F102. Cl + ClNO. The recommended value for $k(298\text{ K})$ is the mean of the values reported by Abbatt et al.,¹ Chasovnikov et al.,² Nesbitt et al.,⁸ and Kita and Stedman.⁶ The room temperature result of Chesnokov³ is in fair agreement with the recommended value. The laser photolysis-LMR study of Chasovnikov et al.² provides rate data for each Cl atom spin state, and they attribute the low value reported by Nelson and Johnston⁷ in a laser flash photolysis-resonance fluorescence study to reaction of the $\text{Cl } ^2\text{P}_{1/2}$ state. Adsorption and decomposition of ClNO on the walls of their static system may account for the very low value of Grimley and Houston.⁵ The results of Clyne and Cruse⁴ in a discharge flow-resonance fluorescence study are significantly lower than all of the later studies. The recommended Arrhenius parameters are from the study of Abbatt et al.¹

(Table: 90-1, Note: 10-6, Evaluated: 10-6) [Back to Table](#)

- (1) Abbatt, J. P. D.; Toohey, D. W.; Fenter, F. F.; Stevens, P. S.; Brune, W. H.; Anderson, J. G. Kinetics and mechanism of $\text{X} + \text{ClNO} \rightarrow \text{XCl} + \text{NO}$ ($\text{X} = \text{Cl}, \text{F}, \text{Br}, \text{OH}, \text{O}, \text{N}$) from 220 to 450 K. Correlation of reactivity and activation energy with electron affinity of X. *J. Phys. Chem.* **1989**, *93*, 1022-1029.
- (2) Chasovnikov, S. A.; Chichinin, A. I.; Krasnoperov, L. N. Time-resolved LMR study on the reactions of Cl atoms in the ground ($^2\text{P}_{3/2}$) and excited ($^2\text{P}_{1/2}$) spin-orbital states with ClNO. *Chem. Phys.* **1987**, *116*, 91-99.
- (3) Chesnokov, E. N. Application of IR-chemiluminescence method for determination of rate constants of bimolecular reactions which are not leading to the formation of excited products. *Khim. Fiz.* **1991**, *10*, 204-212.
- (4) Clyne, M. A. A.; Cruse, H. W. Atomic resonance fluorescence spectrometry for rate constants of rapid bimolecular reactions Part 1.-Reactions $\text{O} + \text{NO}_2$, $\text{Cl} + \text{ClNO}$, $\text{Br} + \text{ClNO}$. *J. Chem. Soc. Faraday Trans. 2* **1972**, *68*, 1281-1299.
- (5) Grimley, A. J.; Houston, P. L. The photochemistry of nitrosyl halides: The $\text{X} + \text{NOX} \rightarrow \text{X}_2 + \text{NO}(\nu)$ reaction ($\text{X} = \text{Cl}, \text{Br}$). *J. Chem. Phys.* **1980**, *72*, 1471-1475.
- (6) Kita, D.; Stedman, D. H. Kinetic studies of reactions of hydrogen atoms with HCl, Cl_2 and NOCl, and chlorine atoms with H_2 and NOCl. *J. Chem. Soc. Faraday Trans. 2* **1982**, *78*, 1249-1259.
- (7) Nelson, H. H.; Johnston, H. S. Kinetics of the reaction of Cl with ClNO and ClNO₂ and the photochemistry of ClNO₂. *J. Phys. Chem.* **1981**, *85*, 3891-3896.
- (8) Nesbitt, F. L.; Nava, D. F.; Payne, W. A.; Stief, L. J. Absolute rate constant for the reaction of $\text{Cl}(^2\text{P})$ with ClNO. *J. Phys. Chem.* **1987**, *91*, 5337-5340, doi:10.1021/j100304a039.

F103. Cl + ClONO₂. The recommended Arrhenius parameters are based on the results of Yokelson et al.³ and those of Margitan², which are in excellent agreement. The slightly higher values of Kurylo et al.¹ lie just outside the stated uncertainties. Yokelson et al. report that at 298 K, more than 95% of this reaction proceeds by the reaction channel giving $\text{Cl}_2 + \text{NO}_3$ as products.

(Table: 10-6, Note: 10-6, Evaluated: 10-6) [Back to Table](#)

- (1) Kurylo, M. J.; Knable, G. L.; Murphy, J. L. A reinvestigation of the $\text{Cl} + \text{ClONO}_2$ reaction by flash photolysis resonance fluorescence. *Chem. Phys. Lett.* **1983**, *95*, 9-12.
- (2) Margitan, J. J. Chlorine nitrate photochemistry. Photolysis products and kinetics of the reaction $\text{Cl} + \text{ClONO}_2 \rightarrow \text{Cl}_2 + \text{NO}_3$. *J. Phys. Chem.* **1983**, *87*, 674-679, doi:10.1021/j100227a029.
- (3) Yokelson, R. J.; Burkholder, J. B.; Goldfarb, L.; Fox, R. W.; Gilles, M. K.; Ravishankara, A. R. Temperature dependent rate coefficient for the $\text{Cl} + \text{ClONO}_2$ reaction. *J. Phys. Chem.* **1995**, *99*, 13976-13983.

F104. Cl + CH₃Cl. The recommended value for k(298 K) is the mean of results of the absolute rate studies of Manning and Kurylo,⁶ Beichert et al.,¹ and Bryukov et al.² and the relative rate studies of Wallington et al.,¹¹ Beichert et al.,¹ Orlando⁷ (two independent determinations), and Sarzyński et al.⁹ The recommended E/R is derived from a fit to the data below 300 K from Manning and Kurylo⁶ and from the two relative rate studies of Orlando⁷ after scaling each data set to the recommended value for k(298 K). While the 298 K results reported by Clyne and Walker³ are in good agreement, the value of the activation energy derived by these researchers is significantly higher than that recommended, similar to the situation encountered for the Cl + CH₄ reaction. Hence, it is assumed that the discharge flow-mass spectrometric studies of these authors were subject to a systematic error. The E/R obtained between 300 K and 400 K by Bryukov et al.,² from a study primarily focused at higher temperatures, is in good agreement with that recommended here. The early relative rate studies by Pritchard et al.,⁸ Goldfinger et al.,⁴ Knox,⁵ and Tschuikow-Roux et al.,¹⁰ were not used to derive the recommended parameters since they were performed at temperatures above 298 K and, with the exception of Pritchard et al., yield somewhat higher values for E/R.

(Table: 15-10, Note: 15-10, Evaluated: 15-10) [Back to Table](#)

- (1) Beichert, P.; Wingen, L.; Lee, J.; Vogt, R.; Ezell, M. J.; Ragains, M.; Neavyn, R.; Finlayson-Pitts, B. J. Rate constants for the reactions of chlorine atoms with some simple alkanes at 298 K: Measurement of a self-consistent set using both absolute and relative rate methods. *J. Phys. Chem.* **1995**, *99*, 13156-13162.
- (2) Bryukov, M. G.; Slagle, I. R.; Knyazev, V. D. Kinetics of reactions of Cl atoms with ethane, chloroethane, and 1,1-dichloroethane. *J. Phys. Chem. A* **2003**, *107*, 6565-6573, doi:10.1021/jp0275138.
- (3) Clyne, M. A. A.; Walker, R. F. Absolute rate constants for elementary reactions in the chlorination of CH₄, CD₄, CH₃Cl, CH₂Cl₂, CHCl₃, CCl₄ and CBrCl₃. *J. Chem. Soc. Faraday Trans. 1* **1973**, *69*, 1547-1567.
- (4) Goldfinger, P.; Huybrechts, G.; Martens, G. Elementary rate constants in atomic chlorination reactions. Part 2. - Experiments in competitive systems. *Trans. Faraday Soc.* **1961**, *57*, 2210-2219.
- (5) Knox, J. H. Application of gas phase partition chromatography to competitive chlorination reactions. *Chemistry and Industry* **1955**, 1631-1632.
- (6) Manning, R. G.; Kurylo, M. J. Flash photolysis resonance fluorescence investigation of the temperature dependencies of the reactions of Cl(²P) atoms with CH₄, CH₃Cl, CH₃F, CH₃F[†], and C₂H₆. *J. Phys. Chem.* **1977**, *81*, 291-296, doi:10.1021/j100519a003.
- (7) Orlando, J. J. Temperature dependence of the rate coefficients for the reaction of chlorine atoms with chloromethanes. *Int. J. Chem. Kinet.* **1999**, *31*, 515-524.
- (8) Pritchard, H. O.; Pyke, J. B.; Trotman-Dickenson, A. F. The study of chlorine atom reactions in the gas phase. *J. Am. Chem. Soc.* **1955**, *77*, 2629-2633.
- (9) Sarzyński, D.; Gola, A. A.; Dryś, A.; Jodkowski, J. T. Kinetic study of the reaction of chlorine atoms with chloromethane in the gas phase. *Chem. Phys. Lett.* **2009**, *476*, 138-142, doi:10.1016/j.cplett.2009.04.086.
- (10) Tschuikow-Roux, E.; Faraji, F.; Paddison, S.; Niedzielski, J.; Miyokawa, K. Kinetics of photochlorination of halogen (F, Cl, Br) substituted methanes. *J. Phys. Chem.* **1988**, *92*, 1488-1495, doi:10.1021/j100317a023.
- (11) Wallington, T. J.; Andino, J. M.; Ball, J. C.; Japar, S. M. Fourier transform infrared studies of the reaction of Cl atoms with PAN, PPN, CH₃OOH, HCOOH, CH₃COCH₃ and CH₃COC₂H₅ at 295 ± 2 K. *J. Atmos. Chem.* **1990**, *10*, 301-313.

F105. Cl + CH₂Cl₂. The recommended value for k(298 K) is an average of the values measured in the relative rate studies of Niki et al.,⁷ Beichert et al.,¹ Catoire et al.,³ and Orlando⁸ (two independent determinations), and in the absolute rate study of Bryukov et al.² For this evaluation, all of the relative rate measurements were recalculated based on the current recommendations for the rate constant of the reference reactions. The recommended value for E/R is derived from the data of Orlando and agrees with a fit to the data of Bryukov et al. (obtained at room temperature and above) up to 400 K. Above 400 K, these latter data increase more rapidly with temperature. The relative rate studies of Goldfinger et al.,⁵ Knox,⁶ and Tschuikow-Roux et al.⁹ were performed at temperatures above 298 K and yield significantly higher values for E/R, with the exception of one of the Knox et al. determinations (relative to CH₄), which gives a value of E/R in good agreement with that recommended. The results of Clyne and Walker⁴ are higher than those from any other study and were not used in deriving the recommended parameters.

(Table: 06-2, Note: 06-2, Evaluated: 06-2) [Back to Table](#)

- (1) Beichert, P.; Wingen, L.; Lee, J.; Vogt, R.; Ezell, M. J.; Ragains, M.; Neavyn, R.; Finlayson-Pitts, B. J. Rate constants for the reactions of chlorine atoms with some simple alkanes at 298 K: Measurement of a self-consistent set using both absolute and relative rate methods. *J. Phys. Chem.* **1995**, *99*, 13156-13162.

- (2) Bryukov, M. G.; Slagle, I. R.; Knyazev, V. D. Kinetics of reactions of Cl atoms with ethane, chloroethane, and 1,1-dichloroethane. *J. Phys. Chem. A* **2003**, *107*, 6565-6573, doi:10.1021/jp0275138.
- (3) Catoire, V.; Lesclaux, R.; Schneider, W. F.; Wallington, T. J. Kinetics and mechanisms of the self-reactions of CCl_3O_2 and CHCl_2O_2 radicals and their reactions with HO_2 . *J. Phys. Chem.* **1996**, *100*, 14356-14371.
- (4) Clyne, M. A. A.; Walker, R. F. Absolute rate constants for elementary reactions in the chlorination of CH_4 , CD_4 , CH_3Cl , CH_2Cl_2 , CHCl_3 , CDCl_3 and CBrCl_3 . *J. Chem. Soc. Faraday Trans. 1* **1973**, *69*, 1547-1567.
- (5) Goldfinger, P.; Huybrechts, G.; Martens, G. Elementary rate constants in atomic chlorination reactions. Part 2. - Experiments in competitive systems. *Trans. Faraday Soc.* **1961**, *57*, 2210-2219.
- (6) Knox, J. H. Competitive chlorinations Part 2.-Chloromethanes. *Trans. Faraday Soc.* **1962**, *58*, 275-283.
- (7) Niki, H.; Maker, P. D.; Savage, C. M.; Breitenbach, L. P. An FTIR study of the Cl atom-initiated oxidation of CH_2Cl_2 and CH_3Cl . *Int. J. Chem. Kinet.* **1980**, *12*, 1001-1012.
- (8) Orlando, J. J. Temperature dependence of the rate coefficients for the reaction of chlorine atoms with chloromethanes. *Int. J. Chem. Kinet.* **1999**, *31*, 515-524.
- (9) Tschuikow-Roux, E.; Faraji, F.; Paddison, S.; Niedzielski, J.; Miyokawa, K. Kinetics of photochlorination of halogen (F, Cl, Br) substituted methanes. *J. Phys. Chem.* **1988**, *92*, 1488-1495, doi:10.1021/j100317a023.

F106. Cl + CHCl_3 . The recommended value for $k(298\text{ K})$ is an average of the values measured in the relative rate studies of Beichert et al.,¹ Brahan et al.² (two independent determinations), Catoire et al.,⁴ and Orlando⁹ (two independent determinations). The recommended temperature dependence is derived from a fit to the two determinations by Orlando and agrees with a fit to the absolute rate data of Bryukov et al.³ (obtained at room temperature and above) up to 400 K. Above 400 K, these latter data increase more rapidly with temperature. The room temperature value determined in the relative rate study by Yu and Wijnen¹¹ is a factor of 50 greater than recommended and was not considered in the recommendation. The results of the absolute investigation of Clyne and Walker⁵ are also higher and more scattered than those from most other studies and were not used, nor was the room temperature value derived from the study by Jeoung et al.,⁷ which is more than a factor of two lower than recommended. The relative rate study by Goldfinger et al.⁶ performed near 500 K obtained values higher than those in more recent investigations. The relative rate study of Knox⁸ yields a similar temperature dependence to that recommended but with rate constant values systematically lower than other studies. The absolute study by Talhaoui et al.¹⁰ yielded a 298 K rate constant somewhat lower than recommended and a temperature dependence somewhat higher. For this evaluation, all of the relative rate measurements were recalculated based on the current recommendations for the rate constant of the reference reactions.

(Table: 06-2, Note: 06-2, Evaluated: 06-2) [Back to Table](#)

- (1) Beichert, P.; Wingen, L.; Lee, J.; Vogt, R.; Ezell, M. J.; Ragains, M.; Neavyn, R.; Finlayson-Pitts, B. J. Rate constants for the reactions of chlorine atoms with some simple alkanes at 298 K: Measurement of a self-consistent set using both absolute and relative rate methods. *J. Phys. Chem.* **1995**, *99*, 13156-13162.
- (2) Brahan, K. M.; Hewitt, A. D.; Boone, G. D.; Hewitt, S. A. Rate constant for the reaction of Cl with CHCl_3 . *Int. J. Chem. Kinet.* **1996**, *28*, 397-404.
- (3) Bryukov, M. G.; Slagle, I. R.; Knyazev, V. D. Kinetics of reactions of Cl atoms with ethane, chloroethane, and 1,1-dichloroethane. *J. Phys. Chem. A* **2003**, *107*, 6565-6573, doi:10.1021/jp0275138.
- (4) Catoire, V.; Lesclaux, R.; Schneider, W. F.; Wallington, T. J. Kinetics and mechanisms of the self-reactions of CCl_3O_2 and CHCl_2O_2 radicals and their reactions with HO_2 . *J. Phys. Chem.* **1996**, *100*, 14356-14371.
- (5) Clyne, M. A. A.; Walker, R. F. Absolute rate constants for elementary reactions in the chlorination of CH_4 , CD_4 , CH_3Cl , CH_2Cl_2 , CHCl_3 , CDCl_3 and CBrCl_3 . *J. Chem. Soc. Faraday Trans. 1* **1973**, *69*, 1547-1567.
- (6) Goldfinger, P.; Huybrechts, G.; Martens, G. Elementary rate constants in atomic chlorination reactions. Part 2. - Experiments in competitive systems. *Trans. Faraday Soc.* **1961**, *57*, 2210-2219.
- (7) Jeoung, S. C.; Choo, K. Y.; Benson, S. W. Very low pressure reactor chemiluminescence studies on N atom reactions with CHCl_3 and CDCl_3 . *J. Phys. Chem.* **1991**, *95*, 7282-7290.
- (8) Knox, J. H. Competitive chlorinations Part 2.-Chloromethanes. *Trans. Faraday Soc.* **1962**, *58*, 275-283.
- (9) Orlando, J. J. Temperature dependence of the rate coefficients for the reaction of chlorine atoms with chloromethanes. *Int. J. Chem. Kinet.* **1999**, *31*, 515-524.
- (10) Talhaoui, A.; Louis, F.; Meriaux, B.; Devolder, P.; Sawerysyn, J.-P. Temperature dependence of rate coefficients for the reactions of chlorine atoms with halomethanes of type $\text{CHCl}_{3-x}\text{F}_x$ ($x = 0, 1, \text{ and } 2$). *J. Phys. Chem.* **1996**, *100*, 2107-2113, doi:10.1021/jp951814i.

- (11) Yu, W. H. S.; Wijnen, M. H. J. Photolysis of chloroform in the presence of ethane at 25°C. *J. Chem. Phys.* **1970**, *52*, 2736-2739.

F107. Cl + CH₃F (HFC-41). The recommended value for k(298 K) is an average of the values from the absolute rate studies of Manning and Kurylo² and Hitsuda et al.¹ and the relative rate studies of Tschuikow-Roux et al.,³ Tuazon et al.,⁴ and Wallington et al.⁵ The recommended value for E/R is based on the study of Tschuikow-Roux et al. conducted at room temperature and above. However, in formulating this recommendation for E/R, the reported temperature dependence of Tschuikow-Roux et al. was reduced slightly (by approximately 100 K) to account for what appears to be a small systematic difference between the activation energies obtained in their similar investigations of the Cl + CH₃Cl and Cl + CH₃Br reactions above room temperature and the recommendations that are based on data at 300 K and below. The temperature dependence reported by Manning and Kurylo is significantly lower, seemingly due to a shift in their data below 250 K. This lower value of E/R is not consistent with the recommended values of E/R for Cl + CH₃Cl and Cl + CH₃Br when compared with those for OH + CH₃F, OH + CH₃Cl, and OH + CH₃Br. Hence, it appears that the Manning and Kurylo data may have been influenced by some systematic error at the lower temperatures.

(Table: 06-2, Note: 06-2, Evaluated: 06-2) [Back to Table](#)

- (1) Hitsuda, K.; Takahashi, K.; Matsumi, Y.; Wallington, T. J. Kinetics of the reactions of Cl(²P_{1/2}) and Cl(²P_{3/2}) atoms with C₂H₆, C₂D₆, CH₃F, C₂H₅F, and CH₃CF₃ at 298 K. *J. Phys. Chem. A* **2001**, *105*, 5131-5136, doi:10.1021/jp003222s.
- (2) Manning, R. G.; Kurylo, M. J. Flash photolysis resonance fluorescence investigation of the temperature dependencies of the reactions of Cl(²P) atoms with CH₄, CH₃Cl, CH₃F, CH₃F[†], and C₂H₆. *J. Phys. Chem.* **1977**, *81*, 291-296, doi:10.1021/j100519a003.
- (3) Tschuikow-Roux, E.; Faraji, F.; Paddison, S.; Niedzielski, J.; Miyokawa, K. Kinetics of photochlorination of halogen (F, Cl, Br) substituted methanes. *J. Phys. Chem.* **1988**, *92*, 1488-1495, doi:10.1021/j100317a023.
- (4) Tuazon, E. C.; Atkinson, R.; Corchnoy, S. B. Rate constants for the gas-phase reactions of Cl atoms with a series of hydrofluorocarbons and hydrochlorofluorocarbons at 298 ± 2 K. *Int. J. Chem. Kinet.* **1992**, *24*, 639-648.
- (5) Wallington, T. J.; Ball, J. C.; Nielsen, O. J.; Bartkiewicz, E. Spectroscopic, kinetic, and mechanistic study of CH₂FO₂ radicals in the gas phase at 298 K. *J. Phys. Chem.* **1992**, *96*, 1241-1246, doi:10.1021/j100182a041.

F108. Cl + CH₂F₂ (HFC-32). The recommended value for k(298 K) is an average of the values from the relative rate study of Nielsen et al.¹ and from an Arrhenius fit to the relative rate data of Nilsson et al.² obtained in two independent studies, all recalculated using the rate constant for the reference reaction (Cl + CH₄) recommended in this evaluation. The recommended value for E/R is obtained from a fit to the data of Nilsson et al.² below 410 K. The rate constants determined in the relative rate study of Tschuikow-Roux et al.³ lie systematically higher than those of Nielsen et al.¹ and Nilsson et al.² but yield a temperature dependence similar to that recommended here.

(Table: 15-10, Note: 15-10, Evaluated: 15-10) [Back to Table](#)

- (1) Nielsen, O. J.; Ellermann, T.; Bartkiewicz, E.; Wallington, T. J.; Hurley, M. D. UV absorption spectra, kinetics and mechanisms of the self-reaction of CHF₂O₂ radicals in the gas phase at 298 K. *Chem. Phys. Lett.* **1992**, *192*, 82-88.
- (2) Nilsson, E. J. K.; Johnson, M. S.; Nielsen, O. J.; Kaiser, E. W.; Wallington, T. J. Kinetics of the gas-phase reactions of chlorine atoms with CH₂F₂, CH₃CCl₃, and CF₃CFH₂ over the temperature range 253-553 K. *Int. J. Chem. Kinet.* **2009**, *41*, 401-406, doi:10.1002/kin.20398.
- (3) Tschuikow-Roux, E.; Yano, T.; Niedzielski, J. Reactions of ground state chlorine atoms with fluorinated methanes and ethanes. *J. Chem. Phys.* **1985**, *82*, 65-74.

F109. Cl + CHF₃ (HFC-23). The recommended upper limit for k(298 K) is based on results from the absolute rate study by Jourdain et al.² Results from the relative rate study by Coomber and Whittle¹ yield an upper limit that is a factor of 50 smaller.

(Table: 06-2, Note: 15-10, Evaluated: 06-2) [Back to Table](#)

- (1) Coomber, J. W.; Whittle, E. Photochlorination of methane and fluoroform Dissociation energy D(CF₃-H) and entropy of CF₃ radical. *Trans. Faraday Soc.* **1966**, *62*, 2183-2190.

- (2) Jourdain, J. L.; Poulet, G.; Barassin, J.; Le Bras, G.; Combourieu, J. Mecanismes chimiques de la pollution atmospherique par les composes halogenes: etude cinetique de reactions elementaires possibles. *Pollut. Atmos.* **1977**, *75*, 256-259.

F110. Cl + CH₂FCl (HCFC-31). The recommended value for k(298 K) is an average of the room temperature results from the absolute rate study by Jourdain et al.¹ and the relative rate studies by Tuazon et al.³ and Wallington et al.⁴ The temperature dependence is estimated from a comparison among the Cl and OH reactions with CH₂F₂, CH₂Cl₂, and CH₂FCl. The recommended value of E/R (essentially the same as that for the OH + CH₂FCl reaction) is slightly lower than that determined by Tschuikow-Roux et al.,² recalculated based on the current recommendation for the rate constant of the reference reaction (Cl + CH₄). However, as discussed for other Cl + halomethane reactions, there appears to be a small systematic overestimation in the temperature dependences determined by these authors.

(Table: 06-2, Note: 06-2, Evaluated: 06-2) [Back to Table](#)

- (1) Jourdain, J. L.; Poulet, G.; Barassin, J.; Le Bras, G.; Combourieu, J. Mecanismes chimiques de la pollution atmospherique par les composes halogenes: etude cinetique de reactions elementaires possibles. *Pollut. Atmos.* **1977**, *75*, 256-259.
- (2) Tschuikow-Roux, E.; Faraji, F.; Paddison, S.; Niedzielski, J.; Miyokawa, K. Kinetics of photochlorination of halogen (F, Cl, Br) substituted methanes. *J. Phys. Chem.* **1988**, *92*, 1488-1495, doi:10.1021/j100317a023.
- (3) Tuazon, E. C.; Atkinson, R.; Corchnoy, S. B. Rate constants for the gas-phase reactions of Cl atoms with a series of hydrofluorocarbons and hydrochlorofluorocarbons at 298 ± 2 K. *Int. J. Chem. Kinet.* **1992**, *24*, 639-648.
- (4) Wallington, T. J.; Hurley, M. D.; Schneider, W. F.; Sehested, J.; Nielsen, O. J. Mechanistic study of the gas-phase reaction of CH₂FO₂ radicals with HO₂. *Chem. Phys. Lett.* **1994**, *218*, 34-42.

F111. Cl + CHFCl₂ (HCFC-21). The recommended value for k(298 K) is the average of the results from the relative rate study of Tuazon et al.⁴ and the absolute rate study of Talhaoui et al.³ These results are preferred over the earlier room temperature results of Glavas and Heicklen.¹ The room temperature value of Jourdain et al.² is approximately 50% higher than the recommendation. The recommended value for E/R is derived from the data of Talhaoui et al.

(Table: 06-2, Note: 06-2, Evaluated: 06-2) [Back to Table](#)

- (1) Glavas, S.; Heicklen, J. Relative reactivity of chlorine atoms with NO, NO₂ and HCCl₂F at room temperature and atmospheric pressure. *J. Photochem.* **1985**, *31*, 21-28.
- (2) Jourdain, J. L.; Poulet, G.; Barassin, J.; Le Bras, G.; Combourieu, J. Mecanismes chimiques de la pollution atmospherique par les composes halogenes: etude cinetique de reactions elementaires possibles. *Pollut. Atmos.* **1977**, *75*, 256-259.
- (3) Talhaoui, A.; Louis, F.; Meriaux, B.; Devolder, P.; Sawerysyn, J.-P. Temperature dependence of rate coefficients for the reactions of chlorine atoms with halomethanes of type CHCl_{3-x}F_x (x = 0, 1, and 2). *J. Phys. Chem.* **1996**, *100*, 2107-2113, doi:10.1021/jp951814i.
- (4) Tuazon, E. C.; Atkinson, R.; Corchnoy, S. B. Rate constants for the gas-phase reactions of Cl atoms with a series of hydrofluorocarbons and hydrochlorofluorocarbons at 298 ± 2 K. *Int. J. Chem. Kinet.* **1992**, *24*, 639-648.

F112. Cl + CHF₂Cl (HCFC-22). The recommended value for k(298 K) is the mean of the values derived in the relative rate studies of Tuazon et al.⁵ and Sokolov et al.³ and in the absolute rate studies of Jourdain et al.¹ and Talhaoui et al.⁴ (which is assumed to supersede the earlier study by Sawerysyn et al.²). The recommended E/R is derived from the data reported by Talhaoui et al.

(Table: 15-10, Note: 15-10, Evaluated: 15-10) [Back to Table](#)

- (1) Jourdain, J. L.; Poulet, G.; Barassin, J.; Le Bras, G.; Combourieu, J. Mecanismes chimiques de la pollution atmospherique par les composes halogenes: etude cinetique de reactions elementaires possibles. *Pollut. Atmos.* **1977**, *75*, 256-259.
- (2) Sawerysyn, J. P.; Talhaoui, A.; Meriaux, B.; Devolder, P. Absolute rate constants for elementary reactions between chlorine atoms and CHF₂Cl, CH₃CFCl₂, CH₃CF₂Cl and CH₂FCF₃ at 297 ± 2 K. *Chem. Phys. Lett.* **1992**, *198*, 197-199.
- (3) Sokolov, O.; Hurley, M. D.; Wallington, T. J.; Kaiser, E. W.; Platz, J.; Nielsen, O. J.; Berho, F.; Rayez, M.-T.; Lesclaux, R. Kinetics and mechanism of the gas-phase reaction of Cl atoms with benzene. *J. Phys. Chem. A* **1998**, *102*, 10671-10681, doi:10.1021/jp9828080.

- (4) Talhaoui, A.; Louis, F.; Meriaux, B.; Devolder, P.; Sawerysyn, J.-P. Temperature dependence of rate coefficients for the reactions of chlorine atoms with halomethanes of type $\text{CHCl}_{3-x}\text{F}_x$ ($x = 0, 1, \text{ and } 2$). *J. Phys. Chem.* **1996**, *100*, 2107-2113, doi:10.1021/jp951814i.
- (5) Tuazon, E. C.; Atkinson, R.; Corchnoy, S. B. Rate constants for the gas-phase reactions of Cl atoms with a series of hydrofluorocarbons and hydrochlorofluorocarbons at 298 ± 2 K. *Int. J. Chem. Kinet.* **1992**, *24*, 639-648.

F113. Cl + CH₃CCl₃. The recommended value for $k(298 \text{ K})$ is an average of the results from the absolute rate study by Talhaoui et al.⁴ and the relative rate studies of Platz et al.³ and Nilsson et al.,² both recalculated using the rate constant for the reference reaction ($\text{Cl} + \text{CH}_4$) recommended in this evaluation. The recommended value for E/R is derived from a combined fit to the data of Talhaoui et al.⁴ and Nilsson et al.² for $T < 400 \text{ K}$ after scaling each data set to the recommended value for $k(298 \text{ K})$. The results obtained by Cillien et al.¹ in a relative rate study conducted over a very narrow temperature range above room temperature are encompassed by the recommended 2σ uncertainty. The results of the relative rate study of Tschuikow-Roux et al.,⁵ although exhibiting a similar temperature dependence, lie systematically higher than the results of all other investigations.

(Table: 15-10, Note: 15-10, Evaluated: 15-10) [Back to Table](#)

- (1) Cillien, C.; Goldfinger, P.; Huybrechts, G.; Martens, G. Hydrogen abstraction from chlorinated ethanes by chlorine atoms. *Trans. Faraday Soc.* **1967**, *63*, 1631-1635.
- (2) Nilsson, E. J. K.; Johnson, M. S.; Nielsen, O. J.; Kaiser, E. W.; Wallington, T. J. Kinetics of the gas-phase reactions of chlorine atoms with CH_2F_2 , CH_3CCl_3 , and CF_3CFH_2 over the temperature range 253-553 K. *Int. J. Chem Kinet.* **2009**, *41*, 401-406, doi:10.1002/kin.20398.
- (3) Platz, J.; Nielson, O. J.; Sehested, J.; Wallington, T. J. Atmospheric chemistry of 1,1,1-trichloroethane: UV absorption spectra and self-reaction kinetics of CCl_3CH_2 and $\text{CCl}_3\text{CH}_2\text{O}_2$ radicals, kinetics of the reactions of the $\text{CCl}_3\text{CH}_2\text{O}_2$ Radical with NO and NO₂, and the fate of the alkoxy radical $\text{CCl}_3\text{CH}_2\text{O}$. *J. Phys. Chem.* **1995**, *99*, 6570-6579, doi:10.1021/j100017a044.
- (4) Talhaoui, A.; Louis, F.; Devolder, P.; Meriaux, B.; Sawerysyn, J. P.; Rayez, M. T.; Rayez, J. C. Rate coefficients of the reactions of chlorine atoms with haloethanes of type $\text{CH}_3\text{CCl}_{3-x}\text{F}_x$ ($x = 0, 1, \text{ and } 2$): Experimental and ab initio theoretical studies. *J. Phys. Chem.* **1996**, *100*, 13531-13538, doi:10.1021/jp9603243.
- (5) Tschuikow-Roux, E.; Yano, T.; Niedzielski, J. Reactions of ground state chlorine atoms with fluorinated methanes and ethanes. *J. Chem. Phys.* **1985**, *82*, 65-74.

F114. Cl + CH₃CH₂F (HFC-161). The recommended values for both $k(298 \text{ K})$ and E/R for each of the two reaction channels are averages of the individual values derived in the relative rate studies of Cadman et al.,¹ Martens et al.,³ and Tschuikow-Roux et al.,⁴ with each recalculated based on the current recommendation for the rate constant of the reference reaction. The value for $k(298 \text{ K})$ of the total reaction obtained from a sum of the two channels is in excellent agreement with the value obtained in the absolute rate study by Hitsuda et al.² The parameters for the total reaction are:

$$\begin{aligned}
 A &= 2.28 \times 10^{-11} \text{ cm}^3 \text{ molecule}^{-1} \text{ s}^{-1} \\
 E/R &= 370 \text{ K} \\
 k(298 \text{ K}) &= 6.6 \times 10^{-12} \text{ cm}^3 \text{ molecule}^{-1} \text{ s}^{-1} \\
 f(298 \text{ K}) &= 1.1 \\
 g &= 100
 \end{aligned}$$

(Table: 06-2, Note: 06-2, Evaluated: 06-2) [Back to Table](#)

- (1) Cadman, P.; Kirk, A. W.; Trotman-Dickenson, A. F. Reactions of chlorine atoms with ethane, propane, isobutane, fluoroethane, 1,1-difluoroethane, 1,1,1-trifluoroethane and cyclopropane. *J. Chem. Soc. Faraday Trans. 1* **1976**, *72*, 1027-1032.
- (2) Hitsuda, K.; Takahashi, K.; Matsumi, Y.; Wallington, T. J. Kinetics of the reactions of $\text{Cl}(^2\text{P}_{1/2})$ and $\text{Cl}(^2\text{P}_{3/2})$ atoms with C_2H_6 , C_2D_6 , CH_3F , $\text{C}_2\text{H}_5\text{F}$, and CH_3CF_3 at 298 K. *J. Phys. Chem. A* **2001**, *105*, 5131-5136, doi:10.1021/jp003222s.
- (3) Martens, G. J.; Godfroid, M.; Delvaux, J.; Verbeyst, J. Gas-phase hydrogen abstraction from asymmetrically halogenated ethanes by chlorine atoms. *Int. J. Chem. Kinet.* **1976**, *8*, 153-158.
- (4) Tschuikow-Roux, E.; Yano, T.; Niedzielski, J. Reactions of ground state chlorine atoms with fluorinated methanes and ethanes. *J. Chem. Phys.* **1985**, *82*, 65-74.

F115. Cl + CH₃CHF₂ (HFC-152a). The recommended values for $k(298 \text{ K})$ for each of the two reaction channels are based on an average of the individual values from the relative rate studies of Cadman et al.,¹ Martens et

al.,² and Yano and Tschuikow-Roux⁶ (with each recalculated based on the current recommendation for the rate constant of the appropriate reference reaction). The sum of these average values of $k(298\text{ K})$ for the two channels is $2.4 \times 10^{-13}\text{ cm}^3\text{ molecule}^{-1}\text{ s}^{-1}$. However, a more reliable value for $k(298\text{ K}) = 2.5 \times 10^{-13}\text{ cm}^3\text{ molecule}^{-1}\text{ s}^{-1}$ for the overall reaction can be obtained from an average of the results from the relative rate studies of Wallington and Hurley,⁵ Tuazon et al.,⁴ and Taketani et al.³ and from the absolute study of Taketani et al.³ Therefore, for consistency with the total rate constant recommendation, $k(298\text{ K})$ for each channel was scaled by a factor 1.04 (i.e., $2.5/2.4$) to obtain the recommended values given in Table 1. The recommended value for E/R for each channel is an average of those determined by Cadman et al.,¹ Martens et al.,² and Yano and Tschuikow-Roux.⁶ There are no available experimental data on the temperature dependence of the rate constant of the total reaction. A simulated fit to the sum of the rate constants recommended for individual channels yields E/R = 970 K, which is recommended here. Thus, the recommended parameters for the total reaction are:

$$\begin{aligned} A &= 6.5 \times 10^{-12}\text{ cm}^3\text{ molecule}^{-1}\text{ s}^{-1} \\ E/R &= 970\text{ K} \\ k(298\text{ K}) &= 2.5 \times 10^{-13}\text{ cm}^3\text{ molecule}^{-1}\text{ s}^{-1} \\ f(298\text{ K}) &= 1.1 \\ g &= 100 \end{aligned}$$

(Table: 15-10, Note: 15-10, Evaluated: 15-10) [Back to Table](#)

- (1) Cadman, P.; Kirk, A. W.; Trotman-Dickenson, A. F. Reactions of chlorine atoms with ethane, propane, isobutane, fluoroethane, 1,1-difluoroethane, 1,1,1-trifluoroethane and cyclopropane. *J. Chem. Soc. Faraday Trans. 1* **1976**, *72*, 1027-1032.
- (2) Martens, G. J.; Godfroid, M.; Delvaux, J.; Verbeyst, J. Gas-phase hydrogen abstraction from asymmetrically halogenated ethanes by chlorine atoms. *Int. J. Chem. Kinet.* **1976**, *8*, 153-158.
- (3) Taketani, F.; Nakayama, T.; Takahashi, K.; Matsumi, Y.; Hurley, M. D.; Wallington, T. J.; Toft, A.; Sulbaek Andersen, M. P. Atmospheric chemistry of CH_3CHF_2 (HFC-152a): Kinetics, mechanisms, and products of Cl atom- and OH radical-initiated oxidation in the presence and absence of NO_x . *J. Phys. Chem. A* **2005**, *109*, 9061-9069, doi:10.1021/jp044218+.
- (4) Tuazon, E. C.; Atkinson, R.; Corchnoy, S. B. Rate constants for the gas-phase reactions of Cl atoms with a series of hydrofluorocarbons and hydrochlorofluorocarbons at $298 \pm 2\text{ K}$. *Int. J. Chem. Kinet.* **1992**, *24*, 639-648.
- (5) Wallington, T. J.; Hurley, M. D. A kinetic study of the reaction of chlorine atoms with CF_3CHCl_2 , $\text{CF}_3\text{CH}_2\text{F}$, CFCl_2CH_3 , CF_2ClCH_3 , CHF_2CH_3 , CH_3D , CH_2D_2 , CHD_3 , CD_4 , and CD_3Cl at $295 \pm 2\text{ K}$. *Chem. Phys. Lett.* **1992**, *189*, 437-442.
- (6) Yano, T.; Tschuikow-Roux, E. Competitive photochlorination of the fluoroethanes CH_3CHF_2 , $\text{CH}_2\text{FCH}_2\text{F}$ and CHF_2CHF_2 . *J. Photochem.* **1986**, *32*, 25-37.

F116. Cl + $\text{CH}_2\text{FCH}_2\text{F}$ (HFC-152). The recommended value for $k(298\text{ K})$ is an average of the values derived in the relative rate studies of Yano and Tschuikow-Roux² and Wallington et al.¹ (two determinations), after recalculating each one based on the current recommendation for the rate constant of the appropriate reference reaction. The recommended temperature dependence was determined from a fit to the data of Yano and Tschuikow-Roux, which were obtained at room temperature and above. The temperature dependence may exhibit curvature below room temperature, similar to that for $\text{OH} + \text{CH}_2\text{FCH}_2\text{F}$. Such curvature is most probably encompassed by the assigned uncertainty parameters.

(Table: 06-2, Note: 06-2, Evaluated: 06-2) [Back to Table](#)

- (1) Wallington, T. J.; Hurley, M. D.; Schneider, W. F.; Sehested, J.; Nielsen, O. J. Mechanistic study of the gas-phase reaction of CH_2FO_2 radicals with HO_2 . *Chem. Phys. Lett.* **1994**, *218*, 34-42.
- (2) Yano, T.; Tschuikow-Roux, E. Competitive photochlorination of the fluoroethanes CH_3CHF_2 , $\text{CH}_2\text{FCH}_2\text{F}$ and CHF_2CHF_2 . *J. Photochem.* **1986**, *32*, 25-37.

F117. Cl + CH_3CFCl_2 (HCFC-141b). The recommended value for $k(298\text{ K})$ is an average of the values derived in the absolute rate studies of Talhaoui et al.² and Warren and Ravishankara⁵ and in the relative rate studies of Wallington and Hurley⁴ and Tuazon et al.³ The room temperature results of Talhaoui et al. are assumed to supersede those of Sawerysyn et al.¹ The recommended E/R is derived from the data of Talhaoui et al. The data of Warren and Ravishankara⁵ above room temperature exhibit considerable scatter, apparently due to Cl atom regeneration from decomposition of the radical product ($\text{CH}_2\text{-CFCl}_2$). Hence, this study was not used in deriving the recommended temperature dependence.

(Table: 15-10, Note: 15-10, Evaluated: 15-10) [Back to Table](#)

- (1) Sawerysyn, J. P.; Talhaoui, A.; Meriaux, B.; Devolder, P. Absolute rate constants for elementary reactions between chlorine atoms and CHF₂Cl, CH₃CFCl₂, CH₃CF₂Cl and CH₂FCF₃ at 297 ± 2 K. *Chem. Phys. Lett.* **1992**, *198*, 197-199.
- (2) Talhaoui, A.; Louis, F.; Devolder, P.; Meriaux, B.; Sawerysyn, J. P.; Rayez, M. T.; Rayez, J. C. Rate coefficients of the reactions of chlorine atoms with haloethanes of type CH₃CCl_{3-x}F_x (x = 0, 1, and 2): Experimental and ab initio theoretical studies. *J. Phys. Chem.* **1996**, *100*, 13531-13538, doi:10.1021/jp9603243.
- (3) Tuazon, E. C.; Atkinson, R.; Corchnoy, S. B. Rate constants for the gas-phase reactions of Cl atoms with a series of hydrofluorocarbons and hydrochlorofluorocarbons at 298 ± 2 K. *Int. J. Chem. Kinet.* **1992**, *24*, 639-648.
- (4) Wallington, T. J.; Hurley, M. D. A kinetic study of the reaction of chlorine atoms with CF₃CHCl₂, CF₃CH₂F, CFCl₂CH₃, CF₂ClCH₃, CHF₂CH₃, CH₃D, CH₂D₂, CHD₃, CD₄, and CD₃Cl at 295 ± 2 K. *Chem. Phys. Lett.* **1992**, *189*, 437-442.
- (5) Warren, R. F.; Ravishankara, A. R. Kinetics of Cl(²P) reactions with CF₃CHCl₂, CF₃CHFCl, and CH₃CFCl₂. *Int. J. Chem. Kinet.* **1993**, *25*, 833-844.

F118. Cl + CH₃CF₂Cl (HCFC-142b). The recommended value for k(298 K) is an average of the results of the relative rate studies of Wallington and Hurley⁵ and Tuazon et al.,⁴ both recalculated based on the current recommendation for the rate constant of the reference reaction (Cl + CH₄), and the absolute rate studies of Jourdain et al.¹ and Talhaoui et al.³ The Talhaoui et al. study is assumed to supersede the earlier study by Sawerysyn et al.² The recommended temperature dependence is derived from the data of Talhaoui et al. (Table: 06-2, Note: 06-2, Evaluated: 06-2) [Back to Table](#)

- (1) Jourdain, J. L.; Poulet, G.; Barassin, J.; Le Bras, G.; Combourieu, J. Mecanismes chimiques de la pollution atmospherique par les composes halogenes: etude cinetique de reactions elementaires possibles. *Pollut. Atmos.* **1977**, *75*, 256-259.
- (2) Sawerysyn, J. P.; Talhaoui, A.; Meriaux, B.; Devolder, P. Absolute rate constants for elementary reactions between chlorine atoms and CHF₂Cl, CH₃CFCl₂, CH₃CF₂Cl and CH₂FCF₃ at 297 ± 2 K. *Chem. Phys. Lett.* **1992**, *198*, 197-199.
- (3) Talhaoui, A.; Louis, F.; Devolder, P.; Meriaux, B.; Sawerysyn, J. P.; Rayez, M. T.; Rayez, J. C. Rate coefficients of the reactions of chlorine atoms with haloethanes of type CH₃CCl_{3-x}F_x (x = 0, 1, and 2): Experimental and ab initio theoretical studies. *J. Phys. Chem.* **1996**, *100*, 13531-13538, doi:10.1021/jp9603243.
- (4) Tuazon, E. C.; Atkinson, R.; Corchnoy, S. B. Rate constants for the gas-phase reactions of Cl atoms with a series of hydrofluorocarbons and hydrochlorofluorocarbons at 298 ± 2 K. *Int. J. Chem. Kinet.* **1992**, *24*, 639-648.
- (5) Wallington, T. J.; Hurley, M. D. A kinetic study of the reaction of chlorine atoms with CF₃CHCl₂, CF₃CH₂F, CFCl₂CH₃, CF₂ClCH₃, CHF₂CH₃, CH₃D, CH₂D₂, CHD₃, CD₄, and CD₃Cl at 295 ± 2 K. *Chem. Phys. Lett.* **1992**, *189*, 437-442.

F119. Cl + CH₃CF₃ (HFC-143a). The recommended value of k(298 K) is an average of the values from the relative rate studies of Tschuikow-Roux et al.³ and Nielsen et al.,² both recalculated based on the current recommendation for the rate constant of the reference reaction (Cl + CH₄). The recommended value for E/R is based on an Arrhenius fit of the relative rate data of Tschuikow-Roux et al.,³ recalculated using the three-parameter fit for the Cl + CH₄ reaction given in the current recommendation. An upper limit for k(298 K) derived by Hitsuda et al.¹ is more than two orders of magnitude larger than the recommended value. (Table: 15-10, Note: 15-10, Evaluated: 15-10) [Back to Table](#)

- (1) Hitsuda, K.; Takahashi, K.; Matsumi, Y.; Wallington, T. J. Kinetics of the reactions of Cl(²P_{1/2}) and Cl(²P_{3/2}) atoms with C₂H₆, C₂D₆, CH₃F, C₂H₅F, and CH₃CF₃ at 298 K. *J. Phys. Chem. A* **2001**, *105*, 5131-5136, doi:10.1021/jp003222s.
- (2) Nielsen, O. J.; Gamborg, E.; Sehested, J.; Wallington, T. J.; Hurley, M. D. Atmospheric chemistry of HFC-143a: Spectrokinetic investigation of the CF₃CH₂O₂• radical, its reactions with NO and NO₂ and the fate of CF₃CH₂O. *J. Phys. Chem. A* **1994**, *98*, 9518-9525.
- (3) Tschuikow-Roux, E.; Yano, T.; Niedzielski, J. Reactions of ground state chlorine atoms with fluorinated methanes and ethanes. *J. Chem. Phys.* **1985**, *82*, 65-74.

F120. Cl + CH₂FCHF₂ (HFC-143). The recommended values for k(298 K) and E/R for each of the two reaction channels are based on results of the relative rate study of Tschuikow-Roux et al.,¹ recalculated based on the current recommendation for the rate constant of the reference reaction (Cl + CH₄). The recommended

parameters for the total reaction are derived from the sum of the recommended rate expressions for the two reaction channels. The parameters for the total reaction are:

$$A = 1.57 \times 10^{-11} \text{ cm}^3 \text{ molecule}^{-1} \text{ s}^{-1}$$

$$E/R = 1720 \text{ K}$$

$$k(298 \text{ K}) = 4.9 \times 10^{-14}$$

$$f(298 \text{ K}) = 1.3$$

$$g = 200$$

(Table: 06-2, Note: 06-2, Evaluated: 06-2) [Back to Table](#)

- (1) Tschuikow-Roux, E.; Yano, T.; Niedzielski, J. Reactions of ground state chlorine atoms with fluorinated methanes and ethanes. *J. Chem. Phys.* **1985**, *82*, 65-74.

F121. Cl + CH₂ClCF₃ (HCFC-133a). The recommended value for k(298 K) is an average of the results from the absolute rate study of Jourdain et al.¹ and the relative rate study of Mogelberg et al.² (two determinations). The recommended value for E/R is derived from the data of Jourdain et al.

(Table: 06-2, Note: 06-2, Evaluated: 06-2) [Back to Table](#)

- (1) Jourdain, J. L.; Le Bras, G.; Combourieu, J. Étude cinétique des réactions du 1,1,1 trifluoro 2 chloroéthane avec les atomes de chlore et d'oxygène. *J. Chim. Phys.* **1978**, *75*, 318-323.
- (2) Mogelberg, T. E.; Nielsen, O. J.; Sehested, J.; Wallington, T. J. Atmospheric chemistry of HCFC-133a: the UV absorption spectra of CF₃CClH and CF₃CClHO₂ radicals, reactions of CF₃CClHO₂ with NO and NO₂, and fate of CF₃CClHO radicals. *J. Phys. Chem.* **1995**, *99*, 13437-13444, doi:10.1021/j100036a018.

F122. Cl + CH₂FCF₃ (HFC-134a). The recommended value for k(298 K) is an average of the results from the relative rate studies of Wallington and Hurley,⁶ Tuazon et al.,⁵ Kaiser,¹ and Nilsson et al.³ (all recalculated using the current recommendations for the reference reactions) and from the absolute rate study of Louis et al.,² which is assumed to supersede the earlier study by Sawerysyn et al.⁴ The recommended value for E/R is derived from a combined fit to the data of Kaiser et al., Louis et al., and Nilsson et al. below 400 K after scaling each data set to the recommended value for k(298 K).

(Table: 15-10, Note: 15-10, Evaluated: 15-10) [Back to Table](#)

- (1) Kaiser, E. W. Relative rate constants for reactions of HFC 152a, 143, 143a, 134a, and HCFC 124 with F or Cl atoms and for CF₂CH₃, CF₂HCH₂, and CF₃CFH radicals with F₂, Cl₂, and O₂. *Int. J. Chem. Kinet.* **1993**, *25*, 667-680.
- (2) Louis, F.; Talhaoui, A.; Sawerysyn, J.-P.; Rayez, M.-T.; Rayez, J.-C. Rate coefficients for the gas phase reactions of CF₃CH₂F (HFC-134a) with chlorine and fluorine atoms: experimental and ab initio theoretical studies. *J. Phys. Chem. A* **1997**, *101*, 8503-8507.
- (3) Nilsson, E. J. K.; Johnson, M. S.; Nielsen, O. J.; Kaiser, E. W.; Wallington, T. J. Kinetics of the gas-phase reactions of chlorine atoms with CH₂F₂, CH₃CCl₃, and CF₃CFH₂ over the temperature range 253-553 K. *Int. J. Chem Kinet.* **2009**, *41*, 401-406, doi:10.1002/kin.20398.
- (4) Sawerysyn, J. P.; Talhaoui, A.; Meriaux, B.; Devolder, P. Absolute rate constants for elementary reactions between chlorine atoms and CHF₂Cl, CH₃CFCl₂, CH₃CF₂Cl and CH₂FCF₃ at 297 ± 2 K. *Chem. Phys. Lett.* **1992**, *198*, 197-199.
- (5) Tuazon, E. C.; Atkinson, R.; Corchnoy, S. B. Rate constants for the gas-phase reactions of Cl atoms with a series of hydrofluorocarbons and hydrochlorofluorocarbons at 298 ± 2 K. *Int. J. Chem. Kinet.* **1992**, *24*, 639-648.
- (6) Wallington, T. J.; Hurley, M. D. A kinetic study of the reaction of chlorine atoms with CF₃CHCl₂, CF₃CH₂F, CFCl₂CH₃, CF₂ClCH₃, CHF₂CH₃, CH₃D, CH₂D₂, CHD₃, CD₄, and CD₃Cl at 295 ± 2 K. *Chem. Phys. Lett.* **1992**, *189*, 437-442.

F123. Cl + CHF₂CHF₂ (HFC-134). The recommended value for k(298 K) is an average of the results from the relative rate studies of Nielsen et al.¹ and Yano and Tschuikow-Roux,² each recalculated based on the current recommendation for the rate constant of the appropriate reference reaction. The recommended value of E/R is derived from the data of Yano and Tschuikow-Roux.

(Table: 06-2, Note: 06-2, Evaluated: 06-2) [Back to Table](#)

- (1) Nielsen, O. J.; Ellermann, T.; Sehested, J.; Wallington, T. J. Ultraviolet absorption spectrum and kinetics and mechanism of the self-reaction of CHF₂CF₂O₂ radicals in the gas phase at 298 K. *J. Phys. Chem.* **1992**, *96*, 10875-10879.

- (2) Yano, T.; Tschuikow-Roux, E. Competitive photochlorination of the fluoroethanes CH₃CHF₂, CH₂FCH₂F and CHF₂CHF₂. *J. Photochem.* **1986**, 32, 25-37.

F124. Cl + CHCl₂CF₃ (HCFC-123). The recommended value for k(298 K) is an average of the results from the absolute rate study of Warren and Ravishankara³ and the relative rate studies of Wallington and Hurley² and Tuazon et al.,¹ each recalculated based on the current recommendation for the rate constant of the appropriate reference reaction. The recommended value of E/R is derived from the data of Warren and Ravishankara. (Table: 06-2, Note: 06-2, Evaluated: 06-2) [Back to Table](#)

- (1) Tuazon, E. C.; Atkinson, R.; Corchnoy, S. B. Rate constants for the gas-phase reactions of Cl atoms with a series of hydrofluorocarbons and hydrochlorofluorocarbons at 298 ± 2 K. *Int. J. Chem. Kinet.* **1992**, 24, 639-648.
- (2) Wallington, T. J.; Hurley, M. D. A kinetic study of the reaction of chlorine atoms with CF₃CHCl₂, CF₃CH₂F, CFC₂CH₃, CF₂ClCH₃, CHF₂CH₃, CH₃D, CH₂D₂, CHD₃, CD₄, and CD₃Cl at 295 ± 2 K. *Chem. Phys. Lett.* **1992**, 189, 437-442.
- (3) Warren, R. F.; Ravishankara, A. R. Kinetics of Cl(²P) reactions with CF₃CHCl₂, CF₃CHFCl, and CH₃CFCl₂. *Int. J. Chem. Kinet.* **1993**, 25, 833-844.

F125. Cl + CHFClCF₃ (HCFC-124). The recommended value for k(298 K) is an average of the results from the absolute rate study by Warren and Ravishankara² and the relative rate study by Tuazon et al.¹ The recommended value for E/R is derived from the data of Warren and Ravishankara. (Table: 06-2, Note: 06-2, Evaluated: 06-2) [Back to Table](#)

- (1) Tuazon, E. C.; Atkinson, R.; Corchnoy, S. B. Rate constants for the gas-phase reactions of Cl atoms with a series of hydrofluorocarbons and hydrochlorofluorocarbons at 298 ± 2 K. *Int. J. Chem. Kinet.* **1992**, 24, 639-648.
- (2) Warren, R. F.; Ravishankara, A. R. Kinetics of Cl(²P) reactions with CF₃CHCl₂, CF₃CHFCl, and CH₃CFCl₂. *Int. J. Chem. Kinet.* **1993**, 25, 833-844.

F126. Cl + CHF₂CF₃ (HFC-125). The recommended value for k(298 K) is an average of the results from the relative rate studies of Tuazon et al.,⁴ Sehested et al.,³ Edney and Driscoll,² and Young et al.,⁵ all conducted only at room temperature and recalculated using the current recommendations for the rate constants of the reference reactions. The temperature dependence is estimated from a comparison among the Cl and OH reactions with CH₂FCF₃, CHF₂CHF₂, and CHF₂CF₃. The relative rate study by Coomber and Whittle¹ conducted between 303 K and 399 K corresponds to a value for k(298 K) a factor of 2.5 greater than that recommended. However, the value for E/R derived by these authors is only slightly lower than that estimated.

(Table: 15-10, Note: 15-10, Evaluated: 15-10) [Back to Table](#)

- (1) Coomber, J. W.; Whittle, E. Photochlorination of methane and fluoroform Dissociation energy D(CF₃-H) and entropy of CF₃ radical. *Trans. Faraday Soc.* **1966**, 62, 2183-2190.
- (2) Edney, E. O.; Driscoll, D. J. Chlorine initiated photooxidation studies of hydrochlorofluorocarbons (HCFCs) and hydrofluorocarbons (HFCs): results for HCFC-22 (CHClF₂); HFC-41 (CH₃F); HCFC-124 (CClFHCFC₃); HFC-125 (CF₃CHF₂); HFC-134a (CF₃CH₂F); HCFC-142b (CClF₂CH₃); and HFC-152a (CHF₂CH₃). *Int. J. Chem. Kinet.* **1992**, 24, 1067-1081.
- (3) Sehested, J.; Ellermann, T.; Nielsen, O. J.; Wallington, T. J.; Hurley, M. D. UV absorption spectrum, and kinetics and mechanism of the self reaction of CF₃CF₂O₂ radicals in the gas phase at 295 K. *Int. J. Chem. Kinet.* **1993**, 25, 701-717.
- (4) Tuazon, E. C.; Atkinson, R.; Corchnoy, S. B. Rate constants for the gas-phase reactions of Cl atoms with a series of hydrofluorocarbons and hydrochlorofluorocarbons at 298 ± 2 K. *Int. J. Chem. Kinet.* **1992**, 24, 639-648.
- (5) Young, C. J.; Hurley, M. D.; Wallington, T. J.; Mabury, S. A. Atmospheric chemistry of CF₃CF₂H and CF₃CF₂CF₂H: Kinetics and products of gas-phase reactions with Cl atoms and OH radicals, infrared spectra, and formation of perfluorocarboxylic acids. *Chem. Phys. Lett.* **2009**, 473, 251-256, doi:10.1016/j.cplett.2009.04.001.

F127. ClO + O₃. There are two possible channels for this reaction: ClO + O₃ → ClOO + O₂ (k₁); and ClO + O₃ → OCIO + O₂ (k₂). The recommended upper limit for k₁ at 298 K is based on results of Stevens and Anderson.² These authors also report that k₁ = (4 ± 2) × 10⁻¹⁶ cm³ molecule⁻¹ s⁻¹ at 413 K. These data can be combined to derive the recommended Arrhenius parameters, A = 2 × 10⁻¹² cm³ molecule⁻¹ s⁻¹ and E/R > 3600 K. The

upper limit for k_2 is based on results reported by DeMore et al.¹ and Wongdontri-Stuper et al.³ The Arrhenius parameters for k_2 were estimated.

(Table: 92-20, Note: 92-20, Evaluated: 10-6) [Back to Table](#)

- (1) DeMore, W. B.; Lin, C. L.; Jaffe, S. 12th Informal Conference on Photochemistry, 1976.
- (2) Stevens, P. S.; Anderson, J. G. Kinetic measurements of the $\text{ClO} + \text{O}_3 \rightarrow \text{ClOO} + \text{O}_2$ reaction. *Geophys. Res. Lett.* **1990**, *17*, 1287-1290.
- (3) Wongdontri-Stuper, W.; Jayanty, R. K. M.; Simonaitis, R.; Hecklen, J. The Cl_2 photosensitized decomposition of O_3 : the reactions of ClO and OCIO with O_3 . *J. Photochem.* **1979**, *10*, 163-186.

F128. $\text{ClO} + \text{H}_2$. The Arrhenius parameters are estimated based on the ~600 K data of Walker (reported in Clyne and Watson¹).

(Table: 82-57, Note: 82-57, Evaluated: 10-6) [Back to Table](#)

- (1) Clyne, M. A. A.; Watson, R. T. Kinetic studies of diatomic free radicals using mass spectrometry Part 2.-Rapid bimolecular reactions involving the $\text{ClO X}^2\Pi$ radical. *J. Chem. Soc. Faraday Trans. 1* **1974**, *70*, 2250-2259.

F129. $\text{ClO} + \text{NO}$. The absolute rate coefficients determined in the four discharge flow-mass spectrometric studies (Clyne and Watson,² Leu and DeMore,⁴ Ray and Watson⁵ and Clyne and MacRobert¹) and the discharge flow laser magnetic resonance study of Lee et al.³ are in excellent agreement at room temperature, and are averaged to yield the recommended value for $k(298\text{ K})$. The value reported by Zahniser and Kaufman⁷ from a competitive study is not used in the derivation of the recommended value, as it is about 33% higher. The magnitudes of the temperature dependences reported by Leu and DeMore⁴ and Lee et al. are in excellent agreement. Although the E/R value reported by Zahniser and Kaufman⁷ is in fair agreement with the other values, it is not considered as it is dependent upon the E/R value assumed for the $\text{Cl} + \text{O}_3$ reaction. The Arrhenius expression is derived from a least squares fit to the data reported by Clyne and Watson, Leu and DeMore, Ray and Watson, Clyne and MacRobert, and Lee et al. Theoretical rate calculations by Sayin and McKee⁶ give a reaction activation energy (~0.35 kcal/mol) over the temperature range 200–400 K that is supportive of the experimental values.

(Table: 82-57, Note: 10-6, Evaluated: 10-6) [Back to Table](#)

- (1) Clyne, M. A. A.; MacRobert, A. J. Kinetic studies of free radical reactions by mass spectrometry. I. The reactions $\text{SO} + \text{NO}_2$ and $\text{ClO} + \text{NO}$. *Int. J. Chem. Kinet.* **1980**, *12*, 79-96.
- (2) Clyne, M. A. A.; Watson, R. T. Kinetic studies of diatomic free radicals using mass spectrometry Part 2.-Rapid bimolecular reactions involving the $\text{ClO X}^2\Pi$ radical. *J. Chem. Soc. Faraday Trans. 1* **1974**, *70*, 2250-2259.
- (3) Lee, Y.-P.; Stimpfle, R. M.; Perry, R. A.; Mucha, J. A.; Evenson, K. M.; Jennings, D. A.; Howard, C. J. Laser magnetic resonance spectroscopy of ClO and kinetic studies of the reactions of ClO with NO and NO_2 . *Int. J. Chem. Kinet.* **1982**, *14*, 711-732.
- (4) Leu, M.-T.; DeMore, W. B. Rate constant for the reaction $\text{ClO} + \text{NO} \rightarrow \text{Cl} + \text{NO}_2$. *J. Phys. Chem.* **1978**, *82*, 2049-2052, doi:10.1021/j100508a001.
- (5) Ray, G. W.; Watson, R. T. Kinetics study of the reactions of NO with FO , ClO , BrO , and IO at 298 K. *J. Phys. Chem.* **1981**, *85*, 2955-2960, doi:10.1021/j150620a022.
- (6) Sayin, H.; McKee, M. L. Theoretical study of the mechanism of NO_2 production from $\text{NO} + \text{ClO}$. *J. Phys. Chem. A* **2005**, *109*, 4736-4743, doi:10.1021/jp050695w.
- (7) Zahniser, M. S.; Kaufman, F. Kinetics of the reactions of ClO with O and with NO . *J. Chem. Phys.* **1977**, *66*, 3673-3681.

F130. $\text{ClO} + \text{NO}_3$. The recommended parameters are based on results reported by Cox et al.,³ Cox et al.,⁴ Biggs et al.,² and Kukui et al.⁶ Biggs et al. report the rate constant to be independent of temperature, consistent with the results of Cox et al.⁴ The study of Kukui et al. supersedes the earlier study of Becker et al.¹ from the same laboratory, which had indicated the major products to be $\text{OCIO} + \text{NO}_2$. There is now agreement among all studies that the major reaction channel forms $\text{ClOO} + \text{NO}_2$ (see Biggs et al.,² Cox et al.,⁴ and Kukui et al.⁶). From a study of the OCIO/NO_3 system, Friedl et al.⁵ conclude that at 220 K the formation of $\text{ClOO} + \text{NO}_2$ is favored.

(Table: 10-6, Note: 10-6, Evaluated: 10-6) [Back to Table](#)

- (1) Becker, E.; Wille, U.; Rahman, M. M.; Schindler, R. H. An investigation of the reactions of NO_3 radicals with Cl and ClO . *Ber. Bunsenges. Phys. Chem.* **1991**, *95*, 1173-1179.

- (2) Biggs, P.; Harwood, M. H.; Parr, A. D.; Wayne, R. P. Rate constant and products of the reaction between NO₃ and ClO over the temperature range 353-210 K. *J. Phys. Chem.* **1991**, *97*, 7746-7751.
- (3) Cox, R. A.; Barton, R. A.; Ljungstrom, E.; Stocker, D. W. The reactions of Cl and ClO with the NO₃ radical. *Chem. Phys. Lett.* **1984**, *108*, 228-232.
- (4) Cox, R. A.; Fowles, M.; Moulton, D.; Wayne, R. P. Kinetics of the reactions of NO₃ radicals with Cl and ClO. *J. Phys. Chem.* **1987**, *91*, 3361-3365, doi:10.1021/j100296a051.
- (5) Friedl, R. R.; Sander, S. P.; Yung, Y. L. Chloryl nitrate: A novel product of the OClO + NO₃ + M recombination. *J. Phys. Chem.* **1992**, *96*, 7490-7493.
- (6) Kukui, A.; Jungkamp, T. P. W.; Schindler, R. N. Determination of the product branching ratio in the reaction of NO₃ with OCl at 300 K. *Ber. Bunsenges. Phys. Chem.* **1994**, *98*, 1619-1621.

F131. ClO + N₂O. The Arrhenius parameters are estimated based on the ~600 K data of Walker (reported in Clyne and Watson¹).

(Table: 82-57, Note: 82-57, Evaluated: 10-6) [Back to Table](#)

- (1) Clyne, M. A. A.; Watson, R. T. Kinetic studies of diatomic free radicals using mass spectrometry Part 2.-Rapid bimolecular reactions involving the ClO X²Π radical. *J. Chem. Soc. Faraday Trans. 1* **1974**, *70*, 2250-2259.

F132. ClO + CO. The Arrhenius parameters are estimated based on the ~600 K data of Walker (reported in Clyne and Watson¹).

(Table: 82-57, Note: 82-57, Evaluated: 10-6) [Back to Table](#)

- (1) Clyne, M. A. A.; Watson, R. T. Kinetic studies of diatomic free radicals using mass spectrometry Part 2.-Rapid bimolecular reactions involving the ClO X²Π radical. *J. Chem. Soc. Faraday Trans. 1* **1974**, *70*, 2250-2259.

F133. ClO + CH₄. The Arrhenius parameters are estimated based on the ~600 K data of Walker (reported in Clyne and Watson¹).

(Table: 82-57, Note: 82-57) [Back to Table](#)

- (1) Clyne, M. A. A.; Watson, R. T. Kinetic studies of diatomic free radicals using mass spectrometry Part 2.-Rapid bimolecular reactions involving the ClO X²Π radical. *J. Chem. Soc. Faraday Trans. 1* **1974**, *70*, 2250-2259.

F134. ClO + H₂CO. Poulet et al.¹ have reported an upper limit of 10⁻¹⁵ cm³ molecule⁻¹ s⁻¹ for k(298 K) using the discharge flow-EPR technique.

(Table: 81-3, Note: 81-3, Evaluated: 81-3) [Back to Table](#)

- (1) Poulet, G.; Le Bras, G.; Combourieu, J. E.P.R. study of the reactivity of ClO with H₂CO at 298 K. *Geophys. Res. Lett.* **1980**, *7*, 413-414.

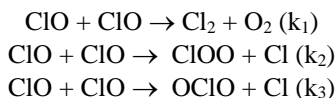
F135. ClO + CH₃O₂. The recommended value for k(298 K) is an average of values derived from the temperature dependent data of Helleis et al.³ (225–355 K), Kukui et al.⁶ (233–300 K), and Leather et al.⁷ (223–298 K). Two other measurements at only room temperature by Simon et al.⁸ and Kenner et al.⁵ are 30% larger and 20% smaller, respectively, but overlap the recommended value within the reported uncertainties.

Helleis et al.³ and Kukui et al.⁶ observed very weak temperature dependences of the rate constant with the reported E/R values of +114 K and –80 K, respectively. The data from these studies differ by less than 40% over the entire temperature range. In contrast, the study by Leather et al.⁷ yielded a much stronger temperature dependence with a reported E/R value of 626 K. Helleis et al.³ and Kukui et al.⁶ used a low pressure discharge flow technique, whereas Leather et al.⁷ employed a turbulent flow reactor with substantially higher pressure. Thus, the data from this latter study should be free from possible interferences due to wall reactions. The combination of lower radical concentrations and higher total pressure in the Leather et al.⁷ study provides the basis for the temperature dependence recommended here. Thus, the recommended value for E/R is derived from a fit to the data of Leather et al.⁷ Nevertheless, in the absence of a definitive explanation for the difference between the results from the high and low pressure studies (which is as large as a factor of 2 to 3 at T = 200 K) values of the uncertainty parameters, f and g, were assigned to encompass the data from all three temperature dependence studies at the 95% confidence level. Note that assymmetric values for “g” are assigned in the Table. To determine the upper band for f(T) one should use g = 300, whereas g = 20 should be used to determine the lower band of f(T).

There is general agreement that the only important reaction channels are those resulting in the production of ClOO + CH₃O (a) and CH₃OCl + O₂ (b). However, there is disagreement on their relative importance. At room temperature, Helleis et al.,³ Simon et al.,⁸ Kukui et al.,⁶ and Helleis et al.⁴ report that reaction channel (a) is the major channel. However it is reported to be the minor channel by Biggs et al.¹ and Daele and Poulet.² Helleis et al.⁴ (which supersedes the earlier data from Helleis et al.³) found that channel (b) increases from 14% at room temperature to 24% at 220 K whereas Kukui et al.⁶ found this value to increase from 19% at room temperature to 43% at 230 K, i.e., indicating that both channels can be significant at the low temperatures of the polar stratosphere. All studies of the branching ratios were performed using a low-pressure discharge flow technique. Leather et al.⁷ provided no branching ratio information from their higher pressure studies. Given the possibility of the influence of wall processes in the low-pressure studies, no recommendation on the branching ratio is made. Nevertheless, channel (a) appears to play a significant role. (Table: 15-10, Note: 15-10, Evaluated: 15-10) [Back to Table](#)

- (1) Biggs, P.; Canosa-Mas, C. E.; Fracheboud, J.-M.; Shallcross, D. E.; Wayne, R. P. Efficiency of formation of CH₃O in the reaction of CH₃O₂ with ClO. *Geophys. Res. Lett.* **1995**, *22*, 1221-1224.
- (2) Daële, V.; Poulet, G. Kinetics and products of the reactions of CH₃O₂ with Cl and ClO. *J. Chim. Phys.* **1996**, *93*, 1081-1099.
- (3) Helleis, F.; Crowley, J. N.; Moortgat, G. K. Temperature-dependent rate constants and product branching ratios for the gas-phase reaction between CH₃O₂ and ClO. *J. Phys. Chem.* **1993**, *97*, 11464-11473.
- (4) Helleis, F.; Crowley, J. N.; Moortgat, G. K. Temperature dependent CH₃OCl formation in the reaction of CH₃O₂ and ClO. *Geophys. Res. Lett.* **1994**, *21*, 1795-1798.
- (5) Kenner, R. D.; Ryan, K. R.; Plumb, I. C. Kinetics of the reaction of CH₃O₂ with ClO at 293 K. *Geophys. Res. Lett.* **1993**, *20*, 1571-1574.
- (6) Kukui, A. S.; Jungkamp, T. P. W.; Schindler, R. N. Determination of the rate constant and of product branching ratios in the reaction of CH₃O₂ with OCl between 233 K and 300 K. *Ber. Bunsenges. Phys. Chem.* **1994**, *98*, 1298-1302.
- (7) Leather, K. E.; Bacak, A.; Wamsley, R.; Archibald, A. T.; Husk, A.; Shallcross, D. E.; Percival, C. J. Temperature and pressure dependence of the rate coefficient for the reaction between ClO and CH₃O₂ in the gas-phase. *Phys. Chem. Chem. Phys.* **2012**, *14*, 3425-3434, doi:10.1039/c2cp22834c.
- (8) Simon, F. G.; Burrows, J. P.; Schneider, W.; Moortgat, G. K.; Crutzen, P. J. Study of the reaction ClO + CH₃O₂ → products at 300 K. *J. Phys. Chem.* **1989**, *93*, 7807-7813, doi:10.1021/j100360a017.

F136. ClO + ClO. There are three bimolecular channels for this reaction:



The recommended values for the individual reaction channels are from the study of Nickolaisen et al.⁸ This study, using a flash photolysis/long path ultraviolet absorption technique, is the most comprehensive study of this system, covering a wide range of temperature and pressure. These results are preferred over the results of earlier studies of the total bimolecular rate coefficient at low pressures by Clyne and Coxon,¹ Clyne and White,³ and Clyne et al.,² and those of other studies reported by Hayman et al.,⁵ Cox and Derwent,⁴ Simon et al.,⁹ Horowitz et al.,⁶ and Horowitz et al.⁷ The room temperature branching ratios are $k_1:k_2:k_3 = 0.29:0.50:0.21$. The reaction exhibits both bimolecular and termolecular reaction channels (see entry in Table 2-1). The termolecular reaction dominates at pressures higher than about 10 Torr. The equilibrium constant for formation of the ClO dimer, ClOOC, is given in Table 3.

(Table: 94-26, Note: 97-4, Evaluated: 10-6) [Back to Table](#)

- (1) Clyne, M. A. A.; Coxon, J. A. Kinetic studies of oxy-halogen radical systems. *Proc. Roy. Soc. A* **1968**, *303*, 207-231.
- (2) Clyne, M. A. A.; McKenney, D. J.; Watson, R. T. Reactions of chlorine oxide radicals Part 5.—The reaction 2ClO (X²Π) → products. *J. Chem. Soc. Faraday Trans. 1* **1975**, *71*, 322-335.
- (3) Clyne, M. A. A.; White, I. F. Reactions of chlorine oxide radicals Part 3.—Kinetics of the decay reaction of the ClO(X²Π) radical. *Trans. Faraday Soc.* **1971**, *67*, 2068-2076.
- (4) Cox, R. A.; Derwent, R. G. Kinetics of chlorine oxide radical reactions using modulated photolysis Part 1.—Disproportionation of ClO in the Cl₂ photosensitised decomposition of ozone. *J. Chem. Soc. Faraday Trans. 1* **1979**, *75*, 1635-1647.
- (5) Hayman, G. D.; Davies, J. M.; Cox, R. A. Kinetics of the reaction ClO + ClO → products and its potential relevance to Antarctic ozone. *Geophys. Res. Lett.* **1986**, *13*, 1347-1350.

- (6) Horowitz, A.; Bauer, D.; Crowley, J. N.; Moortgat, G. K. Determination of product branching ratio of the ClO self-reaction at 298 K. *Geophys. Res. Lett.* **1993**, *20*, 1423-1426.
- (7) Horowitz, A.; Crowley, J. N.; Moortgat, G. K. Temperature dependence of the product branching ratios of the ClO self-reaction in oxygen. *J. Phys. Chem.* **1994**, *98*, 11924-11930, doi:10.1021/j100097a019.
- (8) Nickolaissen, S. L.; Friedl, R. R.; Sander, S. P. Kinetics and mechanism of the ClO + ClO reaction: Pressure and temperature dependences of the bimolecular and termolecular channels and thermal decomposition of chlorine peroxide, ClOCl. *J. Phys. Chem.* **1994**, *98*, 155-169, doi:10.1021/j100052a027.
- (9) Simon, F. G.; Schneider, W.; Moortgat, G. K.; Burrows, J. P. A study of the ClO absorption cross-section between 240 and 310 nm and the kinetics of the self-reaction at 300 K. *J. Photochem. Photobiol. A: Chem.* **1990**, *55*, 1-23.

F137. HCl + ClONO₂. Five studies of the kinetics of this system have been published, in which the following upper limits to the homogeneous bimolecular rate constant were reported: 10^{-19} cm³ molecule⁻¹ s⁻¹ by a static wall-less long-path UV absorption technique and a steady-state flow FTIR technique (Molina et al.⁶); 5×10^{-18} cm³ molecule⁻¹ s⁻¹ using a flow reactor with FTIR analysis (Friedl et al.³); 8.4×10^{-21} cm³ molecule⁻¹ s⁻¹ using a static photolysis system with FTIR analysis (Hatakeyama and Leu⁴ and Leu et al.⁵); and 1.5×10^{-19} cm³ molecule⁻¹ s⁻¹ by FTIR analysis of the decay of ClONO₂ in the presence of HCl in large-volume (2500 and 5800 liters) Teflon or Teflon-coated chambers (Atkinson et al.¹). Earlier, Birks et al.² had reported a higher upper limit. All studies found this reaction to be catalyzed by surfaces. The differences in the reported upper limits can be accounted for in terms of the very different reactor characteristics and detection sensitivities of the various studies. The recommended upper limit for k(298 K) is based on the studies of Hatakeyama and Leu⁴ and Leu et al.⁵, which apparently are the most sensitive. The homogeneous reaction is too slow to have any significant effect on atmospheric chemistry.

(Table: 87-41, Note: 87-41, Evaluated: 10-6) [Back to Table](#)

- (1) Atkinson, R.; Aschmann, S. M. A structure-activity relationship for the estimation of rate constants for the gas-phase reactions of OH radicals with organic compounds. *Int. J. Chem. Kinet.* **1987**, *19*, 1097-1105.
- (2) Birks, J. W.; Shoemaker, B.; Leck, T. J.; Borders, R. A.; Hart, L. J. Studies of reactions of importance in the stratosphere. II. Reactions involving chlorine nitrate and chlorine dioxide. *J. Chem. Phys.* **1977**, *66*, 4591-4599.
- (3) Friedl, R. R.; Goble, J. H.; Sander, S. P. A kinetics study of the homogeneous and heterogeneous components of the HCl + ClONO₂ reaction. *Geophys. Res. Lett.* **1986**, *13*, 1351-1354.
- (4) Hatakeyama, S.; Leu, M. T. Reactions of chlorine nitrate with HCl and H₂O. *Geophys. Res. Lett.* **1986**, *13*, 1343-1346.
- (5) Leu, M.-T.; Hatakeyama, S.; Hsu, K. J. Rate constants for reactions between atmospheric reservoir species. 1. HCl. *J. Phys. Chem.* **1989**, *93*, 5778-5784, doi:10.1021/j100352a026.
- (6) Molina, L. T.; Molina, M. J.; Stachnik, R. A.; Tom, R. D. An upper limit to the rate of the HCl + ClONO₂ reaction. *J. Phys. Chem.* **1985**, *89*, 3779-3781, doi:10.1021/j100264a003.

F138. CH₂ClO + O₂. The CH₂ClO radical is reported to be resistant to unimolecular dissociation into Cl + CH₂O products, according to chain reaction/product analysis studies by Sanhueza and Heicklen⁵ and Niki et al.,⁴ and kinetics studies by Catoire et al.² The recommended value for k(298 K) is based on the work of Kaiser and Wallington,³ in which the competition between reaction with O₂ and HCl elimination in a complex photochemical reaction system using FTIR detection of stable products was studied. The recommendation is a factor of 5 higher than estimated using the empirical relationship given by Atkinson and Carter.¹ The fate of CH₂ClO in the atmosphere is reaction with O₂.

(Table: 94-26, Note: 94-26, Evaluated: 94-26) [Back to Table](#)

- (1) Atkinson, R.; Carter, W. P. L. Reactions of alkoxy radicals under atmospheric conditions: The relative importance of decomposition versus reaction with O₂. *J. Atmos. Chem.* **1991**, *13*, 195-210.
- (2) Catoire, V.; Lesclaux, R.; Lightfoot, P. D.; Rayez, M.-T. Kinetic study of the reactions of CH₂ClO₂ with itself and with HO₂, and theoretical study of the reactions of CH₂ClO, between 251 and 600 K. *J. Phys. Chem.* **1994**, *98*, 2889-2898, doi:10.1021/j100062a027.
- (3) Kaiser, E. W.; Wallington, T. J. FTIR product study of the Cl-initiated oxidation of CH₃Cl: Evidence for HCl elimination from the chloromethoxy radical. *J. Phys. Chem.* **1994**, *98*, 5679-5685.
- (4) Niki, H.; Maker, P. D.; Savage, C. M.; Breitenbach, L. P. An FTIR study of the Cl atom-initiated oxidation of CH₂Cl₂ and CH₃Cl. *Int. J. Chem. Kinet.* **1980**, *12*, 1001-1012.

- (5) Sanhueza, E.; Heicklen, J. Chlorine-atom sensitized oxidation of dichloromethane and chloromethane. *J. Phys. Chem.* **1975**, *79*, 7-11.

F139. CH₂ClO₂ + HO₂. The recommended Arrhenius parameters are derived from the measurements of Catoire et al.,¹ in which pulsed photolysis with UV absorption detection was used at 1 atm pressure and 251–588 K. (Table: 94-26, Note: 94-26, Evaluated: 94-26) [Back to Table](#)

- (1) Catoire, V.; Lesclaux, R.; Lightfoot, P. D.; Rayez, M.-T. Kinetic study of the reactions of CH₂ClO₂ with itself and with HO₂, and theoretical study of the reactions of CH₂ClO, between 251 and 600 K. *J. Phys. Chem.* **1994**, *98*, 2889-2898, doi:10.1021/j100062a027.

F140. CH₂ClO₂ + NO. The recommended value for k(298 K) is from Sehested et al.,¹ who used pulsed radiolysis and UV absorption detection of NO₂ to measure the rate coefficient. The temperature dependence is estimated by analogy to similar RO₂ + NO reactions. (Table: 94-26, Note: 94-26, Evaluated: 94-26) [Back to Table](#)

- (1) Sehested, J.; Nielsen, O. J.; Wallington, T. J. Absolute rate constants for the reaction of NO with a series of peroxy radicals in the gas phase at 295 K. *Chem. Phys. Lett.* **1993**, *213*, 457-464.

F141. CCl₃O₂ + NO. The recommended value for k(298 K) is an average of the values from Ryan and Plumb³ and Dognon et al.,¹ which are in good agreement. The temperature dependence is derived from the data of Dognon et al., which covered the temperature range 228–413 K. The CCl₃O primary product of the reaction of CCl₃O₂ with NO decomposes rapidly to eliminate Cl, according to Lesclaux et al.² (Table: 94-26, Note: 94-26, Evaluated: 94-26) [Back to Table](#)

- (1) Dognon, A. M.; Caralp, F.; Lesclaux, R. Réactions des radicaux chlorofluorométhyl peroxyes avec NO: Étude cinétique dans le domaine de température compris entre 230 et 430 K. *J. Chim. Phys.* **1985**, *82*, 349-352.
(2) Lesclaux, R.; Dognon, A. M.; Caralp, F. Photo-oxidation of halomethanes at low temperature: The decomposition rate of CCl₃O and CFCl₂O radicals. *J. Photochem. Photobiol. A: Chem.* **1987**, *41*, 1-11.
(3) Ryan, K. R.; Plumb, I. C. Kinetics of the reactions of CCl₃ with O and O₂ and of CCl₃O₂ with NO at 295 K. *Int. J. Chem. Kinet.* **1984**, *16*, 591-602.

F142. CCl₂FO₂ + NO. The recommended Arrhenius parameters are based on the measurements made by Dognon et al.¹ using pulsed photolysis with mass spectrometry detection at 1–10 Torr and 228–413 K. These results supersede the earlier study of Lesclaux and Caralp.² The CCl₂FO radical primary product of the CCl₂FO₂ + NO reaction is reported by Lesclaux et al.³ and Wu and Carr⁴ to rapidly decompose to eliminate Cl and to give the products indicated. (Table: 94-26, Note: 94-26, Evaluated: 94-26) [Back to Table](#)

- (1) Dognon, A. M.; Caralp, F.; Lesclaux, R. Réactions des radicaux chlorofluorométhyl peroxyes avec NO: Étude cinétique dans le domaine de température compris entre 230 et 430 K. *J. Chim. Phys.* **1985**, *82*, 349-352.
(2) Lesclaux, R.; Caralp, F. Determination of the rate constants for the reactions of CFCl₂O₂ radical with NO and NO₂ by laser photolysis and time resolved mass spectrometry. *Int. J. Chem. Kinet.* **1984**, *16*, 1117-1128.
(3) Lesclaux, R.; Dognon, A. M.; Caralp, F. Photo-oxidation of halomethanes at low temperature: The decomposition rate of CCl₃O and CFCl₂O radicals. *J. Photochem. Photobiol. A: Chem.* **1987**, *41*, 1-11.
(4) Wu, F.; Carr, R. W. Time-resolved observation of the formation of CF₂O and CFClO in the CF₂Cl + O₂ and CFCl₂ + O₂ reactions. The unimolecular elimination of Cl atoms from CF₂ClO and CFCl₂O radicals. *J. Phys. Chem.* **1992**, *96*, 1743-1748, doi:10.1021/j100183a046.

F143. CClF₂O₂ + NO. The recommended value for k(298 K) is an average of the determinations reported by Dognon et al.,¹ who used pulsed photolysis with mass spectrometry detection at 1–10 Torr and 228–413 K, and Sehested et al.,² who used pulsed radiolysis with UV absorption detection of the NO₂ product at 1 atm and 298 K. The recommended value for E/R is derived from the data of Dognon et al.¹ Wu and Carr³ observed the CClF₂O radical primary product to rapidly dissociate to CF₂O and Cl. (Table: 94-26, Note: 94-26, Evaluated: 94-26) [Back to Table](#)

- (1) Dognon, A. M.; Caralp, F.; Lesclaux, R. Réactions des radicaux chlorofluorométhyl peroxy avec NO: Étude cinétique dans le domaine de température compris entre 230 et 430 K. *J. Chim. Phys.* **1985**, *82*, 349-352.
- (2) Sehested, J.; Nielsen, O. J.; Wallington, T. J. Absolute rate constants for the reaction of NO with a series of peroxy radicals in the gas phase at 295 K. *Chem. Phys. Lett.* **1993**, *213*, 457-464.
- (3) Wu, F.; Carr, R. W. Time-resolved observation of the formation of CF₂O and CFCIO in the CF₂Cl + O₂ and CFCl₂ + O₂ reactions. The unimolecular elimination of Cl atoms from CF₂ClO and CFCl₂O radicals. *J. Phys. Chem.* **1992**, *96*, 1743-1748, doi:10.1021/j100183a046.

1.11.3 Bibliography – ClO_x Reactions

- Abbatt, J. P. D.; Anderson, J. G. High-pressure discharge flow kinetics and frontier orbital mechanistic analysis for OH + CH₂CCl₂, *cis*-CHClCHCl, *trans*-CHClCHCl, CFCICF₂, and CF₂CCl₂ → Products. *J. Phys. Chem.* **1991**, *95*, 2382-2390.
- Abbatt, J. P. D.; Toohey, D. W.; Fenter, F. F.; Stevens, P. S.; Brune, W. H.; Anderson, J. G. Kinetics and mechanism of X + ClNO → XCl + NO (X = Cl, F, Br, OH, O, N) from 220 to 450 K. Correlation of reactivity and activation energy with electron affinity of X. *J. Phys. Chem.* **1989**, *93*, 1022-1029.
- Adler-Golden, S. M.; Wiesenfeld, J. R. Production of atomic oxygen following flash photolysis of ClONO₂. *Chem. Phys. Lett.* **1981**, *82*, 281-284.
- Adusei, G. Y.; Fontijn, A. Experimental studies of Cl-atom reactions at high temperatures: Cl + H₂ → HCl + H from 291 to 1283 K. *Int. Symp. on Combust.* **1994**, *25*, 801-808.
- Albaladejo, J.; Notario, A.; Cuevas, C. A.; Ballesteros, B.; Martinez, E. A pulsed laser photolysis-resonance fluorescence kinetic study of the atmospheric Cl atom-initiated oxidation of propene and a series of 3-halopropenes at room temperature. *J. Atmos. Chem.* **2003**, *45*, 35-50.
- Anderson, P. C.; Kurylo, M. J. Rate constant measurements for the reaction Cl + CH₂O → HCl + CHO. Implications regarding the removal of stratospheric chlorine. *J. Phys. Chem.* **1979**, *83*, 2055-2057.
- Arnts, R. R.; Seila, R. L.; Bufalini, J. J. Determination of room temperature OH rate constants for acetylene, ethylene dichloride, ethylene dibromide, p-dichlorobenzene and carbon disulfide. *J. Air Pollut. Control Assoc.* **1989**, *39*, 453-460.
- Ashford, R. D.; Basco, N.; Hunt, J. E. The kinetics of ClO formation in the flash photolysis of chlorine-oxygen mixtures. *Int. J. Chem. Kinet.* **1978**, *10*, 1233-1244.
- Atkinson, R.; Aschmann, S. M. Kinetics of the gas phase reaction of Cl atoms with a series of organics at 296 ± 2 K and atmospheric pressure. *Int. J. Chem. Kinet.* **1985**, *17*, 33-41.
- Atkinson, R.; Aschmann, S. M. A structure-activity relationship for the estimation of rate constants for the gas-phase reactions of OH radicals with organic compounds. *Int. J. Chem. Kinet.* **1987**, *19*, 1097-1105.
- Atkinson, R.; Carter, W. P. L. Reactions of alkoxy radicals under atmospheric conditions: The relative importance of decomposition versus reaction with O₂. *J. Atmos. Chem.* **1991**, *13*, 195-210.
- Atkinson, R.; Hansen, D. A.; Pitts, J. N., Jr. Rate constants for the reaction of OH radicals with CHF₂Cl, CF₂Cl₂, CFCI₃, and H₂ over the temperature range 297-434 °K. *J. Chem. Phys.* **1975**, *63*, 1703-1706.
- Atkinson, R.; Tuazon, R. C.; Macleod, H.; Aschmann, S. M.; Winer, A. M. The gas-phase reaction of chlorine nitrate with water vapor. *Geophys. Res. Lett.* **1986**, *13*, 117-120.
- Baer, S.; Hippler, H.; Rahn, R.; Siefke, M.; Seitzinger, N.; Troe, J. Thermodynamic and kinetic properties of the reaction Cl + O₂ + M ⇌ ClOO + M in the range 160-300 K and 1-1000 bar. *J. Chem. Phys.* **1991**, *95*, 6463-6470.
- Baghal-Vayjooee, M. H.; Colussi, A. J.; Benson, S. W. Very low pressure reactor. A new technique for measuring rates and equilibria of radical-molecule reactions at low temperature. Heat of formation of the methyl radical. *J. Am. Chem. Soc.* **1978**, *100*, 3214-3215.
- Balakhnin, V. P.; Egorov, V. I.; Intezarova, E. I. *Kinetics and Catalysis* **1971**, *12*, 299.
- Balestra-Garcia, C.; Le Bras, G.; MacLeod, H. Kinetic study of the reactions OH + mono-, di-, and trichloroacetaldehyde and acetaldehyde by laser photolysis resonance-fluorescence at 298 K. *J. Phys. Chem.* **1992**, *96*, 3312-3316.
- Barry, J.; Locke, G.; Scollard, D.; Sidebottom, H.; Treacy, J.; Clerbaux, C.; Colin, R.; Franklin, J. 1,1,1,3,3,3-pentafluorobutane (HFC-365mfc): Atmospheric degradation and contribution to radiative forcing. *Int. J. Chem. Kinet.* **1997**, *29*, 607-617.
- Barry, J.; Scollard, D. J.; Treacy, J. J.; Sidebottom, H. W.; Le Bras, G.; Poulet, G.; Teton, S.; Chichinin, A.; Canosa-Mas, C. E.; Kinnison, D. J.; Wayne, R. P.; Nielsen, O. J. Kinetic data for the reaction of hydroxyl radicals with 1,1,1-trichloroacetaldehyde at 298 ± 2 K. *Chem. Phys. Lett.* **1994**, *221*, 353-358.
- Basco, N.; Dogra, S. K. Reactions of halogen oxides studied by flash photolysis II. The flash photolysis of chlorine monoxide and of the ClO free radical. *Proc. Roy. Soc. Lond. A.* **1971**, *323*, 401-415.
- Basco, N.; Dogra, S. K. Reactions of halogen oxides studied by flash photolysis. I. The flash photolysis of chlorine dioxide. *Proc. Roy. Soc. Lond. A.* **1971**, *323*, 29-68.
- Battin-Leclerc, F.; Kim, I. K.; Talukdar, R. K.; Portmann, R. W.; Ravishankara, A. R.; Steckler, R.; Brown, D. Rate coefficients for the reactions of OH and OD with HCl and DCl between 200 and 400 K. *J. Phys. Chem. A* **1999**, *103*, 3237-3244.
- Baulch, D. L.; Cox, R. A.; Hampson, R. F., Jr.; Kerr, J. A.; Troe, J.; Watson, R. T. Evaluated kinetic and photochemical data for atmospheric chemistry. *J. Phys. Chem. Ref. Data* **1980**, *9*, 295-471.
- Beach, S. D.; Hickson, K. M.; Smith, I. W. M.; Tuckett, R. P. Rate constants and Arrhenius parameters for the reactions of OH radicals and Cl atoms with CF₃CH₂OCHF₂, CF₃CHClOCHF₂ and CF₃CH₂OCCIF₂, using

- the discharge-flow/resonance fluorescence method. *Phys. Chem. Chem. Phys.* **2001**, *3*, 3064-3069, doi:10.1039/b103883b.
- Beach, S. D.; Smith, I. W. M.; Tuckett, R. P. Rate constants for the reaction of Cl atoms with O₃ at temperatures from 298 to 184 K. *Int. J. Chem. Kinet.* **2001**, *34*, 104-109, doi:10.1002/kin.10033.
- Becker, E.; Wille, U.; Rahman, M. M.; Schindler, R. H. An investigation of the reactions of NO₃ radicals with Cl and ClO. *Ber. Bunsenges. Phys. Chem.* **1991**, *95*, 1173-1179.
- Bedjanian, Y.; Laverdet, G.; Le Bras, G. Low-pressure study of the reaction of Cl atoms with isoprene. *J. Phys. Chem. A* **1998**, *102*, 953-959.
- Bedjanian, Y.; Riffault, V.; Le Bras, G. Kinetics and mechanism of the reaction of OH with ClO. *Int. J. Chem. Kinet.* **2001**, *33*, 587-599.
- Beichert, P.; Wingen, L.; Lee, J.; Vogt, R.; Ezell, M. J.; Ragains, M.; Neavyn, R.; Finlayson-Pitts, B. J. Rate constants for the reactions of chlorine atoms with some simple alkanes at 298 K: Measurement of a self-consistent set using both absolute and relative rate methods. *J. Phys. Chem.* **1995**, *99*, 13156-13162.
- Bemand, P. P.; Clyne, M. A. A.; Watson, R. T. Reactions of chlorine oxide radicals Part 4.-Rate constants for the reactions Cl + OClO, O + OClO, H + OClO, NO + OClO and O + ClO. *J. Chem. Soc. Faraday Trans. 1* **1973**, *69*, 1356-1374.
- Benson, S. W.; Cruickshank, F. R.; Shaw, R. Iodine monochloride as a thermal source of chlorine atoms: The reaction of chlorine atoms with hydrogen. *Int. J. Chem. Kinet.* **1969**, *1*, 29-43.
- Biggs, P.; Canosa-Mas, C. E.; Fracheboud, J.-M.; Shallcross, D. E.; Wayne, R. P. Efficiency of formation of CH₃O in the reaction of CH₃O₂ with ClO. *Geophys. Res. Lett.* **1995**, *22*, 1221-1224.
- Biggs, P.; Harwood, M. H.; Parr, A. D.; Wayne, R. P. Rate constant and products of the reaction between NO₃ and ClO over the temperature range 353-210 K. *J. Phys. Chem.* **1991**, *97*, 7746-7751.
- Birks, J. W.; Shoemaker, B.; Leck, T. J.; Borders, R. A.; Hart, L. J. Studies of reactions of importance in the stratosphere. II. Reactions involving chlorine nitrate and chlorine dioxide. *J. Chem. Phys.* **1977**, *66*, 4591-4599.
- Boodaghians, R. B.; Hall, I. W.; Wayne, R. P. Kinetics of the reactions of the hydroxyl radical with molecular chlorine and bromine. *J. Chem. Soc. Faraday Trans. 2* **1987**, *83*, 529-538.
- Boone, G. D.; Agyin, F.; Robichaud, D. J.; Tao, F.-M.; Hewitt, S. A. Rate constants for the reactions of chlorine atoms with deuterated methanes: Experiment and theory. *J. Phys. Chem. A* **2001**, *105*, 1456-1464, doi:10.1021/jp0027290.
- Brahan, K. M.; Hewitt, A. D.; Boone, G. D.; Hewitt, S. A. Rate constant for the reaction of Cl with CHCl₃. *Int. J. Chem. Kinet.* **1996**, *28*, 397-404.
- Brown, A. C.; Canosa-Mas, C. E.; Parr, A. D.; Pierce, J. M. T.; Wayne, R. P. Tropospheric lifetimes of halogenated anaesthetics. *Nature* **1989**, *341*, 635-637.
- Brown, A. C.; Canosa-Mas, C. E.; Parr, A. D.; Rothwell, K.; Wayne, R. P. Tropospheric lifetimes of three compounds for possible replacement of CFC and halons. *Nature* **1990**, *347*, 541-543.
- Brown, A. C.; Canosa-Mas, C. E.; Parr, A. D.; Wayne, R. P. Laboratory studies of some halogenated ethanes and ethers: Measurements of rates of reaction with OH and of infrared absorption cross-sections. *Atmos. Environ.* **1990**, *24A*, 2499-2511.
- Brown, A. C.; Canosa-Mas, C. E.; Wayne, R. P. A kinetic study of the reactions of OH with CH₃I and CF₃I. *Atmos. Environ.* **1990**, *24A*, 361-367, doi:10.1016/0960-1686(90)90115-4.
- Brown, R. D. H.; Smith, I. W. M. Absolute rate constants for the reactions O(³P) atoms with HCl and HBr. *Int. J. Chem. Kinet.* **1975**, *7*, 301-315.
- Bryukov, M. G.; Dellinger, B.; Knyazev, V. D. Kinetics of the gas-phase reaction of OH with HCl. *J. Phys. Chem. A* **2006**, *110*, 936-943, doi:10.1021/jp053615x.
- Bryukov, M. G.; Knyazev, V. D.; Lomnicki, S. M.; McFerrin, C. A.; Dellinger, B. Temperature-dependent kinetics of the gas-phase reactions of OH with Cl₂, CH₄, and C₃H₈. *J. Phys. Chem. A* **2004**, *108*, 10464-10472, doi:10.1021/jp047340h.
- Bryukov, M. G.; Slagle, I. R.; Knyazev, V. D. Kinetics of reactions of Cl atoms with methane and chlorinated methanes. *J. Phys. Chem. A* **2002**, *106*, 10532-10542, doi:10.1021/jp0257909.
- Bryukov, M. G.; Slagle, I. R.; Knyazev, V. D. Kinetics of reactions of Cl atoms with ethane, chloroethane, and 1,1-dichloroethane. *J. Phys. Chem. A* **2003**, *107*, 6565-6573, doi:10.1021/jp0275138.
- Burkholder, J. B.; Hammer, P. D.; Howard, C. J.; Goldman, A. Infrared line intensity measurements in the ν = 0-1 band of the ClO radical. *J. Geophys. Res.* **1989**, *94*, 2225-2234.
- Burrows, J. P.; Cliff, D. I.; Harris, G. W.; Thrush, B. A.; Wilkinson, J. P. T. Atmospheric reactions of the HO₂ radical studied by laser magnetic-resonance spectroscopy. *Proc. Roy. Soc. Lond. A* **1979**, *368*, 463-481.
- Burrows, J. P.; Cox, R. A. Kinetics of chlorine oxide reactions using modulated photolysis. 4. The reactions Cl + Cl₂O → Cl₂ + ClO and ClO + HO₂ → products studied at 1 atm and 300 K. *J. Chem. Soc. Faraday Trans. 1* **1981**, *77*, 2465-2479.

- Burrows, J. P.; Tyndall, G. S.; Moortgat, G. K. Absorption spectrum of NO₃ and kinetics of the reactions of NO₃ with NO₂, Cl, and several stable atmospheric species at 298 K. *J. Phys. Chem.* **1985**, *89*, 4848-4856.
- Burrows, J. P.; Wallington, T. J.; Wayne, R. P. Kinetics of the reaction of OH with ClO. *J. Chem. Soc. Faraday Trans. 2* **1984**, *80*, 957-971.
- Cadman, P.; Kirk, A. W.; Trotman-Dickenson, A. F. Reactions of chlorine atoms with ethane, propane, isobutane, fluoroethane, 1,1-difluoroethane, 1,1,1-trifluoroethane and cyclopropane. *J. Chem. Soc. Faraday Trans. 1* **1976**, *72*, 1027-1032.
- Cannon, B. D.; Robertshaw, J. S.; Smith, I. W. M.; Williams, M. D. A time-resolved LIF study of the kinetics of OH(v=0) and OH(v=1) with HCl and HBr. *Chem. Phys. Lett.* **1984**, *105*, 380-385.
- Canosa-Mas, C. E.; Cotter, E. S. N.; Duffy, J.; Thompson, K. C.; Wayne, R. P. The reactions of atomic chlorine with acrolein, methacrolein, and methyl vinyl ketone. *Phys. Chem. Chem. Phys.* **2001**, *3*, 3075-3084, doi:10.1039/b101434j.
- Canosa-Mas, C. E.; Dillon, R. J.; Sidebottom, H.; Thompson, K. C.; Wayne, R. P. A study of the OH-initiated oxidation of chlorinated ethenes in the gas phase. *Phys. Chem. Chem. Phys.* **2001**, *3*, 542-550, doi:10.1039/b005392i.
- Canosa-Mas, C. E.; Hutton-Squire, H. R.; King, M. D.; Stewart, D. J.; Thompson, K. C.; Wayne, R. P. Laboratory kinetic studies of the reactions of Cl atoms with species of biogenic origin: Δ³-carene, isoprene, methacrolein and methyl vinyl ketone. *J. Atmos. Chem.* **1999**, *34*, 163-170, doi:10.1023/A:1006214423298.
- Canosa-Mas, C. E.; Smith, S. J.; Toby, S.; Wayne, R. P. Laboratory studies of the reactions of the nitrate radical with chloroform, methanol, hydrogen chloride and hydrogen bromide. *J. Chem. Soc. Faraday Trans. 2* **1989**, *85*, 709-725.
- Cantrell, C. A.; Davidson, J. A.; Shetter, R. E.; Anderson, B. A.; Calvert, J. G. The temperature invariance of the NO₃ absorption cross section in the 662-nm region. *J. Phys. Chem.* **1987**, *91*, 5858-5863, doi:10.1021/j100307a009.
- Carr, S.; Shallcross, D. E.; Canosa-Mas, C. E.; Wenger, J. C.; Sidebottom, H. W.; Treacy, J. J.; Wayne, R. P. A kinetic and mechanistic study of the gas-phase reactions of OH radicals and Cl atoms with some halogenated acetones and their atmospheric implications. *Phys. Chem. Chem. Phys.* **2003**, *5*, 3874-3883, doi:10.1039/b304298g.
- Catoire, V.; Lesclaux, R.; Lightfoot, P. D.; Rayez, M.-T. Kinetic study of the reactions of CH₂ClO₂ with itself and with HO₂, and theoretical study of the reactions of CH₂ClO, between 251 and 600 K. *J. Phys. Chem.* **1994**, *98*, 2889-2898, doi:10.1021/j100062a027.
- Catoire, V.; Lesclaux, R.; Schneider, W. F.; Wallington, T. J. Kinetics and mechanisms of the self-reactions of CCl₃O₂ and CHCl₂O₂ radicals and their reactions with HO₂. *J. Phys. Chem.* **1996**, *100*, 14356-14371.
- Cattell, F. C.; Cox, R. A. Pressure dependence of the reactions of HO₂ with Cl and ClO. *J. Chem. Soc. Faraday Trans. 2* **1986**, *82*, 1413-1426.
- Chang, J. S.; Kaufman, F. Kinetics of the reactions of hydroxyl radicals with some halocarbons: CHFCl₂, CHF₂Cl, CH₃CCl₃, C₂HCl₃, and C₂Cl₄. *J. Chem. Phys.* **1977**, *66*, 4989-4994.
- Chang, J. S.; Kaufman, F. Upper limits of the rate constants for the reactions of CFCl₃ (F-11), CF₂Cl₂ (F-12), and N₂O with OH. Estimates of corresponding lower limits to their tropospheric lifetimes. *Geophys. Res. Lett.* **1977**, *4*, 192-194.
- Chasovnikov, S. A.; Chichinin, A. I.; Krasnoperov, L. N. Time-resolved LMR study on the reactions of Cl atoms in the ground (²P_{3/2}) and excited (²P_{1/2}) spin-orbital states with ClNO. *Chem. Phys.* **1987**, *116*, 91-99.
- Chesnokov, E. N. Application of IR-chemiluminescence method for determination of rate constants of bimolecular reactions which are not leading to the formation of excited products. *Khim. Fiz.* **1991**, *10*, 204-212.
- Choi, N.; Pilling, M. J.; Seakins, P. W.; Wang, L. Studies of site selective hydrogen atom abstractions by Cl atoms from isobutane and propane by laser flash photolysis/IR diode laser spectroscopy. *Phys. Chem. Chem. Phys.* **2006**, *8*, 2172-2178, doi:10.1039/b516531h.
- Choo, K. Y.; Leu, M. T. Determination of O₂(¹Σ_g⁺) and O₂(¹Δ_g) yields in Cl + O₂ and Cl + O₃ reactions. *J. Phys. Chem.* **1985**, *89*, 4832-4837, doi:10.1021/j100268a035.
- Christensen, L. K.; Ball, J. C.; Wallington, T. J. Atmospheric oxidation mechanism of methyl acetate. *J. Phys. Chem. A* **2000**, *104*, 345-351, doi:10.1021/jp993127n.
- Cillien, C.; Goldfinger, P.; Huybrechts, G.; Martens, G. Hydrogen abstraction from chlorinated ethanes by chlorine atoms. *Trans. Faraday Soc.* **1967**, *63*, 1631-1635.
- Clark, R. H.; Husain, D.; Jezequel, J. Y. The reaction of chlorine atoms, Cl(3 ²P₁), with nitric acid in the gas phase. *J. Photochem.* **1982**, *18*, 39-46.
- Clyne, M. A. A.; Coxon, J. A. Kinetic studies of oxy-halogen radical systems. *Proc. Roy. Soc. A* **1968**, *303*, 207-231.
- Clyne, M. A. A.; Cruse, H. W. Atomic resonance fluorescence spectrometry for rate constants of rapid bimolecular reactions Part 1.-Reactions O + NO₂, Cl + ClNO, Br + ClNO. *J. Chem. Soc. Faraday Trans. 2* **1972**, *68*, 1281-1299.

- Clyne, M. A. A.; Holt, P. M. Reaction kinetics involving ground $X^2\Pi$ and excited $A^2\Sigma^+$ hydroxyl radicals Part 1.- Quenching kinetics of OH $A^2\Sigma^+$ and rate constants for reactions of OH $X^2\Pi$ with CH_3CCl_3 and CO. *J. Chem. Soc. Faraday Trans. 2* **1979**, *75*, 569-581.
- Clyne, M. A. A.; Holt, P. M. Reaction kinetics involving ground $X^2\Pi$ and excited $A^2\Sigma^+$ hydroxyl radicals Part 2.- Rate constants for reactions of OH $X^2\Pi$ with halogenomethanes and halogenoethanes. *J. Chem. Soc. Faraday Trans. 2* **1979**, *75*, 582-591.
- Clyne, M. A. A.; MacRobert, A. J. Kinetic studies of free radical reactions by mass spectrometry. I. The reactions $\text{SO} + \text{NO}_2$ and $\text{ClO} + \text{NO}$. *Int. J. Chem. Kinet.* **1980**, *12*, 79-96.
- Clyne, M. A. A.; McKenney, D. J.; Watson, R. T. Reactions of chlorine oxide radicals Part 5.-The reaction $2\text{ClO} (X^2\Pi) \rightarrow \text{products}$. *J. Chem. Soc. Faraday Trans. 1* **1975**, *71*, 322-335.
- Clyne, M. A. A.; Nip, W. S. Reactions of chlorine oxide radicals Part 6.-The reaction $\text{O} + \text{ClO} \rightarrow \text{Cl} + \text{O}_2$ from 220 to 426 K. *J. Chem. Soc. Faraday Trans. 1* **1976**, *72*, 2211-2217.
- Clyne, M. A. A.; Nip, W. S. Study of elementary reactions by atomic resonance absorption with a non-reversed source Part 1.-The reaction $\text{Cl} + \text{O}_3 \rightarrow \text{ClO} + \text{O}_2$. *J. Chem. Soc. Faraday Trans. 2* **1976**, *72*, 838-847.
- Clyne, M. A. A.; Walker, R. F. Absolute rate constants for elementary reactions in the chlorination of CH_4 , CD_4 , CH_3Cl , CH_2Cl_2 , CHCl_3 , CDCl_3 and CBrCl_3 . *J. Chem. Soc. Faraday Trans. 1* **1973**, *69*, 1547-1567.
- Clyne, M. A. A.; Watson, R. T. Kinetic studies of diatomic free radicals using mass spectrometry Part 2.-Rapid bimolecular reactions involving the ClO $X^2\Pi$ radical. *J. Chem. Soc. Faraday Trans. 1* **1974**, *70*, 2250-2259.
- Clyne, M. A. A.; White, I. F. Reactions of chlorine oxide radicals Part 3.-Kinetics of the decay reaction of the ClO($X^2\Pi$) radical. *Trans. Faraday Soc.* **1971**, *67*, 2068-2076.
- Colussi, A. J. Formation and decay of (3P)O atoms in the laser flash photolysis of chlorine dioxide (OCIO) at 308 nm. *J. Phys. Chem.* **1990**, *94*, 8922-8926.
- Colussi, A. J.; Sander, S. P.; Friedl, R. R. Temperature dependence and mechanism of the reaction between O(3P) and chlorine dioxide. *J. Phys. Chem.* **1992**, *96*, 4442-4445.
- Cook, J. L.; Ennis, C. A.; Leck, T. J.; Birks, J. W. Studies of reactions of importance in the stratosphere. IV. Rate constant for the reaction $\text{Cl} + \text{HOCl} \rightarrow \text{HCl} + \text{ClO}$ over the temperature range 243-365 K. *J. Chem. Phys.* **1981**, *74*, 545-549.
- Coomber, J. W.; Whittle, E. Photochlorination of methane and fluoroform Dissociation energy D($\text{CF}_3\text{-H}$) and entropy of CF_3 radical. *Trans. Faraday Soc.* **1966**, *62*, 2183-2190.
- Cox, R. A. Kinetics of the reaction $\text{Cl} + \text{HO}_2 = \text{HCl} + \text{O}_2$, using molecular modulation spectrometry. *Int. J. Chem. Kinet.* **1980**, *12*, 649-660.
- Cox, R. A.; Barton, R. A.; Ljungstrom, E.; Stocker, D. W. The reactions of Cl and ClO with the NO_3 radical. *Chem. Phys. Lett.* **1984**, *108*, 228-232.
- Cox, R. A.; Derwent, R. G. Kinetics of chlorine oxide radical reactions using modulated photolysis Part 1.- Disproportionation of ClO in the Cl_2 photosensitised decomposition of ozone. *J. Chem. Soc. Faraday Trans. 1* **1979**, *75*, 1635-1647.
- Cox, R. A.; Derwent, R. G.; Eggleton, A. E. J.; Lovelock, J. E. Photochemical oxidation of halocarbons in the troposphere. *Atmos. Environ.* **1976**, *10*, 305-308.
- Cox, R. A.; Derwent, R. G.; Eggleton, A. E. J.; Read, H. J. Kinetics of chlorine oxide radicals using modulated photolysis Part 2.-ClO and ClOO radical kinetics in the photolysis of $\text{Cl}_2 + \text{O}_2 + \text{N}_2$ mixtures. *J. Chem. Soc. Faraday Trans. 1* **1979**, *75*, 1648-1666.
- Cox, R. A.; Fowles, M.; Moulton, D.; Wayne, R. P. Kinetics of the reactions of NO_3 radicals with Cl and ClO. *J. Phys. Chem.* **1987**, *91*, 3361-3365, doi:10.1021/j100296a051.
- Cox, R. A.; Hayman, G. D. The stability and photochemistry of dimers of the ClO radical and implications for Antarctic ozone depletion. *Nature* **1988**, *332*, 796-800.
- Crowley, J. N.; Campuzano-Jost, P.; Moortgat, G. K. Temperature dependent rate constants for the gas-phase reaction between OH and CH_3OCl . *J. Phys. Chem.* **1996**, *100*, 3601-3606.
- Daële, V.; Poulet, G. Kinetics and products of the reactions of CH_3O_2 with Cl and ClO. *J. Chim. Phys.* **1996**, *93*, 1081-1099.
- Davis, D. D.; Braun, W.; Bass, A. M. Reactions of $\text{Cl}^2P_{3/2}$: Absolute rate constants for reaction with H_2 , CH_4 , C_2H_6 , CH_2Cl_2 , C_2Cl_4 , and $\text{c-C}_6\text{H}_{12}$. *Int. J. Chem. Kinet.* **1970**, *2*, 101-114.
- Davis, D. D.; Machado, G.; Conaway, B.; Oh, Y.; Watson, R. A temperature dependent kinetics study of the reaction of OH with CH_3Cl , CH_2Cl_2 , CHCl_3 , and CH_3Br . *J. Chem. Phys.* **1976**, *65*, 1268-1274.
- DeMore, W. B. 182nd National Meeting of the American Chemical Society, 1981, New York.
- DeMore, W. B. Tests of stratospheric models: The reactions of atomic chlorine with O_3 and CH_4 at low temperature. *J. Geophys. Res.* **1991**, *96*, 4995-5000.
- DeMore, W. B. Relative rate constants for the reactions of OH with methane and methyl chloroform. *Geophys. Res. Lett.* **1992**, *19*, 1367-1370.
- DeMore, W. B. Experimental and estimated rate constants for the reactions of hydroxyl radicals with several halocarbons. *J. Phys. Chem.* **1996**, *100*, 5813-5820.

- DeMore, W. B. Regularities in Arrhenius parameters for rate constants of abstraction reactions of hydroxyl radical with C-H bonds. *J. Photochem. Photobiol. A: Chem.* **2005**, *176*, 129-135, doi:10.1016/j.jphotochem.2005.07.015.
- DeMore, W. B.; Lin, C. L.; Jaffe, S. 12th Informal Conference on Photochemistry, 1976.
- DeMore, W. B.; Tschuikow-Roux, E. Ultraviolet spectrum and chemical reactivity of the ClO dimer. *J. Phys. Chem.* **1990**, *94*, 5856-5860.
- Dóbbé, S.; Khachatryan, L. A.; Bérces, T. Kinetics of reactions of hydroxyl radicals with a series of aliphatic aldehydes. *Ber. Bunsenges. Phys. Chem.* **1989**, *93*, 847-852.
- Dóbbé, S.; Otting, M.; Temps, F.; Wagner, H. G.; Ziemer, H. Fast flow kinetic studies of the reaction $\text{CH}_2\text{OH} + \text{HCl} \rightleftharpoons \text{CH}_3\text{OH} + \text{Cl}$. The heat of formation of hydroxymethyl. *Ber. Bunsenges. Phys. Chem.* **1993**, *97*, 877-884.
- Dobis, O.; Benson, S. W. Analysis of flow dynamics in a new, very low pressure reactor. Application to the reaction: $\text{Cl} + \text{CH}_4 \rightleftharpoons \text{HCl} + \text{CH}_3$. *Int. J. Chem. Kinet.* **1987**, *19*, 691-708.
- Dobis, O.; Benson, S. W. Temperature coefficients of the rates of Cl atom reactions with C_2H_6 , C_2H_5 , and C_2H_4 . The rates of disproportionation and recombination of ethyl radicals. *J. Am. Chem. Soc.* **1991**, *113*, 6377-6386, doi:10.1021/ja00017a004.
- Dobis, O.; Benson, S. W. Reaction of the ethyl radical with oxygen at millitorr pressures at 243-368 K and a study of the $\text{Cl} + \text{HO}_2$, ethyl + HO_2 , and $\text{HO}_2 + \text{HO}_2$ reactions. *J. Am. Chem. Soc.* **1993**, *115*, 8798-8809, doi:10.1021/ja00072a038.
- Dognon, A. M.; Caralp, F.; Lesclaux, R. Réactions des radicaux chlorofluorométhyl peroxy avec NO: Étude cinétique dans le domaine de température compris entre 230 et 430 K. *J. Chim. Phys.* **1985**, *82*, 349-352.
- Donaghy, T.; Shanahan, I.; Hande, M.; Fitzpatrick, S. Rate constants and atmospheric lifetimes for the reactions of OH radicals and Cl atoms with haloalkanes. *Int. J. Chem. Kinet.* **1993**, *25*, 273-284.
- Eberhard, J.; Yeh, P.-S.; Lee, Y.-P. Laser-photolysis/time-resolved Fourier-transform absorption spectroscopy: formation and quenching of HCl(v) in the chain reaction $\text{Cl}/\text{Cl}_2/\text{H}_2$. *J. Chem. Phys.* **1997**, *107*, 6499-6502.
- Edelbüttel-Einhaus, J.; Hoyermann, K.; Rohde, G.; Seeba, J. The detection of the hydroxyethyl radical by REMPI/mass-spectrometry and the application to the study of the reactions $\text{CH}_3\text{CHOH} + \text{O}$ and $\text{CH}_3\text{CHOH} + \text{H}$. *Proc. Combust. Inst.* **1992**, *24*, 661-668.
- Edney, E. O.; Driscoll, D. J. Chlorine initiated photooxidation studies of hydrochlorofluorocarbons (HCFCs) and hydrofluorocarbons (HFCs): results for HCFC-22 (CHClF_2); HFC-41 (CH_3F); HCFC-124 ($\text{CClF}_2\text{CHF}_2$); HFC-125 (CF_3CHF_2); HFC-134a ($\text{CF}_3\text{CH}_2\text{F}$); HCFC-142b (CClF_2CH_3); and HFC-152a (CHF_2CH_3). *Int. J. Chem. Kinet.* **1992**, *24*, 1067-1081.
- Edney, E. O.; Kleindienst, T. E.; Corse, E. W. Room temperature rate constants for the reaction of OH with selected chlorinated and oxygenated hydrocarbons. *Int. J. Chem. Kinet.* **1986**, *18*, 1355-1371, doi:10.1002/kin.550181207.
- Ennis, C. A.; Birks, J. W. Applications of a new laboratory source of gaseous HOCl: Product distribution in the Cl + HOCl reaction and equilibrium constant for the reaction $\text{Cl}_2\text{O} + \text{H}_2\text{O} \rightleftharpoons 2\text{HOCl}$. *J. Phys. Chem.* **1985**, *89*, 186-191, doi:10.1021/j100247a039.
- Ennis, C. A.; Birks, J. W. Rate constants for the reactions $\text{OH} + \text{HOCl} \rightarrow \text{H}_2\text{O} + \text{ClO}$ and $\text{H} + \text{HOCl} \rightarrow \text{products}$. *J. Phys. Chem.* **1988**, *93*, 1119-1126, doi:10.1021/j100316a024.
- Fang, T. D.; Taylor, P. H.; Berry, R. J. Kinetics of the reaction of OH radicals with $\text{CH}_2\text{ClCF}_2\text{Cl}$ and CH_2ClCF_3 over an extended temperature range. *J. Phys. Chem. A* **1999**, *103*, 2700-2704.
- Fang, T. D.; Taylor, P. H.; Dellinger, B. Absolute rate measurements of the reaction of OH radicals with HCFC-21 (CHFCl_2) and HCFC-22 (CHF_2Cl) over an extended temperature range. *J. Phys. Chem.* **1996**, *100*, 4048-4054.
- Fang, T. D.; Taylor, P. H.; Dellinger, B.; Ehlers, C. J.; Berry, R. J. Kinetics of the OH + $\text{CH}_3\text{CF}_2\text{Cl}$ reaction over an extended temperature range. *J. Phys. Chem. A* **1997**, *101*, 5758-5764.
- Fantechi, G.; Jensen, N. R.; Saastad, O.; Hjorth, J.; Peeters, J. Reactions of Cl atoms with selected VOCs: Kinetics, products and mechanisms. *J. Atmos. Chem.* **1998**, *31*, 247-267.
- Fasano, D. M.; Nogar, N. S. The infrared chemiluminescent reaction of Cl atoms with H_2CO . *Int. J. Chem. Kinet.* **1981**, *13*, 325-332.
- Feilberg, K. L.; Griffith, D. W. T.; Johnson, M. S.; Nielsen, C. J. The ^{13}C and D kinetic isotope effects in the reaction of CH_4 with Cl. *Int. J. Chem. Kinet.* **2005**, *37*, 110-118, doi:10.1002/kin.20058.
- Finkbeiner, M.; Crowley, J. N.; Horie, O.; Müller, R.; Moortgat, G. K.; Crutzen, P. J. Reaction between HO_2 and ClO: product formation between 210 and 300 K. *J. Phys. Chem.* **1995**, *99*, 16264-16275, doi:10.1021/j100044a011.
- Finlayson-Pitts, B. J.; Ezell, M. J.; Jayaweera, T. M.; Berko, H. N.; Lai, C. C. Kinetics of the reactions of OH with methyl chloroform and methane: Implications for global tropospheric OH and the methane budget. *Geophys. Res. Lett.* **1992**, *19*, 1371-1374.

- Finlayson-Pitts, B. J.; Keoshian, C. J.; Buehler, B.; Ezell, A. A. Kinetics of reaction of chlorine atoms with some biogenic organics. *Int. J. Chem. Kinet.* **1999**, *31*, 491-499, doi:10.1002/(SICI)1097-4601(1999)31:7<491::AID-KIN4>3.0.CO;2-E.
- Foon, R.; Le Bras, G.; Combourieu, J. Étude cinétique par résonance paramagnétique électronique de la réaction des atomes de chlore avec le formaldéhyde. *C. R. Acad. Sci. Paris* **1979**, *Series C* 288, 241-243.
- Freeman, C. G.; Phillips, L. F. Kinetics of chlorine oxide reactions. The reaction of oxygen atoms with Cl₂O. *J. Phys. Chem.* **1968**, *72*, 3025-3028, doi:10.1021/j100854a061.
- Friedl, R. R.; Goble, J. H.; Sander, S. P. A kinetics study of the homogeneous and heterogeneous components of the HCl + ClONO₂ reaction. *Geophys. Res. Lett.* **1986**, *13*, 1351-1354.
- Friedl, R. R.; Sander, S. P.; Yung, Y. L. Chloryl nitrate: A novel product of the OClO + NO₃ + M recombination. *J. Phys. Chem.* **1992**, *96*, 7490-7493.
- Ganske, J. A.; Berko, H. N.; Ezell, M. J.; Finlayson-Pitts, B. J. Kinetics of the gas-phase reaction of OH with ClONO₂ from 259 to 348 K. *J. Phys. Chem.* **1992**, *96*, 2568-2572.
- Ganske, J. A.; Ezell, M. J.; Berko, H. N.; Finlayson-Pitts, B. J. The reaction of OH with ClONO₂ at 298 K: kinetics and mechanisms. *Chem. Phys. Lett.* **1991**, *179*, 204-210.
- Gierczak, T.; Baasandorj, M.; Burkholder, J. B. OH + (*E*)- and (*Z*)- 1-chloro-3,3,3-trifluoropropene- 1 (CF₃CH=CHCl) reaction rate coefficients: Stereoisomer-dependent reactivity. *J. Phys. Chem. A* **2014**, *118*, 11015-11025, doi:10.1021/jp509127h.
- Gierczak, T.; Burkholder, J. B.; Ravishankara, A. R. Rate coefficients for the reaction of OH with OClO between 242 and 392 K. *Int. J. Chem. Kinet.* **2006**, *38*, 234-241, doi:10.1002/kin.20158.
- Gierczak, T.; Talukdar, R.; Vaghjiani, G. L.; Lovejoy, E. R.; Ravishankara, A. R. Atmospheric fate of hydrofluoroethanes and hydrofluorochloroethanes: 1. Rate coefficients for reactions with OH. *J. Geophys. Res.* **1991**, *96*, 5001-5011.
- Gilles, M. K.; Burkholder, J. B.; Ravishankara, A. R. Rate coefficients for the reaction of OH with Cl₂, Br₂ and I₂ from 235 to 354 K. *Int. J. Chem. Kinet.* **1999**, *31*, 417-424.
- Glavas, S.; Heicklen, J. Relative reactivity of chlorine atoms with NO, NO₂ and HCCl₂F at room temperature and atmospheric pressure. *J. Photochem.* **1985**, *31*, 21-28.
- Gleason, J. F.; Nesbitt, F. L.; Stief, L. J. Temperature dependence of the reaction between O(³P) and OClO at low pressure. *J. Phys. Chem.* **1994**, *98*, 126-131, doi:10.1021/j100052a022.
- Goldfarb, L.; Burkholder, J. B.; Ravishankara, A. R. Kinetics of the O + ClO reaction. *J. Phys. Chem. A* **2001**, *105*, 5402-5409, doi:10.1021/jp0100351.
- Goldfarb, L.; Harwood, M. H.; Burkholder, J. B.; Ravishankara, A. R. Reaction of O(³P) with ClONO₂: Rate coefficients and yield of NO₃ product. *J. Phys. Chem. A* **1998**, *102*, 8556-8563.
- Goldfinger, P.; Huybrechts, G.; Martens, G. Elementary rate constants in atomic chlorination reactions. Part 2. - Experiments in competitive systems. *Trans. Faraday Soc.* **1961**, *57*, 2210-2219.
- Grimley, A. J.; Houston, P. L. The photochemistry of nitrosyl halides: The X + NOX → X₂ + NO(*v*) reaction (X = Cl, Br). *J. Chem. Phys.* **1980**, *72*, 1471-1475.
- Hack, W.; Mex, G.; Wagner, H. G. Determination of rate constant of reactions O + HCl in temperature range 293 to 718 K and OH + HCl at 293 K. *Ber. Bunsenges. Phys. Chem.* **1977**, *81*, 677-684.
- Handwerk, V.; Zellner, R. Kinetics of the reactions of OH radicals with some halocarbons (CHClF₂, CH₂ClF, CH₂ClCF₃, CH₃CClF₂, CH₃CHF₂) in the temperature range 260-370 K. *Ber. Bunsenges. Phys. Chem.* **1978**, *82*, 1161-1166.
- Hansen, J. C.; Friedl, R. R.; Sander, S. P. Kinetics of the OH + ClOOCl and OH + Cl₂O reactions: Experiment and theory. *J. Phys. Chem. A* **2008**, *112*, 9229-9237, doi:10.1021/jp8007706.
- Hatakeyama, S.; Leu, M. T. Reactions of chlorine nitrate with HCl and H₂O. *Geophys. Res. Lett.* **1986**, *13*, 1343-1346.
- Hatakeyama, S.; Leu, M. T. Rate constants for reactions between atmospheric reservoir species. 2. H₂O. *J. Phys. Chem.* **1989**, *93*, 5784-5789, doi:10.1021/j100352a027.
- Hayman, G. D.; Davies, J. M.; Cox, R. A. Kinetics of the reaction ClO + ClO → products and its potential relevance to Antarctic ozone. *Geophys. Res. Lett.* **1986**, *13*, 1347-1350.
- Helleis, F.; Crowley, J. N.; Moortgat, G. K. Temperature-dependent rate constants and product branching ratios for the gas-phase reaction between CH₃O₂ and ClO. *J. Phys. Chem.* **1993**, *97*, 11464-11473.
- Helleis, F.; Crowley, J. N.; Moortgat, G. K. Temperature dependent CH₃OCl formation in the reaction of CH₃O₂ and ClO. *Geophys. Res. Lett.* **1994**, *21*, 1795-1798.
- Heneghan, S. P.; Benson, S. W. Kinetic study of the reactions of Cl and Br with H₂O₂. *Int. J. Chem. Kinet.* **1983**, *15*, 1311-1319.
- Heneghan, S. P.; Knoop, P. A.; Benson, S. W. The temperature coefficient of the rates in the system Cl + CH₄ ⇌ CH₃ + HCl, thermochemistry of the methyl radical. *Int. J. Chem. Kinet.* **1981**, *13*, 677-691.
- Herndon, S. C.; Gierczak, T.; Talukdar, R. K.; Ravishankara, A. R. Kinetics of the reactions of OH with several alkyl halides. *Phys. Chem. Chem. Phys.* **2001**, *3*, 4529-4535, doi:10.1039/b105188c.

- Hickson, K. M.; Bergeat, A.; Costes, M. A low temperature study of the reactions of atomic chlorine with simple alkanes. *J. Phys. Chem. A* **2010**, *114*, 3038-3044, doi:10.1021/jp9061253.
- Hickson, K. M.; Keyser, L. F. Kinetics of the $\text{Cl}(^2\text{P}_j) + \text{C}_2\text{H}_6$ reaction between 177 and 353 K. *J. Phys. Chem. A* **2004**, *108*, 1150-1159, doi:10.1021/jp036458f.
- Hickson, K. M.; Keyser, L. F. A kinetic and product study of the $\text{Cl} + \text{HO}_2$ reaction. *J. Phys. Chem. A* **2005**, *109*, 6887-6900, doi:10.1021/jp051176w.
- Hickson, K. M.; Keyser, L. F.; Sander, S. P. Temperature dependence of the $\text{HO}_2 + \text{ClO}$ reaction. 2. Reaction kinetics using the discharge-flow resonance-fluorescence technique. *J. Phys. Chem. A* **2007**, *111*, 8126-8138, doi:10.1021/jp0689464.
- Hills, A. J.; Howard, C. J. Rate coefficient temperature dependence and branching ratio for the $\text{OH} + \text{ClO}$ reaction. *J. Chem. Phys.* **1984**, *81*, 4458-4465.
- Hitsuda, K.; Takahashi, K.; Matsumi, Y.; Wallington, T. J. Kinetics of the reactions of $\text{Cl}(^2\text{P}_{1/2})$ and $\text{Cl}(^2\text{P}_{3/2})$ atoms with C_2H_6 , C_2D_6 , CH_3F , $\text{C}_2\text{H}_5\text{F}$, and CH_3CF_3 at 298 K. *J. Phys. Chem. A* **2001**, *105*, 5131-5136, doi:10.1021/jp003222s.
- Hooshiyar, P. A.; Niki, H. Rate constants for the gas-phase reactions of Cl-atoms with C_2 - C_8 alkanes at $T = 296 \pm 2$ K. *Int. J. Chem. Kinet.* **1995**, *27*, 1197-1206.
- Horowitz, A.; Bauer, D.; Crowley, J. N.; Moortgat, G. K. Determination of product branching ratio of the ClO self-reaction at 298 K. *Geophys. Res. Lett.* **1993**, *20*, 1423-1426.
- Horowitz, A.; Crowley, J. N.; Moortgat, G. K. Temperature dependence of the product branching ratios of the ClO self-reaction in oxygen. *J. Phys. Chem.* **1994**, *98*, 11924-11930, doi:10.1021/j100097a019.
- Howard, C. J. Rate constants for the gas-phase reactions of OH radicals with ethylene and halogenated ethylene compounds. *J. Chem. Phys.* **1976**, *65*, 4771-4777.
- Howard, C. J.; Evenson, K. M. Rate constants for the reactions of OH with CH_4 and fluorine, chlorine, and bromine substituted methanes at 296 K. *J. Chem. Phys.* **1976**, *64*, 197-202.
- Howard, C. J.; Evenson, K. M. Rate constants for the reactions of OH with ethane and some halogen substituted ethanes at 296 K. *J. Chem. Phys.* **1976**, *64*, 4303-4306.
- Hsin, H. Y.; Elrod, M. J. Overall rate constant measurements of the reaction of hydroxyl- and chloroalkylperoxy radicals derived from methacrolein and methyl vinyl ketone with nitric oxide. *J. Phys. Chem. A* **2007**, *111*, 613-619, doi:10.1021/jp0665574.
- Hsu, K. J.; DeMore, W. B. Rate constants for the reactions of OH with CH_3Cl , CH_2Cl_2 , CHCl_3 , and CH_3Br . *Geophys. Res. Lett.* **1994**, *21*, 805-808.
- Hsu, K. J.; DeMore, W. B. Rate constants and temperature dependences for the reactions of hydroxyl radical with several halogenated methanes, ethanes, and propanes by relative rate measurements. *J. Phys. Chem.* **1995**, *99*, 1235-1244.
- Huder, K.; DeMore, W. B. Rate constant for the reaction of OH with $\text{CH}_3\text{CCl}_2\text{F}$ (HCFC-141b) determined by relative rate measurements with CH_4 and CH_3CCl_3 . *Geophys. Res. Lett.* **1993**, *20*, 1575-1577.
- Husain, D.; Plane, J. M. C.; Slater, N. K. H. Kinetic investigation of the reactions of $\text{OH}(X^2\Pi)$ with the hydrogen halides, HCl, DCl, HBr and DBr by time-resolved resonance fluorescence ($A^2\Sigma^+ - X^2\Pi$). *J. Chem. Soc. Faraday Trans. 2* **1981**, *77*, 1949-1962.
- Husain, D.; Plane, J. M. C.; Xiang, C. C. Kinetic studies of the reactions of $\text{OH}(X^2\Pi)$ with hydrogen chloride and deuterium chloride at elevated temperatures by time-resolved resonance fluorescence ($A^2\Sigma^+ - X^2\Pi$). *J. Chem. Soc. Faraday Trans. 2* **1984**, *80*, 713-728.
- Ingham, T.; Sander, S. P.; Friedl, R. R. Kinetics and product studies of the reaction of Br, Cl, and NO with ClOOCl using discharge-flow mass spectrometry. *Faraday Discuss.* **2005**, *130*, 89-110, doi:10.1039/b500179j.
- Jeong, K. M.; Hsu, K. J.; Jeffries, J. B.; Kaufman, F. Kinetics of the reactions of OH with C_2H_6 , CH_3CCl_3 , $\text{CH}_2\text{ClCHCl}_2$, $\text{CH}_2\text{ClCClF}_2$, and CH_2FCF_3 . *J. Phys. Chem.* **1984**, *88*, 1222-1226, doi:10.1021/j150650a041.
- Jeong, K. M.; Kaufman, F. Rates of the reactions of 1, 1, 1-trichloroethane (methyl chloroform) and 1, 1, 2-trichloroethane with OH. *Geophys. Res. Lett.* **1979**, *6*, 757-759.
- Jeong, K. M.; Kaufman, F. Kinetics of the reaction of hydroxyl radical with methane and with nine Cl- and F-substituted methanes. 1. Experimental results, comparisons, and applications. *J. Phys. Chem.* **1982**, *86*, 1808-1815, doi:10.1021/j100207a016.
- Jeoung, S. C.; Choo, K. Y.; Benson, S. W. Very low pressure reactor chemiluminescence studies on N atom reactions with CHCl_3 and CDCl_3 . *J. Phys. Chem.* **1991**, *95*, 7282-7290.
- Jiang, Z.; Taylor, P. H.; Dellinger, B. Laser photolysis/laser-induced fluorescence studies of the reaction of OH with 1,1,1-trichloroethane over an extended temperature range. *J. Phys. Chem.* **1992**, *96*, 8961-8964.
- Jiang, Z.; Taylor, P. H.; Dellinger, B. Laser photolysis/laser-induced fluorescence studies of the reaction of OH with 1,1,1,2- and 1,1,2,2- tetrachloroethane over an extended temperature range. *J. Phys. Chem.* **1993**, *97*, 5050-5053.
- Johnston, H. S.; Morris, E. D., Jr.; Van den Bogaerde, J. Molecular modulation kinetic spectrometry. ClOO and ClO_2 radicals in the photolysis of chlorine in oxygen. *J. Am. Chem. Soc.* **1969**, *91*, 7712-7727.

- Jourdain, J. L.; Le Bras, G.; Combourieu, J. Étude cinétique des réactions du 1,1,1 trifluoro 2 chloroéthane avec les atomes de chlore et d'oxygène. *J. Chim. Phys.* **1978**, *75*, 318-323.
- Jourdain, J. L.; Poulet, G.; Barassin, J.; Le Bras, G.; Combourieu, J. Mécanismes chimiques de la pollution atmosphérique par les composés halogénés: étude cinétique de réactions élémentaires possibles. *Pollut. Atmos.* **1977**, *75*, 256-259.
- Jungkamp, T. P.; Kukui, A.; Schindler, R. N. Determination of rate constants and product branching ratios for the reactions of CH₃O₂ and CH₃O with Cl atoms at room temperature. *Ber. Bunsenges. Phys. Chem.* **1995**, *99*, 1057-1066.
- Kaiser, E. W. Relative rate constants for reactions of HFC 152a, 143, 143a, 134a, and HCFC 124 with F or Cl atoms and for CF₂CH₃, CF₂HCH₂, and CF₃CFH radicals with F₂, Cl₂, and O₂. *Int. J. Chem. Kinet.* **1993**, *25*, 667-680.
- Kaiser, E. W.; Pala, I. R.; Wallington, T. J. Kinetics and mechanism of the reaction of methacrolein with chlorine atoms in 1-950 Torr of N₂ or N₂/O₂ diluent at 297 K. *J. Phys. Chem. A* **2010**, *114*, 6850-6860, doi:10.1021/jp103317c.
- Kaiser, E. W.; Rimai, L.; Schwab, E.; Lim, E. C. Application of time-resolved infrared spectroscopy to the determination of absolute rate constants for Cl + C₂H₆ and Cl + C₂H₅Cl. *J. Phys. Chem.* **1992**, *96*, 303-306.
- Kaiser, E. W.; Wallington, T. J. FTIR product study of the Cl-initiated oxidation of CH₃Cl: Evidence for HCl elimination from the chloromethoxy radical. *J. Phys. Chem.* **1994**, *98*, 5679-5685.
- Kasner, J. H.; Taylor, P. H.; Dellinger, B. Laser photolysis/laser induced fluorescence study of OH-C₂H₅Cl rate constants from 294 to 789 K. *J. Phys. Chem.* **1990**, *94*, 3250-3253, doi:10.1021/j100371a005.
- Kaufman, F.; Gerri, N. J.; Pascale, D. A. Halogen catalyzed decomposition of nitrous oxide. *J. Chem. Phys.* **1956**, *24*, 32-34.
- Kegley-Owen, C. S.; Gilles, M. K.; Burkholder, J. B.; Ravishankara, A. R. Rate coefficient measurement for the reaction OH + ClO → products. *J. Phys. Chem. A* **1999**, *103*, 5040-5048.
- Kelly, C. C.; Yu, W. H. S.; Wijnen, M. H. J. Competitive chlorination reactions with ICl. II. CH₄, C₂H₆, C₃H₈, and C₂H₅Cl. *Can. J. Chem.* **1970**, *48*, 603-606.
- Kenner, R. D.; Ryan, K. R.; Plumb, I. C. Kinetics of the reaction of CH₃O₂ with ClO at 293 K. *Geophys. Res. Lett.* **1993**, *20*, 1571-1574.
- Keyser, L. F. Absolute rate and temperature dependence of the reaction between chlorine (²P) atoms and methane. *J. Chem. Phys.* **1978**, *69*, 214-218.
- Keyser, L. F. Absolute rate constant of the reaction between chlorine (²P) atoms and hydrogen peroxide from 298 to 424 K. *J. Phys. Chem.* **1980**, *84*, 11-14, doi:10.1021/j100438a004.
- Keyser, L. F. High pressure flow kinetics: a study of the OH + HCl reaction from 2 to 100 torr. *J. Phys. Chem.* **1984**, *88*, 4750-4758.
- Kirchner, K.; Helf, D.; Ott, P.; Vogt, S. The reaction of OH radicals with 1,1-di-, tri- and tetrachloroethylene. *Ber. Bunsenges. Phys. Chem.* **1990**, *94*, 77-83.
- Kita, D.; Stedman, D. H. Kinetic studies of reactions of hydrogen atoms with HCl, Cl₂ and NOCl, and chlorine atoms with H₂ and NOCl. *J. Chem. Soc. Faraday Trans. 2* **1982**, *78*, 1249-1259.
- Klopffer, W.; Frank, R.; Kohl, E. G.; Haag, F. Quantitative erfassung der photochemischen Transformationsprozesse in der Troposphäre. *Chemiker-Zeitung* **1986**, *110*, 57-61.
- Knight, G. P.; Beiderhase, T.; Helleis, F.; Moortgat, G. K.; Crowley, J. N. Reaction of HO₂ with ClO: Flow tube studies of kinetics and product formation between 215 and 298 K. *J. Phys. Chem. A* **2000**, *104*, 1674-1685, doi:10.1021/jp9924631.
- Knox, J. H. Application of gas phase partition chromatography to competitive chlorination reactions. *Chemistry and Industry* **1955**, 1631-1632.
- Knox, J. H. Competitive chlorinations Part 2.-Chloromethanes. *Trans. Faraday Soc.* **1962**, *58*, 275-283.
- Knox, J. H.; Nelson, R. L. Competitive chlorination reaction in the gas phase: Hydrogen and C₁-C₅ saturated hydrocarbons. *Trans. Far. Soc.* **1959**, *55*, 937-946.
- Koch, S.; Moortgat, G. K. Rate and mechanism of the reaction Cl + CH₃COOH. *Chem. Phys. Lett.* **1990**, *173*, 531-536.
- Kowalczyk, J.; Jowko, A.; Symanowicz, M. Kinetics of radical reactions in freons. *J. Radioanal. Nucl. Chem.* **1998**, *232*, 75-78.
- Kukui, A.; Jungkamp, T. P. W.; Schindler, R. N. Determination of the product branching ratio in the reaction of NO₃ with OCl at 300 K. *Ber. Bunsenges. Phys. Chem.* **1994**, *98*, 1619-1621.
- Kukui, A.; Roggenbuck, J.; Schindler, R. N. Mechanism and rate constants for the reactions of Cl atoms with HOCl, CH₃OCl and *tert*-C₄H₉OCl. *Ber. Bunsenges. Phys. Chem.* **1997**, *101*, 281-286.
- Kukui, A. S.; Jungkamp, T. P. W.; Schindler, R. N. Determination of the rate constant and of product branching ratios in the reaction of CH₃O₂ with OCl between 233 K and 300 K. *Ber. Bunsenges. Phys. Chem.* **1994**, *98*, 1298-1302.

- Kumaran, S. S.; Lim, K. P.; Michael, J. V. Thermal rate constants for the Cl + H₂ and Cl + D₂ reactions between 296 and 3000 K. *J. Chem. Phys.* **1994**, *101*, 9487-9498.
- Kurylo, M. J. Flash photolysis resonance fluorescence investigation of the reaction of O(³P) atoms with ClONO₂. *Chem. Phys. Lett.* **1977**, *49*, 467-470.
- Kurylo, M. J.; Anderson, P. C.; Klais, O. A flash photolysis resonance fluorescence investigation of the reaction OH + CH₃CCl₃ → H₂O + CH₂CCl₃. *Geophys. Res. Lett.* **1979**, *6*, 760-762.
- Kurylo, M. J.; Braun, W. Flash photolysis resonance fluorescence study of the reaction Cl + O₃ → ClO + O₂ over the temperature range 213-298 K. *Chem. Phys. Lett.* **1976**, *37*, 232-235.
- Kurylo, M. J.; Knable, G. L. A kinetics investigation of the gas-phase reactions of Cl(²P) and OH(X²Π) with CH₃CN: Atmospheric significance and evidence for decreased reactivity between strong electrophiles. *J. Phys. Chem.* **1984**, *88*, 3305-3308, doi:10.1021/j150659a033.
- Kurylo, M. J.; Knable, G. L.; Murphy, J. L. A reinvestigation of the Cl + ClONO₂ reaction by flash photolysis resonance fluorescence. *Chem. Phys. Lett.* **1983**, *95*, 9-12.
- Kurylo, M. J.; Murphy, J. L.; Knable, G. L. Rate constant measurements for the reaction of Cl atoms with nitric acid over the temperature range 240-300 K. *Chem. Phys. Lett.* **1983**, *94*, 281-284.
- Lancar, I.; Le Bras, G.; Poulet, G. Oxidation of CH₃CCl₃ and CH₃CFCl₂ in the atmosphere : kinetic study of OH reactions. *J. Chim. Phys.* **1993**, *90*, 1897-1908.
- Langbein, T.; Sonntag, H.; Trapp, D.; Hoffmann, A.; Malms, W.; Röth, E.-P.; Mörs, V.; Zellner, R. Volatile anaesthetics and the atmosphere: atmospheric lifetimes and atmospheric effects of halothane, enflurane, isoflurane, desflurane and sevoflurane. *British J. Anaest.* **1999**, *82*, 66-73.
- Lazarou, Y. G.; Michael, C.; Papagiannakopoulos, P. Kinetics of the reaction of chlorine atoms with dimethylnitramine. *J. Phys. Chem.* **1992**, *96*, 1705-1708, doi:10.1021/j100183a039.
- Leather, K. E.; Bacak, A.; Wamsley, R.; Archibald, A. T.; Husk, A.; Shallcross, D. E.; Percival, C. J. Temperature and pressure dependence of the rate coefficient for the reaction between ClO and CH₃O₂ in the gas-phase. *Phys. Chem. Chem. Phys.* **2012**, *14*, 3425-3434, doi:10.1039/c2cp22834c.
- Leck, T. J.; Cook, J. L.; Birks, J. W. Studies of reactions of importance in the stratosphere. III. Rate constant and products of the reaction between ClO and HO₂ radicals at 298 K. *J. Chem. Phys.* **1980**, *72*, 2364-2373.
- Lee, F. S. C.; Rowland, F. S. Competitive radiotracer evaluation of relative rate constants at stratospheric temperatures for reactions of ³⁸Cl with CH₄ and C₂H₆ vs. CH₂=CHBr. *J. Phys. Chem.* **1977**, *81*, 86-87.
- Lee, J. H.; Michael, J. V.; Payne, W. A., Jr.; Stief, L. J. Absolute rate of the reaction of Cl(²P) with molecular hydrogen from 200-500 K. *J. Chem. Soc. Faraday Trans. 1* **1977**, *73*, 1530-1536.
- Lee, Y.-P.; Howard, C. J. Temperature dependence of the rate constant and the branching ratio for the reaction Cl + HO₂. *J. Chem. Phys.* **1982**, *77*, 756-763.
- Lee, Y.-P.; Stimpfle, R. M.; Perry, R. A.; Mucha, J. A.; Evenson, K. M.; Jennings, D. A.; Howard, C. J. Laser magnetic resonance spectroscopy of ClO and kinetic studies of the reactions of ClO with NO and NO₂. *Int. J. Chem. Kinet.* **1982**, *14*, 711-732.
- Lesar, A.; Hodošček, M.; Senegačnik, M. Experimental and theoretical studies of the decomposition of N₂O catalyzed by chlorine. *J. Chem. Phys.* **1996**, *105*, 917-926, doi:10.1063/1.471935.
- Lesclaux, R.; Caralp, F. Determination of the rate constants for the reactions of CFCl₂O₂ radical with NO and NO₂ by laser photolysis and time resolved mass spectrometry. *Int. J. Chem. Kinet.* **1984**, *16*, 1117-1128.
- Lesclaux, R.; Dognon, A. M.; Caralp, F. Photo-oxidation of halomethanes at low temperature: The decomposition rate of CCl₃O and CFCl₂O radicals. *J. Photochem. Photobiol. A: Chem.* **1987**, *41*, 1-11.
- Leu, M.-T.; DeMore, W. B. Rate constants at 295 K for the reactions of atomic chlorine with H₂O₂, HO₂, O₃, CH₄ and HNO₃. *Chem. Phys. Lett.* **1976**, *41*, 121-124.
- Leu, M.-T.; DeMore, W. B. Rate constant for the reaction ClO + NO → Cl + NO₂. *J. Phys. Chem.* **1978**, *82*, 2049-2052, doi:10.1021/j100508a001.
- Leu, M.-T.; Hatkeyama, S.; Hsu, K. J. Rate constants for reactions between atmospheric reservoir species. 1. HCl. *J. Phys. Chem.* **1989**, *93*, 5778-5784, doi:10.1021/j100352a026.
- Leu, M.-T.; Lin, C. L. Rate constants for the reactions of OH with ClO, Cl₂, and Cl₂O at 298K. *Geophys. Res. Lett.* **1979**, *6*, 425-428.
- Leu, M.-T.; Yung, Y. L. Determination of O₂(a¹Δ_g) and O₂(b¹Σ_g⁺) yields in the reaction O + ClO → Cl + O₂: Implications for photochemistry in the atmosphere of Venus. *Geophys. Res. Lett.* **1987**, *14*, 949-952.
- Leu, M. T. Product distribution for the reaction of HO₂ with ClO. *Geophys. Res. Lett.* **1980**, *7*, 173-175.
- Leu, M. T. Kinetics of the reaction O + ClO → Cl + O₂. *J. Phys. Chem.* **1984**, *88*, 1394-1398, doi:10.1021/j150651a032.
- Lewis, R. S.; Sander, S. P.; Wagner, S.; Watson, R. T. Temperature-dependent rate constants for the reaction of ground-state chlorine with simple alkanes. *J. Phys. Chem.* **1980**, *84*, 2009-2015, doi:10.1021/j100453a004.
- Li, Q.; Osborne, M. C.; Smith, I. W. M. Rate constants for the reactions of Cl atoms with HCOOH and with HOCO radicals. *Int. J. Chem. Kinet.* **2000**, *32*, 85-91.

- Li, Z. J.; Wuebbles, R. D.; Pylawka, N. J. Rate constant measurement for the reaction of OCIO with NO at 220-367 K. *Chem. Phys. Lett.* **2002**, *354*, 491-497.
- Lightfoot, P. D.; Veyret, B.; Lesclaux, R. Flash photolysis study of the $\text{CH}_3\text{O}_2 + \text{HO}_2$ reaction between 248 and 573 K. *J. Phys. Chem.* **1990**, *94*, 708-714.
- Lin, C. L.; Leu, M. T.; DeMore, W. B. Rate constant for the reaction of atomic chlorine with methane. *J. Phys. Chem.* **1978**, *82*, 1772-1777, doi:10.1021/j100505a002.
- Lipson, J. B.; Beiderhase, T. W.; Molina, L. T.; Molina, M. J.; Olzmann, M. Production of HCl in the OH + ClO reaction: Laboratory measurements and statistical rate theory calculations. *J. Phys. Chem. A* **1999**, *103*, 6540-6551.
- Lipson, J. B.; Elrod, M. J.; Beiderhase, T. W.; Molina, L. T.; Molina, M. J. Temperature dependence of the rate constant and branching ratio for the OH + ClO reaction. *J. Chem. Soc. Faraday Trans.* **1997**, *93*, 2665-2673.
- Liu, A.; Mulac, W. A.; Jonah, C. D. Pulse radiolysis study of the gas-phase reaction of OH radicals with vinyl chloride at 1 atm and over the temperature range 313-1173 K. *J. Phys. Chem.* **1989**, *93*, 4092-4094, doi:10.1021/j100347a043.
- Liu, R.; Huie, R. E.; Kurylo, M. J. Rate constants for the reactions of the OH radical with some hydrochlorofluorocarbons over the temperature range 270-400 K. *J. Phys. Chem.* **1990**, *94*, 3247-3249.
- Loewenstein, L. M.; Anderson, J. G. Rate and product measurements for the reactions of OH with Cl_2 , Br_2 , and BrCl at 298 K. Trend interpretations. *J. Phys. Chem.* **1984**, *88*, 6277-6286, doi:10.1021/j150669a045.
- Louis, F.; Talhaoui, A.; Sawerysyn, J.-P.; Rayez, M.-T.; Rayez, J.-C. Rate coefficients for the gas phase reactions of $\text{CF}_3\text{CH}_2\text{F}$ (HFC-134a) with chlorine and fluorine atoms: experimental and ab initio theoretical studies. *J. Phys. Chem. A* **1997**, *101*, 8503-8507.
- Mahmud, K.; Kim, J. S.; Fontijn, A. A high-temperature photochemical kinetics study of the O + HCl reaction from 350 K to 1480 K. *J. Phys. Chem.* **1990**, *94*, 2994-2998.
- Manning, R. G.; Kurylo, M. J. Flash photolysis resonance fluorescence investigation of the temperature dependencies of the reactions of $\text{Cl}(^2\text{P})$ atoms with CH_4 , CH_3Cl , CH_3F , $\text{CH}_3\text{F}^\ddagger$, and C_2H_6 . *J. Phys. Chem.* **1977**, *81*, 291-296, doi:10.1021/j100519a003.
- Margitan, J. J. Chlorine nitrate photochemistry. Photolysis products and kinetics of the reaction $\text{Cl} + \text{ClONO}_2 \rightarrow \text{Cl}_2 + \text{NO}_3$. *J. Phys. Chem.* **1983**, *87*, 674-679, doi:10.1021/j100227a029.
- Margitan, J. J. Kinetics of the reaction $\text{O} + \text{ClO} \rightarrow \text{Cl} + \text{O}_2$. *J. Phys. Chem.* **1984**, *88*, 3638-3643, doi:10.1021/j150660a052.
- Maricq, M. M.; Sente, J. J.; Kaiser, E. W.; Shi, J. Reaction of chlorine atoms with methylperoxy and ethylperoxy radicals. *J. Phys. Chem.* **1994**, *98*, 2083-2089, doi:10.1021/j100059a017.
- Markert, F.; Nielsen, O. J. The reactions of OH radicals with chloroalkanes in the temperature range 295-360 K. *Chem. Phys. Lett.* **1992**, *194*, 123-127.
- Martens, G. J.; Godfroid, M.; Delvaux, J.; Verbeyst, J. Gas-phase hydrogen abstraction from asymmetrically halogenated ethanes by chlorine atoms. *Int. J. Chem. Kinet.* **1976**, *8*, 153-158.
- Martinez, E.; Aranda, A.; Diaz de Mera, Y.; Rodriguez, A.; Rodriguez, D.; Notario, A. Mechanistic and kinetic study of the gas-phase reaction of atomic chlorine with cyclohexanone using an absolute and a relative technique; Influence of temperature. *J. Atmos. Chem.* **2004**, *48*, 283-299.
- Mauldin, R. L.; Burkholder, J. B.; Ravishankara, A. R. The reaction of $\text{O}(^3\text{P})$ with OCIO. *Int. J. Chem. Kinet.* **1997**, *29*, 139-147.
- Mauldin, R. L., III; Burkholder, J. B.; Ravishankara, A. R. A photochemical, thermodynamic, and kinetic study of ClOO. *J. Phys. Chem.* **1992**, *96*, 2582-2588.
- McGillen, M. R.; Bernard, F.; Fleming, E. L.; Burkholder, J. B. HCFC-133a ($\text{CF}_3\text{CH}_2\text{Cl}$): OH rate coefficient, UV and infrared absorption spectra, and atmospheric implications. *Geophys. Res. Lett.* **2015**, *42*, 6098-6105, doi:10.1002/2015GL064939.
- Meier, U.; Grotheer, H. H.; Just, T. Temperature dependence and branching ratio of the $\text{CH}_3\text{OH} + \text{OH}$ reaction. *Chem. Phys. Lett.* **1984**, *106*, 97-101.
- Mellouki, A. Kinetic studies of Cl atom reactions with series of alkanes using the pulsed laser photolysis resonance fluorescence method. *J. Chim. Phys.* **1998**, *95*, 513-522.
- Mellouki, A.; Le Bras, G.; Poulet, G. Discharge flow kinetic study of NO_3 reactions with free radicals: The reaction of NO_3 with Cl. *J. Phys. Chem.* **1987**, *91*, 5760-5764, doi:10.1021/j100306a048.
- Mellouki, A.; Poulet, G.; Le Bras, G.; Singer, R.; Burrows, J. P.; Moortgat, G. K. Discharge flow kinetic study of the reactions of NO_3 with Br, BrO, HBr, and HCl. *J. Phys. Chem.* **1989**, *93*, 8017-8021, doi:10.1021/j100361a012.
- Michael, J. V.; Lee, J. H. Selected rate constants for H, O, N, and Cl atoms with substrates at room temperatures. *Chem. Phys. Lett.* **1977**, *51*, 303-306.
- Michael, J. V.; Nava, D. F.; Payne, W. A.; Stief, L. J. Rate constant for the reaction of atomic chlorine with formaldehyde from 200 to 500 K. *J. Chem. Phys.* **1979**, *70*, 1147-1150.

- Michael, J. V.; Nava, D. F.; Payne, W. A.; Stief, L. J. Rate constants for the reaction of atomic chlorine with methanol and dimethyl ether from 200 to 500 K. *J. Chem. Phys.* **1979**, *70*, 3652-3656.
- Michael, J. V.; Whytock, D. A.; Lee, J. H.; Payne, W. A.; Stief, L. J. Absolute rate constant for the reaction of atomic chlorine with hydrogen peroxide vapor over the temperature range 265-400 K. *J. Chem. Phys.* **1977**, *67*, 3533-3536.
- Miller, J. C.; Gordon, R. J. Kinetics of the Cl-H₂ system. I. Detailed balance in the Cl + H₂ reaction. *J. Chem. Phys.* **1981**, *75*, 5305-5310.
- Miziolek, A. W.; Molina, M. J. The rate constant for the reaction of oxygen (³P) atoms with dichlorine monoxide. *J. Phys. Chem.* **1978**, *82*, 1769-1771, doi:10.1021/j100505a001.
- Mogelberg, T. E.; Nielsen, O. J.; Sehested, J.; Wallington, T. J. Atmospheric chemistry of HCFC-133a: the UV absorption spectra of CF₃CClH and CF₃CClHO₂ radicals, reactions of CF₃CClHO₂ with NO and NO₂, and fate of CF₃CClHO radicals. *J. Phys. Chem.* **1995**, *99*, 13437-13444, doi:10.1021/j100036a018.
- Molina, L. T.; Molina, M. J.; Stachnik, R. A.; Tom, R. D. An upper limit to the rate of the HCl + ClONO₂ reaction. *J. Phys. Chem.* **1985**, *89*, 3779-3781, doi:10.1021/j100264a003.
- Molina, L. T.; Spencer, J. E.; Molina, M. J. The rate constant for the reaction of O(³P) atoms with ClONO₂. *Chem. Phys. Lett.* **1977**, *45*, 158-162.
- Molina, M. J.; Molina, L. T.; Smith, C. A. The rate of the reaction of OH with HCl. *Int. J. Chem. Kinet.* **1984**, *16*, 1151-1160.
- Mörs, V.; Hoffman, A.; Malms, W.; Zellner, R. Time resolved studies of intermediate products in the oxidation of HCFC 141b (CFCl₂CH₃) and HCFC 142b (CF₂ClCH₃). *Ber. Bunsenges, Phys. Chem.* **1996**, *100*, 540-552.
- Nelson, D. D., Jr.; Zahniser, M. S.; Kolb, C. E. Chemical kinetics of the reactions of the OH radical with several hydrochlorofluoropropanes. *J. Phys. Chem.* **1992**, *96*, 249-253.
- Nelson, H. H.; Johnston, H. S. Kinetics of the reaction of Cl with ClNO and ClNO₂ and the photochemistry of ClNO₂. *J. Phys. Chem.* **1981**, *85*, 3891-3896.
- Nelson, L.; Rattigan, O.; Neavyn, R.; Sidebottom, H.; Treacy, J.; Nielsen, O. J. Absolute and relative rate constants for the reactions of hydroxyl radicals and chlorine atoms with a series of aliphatic alcohols and ethers at 298 K. *Int. J. Chem. Kinet.* **1990**, *22*, 1111-1126.
- Nelson, L.; Shanahan, I.; Sidebottom, H. W.; Treacy, J.; Nielsen, O. J. Kinetics and mechanism for the oxidation of 1,1,1-trichloroethane. *Int. J. Chem. Kinet.* **1990**, *22*, 577-590.
- Nesbitt, F. L.; Nava, D. F.; Payne, W. A.; Stief, L. J. Absolute rate constant for the reaction of Cl(²P) with ClNO. *J. Phys. Chem.* **1987**, *91*, 5337-5340, doi:10.1021/j100304a039.
- Nicholas, J. E.; Norrish, R. G. W. Some reactions in the chlorine and oxygen system studied by flash photolysis. *Proc. Roy. Soc. A* **1968**, *307*, 391-397.
- Nickolaisen, S. L.; Friedl, R. R.; Sander, S. P. Kinetics and mechanism of the ClO + ClO reaction: Pressure and temperature dependences of the bimolecular and termolecular channels and thermal decomposition of chlorine peroxide, ClOCl. *J. Phys. Chem.* **1994**, *98*, 155-169, doi:10.1021/j100052a027.
- Nickolaisen, S. L.; Roehl, C. M.; Blakeley, L. K.; Friedl, R. R.; Francisco, J. S.; Liu, R. F.; Sander, S. P. Temperature dependence of the HO₂ + ClO reaction. I. Reaction kinetics by pulsed photolysis-ultraviolet absorption and ab initio studies of the potential surface. *J. Phys. Chem. A* **2000**, *104*, 308-319, doi:10.1021/jp992753h.
- Nicovich, J. M.; Kreutter, K. D.; Wine, P. H. Kinetics of the reactions of Cl(²P₁) and Br(²P_{3/2}) with O₃. *Int. J. Chem. Kinet.* **1990**, *22*, 399-414.
- Nicovich, J. M.; Wine, P. H.; Ravishankara, A. R. Pulsed laser photolysis kinetics study of the O(³P) + ClO reaction. *J. Chem. Phys.* **1988**, *89*, 5670-5679.
- Nielsen, O. J. Rate constants for the gas-phase reactions of OH radicals with CH₃CHF₂ and CHCl₂CF₃ over the temperature range 295-388 K. *Chem. Phys. Lett.* **1991**, *187*, 286-290.
- Nielsen, O. J.; Ellermann, T.; Bartkiewicz, E.; Wallington, T. J.; Hurley, M. D. UV absorption spectra, kinetics and mechanisms of the self-reaction of CHF₂O₂ radicals in the gas phase at 298 K. *Chem. Phys. Lett.* **1992**, *192*, 82-88.
- Nielsen, O. J.; Ellermann, T.; Sehested, J.; Wallington, T. J. Ultraviolet absorption spectrum and kinetics and mechanism of the self-reaction of CHF₂CF₂O₂ radicals in the gas phase at 298 K. *J. Phys. Chem.* **1992**, *96*, 10875-10879.
- Nielsen, O. J.; Gamborg, E.; Sehested, J.; Wallington, T. J.; Hurley, M. D. Atmospheric chemistry of HFC-143a: Spectrokinetic investigation of the CF₃CH₂O₂• radical, its reactions with NO and NO₂ and the fate of CF₃CH₂O. *J. Phys. Chem. A* **1994**, *98*, 9518-9525.
- Nielsen, O. J.; Sidebottom, H. W.; Donlon, M.; Treacy, J. An absolute- and relative-rate study of the gas phase reaction of OH radicals and Cl atoms with alkyl nitrates. *Chem. Phys. Lett.* **1991**, *178*, 163-170.
- Niki, H.; Maker, P. D.; Breitenbach, L. P.; Savage, C. M. FTIR studies of the kinetics and mechanism for the reaction of Cl atom with formaldehyde. *Chem. Phys. Lett.* **1978**, *57*, 596-599.

- Niki, H.; Maker, P. D.; Savage, C. M.; Breitenbach, L. P. An FTIR study of the Cl atom-initiated oxidation of CH_2Cl_2 and CH_3Cl . *Int. J. Chem. Kinet.* **1980**, *12*, 1001-1012.
- Nilsson, E. J. K.; Johnson, M. S.; Nielsen, O. J.; Kaiser, E. W.; Wallington, T. J. Kinetics of the gas-phase reactions of chlorine atoms with CH_2F_2 , CH_3CCl_3 , and CF_3CFH_2 over the temperature range 253-553 K. *Int. J. Chem. Kinet.* **2009**, *41*, 401-406, doi:10.1002/kin.20398.
- Nordmeyer, T.; Wang, W.; Ragains, M. L.; Finlayson-Pitts, B. J.; Spicer, C. W.; Plastringe, R. A. Unique products of the reaction of isoprene with atomic chlorine: Potential markers of chlorine atom chemistry. *Geophys. Res. Lett.* **1997**, *24*, 1615-1618, doi:10.1029/97GL01547.
- Notario, A.; Le Bras, G.; Mellouki, A. Kinetics of Cl atom reactions with butadienes including isoprene. *Chem. Phys. Lett.* **1997**, *281*, 421-425.
- Notario, A.; Mellouki, A.; Le Bras, G. Rate constants for the gas-phase reactions of chlorine atoms with a series of ketones. *Int. J. Chem. Kinet.* **2000**, *32*, 62-66.
- Olbregts, J.; Brasseur, G.; Arijs, E. J. Reaction of acetonitrile and chlorine atoms. *J. Photochem.* **1984**, *24*, 315-322.
- Olsson, B.; Hallquist, M.; Ljungstrom, E.; Davidsson, J. A kinetic study of chlorine radical reactions with ketones by laser photolysis technique. *Int. J. Chem. Kinet.* **1997**, *29*, 195-201.
- Ongstad, A. P.; Birks, J. W. Studies of reactions of importance in the stratosphere. V. Rate constants for the reactions $\text{O} + \text{NO}_2 \rightarrow \text{NO} + \text{O}_2$ and $\text{O} + \text{ClO} \rightarrow \text{Cl} + \text{O}_2$ at 298 K. *J. Chem. Phys.* **1984**, *81*, 3922-3930.
- Ongstad, A. P.; Birks, J. W. Studies of reactions of importance in the stratosphere. VI. Temperature dependence of the reactions $\text{O} + \text{NO}_2 \rightarrow \text{NO} + \text{O}_2$ and $\text{O} + \text{ClO} \rightarrow \text{Cl} + \text{O}_2$. *J. Chem. Phys.* **1986**, *85*, 3359-3368, doi:10.1063/1.450957.
- Orkin, V. L.; Khamaganov, V. G. Determination of rate constants for reactions of some hydrohaloalkanes with OH radicals and their atmospheric lifetimes. *J. Atmos. Chem.* **1993**, *16*, 157-167.
- Orkin, V. L.; Khamaganov, V. G.; Kasimovskaya, E. E.; Guschin, A. G. Photochemical properties of some Cl-containing halogenated alkanes. *J. Phys. Chem. A* **2013**, *117*, 5483-5490, doi:10.1021/jp400408y.
- Orkin, V. L.; Martynova, L. E.; Kurylo, M. J. Photochemical properties of *trans*-1-chloro-3,3,3-trifluoropropene (*trans*- $\text{CHCl}=\text{CHCF}_3$): OH reaction rate constant, UV and IR absorption spectra, global warming potential, and ozone depletion potential. *J. Phys. Chem. A* **2014**, *118*, 5263-5271, doi:10.1021/jp5018949.
- Orlando, J. J. Temperature dependence of the rate coefficients for the reaction of chlorine atoms with chloromethanes. *Int. J. Chem. Kinet.* **1999**, *31*, 515-524.
- Orlando, J. J.; Tyndall, G. S.; Apel, E. C.; Riemer, D. D.; Paulson, S. E. Rate coefficients and mechanisms of the reaction of Cl-atoms with a series of unsaturated hydrocarbons under atmospheric conditions. *Int. J. Chem. Kinet.* **2003**, *35*, 334-353, doi:10.1002/kin.10135.
- Orlando, J. J.; Tyndall, G. S.; Vereecken, L.; Peeters, J. The atmospheric chemistry of the acetonoxyl radical. *J. Phys. Chem. A* **2000**, *104*, 11578-11588, doi:10.1021/jp0026991.
- Pagsberg, P.; Munk, J.; Sillesen, A.; Anastasi, C. UV spectrum and kinetics of hydroxymethyl radicals. *Chem. Phys. Lett.* **1988**, *146*, 375-381.
- Paraskevopoulos, G.; Singleton, D. L.; Irwin, R. S. Rates of OH radical reactions. 8. Reactions with CH_2FCl , CHF_2Cl , CHFCl_2 , $\text{CH}_3\text{CF}_2\text{Cl}$, CH_3Cl , and $\text{C}_2\text{H}_5\text{Cl}$ at 297 K. *J. Phys. Chem.* **1981**, *85*, 561-564, doi:10.1021/j150605a021.
- Patchen, A. K.; Pennino, M. J.; Elrod, M. J. Overall rate constant measurements of the reaction of chloroalkylperoxy radicals with nitric oxide. *J. Phys. Chem. A* **2005**, *109*, 5865-5871, doi:10.1021/jp050388q.
- Payne, W. A.; Brunning, J.; Mitchell, M. B.; Stief, L. J. Kinetics of the reactions of atomic chlorine with methanol and the hydroxymethyl radical with molecular oxygen at 298 K. *Int. J. Chem. Kinet.* **1988**, *20*, 63-74.
- Perry, R. A.; Atkinson, R.; Pitts, J. N., Jr. Rate constants for the reaction of OH radicals with CHFCl_2 and CH_3Cl over the temperature range 298-423 °K, and with CH_2Cl_2 at 298 °K. *J. Chem. Phys.* **1976**, *64*, 1618-1620.
- Perry, R. A.; Atkinson, R.; Pitts, J. N., Jr. Rate constants for the reaction of OH radicals with $\text{CH}_2=\text{CHF}$, $\text{CH}_2=\text{CHCl}$, and $\text{CH}_2=\text{CHBr}$ over the temperature range 299-426 °K. *J. Chem. Phys.* **1977**, *67*, 458-462.
- Pilgrim, J. S.; McIlroy, A.; Taatjes, C. A. Kinetics of Cl atom reactions with methane, ethane, and propane from 292 to 800 K. *J. Phys. Chem. A* **1997**, *101*, 1873-1880.
- Platz, J.; Nielson, O. J.; Sehested, J.; Wallington, T. J. Atmospheric chemistry of 1,1,1-trichloroethane: UV absorption spectra and self-reaction kinetics of CCl_3CH_2 and $\text{CCl}_3\text{CH}_2\text{O}_2$ radicals, kinetics of the reactions of the $\text{CCl}_3\text{CH}_2\text{O}_2$ Radical with NO and NO_2 , and the fate of the alkoxy radical $\text{CCl}_3\text{CH}_2\text{O}$. *J. Phys. Chem.* **1995**, *99*, 6570-6579, doi:10.1021/j100017a044.
- Poulet, G.; Laverdet, G.; Jourdain, J. L.; Le Bras, G. Kinetic study of the reactions of acetonitrile with Cl and OH radicals. *J. Phys. Chem.* **1984**, *88*, 6259-6263, doi:10.1021/j150669a041.
- Poulet, G.; Laverdet, G.; Le Bras, G. Discharge flow-mass spectrometric determination of the rate coefficients for the reactions of formaldehyde with bromine atoms and chlorine atoms. *J. Phys. Chem.* **1981**, *85*, 1892-1895, doi:10.1021/j150613a023.
- Poulet, G.; Laverdet, G.; Le Bras, G. Rate constant and branching ratio for the reaction of OH with ClO. *J. Phys. Chem.* **1986**, *90*, 159-165, doi:10.1021/j100273a036.

- Poulet, G.; Le Bras, G.; Combourieu, J. Étude cinétique des réactions du chlore atomique et du radical ClO avec le méthane par la technique du réacteur à écoulement rapide, couplé à un spectromètre de masse. *J. Chim. Phys.* **1974**, *71*, 101-106.
- Poulet, G.; Le Bras, G.; Combourieu, J. Kinetic study of the reactions of Cl atoms with HNO₃, H₂O₂, and HO₂. *J. Chem. Phys.* **1978**, *69*, 767-773.
- Poulet, G.; Le Bras, G.; Combourieu, J. E.P.R. study of the reactivity of ClO with H₂CO at 298 K. *Geophys. Res. Lett.* **1980**, *7*, 413-414.
- Poulet, G.; Zagogianni, H.; Le Bras, G. Kinetics and mechanism of the OH + ClO₂ reaction. *Int. J. Chem. Kinet.* **1986**, *18*, 847-859.
- Pritchard, H. O.; Pyke, J. B.; Trotman-Dickenson, A. F. A method for the study of chlorine atom reactions. The reaction Cl + CH₄ → CH₃ + HCl. *J. Am. Chem. Soc.* **1954**, *76*, 1201-1202.
- Pritchard, H. O.; Pyke, J. B.; Trotman-Dickenson, A. F. The study of chlorine atom reactions in the gas phase. *J. Am. Chem. Soc.* **1955**, *77*, 2629-2633.
- Qiu, L. X.; Shi, S.-H.; Xing, S. B.; Chen, X. G. Rate constants for the reactions of OH with five halogen-substituted ethanes from 292 to 366 K. *J. Phys. Chem.* **1992**, *96*, 685-689.
- Radford, H. E. The fast reaction of CH₂OH with O₂. *Chem. Phys. Lett.* **1980**, *71*, 195-197.
- Radford, H. E.; Evenson, K. M.; Jennings, D. A. Far-infrared LMR detection of hydroxymethyl. *Chem. Phys. Lett.* **1981**, *78*, 589-591.
- Ragains, M. L.; Finlayson Pitts, B. J. Kinetics and mechanism of the reaction of Cl atoms with 2-methyl-1,3-butadiene (isoprene) at 298 K. *J. Phys. Chem. A* **1997**, *101*, 1509-1517.
- Ravishankara, A. R.; Davis, D. D.; Smith, G.; Tesi, G.; Spencer, J. A study of the chemical degradation of ClONO₂ in the stratosphere. *Geophys. Res. Lett.* **1977**, *4*, 7-9.
- Ravishankara, A. R.; Eisele, F. L.; Wine, P. H. The kinetics of the reaction of OH with ClO. *J. Chem. Phys.* **1983**, *78*, 1140-1144.
- Ravishankara, A. R.; Smith, G.; Watson, R. T.; Davis, D. D. A temperature dependent kinetics study of the reaction of HCl with OH and O(³P). *J. Phys. Chem.* **1977**, *81*, 2220-2225, doi:10.1021/j100539a002.
- Ravishankara, A. R.; Wine, P. H. A laser flash photolysis-resonance fluorescence kinetics study of the reaction Cl(²P) + CH₄ → CH₃ + HCl. *J. Chem. Phys.* **1980**, *72*, 25-30.
- Ravishankara, A. R.; Wine, P. H.; Wells, J. R.; Thompson, R. L. Kinetic study of the reaction of OH with HCl from 240–1055 K. *Int. J. Chem. Kinet.* **1985**, *17*, 1281-1297.
- Ray, G. W.; Keyser, L. F.; Watson, R. T. Kinetics study of the Cl(²P) + Cl₂O → Cl₂ + ClO reaction at 298 K. *J. Phys. Chem.* **1980**, *84*, 1674-1681, doi:10.1021/j100450a003.
- Ray, G. W.; Watson, R. T. Kinetics study of the reactions of NO with FO, ClO, BrO, and IO at 298 K. *J. Phys. Chem.* **1981**, *85*, 2955-2960, doi:10.1021/j150620a022.
- Reimann, B.; Kaufman, F. Rate constant of the reaction HO₂ + ClO → HOCl + O₂. *J. Chem. Phys.* **1978**, *69*, 2925-2926.
- Riffault, V.; Bedjanian, Y.; Le Bras, G. Kinetics and mechanism of the reaction of Cl atoms with HO₂ radicals. *Int. J. Chem. Kinet.* **2001**, *33*, 317-327.
- Rodebush, W. H.; Klingelhoefer, W. C., Jr. Atomic chlorine and its reaction with hydrogen. *J. Am. Chem. Soc.* **1933**, *55*, 130-142, doi:10.1021/ja01328a014.
- Romanias, M. N.; Stefanopoulos, V. G.; Papanastasiou, D. K.; Papadimitriou, V. C.; Papagiannakopoulos, P. Temperature-dependent rate coefficients and mechanism for the gas-phase reaction of chlorine atoms with acetone. *Int. J. Chem. Kinet.* **2010**, *42*, 724-734, doi:10.1002/kin.20517.
- Rowland, F. S.; Sato, H.; Khwaja, H.; Elliott, S. M. The hydrolysis of chlorine nitrate and its possible atmospheric significance. *J. Phys. Chem.* **1986**, *90*, 1985-1988, doi:10.1021/j100401a001.
- Ryan, K. R.; Plumb, I. C. Kinetics of the reactions of CCl₃ with O and O₂ and of CCl₃O₂ with NO at 295 K. *Int. J. Chem. Kinet.* **1984**, *16*, 591-602.
- Sanhueza, E.; Heicklen, J. Chlorine-atom sensitized oxidation of dichloromethane and chloromethane. *J. Phys. Chem.* **1975**, *79*, 7-11.
- Sarzyński, D.; Gola, A. A.; Dryś, A.; Jodkowski, J. T. Kinetic study of the reaction of chlorine atoms with chloromethane in the gas phase. *Chem. Phys. Lett.* **2009**, *476*, 138-142, doi:10/1016/j.cplett.2009.04.086.
- Sarzynski, D.; Sztuba, S. Gas-phase reactions of Cl atoms with propane, n-butane, and isobutane. *Int. J. Chem. Kinet.* **2002**, *34*, 651-658, doi:10.1002/kin.10096.
- Sauer, F.; Portmann, R. W.; Ravishankara, A. R.; Burkholder, J. B. Temperature dependence of the Cl atom reaction with deuterated methanes. *J. Phys. Chem. A* **2015**, *119*, 4396-4407, doi:10.1021/jp508721h.
- Saueressig, G.; Bergamaschi, P.; Crowley, J. N.; Fischer, H.; Harris, G. W. D/H kinetic isotope effect in the reaction CH₄ + Cl. *Geophys. Res. Lett.* **1996**, *23*, 3619-3622.
- Sawerysyn, J.-P.; Lafage, C.; Meriaux, B.; Tighezza, A. Cinétique de la réaction des atomes de chlore avec le méthane à 294 ± 1 K: Une nouvelle étude par la technique du réacteur à écoulement rapide et à décharge couplé à un spectromètre de masse. *J. Chim. Phys.* **1987**, *84*, 1187-1193.

- Sawerysyn, J. P.; Talhaoui, A.; Meriaux, B.; Devolder, P. Absolute rate constants for elementary reactions between chlorine atoms and CHF₂Cl, CH₃CFCl₂, CH₃CF₂Cl and CH₂FCF₃ at 297 ± 2 K. *Chem. Phys. Lett.* **1992**, *198*, 197-199.
- Sayin, H.; McKee, M. L. Theoretical study of the mechanism of NO₂ production from NO + ClO. *J. Phys. Chem. A* **2005**, *109*, 4736-4743, doi:10.1021/jp050695w.
- Schindler, R. N.; Dethlefs, J.; Schmidt, M. Some results on the mechanism of the reaction between O(³P) atoms and HOCl. An experimental and ab initio model study. *Ber. Bunsenges. Phys. Chem.* **1996**, *100*, 1242-1249.
- Schlyer, D. F.; Wolf, A. P.; Gaspar, P. P. Rate constants for the reactions of atomic chlorine with group 4 and group 5 hydrides. *J. Phys. Chem.* **1978**, *82*, 2633-2637, doi:10.1021/j100514a001.
- Schwab, J. J.; Toohey, D. W.; Brune, W. H.; Anderson, J. G. Reaction kinetics of O + ClO → Cl + O₂ between 252-347 K. *J. Geophys. Res.* **1984**, *89*, 9581-9587.
- Scollard, D. J.; Treacy, J. J.; Sidebottom, H. W.; Balestra-Garacia, C.; Laverdet, G.; Le Bras, G.; MacLeod, H.; Teton, S. Rate constants for the reactions of hydroxyl radicals and chlorine atoms with halogenated aldehydes. *J. Phys. Chem.* **1993**, *97*, 4683-4688, doi:10.1021/j100120a021.
- Seeley, J. V.; Jayne, J. T.; Molina, M. J. Kinetic studies of chlorine atom reactions using the turbulent flow tube technique. *J. Phys. Chem.* **1996**, *100*, 4019-4025.
- Sehested, J.; Ellermann, T.; Nielsen, O. J.; Wallington, T. J.; Hurley, M. D. UV absorption spectrum, and kinetics and mechanism of the self reaction of CF₃CF₂O₂ radicals in the gas phase at 295 K. *Int. J. Chem. Kinet.* **1993**, *25*, 701-717.
- Sehested, J.; Nielsen, O. J.; Wallington, T. J. Absolute rate constants for the reaction of NO with a series of peroxy radicals in the gas phase at 295 K. *Chem. Phys. Lett.* **1993**, *213*, 457-464.
- Sharkey, P.; Smith, I. W. M. Kinetics of elementary reactions at low temperature: Rate constants for the reactions of OH with HCl (298 ≥ T/K ≥ 138), CH₄ (298 ≥ T/K ≥ 178), and C₂H₆ (298 ≥ T/K ≥ 138). *J. Chem. Soc. Faraday Trans.* **1993**, *89*, 631-638.
- Simon, F. G.; Burrows, J. P.; Schneider, W.; Moortgat, G. K.; Crutzen, P. J. Study of the reaction ClO + CH₃O₂ → products at 300 K. *J. Phys. Chem.* **1989**, *93*, 7807-7813, doi:10.1021/j100360a017.
- Simon, F. G.; Schneider, W.; Moortgat, G. K.; Burrows, J. P. A study of the ClO absorption cross-section between 240 and 310 nm and the kinetics of the self-reaction at 300 K. *J. Photochem. Photobiol. A: Chem.* **1990**, *55*, 1-23.
- Simonaitis, R.; Leu, M. T. Rate constant for the reaction Cl + HO₂NO₂ → Products. *Int. J. Chem. Kinet.* **1985**, *17*, 293-301.
- Singleton, D. L.; Cvetanovic, R. J. Temperature dependence of rate constants for the reaction of atomic oxygen with hydrogen chloride. *Int. J. Chem. Kinet.* **1981**, *13*, 945-956.
- Smith, I. W. M.; Williams, M. D. Effects of isotopic substitution and vibrational excitation on reaction rates Kinetics of OH(v = 0,1) and OD(v = 0,1) with HCl and DCl. *J. Chem. Soc. Faraday Trans. 2* **1986**, *82*, 1043-1055.
- Smith, I. W. M.; Zellner, R. Rate measurements of reactions of OH by resonance absorption. *J. Chem. Soc. Faraday Trans. 2* **1974**, *70*, 1045-1056.
- Sokolov, O.; Hurley, M. D.; Wallington, T. J.; Kaiser, E. W.; Platz, J.; Nielsen, O. J.; Berho, F.; Rayez, M.-T.; Lesclaux, R. Kinetics and mechanism of the gas-phase reaction of Cl atoms with benzene. *J. Phys. Chem. A* **1998**, *102*, 10671-10681, doi:10.1021/jp9828080.
- Steckler, R.; Thurman, G. M.; Watts, J. D.; Bartlett, R. J. *Ab initio* direct dynamics study of OH + HCl → Cl + H₂O. *J. Chem. Phys.* **1997**, *106*, 3926-3933, doi:10.1063/1.473981.
- Stevens, P. S.; Anderson, J. G. Kinetic measurements of the ClO + O₃ → ClOO + O₂ reaction. *Geophys. Res. Lett.* **1990**, *17*, 1287-1290.
- Stevens, P. S.; Anderson, J. G. Kinetic and mechanistic study of X + ClOCl → products (X = Br, Cl, F, O, OH, N) over the temperature range 240-373 K. *J. Phys. Chem.* **1992**, *96*, 1708-1718, doi:10.1021/j100183a040.
- Stimpfle, R.; Perry, R.; Howard, C. J. Temperature dependence of the reaction of ClO and HO₂ radicals. *J. Chem. Phys.* **1979**, *71*, 5183-5190.
- Stutz, J.; Ezell, M. J.; Ezell, A. A.; Finlayson-Pitts, B. J. Rate constants and kinetic isotope effects in the reactions of atomic chlorine with n-butane and simple alkenes at room temperature. *J. Phys. Chem. A* **1998**, *102*, 8510-8519.
- Su, F.; Calvert, J. G.; Lindley, C. R.; Uselman, W. M.; Shaw, J. H. A Fourier transform infrared kinetic study of HOCl and its absolute integrated infrared band intensities. *J. Phys. Chem.* **1979**, *83*, 912-920, doi:10.1021/j100471a006.
- Suh, I.; Zhang, R. Kinetic studies of isoprene reactions initiated by chlorine atom. *J. Phys. Chem. A* **2000**, *104*, 6590-6596, doi:10.1021/jp000605h.
- Sulbaek Andersen, M. P.; Nielsen, O. J.; Karpichev, B.; Wallington, T. J.; Sander, S. P. Atmospheric chemistry of isoflurane, desflurane, and sevoflurane: Kinetics and mechanisms of reactions with chlorine atoms and OH radicals and global warming potentials. *J. Phys. Chem. A* **2012**, *116*, 5806-5820, doi:10.1021/jp2077598.

- Sulbaek Andersen, M. P.; Nilsson, E. J. K.; Nielsen, O. J.; Johnson, M. S.; Hurley, M. D.; Wallington, T. J. Atmospheric chemistry of *trans*-CF₃CH=CHCl: Kinetics of the gas-phase reactions with Cl atoms, OH radicals, and O₃. *J. Photochem. and Photobiol. A: Chem.* **2008**, *199*, 92-97, doi:10.1016/j.jphotochem.2008.05.013.
- Sun, C.; Xu, B.; Zhang, S. Atmospheric reaction of Cl + methacrolein: A theoretical study on the mechanism, and pressure- and temperature-dependent rate constants. *J. Phys. Chem. A* **2014**, *118*, 3541-3551, doi:10.1021/jp500993k.
- Taatjes, C. A.; Christensen, L. K.; Hurley, M. D.; Wallington, T. J. Absolute and site-specific abstraction rate coefficients for reactions of Cl with CH₃CH₂OH, CH₃CD₂OH, and CD₃CH₂OH between 295 and 600 K. *J. Phys. Chem. A* **1999**, *103*, 9805-9814.
- Takacs, G. A.; Glass, G. P. Reactions of hydroxyl radicals with some hydrogen halides. *J. Phys. Chem.* **1973**, *77*, 1948-1951.
- Takahashi, K.; Iwasaki, E.; Matsumi, Y.; Wallington, T. J. Pulsed laser photolysis vacuum UV laser-induced fluorescence kinetic study of the gas-phase reactions of Cl(²P_{3/2}) atoms with C₃—C₆ ketones. *J. Phys. Chem. A* **2007**, *111*, 1271-1276, doi:10.1021/jp066410c.
- Taketani, F.; Nakayama, T.; Takahashi, K.; Matsumi, Y.; Hurley, M. D.; Wallington, T. J.; Toft, A.; Sulbaek Andersen, M. P. Atmospheric chemistry of CH₃CHF₂ (HFC-152a): Kinetics, mechanisms, and products of Cl atom- and OH radical-initiated oxidation in the presence and absence of NO_x. *J. Phys. Chem. A* **2005**, *109*, 9061-9069, doi:10.1021/jp044218+.
- Talhaoui, A.; Louis, F.; Devolder, P.; Meriaux, B.; Sawerysyn, J. P.; Rayez, M. T.; Rayez, J. C. Rate coefficients of the reactions of chlorine atoms with haloethanes of type CH₃CCl_{3-x}F_x (x = 0, 1, and 2): Experimental and ab initio theoretical studies. *J. Phys. Chem.* **1996**, *100*, 13531-13538, doi:10.1021/jp9603243.
- Talhaoui, A.; Louis, F.; Meriaux, B.; Devolder, P.; Sawerysyn, J.-P. Temperature dependence of rate coefficients for the reactions of chlorine atoms with halomethanes of type CHCl_{3-x}F_x (x = 0, 1, and 2). *J. Phys. Chem.* **1996**, *100*, 2107-2113, doi:10.1021/jp951814i.
- Talukdar, R.; Mellouki, A.; Gierczak, T.; Burkholder, J. B.; McKeen, S. A.; Ravishankara, A. R. Atmospheric fate of CF₂H₂, CH₃CF₃, CHF₂CF₃, and CH₃CFCl₂: Rate coefficients for reactions with OH and UV absorption cross sections of CH₃CFCl₂. *J. Phys. Chem.* **1991**, *95*, 5815-5821.
- Talukdar, R. K.; Mellouki, A.; Schmoltner, A.-M.; Watson, T.; Montzka, S.; Ravishankara, A. R. Kinetics of the OH reaction with methyl chloroform and its atmospheric implications. *Science* **1992**, *257*, 227-230.
- Taylor, P. H.; D'Angelo, J. A.; Martin, M. C.; Kasner, J. H.; Dellinger, B. Laser photolysis/laser-induced fluorescence studies of reaction rates of OH with CH₃Cl, CH₂Cl₂, and CHCl₃ over an extended temperature range. *Int. J. Chem. Kinet.* **1989**, *21*, 829-846.
- Taylor, P. H.; Jiang, Z.; Dellinger, B. Determination of the gas-phase reactivity of hydroxyl with chlorinated methanes at high temperature: Effects of laser/thermal photochemistry. *Int. J. Chem. Kinet.* **1993**, *25*, 9-23.
- Taylor, P. H.; McCarron, S.; Dellinger, B. Investigation of 1,2-dichloroethane-hydroxyl kinetics over an extended temperature range: effect of chlorine substitution. *Chem. Phys. Lett.* **1991**, *177*, 27-32.
- Tichenor, L. B.; El-Sinawi, A.; Yamada, T.; Taylor, P. H.; Peng, J. P.; Hu, X.; Marshall, P. Kinetic studies of the reaction of hydroxyl radicals with trichloroethylene and tetrachloroethylene. *Chemosphere* **2001**, *42*, 571-577.
- Tichenor, L. B.; Graham, J. L.; Yamada, T.; Taylor, P. H.; Peng, J.; Hu, X.; Marshall, P. Kinetic and modeling studies of the reaction of hydroxyl radicals with tetrachloroethylene. *J. Phys. Chem. A* **2000**, *104*, 1700-1707, doi:10.1021/jp993203m.
- Tokuhashi, K.; Takahashi, A.; Kaise, M.; Kondo, S. Rate constants for the reactions of OH radicals with CH₃OCF₂CHFCl, CHF₂OCF₂CHFCl, CHF₂OCHClCF₃, and CH₃CH₂OCF₂CHF₂. *J. Geophys. Res.* **1999**, *104*, 18681-18688.
- Toohey, D. W. Kinetic and Mechanistic Studies of Reactions of Bromine and Chlorine Species Important in the Earth's Stratosphere. Ph. D. Thesis, Harvard University, 1988.
- Tsalkani, N.; Mellouki, A.; Poulet, G.; Toupance, G.; Le Bras, G. Rate constant measurement for the reactions of OH and Cl with peroxyacetyl nitrate at 298 K. *J. Atmos. Chem.* **1988**, *7*, 409-419.
- Tschuikow-Roux, E.; Faraji, F.; Paddison, S.; Niedzielski, J.; Miyokawa, K. Kinetics of photochlorination of halogen (F, Cl, Br) substituted methanes. *J. Phys. Chem.* **1988**, *92*, 1488-1495, doi:10.1021/j100317a023.
- Tschuikow-Roux, E.; Yano, T.; Niedzielski, J. Reactions of ground state chlorine atoms with fluorinated methanes and ethanes. *J. Chem. Phys.* **1985**, *82*, 65-74.
- Tuazon, E. C.; Atkinson, R.; Aschmann, S. M.; Goodman, M. A.; Winer, A. M. Atmospheric reactions of chloroethenes with the OH radical. *Int. J. Chem. Kinet.* **1988**, *20*, 241-265.
- Tuazon, E. C.; Atkinson, R.; Corchnoy, S. B. Rate constants for the gas-phase reactions of Cl atoms with a series of hydrofluorocarbons and hydrochlorofluorocarbons at 298 ± 2 K. *Int. J. Chem. Kinet.* **1992**, *24*, 639-648.
- Tyler, S. C.; Ajie, H. O.; Rice, A. L.; Cicerone, R. J. Experimentally determined kinetic isotope effects in the reaction of CH₄ with Cl: Implications for atmospheric CH₄. *Geophys. Res. Lett.* **2000**, *27*, 1715-1718.

- Tyndall, G. S.; Kegley-Owen, C. S.; Orlando, J. J.; Calvert, J. G. Quantum yields for $\text{Cl}(^2\text{P}_{3/2,1/2})$, ClO and $\text{O}(^3\text{P})$ in the photolysis of chlorine nitrate at 308 nm. *J. Chem. Soc. Faraday Trans.* **1997**, *93*, 2675-2682.
- Tyndall, G. S.; Kegley-Owen, C. S.; Orlando, J. J.; Fried, A. Tunable diode laser study of the reaction $\text{OH} + \text{ClO} \rightarrow \text{HCl} + \text{O}_2$. *J. Phys. Chem. A* **2002**, *106*, 1567-1575, doi:10.1021/jp013410y.
- Tyndall, G. S.; Orlando, J. J.; Kegley-Owen, C. S.; Wallington, T. J.; Hurley, M. D. Rate coefficients for the reactions of chlorine atoms with methanol and acetaldehyde. *Int. J. Chem. Kinet.* **1999**, *31*, 776-784.
- Tyndall, G. S.; Orlando, J. J.; Wallington, T. J.; Dill, M.; Kaiser, E. W. Kinetics and mechanisms of the reactions of chlorine atoms with ethane, propane, and n-butane. *Int. J. Chem. Kinet.* **1997**, *29*, 43-55.
- Tyndall, G. S.; Orlando, J. J.; Wallington, T. J.; Sehested, J.; Nielsen, O. J. Kinetics of the reactions of acetonitrile with chlorine and fluorine atoms. *J. Phys. Chem.* **1996**, *100*, 660-668, doi:10.1021/jp9521417.
- Tyndall, G. S.; Wallington, T. J.; Potts, A. R. Product study of the reaction of Cl atoms with HCOOH . *Chem. Phys. Lett.* **1991**, *186*, 149-153.
- Vanderzanden, J. W.; Birks, J. W. Formation of oxygen atoms in the reaction of chlorine atoms with ozone. *Chem. Phys. Lett.* **1982**, *88*, 109-114.
- Villenave, E.; Orkin, V. L.; Huie, R. E.; Kurylo, M. J. Rate constant for the reaction of OH radicals with dichloromethane. *J. Phys. Chem. A* **1997**, *101*, 8513-8517.
- Vogt, R.; Schindler, R. N. A gas kinetic study of the reaction of HOCl with F-, Cl-, and H-atoms at room temperature. *Ber. Bunsenges. Phys. Chem.* **1993**, *97*, 819-829.
- Wallington, T. J.; Andino, J. M.; Ball, J. C.; Japar, S. M. Fourier transform infrared studies of the reaction of Cl atoms with PAN, PPN, CH_3OOH , HCOOH , CH_3COCH_3 and $\text{CH}_3\text{COC}_2\text{H}_5$ at 295 ± 2 K. *J. Atmos. Chem.* **1990**, *10*, 301-313.
- Wallington, T. J.; Ball, J. C.; Nielsen, O. J.; Bartkiewicz, E. Spectroscopic, kinetic, and mechanistic study of CH_2FO_2 radicals in the gas phase at 298 K. *J. Phys. Chem.* **1992**, *96*, 1241-1246, doi:10.1021/j100182a041.
- Wallington, T. J.; Hinman, M. M.; Andino, J. M.; Siegl, W. O.; Japar, S. M. A relative rate study of the reaction of Cl atoms with a series of alkyl nitrates and nitro alkanes in air at 295 ± 2 K. *Int. J. Chem. Kinet.* **1990**, *22*, 665-671.
- Wallington, T. J.; Hurley, M. D. A kinetic study of the reaction of chlorine atoms with CF_3CHCl_2 , $\text{CF}_3\text{CH}_2\text{F}$, CFCl_2CH_3 , CF_2ClCH_3 , CHF_2CH_3 , CH_3D , CH_2D_2 , CHD_3 , CD_4 , and CD_3Cl at 295 ± 2 K. *Chem. Phys. Lett.* **1992**, *189*, 437-442.
- Wallington, T. J.; Hurley, M. D.; Schneider, W. F.; Sehested, J.; Nielsen, O. J. Mechanistic study of the gas-phase reaction of CH_2FO_2 radicals with HO_2 . *Chem. Phys. Lett.* **1994**, *218*, 34-42.
- Wallington, T. J.; Skewes, L. M.; Siegl, W. O.; Wu, C. H.; Japar, S. M. Gas phase reaction of Cl atoms with a series of oxygenated organic species at 295 K. *Int. J. Chem. Kinet.* **1988**, *20*, 867-875.
- Wang, J. J.; Keyser, L. F. Kinetics of the $\text{Cl}(^2\text{P}_1) + \text{CH}_4$ reaction: Effects of secondary chemistry below 300 K. *J. Phys. Chem. A* **1999**, *103*, 7460-7469.
- Wang, J. J.; Keyser, L. F. Absolute rate constant of the $\text{OH} + \text{ClO}$ reaction at temperatures between 218 and 298 K. *J. Phys. Chem. A* **2001**, *105*, 10544-10552, doi:10.1021/jp012426l.
- Wang, J. J.; Keyser, L. F. HCl yield from the $\text{OH} + \text{ClO}$ reaction at temperatures between 218 and 298 K. *J. Phys. Chem. A* **2001**, *105*, 6479-6489, doi:10.1021/jp0106449.
- Wang, L.; Liu, J. Y.; Li, Z. S.; Huang, X. R.; Sun, C. C. Theoretical study and rate constant calculation of the $\text{Cl} + \text{HOCl}$ and $\text{H} + \text{HOCl}$ reactions. *J. Phys. Chem. A* **2003**, *107*, 4921-4928, doi:10.1021/jp0277558.
- Wang, L.; Liu, J. Y.; Li, Z. S.; Sun, C. C. Direct ab initio dynamics studies on the hydrogen-abstraction reactions of OH radicals with HOX (X = F, Cl, and Br). *J. Comp. Chem.* **2004**, *25*, 558-564, doi:10.1002/jcc.10403.
- Wang, L.; Liu, J. Y.; Li, Z. S.; Sun, C. C. Ab initio and DFT theoretical studies and rate constants calculation on the reactions $\text{O}(^3\text{P}) + \text{HOX}$ (X = Cl, Br). *Chem. Phys. Lett.* **2005**, *411*, 225-232, doi:10.1016/j.cplett.2005.05.071.
- Wang, W.; Ezell, M. J.; Ezell, A. A.; Soskin, G.; Finlayson-Pitts, B. J. Rate constants for the reactions of chlorine atoms with a series of unsaturated aldehydes and ketones at 298 K: structure and reactivity. *Phys. Chem. Chem. Phys.* **2002**, *4*, 1824-1831, doi:10.1039/b111557j.
- Warren, R. F.; Ravishankara, A. R. Kinetics of $\text{Cl}(^2\text{P})$ reactions with CF_3CHCl_2 , CF_3CHFCl , and CH_3CFCl_2 . *Int. J. Chem. Kinet.* **1993**, *25*, 833-844.
- Watson, R. T.; Machado, G.; Conaway, B.; Wagner, S.; Davis, D. D. A temperature dependent kinetics study of the reaction of OH with CH_2ClF , CHCl_2F , CHClF_2 , CH_3CCl_3 , $\text{CH}_3\text{CF}_2\text{Cl}$, and $\text{CF}_2\text{ClCFCl}_2$. *J. Phys. Chem.* **1977**, *81*, 256-262.
- Watson, R. T.; Machado, G.; Fischer, S.; Davis, D. D. A temperature dependence kinetics study of the reactions of $\text{Cl}(^2\text{P}_{3/2})$ with O_3 , CH_4 , and H_2O_2 . *J. Chem. Phys.* **1976**, *65*, 2126-2138.
- Watson, R. T.; Ravishankara, A. R.; Machado, G.; Wagner, S.; Davis, D. D. A kinetics study of the temperature dependence of the reactions of $\text{OH}(^2\Pi)$ with CF_3CHCl_2 , CF_3CHClF , and $\text{CF}_2\text{ClCH}_2\text{Cl}$. *Int. J. Chem. Kinet.* **1979**, *11*, 187-197.

- Wecker, D.; Johanssen, R.; Schindler, R. N. ESR-spektroskopische untersuchungen der reaktion von O(³P)-atomen mit dichlormonoxid. *Ber. Bunsenges. Phys. Chem.* **1982**, *86*, 532-538.
- Westenberg, A. A.; deHaas, N. Atom-molecule kinetics using ESR detection. IV. Results for Cl + H₂ ⇌ HCl + H in both directions. *J. Chem. Phys.* **1968**, *48*, 4405-4415.
- Whytock, D. A.; Lee, J. H.; Michael, J. V.; Payne, W. A.; Stief, L. J. Absolute rate of the reaction of Cl(²P) with methane from 200-500 K. *J. Chem. Phys.* **1977**, *66*, 2690-2695.
- Wine, P. H.; Wells, J. R.; Nicovich, J. M. Kinetics of the reactions of F(²P) and Cl(²P) with HNO₃. *J. Phys. Chem.* **1988**, *92*, 2223-2228, doi:10.1021/j100319a028.
- Winer, A. M.; Lloyd, A. C.; Darnall, K. R.; Pitts, J. N., Jr. Relative rate constants for the reaction of the hydroxyl radical with selected ketones, chloroethenes, and monoterpene hydrocarbons. *J. Phys. Chem.* **1976**, *80*, 1635-1639.
- Wong, E. L.; Belles, F. R.; NASA TN D-6495 NASA Washington, D. C., 1971.
- Wongdontri-Stuper, W.; Jayanty, R. K. M.; Simonaitis, R.; Hecklen, J. The Cl₂ photosensitized decomposition of O₃: the reactions of ClO and OClO with O₃. *J. Photochem.* **1979**, *10*, 163-186.
- Wu, F.; Carr, R. W. Time-resolved observation of the formation of CF₂O and CFCIO in the CF₂Cl + O₂ and CFCI₂ + O₂ reactions. The unimolecular elimination of Cl atoms from CF₂ClO and CFCI₂O radicals. *J. Phys. Chem.* **1992**, *96*, 1743-1748, doi:10.1021/j100183a046.
- Xing, J.-H.; Takahashi, K.; Hurley, M. D.; Wallington, T. J. Kinetics of the reaction of chlorine atoms with isoprene (2-methyl 1,3-butadiene, CH₂=C(CH₃)CH=CH₂) at 297 ± 2 K. *Chem. Phys. Lett.* **2009**, *472*, 39-43, doi:10.1016/j.cplett.2009.03.002.
- Xu, Z. F.; Lin, M. C. Computational studies on metathetical and redox processes of HOCl in the gas phase. 1. Reactions with H, O, HO, and HO₂. *J. Phys. Chem. A* **2009**, *113*, 8811-8817, doi:10.1021/jp905136h.
- Xu, Z. F.; Zhu, R. S.; Lin, M. C. Ab initio studies of ClO_x reactions: VI. Theoretical prediction of total rate constant and product branching probabilities for the HO₂ + ClO reaction. *J. Phys. Chem. A* **2003**, *107*, 3841-3850, doi:10.1021/jp0221237.
- Yamada, T.; El-Sinawi, A.; Siraj, M.; Taylor, P. H.; Peng, J.; Hu, X.; Marshall, P. Rate coefficients and mechanistic analysis for the reaction of hydroxyl radicals with 1,1-dichloroethylene and *trans*-1,2-dichloroethylene over an extended temperature range. *J. Phys. Chem. A* **2001**, *105*, 7588-7597, doi:10.1021/jp0109067.
- Yamada, T.; Fang, T. D.; Taylor, P. H.; Berry, R. J. Kinetics and thermochemistry of the OH radical reaction with CF₃CCl₂H and CF₃CFCI₂H. *J. Phys. Chem. A* **2000**, *104*, 5013-5022, doi:10.1021/jp993577f.
- Yamada, T.; Siraj, M.; Taylor, P. H.; Peng, J.; Hu, X.; Marshall, P. Rate coefficients and mechanistic analysis for reaction of OH with vinyl chloride between 293 and 730 K. *J. Phys. Chem. A* **2001**, *105*, 9436-9444, doi:10.1021/jp011545y.
- Yano, T.; Tschuikow-Roux, E. Competitive photochlorination of the fluoroethanes CH₃CHF₂, CH₂FCH₂F and CHF₂CHF₂. *J. Photochem.* **1986**, *32*, 25-37.
- Yokelson, R. J.; Burkholder, J. B.; Goldfarb, L.; Fox, R. W.; Gilles, M. K.; Ravishankara, A. R. Temperature dependent rate coefficient for the Cl + ClONO₂ reaction. *J. Phys. Chem.* **1995**, *99*, 13976-13983.
- Young, C. J.; Hurley, M. D.; Wallington, T. J.; Mabury, S. A. Atmospheric chemistry of CF₃CF₂H and CF₃CF₂CF₂H: Kinetics and products of gas-phase reactions with Cl atoms and OH radicals, infrared spectra, and formation of perfluorocarboxylic acids. *Chem. Phys. Lett.* **2009**, *473*, 251-256, doi:10.1016/j.cplett.2009.04.001.
- Yu, W. H. S.; Wijnen, M. H. J. Photolysis of chloroform in the presence of ethane at 25°C. *J. Chem. Phys.* **1970**, *52*, 2736-2739.
- Yujing, M.; Mellouki, A. Rate constants for the reactions of OH with chlorinated propanes. *Phys. Chem. Chem. Phys.* **2001**, *3*, 2614-2617, doi:10.1039/b102971c.
- Zagogianni, H.; Mellouki, A.; Poulet, G. Réactivité des radicaux Cl et ClO avec HNO₃. *C. R. Acad. Sci. Paris* **1987**, *Series II 304*, 573-578.
- Zahniser, M. S.; Berquist, B. M.; Kaufman, F. Kinetics of the reaction Cl + CH₄ → CH₃ + HCl from 200° to 500° K. *Int. J. Chem. Kinet.* **1978**, *10*, 15-29.
- Zahniser, M. S.; Chang, J.; Kaufman, F. Chlorine nitrate: Kinetics of formation by ClO + NO₂ + M and of reaction with OH. *J. Chem. Phys.* **1977**, *67*, 997-1003.
- Zahniser, M. S.; Kaufman, F. Kinetics of the reactions of ClO with O and with NO. *J. Chem. Phys.* **1977**, *66*, 3673-3681.
- Zahniser, M. S.; Kaufman, F.; Anderson, J. G. Kinetics of the reaction of OH with HCl. *Chem. Phys. Lett.* **1974**, *27*, 507-510.
- Zahniser, M. S.; Kaufman, F.; Anderson, J. G. Kinetics of the reaction Cl + O₃ → ClO + O₂. *Chem. Phys. Lett.* **1976**, *37*, 226-231.
- Zhang, Z.; Huie, R. E.; Kurylo, M. J. Rate constants for the reactions of OH with CH₃CFCl₂ (HCFC-141b), CH₃CF₂Cl (HCFC-142b), and CH₂FCF₃ (HFC-134a). *J. Phys. Chem.* **1992**, *96*, 1533-1535.

- Zhang, Z.; Liu, R.; Huie, R. E.; Kurylo, M. J. Rate constants for the gas phase reactions of the OH radical with $\text{CF}_3\text{CF}_2\text{CHCl}_2$ (HCFC-225ca) and $\text{CF}_2\text{ClCF}_2\text{CHClF}$ (HCFC-225cb). *Geophys. Res. Lett.* **1991**, *18*, 5-7.
- Zhang, Z.; Liu, R. F.; Huie, R. E.; Kurylo, M. J. A gas-phase reactivity study of OH radicals with 1,1-dichloroethene and *cis*- and *trans*-1,2-dichloroethene over the temperature range 240-400 K. *J. Phys. Chem.* **1991**, *95*, 194-196, doi:10.1021/j100154a039.
- Zhao, Z.; Huskey, D. T.; Nicovich, J. M.; Wine, P. H. Temperature-dependent kinetics study of the gas-phase reactions of atomic chlorine with acetone, 2-butanone, and 3-pentanone. *Int. J. Chem. Kinet.* **2008**, *40*, 259-267, doi:10.1002/kin.20321.

1.12 BrO_x Reactions

1.12.1 Table 1G: BrO_x Reactions

Reaction	Temperature Range of Exp. Data (K) ^a	A-Factor	E/R	k(298 K) ^b	f(298 K) ^c	g	Note
O + BrO → Br + O ₂	231–328	1.9×10 ⁻¹¹	-230	4.1×10 ⁻¹¹	1.5	150	G 1
O + HBr → OH + Br	221–554	5.8×10 ⁻¹²	1500	3.8×10 ⁻¹⁴	1.3	200	G 2
O + HOBr → OH + BrO	233–423	1.2×10 ⁻¹⁰	430	2.8×10 ⁻¹¹	3.0	300	G 3
O + BrONO ₂ → NO ₃ + BrO	227–339	1.9×10 ⁻¹¹	-215	3.9×10 ⁻¹¹	1.25	40	G 4
OH + Br ₂ → HOBr + Br	230–360	2.1×10 ⁻¹¹	-240	4.6×10 ⁻¹¹	1.1	50	G 5
OH + BrO → products	230–355	1.7×10 ⁻¹¹	-250	3.9×10 ⁻¹¹	1.4	100	G 6
OH + HBr → H ₂ O + Br	230–360	5.5×10 ⁻¹²	-200	1.1×10 ⁻¹¹	1.1	100	G 7
OH + CH ₃ Br → CH ₂ Br + H ₂ O	233–400	1.42×10 ⁻¹²	1150	3.0×10 ⁻¹⁴	1.07	100	G 8
OH + CH ₂ Br ₂ → CHBr ₂ + H ₂ O	244–375	2.0×10 ⁻¹²	840	1.2×10 ⁻¹³	1.1	100	G 9
OH + CHBr ₃ → CBr ₃ + H ₂ O	230–370	9.0×10 ⁻¹³	360	2.7×10 ⁻¹³	1.05	20	G 10
OH + CH ₂ ClBr → CHClBr + H ₂ O	230–376	2.1×10 ⁻¹²	880	1.1×10 ⁻¹³	1.07	100	G 11
OH + CHClBr ₂ → CClBr ₂ + H ₂ O	230–330	9.0×10 ⁻¹³	420	2.2×10 ⁻¹³	1.07	20	G 12
OH + CHCl ₂ Br → CCl ₂ Br + H ₂ O	230–330	9.4×10 ⁻¹³	510	1.7×10 ⁻¹³	1.07	20	G 13
OH + CHF ₂ Br → CF ₂ Br + H ₂ O (Halon-1201)	233–460	7.85×10 ⁻¹³	1300	1.0×10 ⁻¹⁴	1.07	100	G 14
OH + CF ₂ Br ₂ → products (Halon-1202)	298	1×10 ⁻¹²	>2200	<5×10 ⁻¹⁶			G 15
OH + CF ₃ Br → products (Halon-1301)	460	1×10 ⁻¹²	>3600	<6×10 ⁻¹⁸			G 16
OH + CF ₂ ClBr → products (Halon-1211)	373	1×10 ⁻¹²	>3500	<8×10 ⁻¹⁸			G 17
OH + CH ₃ CH ₂ Br → products	233–422	2.9×10 ⁻¹²	640	3.4×10 ⁻¹³	1.2	150	G 18
OH + CH ₂ BrCH ₂ Br → products	292–366	1.75×10 ⁻¹¹	1290	2.3×10 ⁻¹³	1.15	200	G 19
OH + CH ₂ BrCF ₃ → CHBrCF ₃ + H ₂ O (Halon-2301)	280–460	9.5×10 ⁻¹³	1200	1.7×10 ⁻¹⁴	1.2	150	G 20
OH + CHFBrCF ₃ → CFBrCF ₃ + H ₂ O (Halon-2401)	279–460	7.3×10 ⁻¹³	1120	1.7×10 ⁻¹⁴	1.2	100	G 21
OH + CHClBrCF ₃ → CClBrCF ₃ + H ₂ O (Halothane, Halon-2311)	298–460	1.1×10 ⁻¹²	940	4.7×10 ⁻¹⁴	1.2	150	G 22
OH + CHFClCF ₂ Br → FClCF ₂ Br + H ₂ O	315–372	8.4×10 ⁻¹³	1220	1.4×10 ⁻¹⁴	1.3	200	G 23
OH + CF ₂ BrCF ₂ Br → products (Halon-2402)	460	1×10 ⁻¹²	>3600	<6×10 ⁻¹⁸			G 24

Reaction	Temperature Range of Exp. Data (K) ^a	A-Factor	E/R	k(298 K) ^b	f(298 K) ^c	g	Note
OH + CH ₂ BrCH ₂ CH ₃ → products	210–480	3.0×10 ⁻¹²	330	1.0×10 ⁻¹²	1.05	50	G25
OH + CH ₃ CHBrCH ₃ → products	210–480	1.85×10 ⁻¹²	270	7.5×10 ⁻¹³	1.05	50	G26
OH + CHBr=CF ₂ → products	250–370	1.3×10 ⁻¹²	-370	4.5×10 ⁻¹²	1.1	20	G27
OH + CFBr=CF ₂ → products	250–370	2.0×10 ⁻¹²	-400	7.6×10 ⁻¹²	1.1	20	G28
OH + CH ₂ =CBrCF ₃ → products	220–370	1.06×10 ⁻¹²	-380	3.8×10 ⁻¹²	1.05	20	G29
OH + CH ₂ =CBrCF ₂ CF ₃ → products	250–370	9.5×10 ⁻¹²	-370	3.3×10 ⁻¹²	1.05	20	G30
OH + CH ₂ =CHCF ₂ CF ₂ Br → products	250–370	8.7×10 ⁻¹²	-200	1.7×10 ⁻¹²	1.1	20	G31
HO ₂ + Br → HBr + O ₂	230–355	4.8×10 ⁻¹²	310	1.7×10 ⁻¹²	1.3	150	G32
HO ₂ + BrO → products	210–360	4.5×10 ⁻¹²	-460	2.1×10 ⁻¹¹	1.15	100	G33
NO ₃ + HBr → HNO ₃ + Br	298			<1.0×10 ⁻¹⁶			G34
Cl + CH ₃ Br → HCl + CH ₂ Br	210–700	1.46×10 ⁻¹¹	1040	4.45×10 ⁻¹³	1.03	50	G35
Cl + CH ₂ Br ₂ → HCl + CHBr ₂	222–395	6.3×10 ⁻¹²	800	4.3×10 ⁻¹³	1.1	50	G36
Cl + CHBr ₃ → CBr ₃ + HCl	273–363	4.85×10 ⁻¹²	850	2.8×10 ⁻¹³	1.3	200	G37
Cl + CH ₂ ClBr → HCl + CHClBr	298	6.8×10 ⁻¹²	870	3.7×10 ⁻¹³	1.2	100	G38
Br + O ₃ → BrO + O ₂	195–422	1.6×10 ⁻¹¹	780	1.2×10 ⁻¹²	1.15	100	G39
Br + H ₂ O ₂ → HBr + HO ₂	298–378	1×10 ⁻¹¹	>3000	<5×10 ⁻¹⁶			G40
Br + NO ₂ \xrightarrow{M} BrNO ₂		(See Table 2-1)					
Br + NO ₃ → BrO + NO ₂	298			1.6×10 ⁻¹¹	2.0		G41
Br + H ₂ CO → HBr + HCO	223–480	1.7×10 ⁻¹¹	800	1.1×10 ⁻¹²	1.2	125	G42
Br + CH ₂ =C(CH ₃)CHO → products	301			2.3×10 ⁻¹¹ (1 atm air)	1.5		G43
Br + CH ₃ C(O)CH=CH ₂ → products	301			1.9×10 ⁻¹¹ (1 atm air)	1.5		G44
Br + CH ₂ =C(CH ₃)CH=CH ₂ \xleftrightarrow{M} X $\xrightarrow{O_2}$ products	210–298	(See Note)					G45
Br + CH ₂ =C(CH ₃)CH=CH ₂ → CH ₂ =C(-CH ₂)CH=CH ₂ + HBr	526–673	1.2×10 ⁻¹¹	2100	1.0×10 ⁻¹⁴	2.0	200	G46
Br-CH ₂ =C(CH ₃)CH=CH ₂ + O ₂ → products	297			3.2×10 ⁻¹³	1.5		G47
Br + OCIO → BrO + ClO	267–423	2.6×10 ⁻¹¹	1300	3.4×10 ⁻¹³	2.0	300	G48

Reaction	Temperature Range of Exp. Data (K) ^a	A-Factor	E/R	k(298 K) ^b	f(298 K) ^c	g	Note
Br + Cl ₂ O → BrCl + ClO	220–402	2.1×10 ⁻¹¹	470	4.3×10 ⁻¹²	1.3	150	G49
Br + Cl ₂ O ₂ → products	223–298	5.9×10 ⁻¹²	170	3.3×10 ⁻¹²	1.3	200	G50
BrO + O ₃ → products	298	<i>1×10⁻¹²</i>	<i>>3200</i>	<2×10 ⁻¹⁷			G51
BrO + NO → NO ₂ + Br	224–425	8.8×10 ⁻¹²	-260	2.1×10 ⁻¹¹	1.15	130	G52
BrO + NO ₂ \xrightarrow{M} BrONO ₂		(See Table 2-1)					
BrO + NO ₃ → products	298			1.0×10 ⁻¹²	3.0		G53
BrO + ClO → Br + OClO	200–400	9.5×10 ⁻¹³	-550	6.0×10 ⁻¹²	1.2	100	G54
→ Br + ClOO		2.3×10 ⁻¹²	-260	5.5×10 ⁻¹²	1.2	100	
→ BrCl + O ₂		4.1×10 ⁻¹³	-290	1.1×10 ⁻¹²	1.2	100	
BrO + BrO → products	220–348	1.5×10 ⁻¹²	-230	3.2×10 ⁻¹²	1.15	150	G55
OBrO + O ₃ → products	298			<1.5×10 ⁻¹⁵			G56
OBrO + NO → products	240–350	2.4×10 ⁻¹³	-610	1.8×10 ⁻¹²	3	200	G57
CH ₂ BrO ₂ + NO → CH ₂ O + NO ₂ + Br	298	<i>4×10⁻¹²</i>	<i>-300</i>	1.1×10 ⁻¹¹	1.5	200	G58

Shaded areas indicate changes or additions since JPL10-6. Italicized blue text denote estimates.

^a Temperature range of available experimental data. This is not necessarily the range of temperature over which the recommended Arrhenius parameters are applicable. See the corresponding note for each reaction for such information.

^b Units are cm³ molecule⁻¹ s⁻¹.

^c f(298 K) is the uncertainty factor at 298 K. To calculate the uncertainty at other temperatures, use the expression:

$$f(T) = f(298 \text{ K}) \exp \left| g \left(\frac{1}{T} - \frac{1}{298} \right) \right|$$

Note that the exponent is an absolute value.

1.12.2 Notes: BrO_x Reactions

- G1. O + BrO.** The preferred value is based on the value reported by Thorn et al.² using a dual laser flash photolysis-long path absorption-resonance fluorescence technique. Clyne et al.¹ reported a value approximately 40% lower.
(Table: 97-4, Note: 97-4, Evaluated: 10-6) [Back to Table](#)
- (1) Clyne, M. A. A.; Monkhouse, P. B.; Townsend, L. W. Reactions of O(³P₁) atoms with halogens: The rate constants for the elementary reactions O + BrCl, O + Br₂, and O + Cl₂. *Int. J. Chem. Kinet.* **1976**, *8*, 425-449.
 - (2) Thorn, R. P.; Cronkhite, J. M.; Nicovich, J. M.; Wine, P. H. Laser flash photolysis studies of radical-radical reaction kinetics: The O(³P₁) + BrO reaction. *J. Chem. Phys.* **1995**, *102*, 4131-4142.
- G2. O + HBr.** Results of the flash photolysis-resonance fluorescence study of Nava et al.² for 221–455 K and the laser flash photolysis-resonance fluorescence study of Nicovich and Wine³ for 250–402 K provide the only data at stratospheric temperatures. Results reported include those of Singleton and Cvetanovic⁴ for 298–554 K by a phase-shift technique, and discharge flow results of Brown and Smith¹ for 267–430 K and Takacs and Glass⁵ at 298 K. The recommended parameters are based on the results of Nava et al., Nicovich and Wine, and Singleton and Cvetanovic over the same temperature range, since these results are less subject to complications due to secondary chemistry than are the results using discharge flow techniques. The uncertainty at 298 K has been set to encompass these latter results.
(Table: 90-1, Note: 90-1, Evaluated: 10-6) [Back to Table](#)
- (1) Brown, R. D. H.; Smith, I. W. M. Absolute rate constants for the reactions O(³P) atoms with HCl and HBr. *Int. J. Chem. Kinet.* **1975**, *7*, 301-315.
 - (2) Nava, D. F.; Bosco, S. R.; Stief, L. J. Rate constant for the reaction of O(³P) with HBr from 221 to 455 K. *J. Chem. Phys.* **1983**, *78*, 2443-2448.
 - (3) Nicovich, J. M.; Wine, P. H. Kinetics of the reactions of O(³P) and Cl(²P) with HBr and Br₂. *Int. J. Chem. Kinet.* **1990**, *22*, 379-397.
 - (4) Singleton, D. L.; Cvetanovic, R. J. Temperature dependence of rate constants for the reactions of oxygen atoms, O(³P), with HBr and HI. *Can. J. Chem.* **1978**, *56*, 2934-2939.
 - (5) Takacs, G. A.; Glass, G. P. Reaction of atomic oxygen with hydrogen bromide. *J. Phys. Chem.* **1973**, *77*, 1182-1186.
- G3. O + HOBr.** The recommended value for k(298 K) is the mean of results of Monks et al.² and Kukui et al.¹ The temperature dependence is from Nesbitt et al.³ The A-factor from that study has been adjusted to fit the recommended room temperature value. Kukui et al. determined that the Br atom abstraction channel is the only pathway at room temperature.
(Table: 97-4, Note: 97-4, Evaluated: 10-6) [Back to Table](#)
- (1) Kukui, A.; Kirchner, U.; Benter, T.; Schindler, R. N. A gaskinetic investigation of HOBr reactions with Cl(²P), O(³P) and OH(²Π). The reaction of BrCl with OH(²Π). *Ber. Bunsenges. Phys. Chem.* **1996**, *100*, 455-461.
 - (2) Monks, P. S.; Nesbitt, F. L.; Scanlon, M.; Stief, L. J. HOBr kinetics: Reactions of halogen atoms, oxygen atoms, nitrogen atoms, and nitric oxide with HOBr. *J. Phys. Chem.* **1993**, *97*, 11699-11705.
 - (3) Nesbitt, F. L.; Monks, P. S.; Payne, W. A.; Stief, L. J.; Toumi, R. The reaction O(³P) + HOBr: Temperature dependence of the rate constant and importance of the reaction as an HOBr stratospheric loss process. *Geophys. Res. Lett.* **1995**, *22*, 827-830.
- G4. O + BrONO₂.** The recommendation is based on the study of Soller et al.² using a laser flash photolysis-resonance fluorescence technique over the temperature range 227–339 K. The recommended uncertainty parameters are larger than those reported by Soller et al. pending independent confirmation of their results. Burkholder¹ has coupled laser flash photolysis with detection of NO₃ by long path absorption spectroscopy to show that the NO₃ yield is >0.85 at 298 K.
(Table: 06-2, Note: 06-2, Evaluated: 06-2) [Back to Table](#)
- (1) Burkholder, J. B. NO₃ yield in the O(³P) + BrONO₂ reaction. *J. Phys. Chem. A* **2000**, *104*, 6733-6737, doi:10.1021/jp9942926.
 - (2) Soller, R.; Nicovich, J. M.; Wine, P. H. Temperature-dependent rate coefficients for the reactions of Br(²P_{3/2}), Cl(²P_{3/2}), and O(³P₁) with BrONO₂. *J. Phys. Chem. A* **2001**, *105*, 1416-1422, doi:10.1021/jp001947q.

G5. OH + Br₂. The recommended value for k(298 K) is the average of the values reported by Poulet et al.,⁵ Loewenstein and Anderson,⁴ Gilles et al.,³ and Bedjanian et al.¹ The temperature dependence is an average of the E/R values of Gilles et al. and Bedjanian et al. The room temperature results of Boodaghians et al.² are 40% lower than the recommended value for k(298 K) and were not considered due to their large experimental uncertainty. Loewenstein and Anderson determined that the exclusive products are Br + HOBr.

(Table: 06-2, Note: 06-2, Evaluated: 06-2) [Back to Table](#)

- (1) Bedjanian, Y.; Le Bras, G.; Poulet, G. Kinetic study of the reactions of Br₂ with OH and OD. *Int. J. Chem. Kinet.* **1999**, *31*, 698-704.
- (2) Boodaghians, R. B.; Hall, I. W.; Wayne, R. P. Kinetics of the reactions of the hydroxyl radical with molecular chlorine and bromine. *J. Chem. Soc. Faraday Trans. 2* **1987**, *83*, 529-538.
- (3) Gilles, M. K.; Burkholder, J. B.; Ravishankara, A. R. Rate coefficients for the reaction of OH with Cl₂, Br₂ and I₂ from 235 to 354 K. *Int. J. Chem. Kinet.* **1999**, *31*, 417-424.
- (4) Loewenstein, L. M.; Anderson, J. G. Rate and product measurements for the reactions of OH with Cl₂, Br₂, and BrCl at 298 K. Trend interpretations. *J. Phys. Chem.* **1984**, *88*, 6277-6286, doi:10.1021/j150669a045.
- (5) Poulet, G.; Laverdet, G.; Le Bras, G. Kinetics and products of the reaction of hydroxyl radical with molecular bromine. *Chem. Phys. Lett.* **1983**, *94*, 129-132.

G6. OH + BrO. The recommended value of k(298 K) is an average of the results of Gilles et al.² and Bedjanian et al.¹ The only temperature-dependent study is from Bedjanian et al. The recommendation for E/R is based on their results. The likely products of this reaction are Br + HO₂. Bedjanian et al. attempted to measure the branching ratio for HBr formation, but there were significant problems from secondary chemistry. An upper limit of 3% was reported for the HBr yield.

(Table: 06-2, Note: 06-2, Evaluated: 06-2) [Back to Table](#)

- (1) Bedjanian, Y.; Riffault, V.; Le Bras, G.; Poulet, G. Kinetics and mechanism of the OH and OD reactions with BrO. *J. Phys. Chem. A* **2001**, *105*, 6154-6166, doi:10.1021/jp010369q.
- (2) Gilles, M. K.; McCabe, D. C.; Burkholder, J. B.; Ravishankara, A. R. Measurement of the rate coefficient for the reaction of OH with BrO. *J. Phys. Chem. A* **2001**, *105*, 5849-5853, doi:10.1021/jp0039666.

G7. OH + HBr. The recommended value for k(298 K) is the average of the values reported by Ravishankara et al.⁷ using FP-RF, Jourdain et al.⁶ using DF-EPR, Cannon et al.³ using FP-LIF, Ravishankara et al.⁸ using LFP-RF and LFP-LIF, and Bedjanian et al.² using DF-MS. Values reported by Takacs and Glass¹¹ and Husain et al.⁴ as well as the preliminary value of Smith and Zellner¹⁰ are a factor of 2 lower and were not included in the derivation of the recommended value. The recommendation for the temperature dependence is derived from the data of Bedjanian et al.² This study obtained a small negative temperature dependence that is in qualitative agreement with the Laval nozzle studies of Sims et al.,⁹ Atkinson et al.,¹ and Jaramillo et al.⁵ over the 200–300 K temperature range. The data of Ravishankara et al.⁷ show no dependence on temperature over the range 249–416 K.

(Table: 06-2, Note: 06-2, Evaluated: 06-2) [Back to Table](#)

- (1) Atkinson, D. B.; Jaramillo, V. I.; Smith, M. A. Low-temperature kinetic behavior of the bimolecular reaction OH + HBr (76-242 K). *J. Phys. Chem. A* **1997**, *101*, 3356-3359.
- (2) Bedjanian, Y.; Riffault, V.; Le Bras, G.; Poulet, G. Kinetic study of the reactions of OH and OD with HBr and DBr. *J. Photochem. Photobiol. A: Chem.* **1999**, *128*, 15-25.
- (3) Cannon, B. D.; Robertshaw, J. S.; Smith, I. W. M.; Williams, M. D. A time-resolved LIF study of the kinetics of OH(v=0) and OH(v=1) with HCl and HBr. *Chem. Phys. Lett.* **1984**, *105*, 380-385.
- (4) Husain, D.; Plane, J. M. C.; Slater, N. K. H. Kinetic investigation of the reactions of OH(X²Π) with the hydrogen halides, HCl, DCl, HBr and DBr by time-resolved resonance fluorescence (A²Σ⁺ - X²Π). *J. Chem. Soc. Faraday Trans. 2* **1981**, *77*, 1949-1962.
- (5) Jaramillo, V. I.; Gougeon, S.; Le Picard, S.; Canosa, A.; Smith, M.; Rowe, B. A consensus view of the temperature dependence of the gas phase reaction: OH + HBr → H₂O + Br. *Int. J. Chem. Kinet.* **2002**, *34*, 339-344, doi:10.1002/kin.10056.
- (6) Jourdain, J. L.; Le Bras, G.; Combourieu, J. EPR determination of absolute rate constants for the reactions of H and OH radicals with hydrogen bromide. *Chem. Phys. Lett.* **1981**, *78*, 483-487.
- (7) Ravishankara, A. R.; Wine, P. H.; Langford, A. O. Absolute rate constant for the reaction OH + HBr → H₂O + Br. *Chem. Phys. Lett.* **1979**, *63*, 479-484.

- (8) Ravishankara, A. R.; Wine, P. H.; Wells, J. R. The OH + HBr reaction revisited. *J. Chem. Phys.* **1985**, *83*, 447-448.
- (9) Sims, I. R.; Smith, I. W. M.; Clary, D. C.; Bocherel, P.; Rowe, B. R. Ultra-low temperature kinetics of neutral-neutral reactions: New experimental and theoretical results for OH + HBr between 295 and 23 K. *J. Chem. Phys.* **1994**, *101*, 1748-1751.
- (10) Smith, I. W. M.; Zellner, R. Rate measurements of reactions of OH by resonance absorption. *J. Chem. Soc. Faraday Trans. 2* **1974**, *70*, 1045-1056.
- (11) Takacs, G. A.; Glass, G. P. Reactions of hydrogen atoms and hydroxyl radicals with hydrogen bromide. *J. Phys. Chem.* **1973**, *77*, 1060-1064.

G8. OH + CH₃Br. There are four studies of this reaction using different techniques that report 298 K rate constant values agreeing to within 10% and data that agree to better than 30% over a broad range of temperatures. The recommended value for k(298 K) was obtained from an average of the data from these four studies: the relative rate study of Hsu and DeMore⁴ (recalculated based on the recommendation for the rate constant for the OH + CH₃CHF₂ reference reaction given in the present evaluation and as discussed in the note for that reaction) and the absolute determinations by Chichinin et al.,¹ Mellouki et al.,⁵ and Zhang et al.⁷ The results of these extensive studies are preferred over the higher values reported in the earlier studies of Davis et al.² and Howard and Evenson.³ Although the room temperature value reported by Howard and Evenson³ is ~20% larger, it overlaps the recommended value within the reported experimental uncertainty. The data from Davis et al.² yield a k(298 K) value that is more than 30% larger than recommended, with the difference between their measured rate constants and those recommended increasing at lower temperatures. This is suggestive of the presence of reactive impurities in the sample of methyl bromide. Also considered, but not used in deriving the recommended Arrhenius parameters are data from the relative rate and absolute studies of Nilsson et al.⁶ These data lie higher than the results from almost all of the previous measurements, and exceed the recommended value of k(298 K) by ~38% and 60%, respectively. The relative rate results barely overlap the recommended k(298 K) value within the combined 95% confidence limits when the uncertainties in the reference rate constants are included. While the high rate constants obtained in the absolute measurements of Nilsson et al. cannot be explained, significantly higher rate constant values were also previously obtained using the same apparatus for the OH reactions with HFC-152a and HCFC-123. The recommended value for E/R was derived from a fit to the data of Mellouki et al.⁵ below 300 K. The somewhat more scattered low temperature data of Chichinin et al.¹ and Zhang et al.⁷ are encompassed within the recommended uncertainties.

(Table: 15-10, Note: 15-10, Evaluated: 15-10) [Back to Table](#)

- (1) Chichinin, A.; Teton, S.; Le Bras, G.; Poulet, G. Kinetic investigation of the OH + CH₃Br reaction between 248 and 390 K. *J. Atmos. Chem.* **1994**, *18*, 239-245.
- (2) Davis, D. D.; Machado, G.; Conaway, B.; Oh, Y.; Watson, R. A temperature dependent kinetics study of the reaction of OH with CH₃Cl, CH₂Cl₂, CHCl₃, and CH₃Br. *J. Chem. Phys.* **1976**, *65*, 1268-1274.
- (3) Howard, C. J.; Evenson, K. M. Rate constants for the reactions of OH with CH₄ and fluorine, chlorine, and bromine substituted methanes at 296 K. *J. Chem. Phys.* **1976**, *64*, 197-202.
- (4) Hsu, K. J.; DeMore, W. B. Rate constants for the reactions of OH with CH₃Cl, CH₂Cl₂, CHCl₃, and CH₃Br. *Geophys. Res. Lett.* **1994**, *21*, 805-808.
- (5) Mellouki, A.; Talukdar, R. K.; Schmoltner, A.-M.; Gierczak, T.; Mills, M. J.; Soloman, S.; Ravishankara, A. R. Atmospheric lifetimes and ozone depletion potentials of methyl bromide (CH₃Br) and dibromomethane (CH₂Br₂). *Geophys. Res. Lett.* **1992**, *19*, 2059-2062.
- (6) Nilsson, E. J. K.; Joelsson, I. M. T.; Heimdal, J.; Johnson, M. S.; Nielsen, O. J. Re-evaluation of the reaction rate coefficient of CH₃Br + OH with implications for the atmospheric budget of methyl bromide. *Atmos. Environ.* **2013**, *80*, 70-74, doi:10.1016/j.atmosenv.2013.07.046.
- (7) Zhang, Z.; Saini, R. D.; Kurylo, M. J.; Huie, R. E. A temperature dependent kinetic study of the reaction of the hydroxyl radical with CH₃Br. *Geophys. Res. Lett.* **1992**, *19*, 2413-2416.

G9. OH + CH₂Br₂. The recommended value for k(298 K) is an average of the values from the absolute studies of Mellouki et al.² and Zhang et al.⁴ and from the relative rate measurements of DeMore¹ (recalculated based on the recommendation for the rate constant for the OH + CH₂Cl₂ reference reaction given in this evaluation) and Orlando et al.³ (recalculated based on the recommendation for the rate constant for the OH + CH₃C(O)CH₃ reference reaction given in this evaluation). The recommended value of E/R is derived from an Arrhenius fit to the data of Mellouki et al.² The uncertainty parameters reflect the latest understanding of the reactivities of this and similar compounds.

(Table: 02-25, Note: 15-10, Evaluated: 15-10) [Back to Table](#)

- (1) DeMore, W. B. Experimental and estimated rate constants for the reactions of hydroxyl radicals with several halocarbons. *J. Phys. Chem.* **1996**, *100*, 5813-5820.
- (2) Mellouki, A.; Talukdar, R. K.; Schmoltner, A.-M.; Gierczak, T.; Mills, M. J.; Soloman, S.; Ravishankara, A. R. Atmospheric lifetimes and ozone depletion potentials of methyl bromide (CH₃Br) and dibromomethane (CH₂Br₂). *Geophys. Res. Lett.* **1992**, *19*, 2059-2062.
- (3) Orlando, J. J.; Tyndall, G. S.; Wallington, T. J.; Dill, M. Atmospheric chemistry of CH₂Br₂: Rate coefficients for its reaction with Cl atoms and OH and the chemistry of the CHBr₂O radical. *Int. J. Chem. Kinet.* **1996**, *28*, 433-442.
- (4) Zhang, D. Q.; Zhong, J. X.; Qiu, L. X. Kinetics of the reaction of hydroxyl radicals with CH₂Br₂ and its implications in the atmosphere. *J. Atmos. Chem.* **1997**, *27*, 209-215.

G10. OH + CHBr₃. The recommended Arrhenius parameters are derived from the data from the absolute rate study of Orkin et al.² The results from the relative rate study of DeMore¹ (recalculated based on the recommendation for the rate constant for the OH + CH₂Cl₂ reference reaction given in this evaluation) lie systematically lower and exhibit a stronger temperature dependence. The results of the Orkin et al.² investigation have been used in the rate constant recommendations for the OH reactions with CHBr₃, CHClBr₂, and CHCl₂Br. The observed systematic changes in the rate constants and temperature dependences found in this study are consistent with expectations based on increasing Cl atom substitution.

(Table: 15-10, Note: 15-10, Evaluated: 15-10) [Back to Table](#)

- (1) DeMore, W. B. Experimental and estimated rate constants for the reactions of hydroxyl radicals with several halocarbons. *J. Phys. Chem.* **1996**, *100*, 5813-5820.
- (2) Orkin, V. L.; Khamaganov, V. G.; Kozlov, S. N.; Kurylo, M. J. Measurements of rate constants for the OH reactions with bromoform (CHBr₃), CHBr₂Cl, CHBrCl₂, and epichlorohydrin (C₃H₅ClO). *J. Phys. Chem. A* **2013**, *117*, 3809-3818, doi:10.1021/jp3128753.

G11. OH + CH₂ClBr. The recommended value for k(298 K) is an average of the values from two relative rate studies by DeMore² (recalculated based on the recommended rate constant for the OH + CH₂Cl₂ reference reaction) and Bilde et al.¹ (recalculated using the recommended rate constant for the OH + CH₂Br₂ reference reaction) and two absolute determinations by Orkin et al.,³ all of which are in good agreement. The recommended E/R is obtained from a fit to the data of DeMore and Orkin et al. after scaling each data set to the recommended k(298 K).

(Table: 15-10, Note: 15-10, Evaluated: 15-10) [Back to Table](#)

- (1) Bilde, M.; Wallington, T. J.; Ferronato, G.; Orlando, J. J.; Tyndall, G. S.; Estupinan, E.; Haberkorn, S. Atmospheric chemistry of CH₂BrCl, CHBrCl₂, CHBr₂Cl, CF₃CHBrCl, and CBr₂Cl₂. *J. Phys. Chem. A* **1998**, *102*, 1976-1986, doi:10.1021/jp9733375.
- (2) DeMore, W. B. Experimental and estimated rate constants for the reactions of hydroxyl radicals with several halocarbons. *J. Phys. Chem.* **1996**, *100*, 5813-5820.
- (3) Orkin, V. L.; Khamaganov, V. G.; Guschin, A. G.; Huie, R. E.; Kurylo, M. J. Atmospheric fate of chlorobromomethane: Rate constant for the reaction with OH, UV spectrum, and water solubility. *J. Phys. Chem. A* **1997**, *101*, 174-178.

G12. OH + CHClBr₂. The recommended Arrhenius parameters are derived from the data from the absolute rate study of Orkin et al.¹ As discussed in the note for the reaction of OH with CHBr₃, the observed systematic changes in the rate constants for the OH reactions with CHBr₃, CHClBr₂, and CHCl₂Br and the temperature dependences found in this study are consistent with expectations based on increasing Cl atom substitution and provide the basis for the assignment of the uncertainty parameters.

(Table: 15-10, Note: 15-10, Evaluated 15-10) [Back to Table](#)

- (1) Orkin, V. L.; Khamaganov, V. G.; Kozlov, S. N.; Kurylo, M. J. Measurements of rate constants for the OH reactions with bromoform (CHBr₃), CHBr₂Cl, CHBrCl₂, and epichlorohydrin (C₃H₅ClO). *J. Phys. Chem. A* **2013**, *117*, 3809-3818, doi:10.1021/jp3128753.

G13. OH + CHCl₂Br. The recommended Arrhenius parameters are derived from the data from the absolute rate study of Orkin et al.² As discussed in the note for the reaction of OH with CHBr₃, the observed systematic changes in the rate constants for the OH reactions with CHBr₃, CHClBr₂, and CHCl₂Br and the temperature dependences found in this study are consistent with expectations based on increasing Cl atom substitution and provide the basis for the assignment of the uncertainty parameters. The room temperature rate constants determined in the relative rate study by Bilde et al.¹ (recalculated using the recommended rate constants for

the OH + CH₂Br₂ and CH₂ClBr reference reactions) lie approximately 20% and 50% lower respectively than recommended.

(Table: 15-10, Note: 15-10, Evaluated 15-10) [Back to Table](#)

- (1) Bilde, M.; Wallington, T. J.; Ferronato, C.; Orlando, J. J.; Tyndall, G. S.; Estupiñan, E.; Haberkorn, S. Atmospheric chemistry of CH₂BrCl, CHBrCl₂, CHBr₂Cl, CF₃CHBrCl, and CBr₂Cl₂. *J. Phys. Chem. A* **1998**, *102*, 1976-1986, doi:10.1021/jp9733375.
- (2) Orkin, V. L.; Khamaganov, V. G.; Kozlov, S. N.; Kurylo, M. J. Measurements of rate constants for the OH reactions with bromoform (CHBr₃), CHBr₂Cl, CHBrCl₂, and epichlorohydrin (C₃H₅ClO). *J. Phys. Chem. A* **2013**, *117*, 3809-3818, doi:10.1021/jp3128753.

G14. OH + CHF₂Br (Halon-1201). There are very consistent results from four studies of this reaction: Talukdar et al.⁴ (using two different measurement techniques, DF-LMR and PLP-LIF), Orkin and Khamaganov³ (using DF-EPR), and Hsu and DeMore² (relative rate measurements recalculated using the recommended rate constant for the OH + CH₄ reference reaction). Talukdar et al.⁴ noted a slight curvature in the Arrhenius plot at the higher temperatures, which is also supported by the data from Orkin and Khamaganov.³ Below 400 K, all four data sets exhibit nearly identical temperature dependences with E/R values ranging from 1271 to 1338 K⁻¹. The recommended value for k(298 K) is an average of the rate constants derived from each of the four studies. The recommended value for E/R is derived from a combined fit to the data from these four studies below 400 K after each data set was scaled to the recommended k(298 K). These data are preferred over the consistently higher results reported by Brown et al.¹

(Table: 15-10, Note: 15-10, Evaluated: 15-10) [Back to Table](#)

- (1) Brown, A. C.; Canosa-Mas, C. E.; Parr, A. D.; Rothwell, K.; Wayne, R. P. Tropospheric lifetimes of three compounds for possible replacement of CFC and halons. *Nature* **1990**, *347*, 541-543.
- (2) Hsu, K. J.; DeMore, W. B. Rate constants and temperature dependences for the reactions of hydroxyl radical with several halogenated methanes, ethanes, and propanes by relative rate measurements. *J. Phys. Chem.* **1995**, *99*, 1235-1244.
- (3) Orkin, V. L.; Khamaganov, V. G. Rate constants for reactions of OH radicals with some Br-containing haloalkanes. *J. Atmos. Chem.* **1993**, *16*, 169-178.
- (4) Talukdar, R.; Mellouki, A.; Gierczak, T.; Burkholder, J. B.; McKeen, S. A.; Ravishankara, A. R. Atmospheric lifetime of CHF₂Br, a proposed substitute for halons. *Science* **1991**, *252*, 693-695.

G15. OH + CF₂Br₂ (Halon-1202). The A factor was estimated and a lower limit for E/R was derived using the upper limit for the 298 K rate constant reported by Burkholder et al.¹ in a study using pulsed photolysis-LIF and DF-LMR techniques.

(Table: 02-25, Note: 02-25, Evaluated: 15-10) [Back to Table](#)

- (1) Burkholder, J. B.; Wilson, R. R.; Gierczak, T.; Talukdar, R.; McKeen, S. A.; Orlando, J. J.; Vaghjiani, G. L.; Ravishankara, A. R. Atmospheric fate of CF₃Br, CF₂Br₂, CF₂ClBr, and CF₂BrCF₂Br. *J. Geophys. Res.* **1991**, *96*, 5025-5043.

G16. OH + CF₃Br (Halon-1301). The A-factor was estimated and a lower limit for E/R was derived using the upper limit for the 460 K rate constant reported by Orkin and Khamaganov.³ These parameters were then used to calculate an upper limit for k(298 K). The upper limit for k(298 K) determined by Burkholder et al.¹ using pulsed photolysis-LIF and DF-LMR techniques at room temperature is understandably higher. A less sensitive upper limit was also reported by Le Bras and Combourieu.²

(Table: 02-25, Note: 02-25, Evaluated: 15-10) [Back to Table](#)

- (1) Burkholder, J. B.; Wilson, R. R.; Gierczak, T.; Talukdar, R.; McKeen, S. A.; Orlando, J. J.; Vaghjiani, G. L.; Ravishankara, A. R. Atmospheric fate of CF₃Br, CF₂Br₂, CF₂ClBr, and CF₂BrCF₂Br. *J. Geophys. Res.* **1991**, *96*, 5025-5043.
- (2) Le Bras, G.; Combourieu, J. EPR kinetic study of the reactions of CF₃Br with H atoms and OH radicals. *Int. J. Chem. Kinet.* **1978**, *10*, 1205-1213.
- (3) Orkin, V. L.; Khamaganov, V. G. Rate constants for reactions of OH radicals with some Br-containing haloalkanes. *J. Atmos. Chem.* **1993**, *16*, 169-178.

G17. OH + CF₂ClBr (Halon-1211). A lower limit for E/R was derived using an estimated A factor of 1×10^{-12} and the upper limit for the 373 K rate constant reported by Burkholder et al.¹ in a study using pulsed photolysis-LIF and DF-LMR techniques. A less sensitive upper limit was reported by Clyne and Holt.²

(Table: 15-10, Note: 15-10, Evaluated: 15-10) [Back to Table](#)

- (1) Burkholder, J. B.; Wilson, R. R.; Gierczak, T.; Talukdar, R.; McKeen, S. A.; Orlando, J. J.; Vaghjiani, G. L.; Ravishankara, A. R. Atmospheric fate of CF₃Br, CF₂Br₂, CF₂ClBr, and CF₂BrCF₂Br. *J. Geophys. Res.* **1991**, *96*, 5025-5043.
- (2) Clyne, M. A. A.; Holt, P. M. Reaction kinetics involving ground X²Π and excited A²Σ⁺ hydroxyl radicals Part 1.-Quenching kinetics of OH A²Σ⁺ and rate constants for reactions of OH X²Π with CH₃CCl₃ and CO. *J. Chem. Soc. Faraday Trans. 2* **1979**, *75*, 569-581.

G18. OH + CH₃CH₂Br. The recommended values for k(298 K) and E/R are derived from a fit to the data (T ≤ 300 K) of Herndon et al.² These data suggest a curvature of the Arrhenius plot similar to that found for the OH reaction with CH₃CH₂F. The data of Qiu et al.³ (which include earlier data reported by the same research group in Xing et al.⁴) were not used because they were obtained mainly above room temperature and exhibit a very steep temperature dependence resulting in a value for E/R that is larger than the E/R value obtained from data at T > 298 K for the OH reaction with CH₃CH₂F. The k(300 K) value reported by Donaghy et al.¹ seems too low for this reaction when compared with the recommendation for the presumably slower (and better studied) OH reaction with CH₃CH₂F.

(Table: 02-25, Note: 02-25, Evaluated: 02-25) [Back to Table](#)

- (1) Donaghy, T.; Shanahan, I.; Hande, M.; Fitzpatrick, S. Rate constants and atmospheric lifetimes for the reactions of OH radicals and Cl atoms with haloalkanes. *Int. J. Chem. Kinet.* **1993**, *25*, 273-284.
- (2) Herndon, S. C.; Gierczak, T.; Talukdar, R. K.; Ravishankara, A. R. Kinetics of the reactions of OH with several alkyl halides. *Phys. Chem. Chem. Phys.* **2001**, *3*, 4529-4535, doi:10.1039/b105188c.
- (3) Qiu, L. X.; Shi, S.-H.; Xing, S. B.; Chen, X. G. Rate constants for the reactions of OH with five halogen-substituted ethanes from 292 to 366 K. *J. Phys. Chem.* **1992**, *96*, 685-689.
- (4) Xing, S. B.; Shi, S.-H.; Qiu, L. X. Kinetics studies of reactions of OH radicals with four haloethanes Part I. Experiment and BEBO calculation. *Int. J. Chem. Kinet.* **1992**, *24*, 1-10.

G19. OH + CH₂BrCH₂Br. The recommended value for k(298 K) is an average of the values reported by Howard and Evenson,² Arnts et al.,¹ and Qiu et al.³ The recommended value for E/R is taken from the data of Qiu et al.

(Table: 15-10, Note: 15-10, Evaluated: 15-10) [Back to Table](#)

- (1) Arnts, R. R.; Seila, R. L.; Bufalini, J. J. Determination of room temperature OH rate constants for acetylene, ethylene dichloride, ethylene dibromide, p-dichlorobenzene and carbon disulfide. *J. Air Pollut. Control Assoc.* **1989**, *39*, 453-460.
- (2) Howard, C. J.; Evenson, K. M. Rate constants for the reactions of OH with ethane and some halogen substituted ethanes at 296 K. *J. Chem. Phys.* **1976**, *64*, 4303-4306.
- (3) Qiu, L. X.; Shi, S.-H.; Xing, S. B.; Chen, X. G. Rate constants for the reactions of OH with five halogen-substituted ethanes from 292 to 366 K. *J. Phys. Chem.* **1992**, *96*, 685-689.

G20. OH + CH₂BrCF₃ (Halon-2301). The recommended value for k(298 K) is an average of the 298 K rate constants obtained from Arrhenius fits to the data of Nelson et al.¹ and Orkin and Khamaganov.² The recommended value of E/R was derived from a combined fit to both data sets (for T < 400 K) after scaling each one to the recommended value of k(298 K).

(Table: 15-10, Note: 15-10, Evaluated: 15-10) [Back to Table](#)

- (1) Nelson, D. D., Jr.; Zahniser, M. S.; Kolb, C. E. OH reaction kinetics and atmospheric lifetimes of CF₃CFHCF₃ and CF₃CH₂Br. *Geophys. Res. Lett.* **1993**, *20*, 197-200.
- (2) Orkin, V. L.; Khamaganov, V. G. Rate constants for reactions of OH radicals with some Br-containing haloalkanes. *J. Atmos. Chem.* **1993**, *16*, 169-178.

G21. OH + CHFBrCF₃ (Halon-2401). The recommended Arrhenius parameters are derived from a combined fit to the data (below 400 K) of Orkin and Khamaganov² and Brown et al.¹, which are in good agreement.

(Table: 02-25, Note: 02-25, Evaluated: 02-25) [Back to Table](#)

- (1) Brown, A. C.; Canosa-Mas, C. E.; Parr, A. D.; Rothwell, K.; Wayne, R. P. Tropospheric lifetimes of three compounds for possible replacement of CFC and halons. *Nature* **1990**, *347*, 541-543.
- (2) Orkin, V. L.; Khamaganov, V. G. Rate constants for reactions of OH radicals with some Br-containing haloalkanes. *J. Atmos. Chem.* **1993**, *16*, 169-178.

G22. OH + CHClBrCF₃ (Halothane, Halon-2311). The recommended Arrhenius parameters are derived from a fit to the data of Orkin and Khamaganov² (for T ≤ 400 K). The room temperature value measured by Brown et al.¹ lies somewhat higher than this recommendation but is encompassed within the 2σ confidence limits. (Table: 02-25, Note: 02-25, Evaluated: 02-25) [Back to Table](#)

- (1) Brown, A. C.; Canosa-Mas, C. E.; Parr, A. D.; Wayne, R. P. Laboratory studies of some halogenated ethanes and ethers: Measurements of rates of reaction with OH and of infrared absorption cross-sections. *Atmos. Environ.* **1990**, *24A*, 2499-2511.
- (2) Orkin, V. L.; Khamaganov, V. G. Rate constants for reactions of OH radicals with some Br-containing haloalkanes. *J. Atmos. Chem.* **1993**, *16*, 169-178.

G23. OH + CHFClCF₂Br. The recommended Arrhenius parameters are derived from a fit to the data from the relative rate study of DeMore¹ (recalculated based on the recommended rate constant for the OH + CH₃CCl₃ reference reaction).

(Table: 02-25, Note: 02-25, Evaluated: 02-25) [Back to Table](#)

- (1) DeMore, W. B. Experimental and estimated rate constants for the reactions of hydroxyl radicals with several halocarbons. *J. Phys. Chem.* **1996**, *100*, 5813-5820.

G24. OH + CF₂BrCF₂Br (Halon-2402). The A-factor was estimated and a lower limit for E/R was derived by using the upper limit for the rate constant at 460 K reported by Orkin and Khamaganov.² These parameters were then used to calculate a recommended upper limit for k(298 K). The upper limit for k(298 K) determined by Burkholder et al.¹ in a study using pulsed photolysis-LIF and DF-LMR techniques at room temperature is understandably higher.

(Table: 02-25, Note: 02-25, Evaluated: 15-10) [Back to Table](#)

- (1) Burkholder, J. B.; Wilson, R. R.; Gierczak, T.; Talukdar, R.; McKeen, S. A.; Orlando, J. J.; Vaghjiani, G. L.; Ravishankara, A. R. Atmospheric fate of CF₃Br, CF₂Br₂, CF₂ClBr, and CF₂BrCF₂Br. *J. Geophys. Res.* **1991**, *96*, 5025-5043.
- (2) Orkin, V. L.; Khamaganov, V. G. Rate constants for reactions of OH radicals with some Br-containing haloalkanes. *J. Atmos. Chem.* **1993**, *16*, 169-178.

G25. OH + CH₂BrCH₂CH₃. The recommended value for k(298 K) is an average of k(298 K) values derived from Arrhenius fits to the data from Donaghy et al.¹ (using cyclopropane as the reference reactant), Teton et al.,⁶ Nelson et al.,⁵ Herndon et al.,³ Gilles et al.,² and Kozlov et al.⁴ Significant curvature in the Arrhenius plot has been observed over the 480 K to 210 K temperature range, due to the three different hydrogen-abstraction reaction channels. These channels have been quantified in the study of Gilles et al. In spite of the noticeable Arrhenius curvature, the data below 300 K can be reasonably well represented by a two-parameter Arrhenius expression. The recommended value of E/R is an average of the E/R values obtained from fits to the data (for T ≤ 300 K) from Gilles et al.² and Kozlov et al.⁴ The data over the complete temperature range (210–480 K) can be represented by the three-parameter equation from Kozlov et al.⁴

$$k(T) = 3.0 \times 10^{-13} (T/298)^{2.8} \exp(+369/T)$$

(Table: 10-6, Note: 15-10, Evaluated: 10-6) [Back to Table](#)

- (1) Donaghy, T.; Shanahan, I.; Hande, M.; Fitzpatrick, S. Rate constants and atmospheric lifetimes for the reactions of OH radicals and Cl atoms with haloalkanes. *Int. J. Chem. Kinet.* **1993**, *25*, 273-284.
- (2) Gilles, M. K.; Burkholder, J. B.; Gierczak, T.; Marshall, P.; Ravishankara, A. R. Rate coefficient and product branching measurements for the reaction OH + bromopropane from 230 to 360 K. *J. Phys. Chem. A* **2002**, *104*, 8945-8950, doi:10.1021/jp014736+.
- (3) Herndon, S. C.; Gierczak, T.; Talukdar, R. K.; Ravishankara, A. R. Kinetics of the reactions of OH with several alkyl halides. *Phys. Chem. Chem. Phys.* **2001**, *3*, 4529-4535, doi:10.1039/b105188c.
- (4) Kozlov, S. N.; Orkin, V. L.; Huie, R. E.; Kurylo, M. J. OH reactivity and UV spectra of propane, n-propyl bromide, and isopropyl bromide. *J. Phys. Chem. A* **2003**, *107*, 1333-1338, doi:10.1021/jp021806j.
- (5) Nelson, D. D., Jr.; Wormhoudt, J. C.; Zahniser, M. S.; Kolb, C. E.; Ko, M. K. W.; Weisenstein, D. K. OH reaction kinetics and atmospheric impact of 1-bromopropane. *J. Phys. Chem. A* **1997**, *101*, 4987-4990.
- (6) Teton, S.; El-Boudali, A.; Mellouki, A. Rate constants for the reactions of OH radicals with 1- and 2-bromopropane. *J. Chim. Phys.* **1996**, *93*, 274-282.

G26. OH + CH₃CHBrCH₃. The recommendation for k(298 K) is an average of the values derived from the absolute rate studies of Herndon et al.,³ Kozlov et al.,⁴ and Bryukov et al.¹ and from the relative rate study of Donaghy et al.² (using cyclopropane as the reference reactant). Significant curvature in the Arrhenius plot has been observed over the 480 K to 210 K temperature range, presumably due to the existence of two different hydrogen-abstraction channels. In spite of the noticeable Arrhenius curvature, the data below 300 K can be reasonably well represented by a two-parameter Arrhenius fit. The recommended value for E/R is an average of the parameters derived from Arrhenius fits to the data (T ≤ 300 K) of Herndon et al.³ and Kozlov et al.,⁴ which are in excellent agreement. The absolute temperature-dependent data of Teton et al.⁵ lie systematically higher than those from the three more recent studies. The data over the complete temperature range (210 K – 480 K) can be represented by the three-parameter equation from Kozlov et al.⁴

$$k(T) = 1.66 \times 10^{-13} (T/298)^{2.95} \exp(+461/T)$$

(Table: 10-6, Note: 15-10, Evaluated: 10-6) [Back to Table](#)

- (1) Bryukov, M. G.; Vidrine, R. G.; Dellinger, B. Temperature-dependent kinetics study of the gas-phase reactions of OH with n- and i-propyl bromide. *J. Phys. Chem. A* **2007**, *111*, 6197-6203, doi:10.1021/jp072693c.
- (2) Donaghy, T.; Shanahan, I.; Hande, M.; Fitzpatrick, S. Rate constants and atmospheric lifetimes for the reactions of OH radicals and Cl atoms with haloalkanes. *Int. J. Chem. Kinet.* **1993**, *25*, 273-284.
- (3) Herndon, S. C.; Gierczak, T.; Talukdar, R. K.; Ravishankara, A. R. Kinetics of the reactions of OH with several alkyl halides. *Phys. Chem. Chem. Phys.* **2001**, *3*, 4529-4535, doi:10.1039/b105188c.
- (4) Kozlov, S. N.; Orkin, V. L.; Huie, R. E.; Kurylo, M. J. OH reactivity and UV spectra of propane, n-propyl bromide, and isopropyl bromide. *J. Phys. Chem. A* **2003**, *107*, 1333-1338, doi:10.1021/jp021806j.
- (5) Teton, S.; El-Boudali, A.; Mellouki, A. Rate constants for the reactions of OH radicals with 1- and 2-bromopropane. *J. Chim. Phys.* **1996**, *93*, 274-282.

G27. OH + CHBr=CF₂. The recommended Arrhenius parameters are derived from the data of Orkin et al.¹ (Table: 15-10, Note: 15-10, Evaluated: 15-10) [Back to Table](#)

- (1) Orkin, V. L.; Louis, F.; Huie, R. E.; Kurylo, M. J. Photochemistry of bromine-containing fluorinated alkenes: Reactivity toward OH and UV spectra. *J. Phys. Chem. A* **2002**, *106*, 10195-10199, doi:10.1021/jp014436s.

G28. OH + CFBr=CF₂. The recommended Arrhenius parameters are derived from the data of Orkin et al.¹ (Table: 15-10, Note: 15-10, Evaluated: 15-10) [Back to Table](#)

- (1) Orkin, V. L.; Louis, F.; Huie, R. E.; Kurylo, M. J. Photochemistry of bromine-containing fluorinated alkenes: Reactivity toward OH and UV spectra. *J. Phys. Chem. A* **2002**, *106*, 10195-10199, doi:10.1021/jp014436s.

G29. OH + CH₂=CBrCF₃. The recommended Arrhenius parameters are derived from a fit to the data (T < 300 K) of Patten et al.² Earlier, less extensive data from the same laboratory (Orkin et al.¹) are in excellent agreement. The room temperature data from the relative rate study of Sulbaek-Andersen et al.³ are also in very good agreement after recalculation using the latest recommended values for the reference reactions. While a standard Arrhenius parameterization provides a very good representation of the rate constants below room temperature, a pronounced curvature can be seen in the data over the full temperature range. Thus, the data over the complete temperature range (220–370 K) can be represented by the three-parameter equation

$$k(T) = 4.85 \times 10^{-13} (T/298)^{0.92} \exp(+613/T)$$

(Table: 15-10, Note: 15-10, Evaluated: 15-10) [Back to Table](#)

- (1) Orkin, V. L.; Louis, F.; Huie, R. E.; Kurylo, M. J. Photochemistry of bromine-containing fluorinated alkenes: Reactivity toward OH and UV spectra. *J. Phys. Chem. A* **2002**, *106*, 10195-10199, doi:10.1021/jp014436s.
- (2) Patten, K. O.; Khamaganov, V. G.; Orkin, V. L.; Baughcum, S. L.; Wuebbles, D. J. OH reaction rate constant, IR absorption spectrum, ozone depletion potentials and global warming potentials of 2-bromo-3,3,3-trifluoropropene. *J. Geophys. Res.* **2011**, *116*, D24307, doi:10.1029/2011JD016518.
- (3) Sulbaek-Andersen, M. P.; Hurley, M. D.; Wallington, T. J. Kinetics of the gas phase reactions of chlorine atoms and OH radicals with CF₃CBr=CH₂ and CF₃CF₂CBr=CH₂. *Chem. Phys. Lett.* **2009**, *482*, 20-23, doi:10.1016/j.cplett.2009.09.056.

G30. OH + CH₂=CBrCF₂CF₃. The recommended value for k(298 K) is an average of the values from the absolute rate study of Orkin et al.¹ and the relative rate study of Sulbaek-Andersen et al.² after recalculation using the latest recommended values for the reference reactions. The recommended value for E/R is derived from the data of Orkin et al.

(Table: 15-10, Note: 15-10, Evaluated: 15-10) [Back to Table](#)

- (1) Orkin, V. L.; Louis, F.; Huie, R. E.; Kurylo, M. J. Photochemistry of bromine-containing fluorinated alkenes: Reactivity toward OH and UV spectra. *J. Phys. Chem. A* **2002**, *106*, 10195-10199, doi:10.1021/jp014436s.
- (2) Sulbaek-Andersen, M. P.; Hurley, M. D.; Wallington, T. J. Kinetics of the gas phase reactions of chlorine atoms and OH radicals with CF₃CBr=CH₂ and CF₃CF₂CBr=CH₂. *Chem. Phys. Lett.* **2009**, *482*, 20-23, doi:10.1016/j.cplett.2009.09.056.

G31. OH + CH₂=CHCF₂CF₂Br. The recommended Arrhenius parameters are derived from the data of Orkin et al.¹

(Table: 15-10, Note: 15-10, Evaluated: 15-10) [Back to Table](#)

- (1) Orkin, V. L.; Louis, F.; Huie, R. E.; Kurylo, M. J. Photochemistry of bromine-containing fluorinated alkenes: Reactivity toward OH and UV spectra. *J. Phys. Chem. A* **2002**, *106*, 10195-10199, doi:10.1021/jp014436s.

G32. HO₂ + Br. The recommended value for k(298 K) was obtained from an average of the results of Laverdet et al.,² Toohey et al.,⁵ and Bedjanian et al.¹ The results of Posey et al.³ were not considered because of problems with the experimental method. The results of Poulet et al.⁴ were also not considered because of complications associated with secondary reactions. The recommendation for the temperature dependence is based on the results of Bedjanian et al.¹

(Table: 06-2, Note: 06-2, Evaluated: 06-2) [Back to Table](#)

- (1) Bedjanian, Y.; Riffault, V.; Le Bras, G.; Poulet, G. Kinetic study of the reactions of Br with HO₂ and DO₂. *J. Phys. Chem. A* **2001**, *105*, 573-578, doi:10.1021/jp002731r.
- (2) Laverdet, G.; Le Bras, G.; Mellouki, A.; Poulet, G. The Br + HO₂ reaction revisited: absolute determination of the rate constant at 298 K. *Chem. Phys. Lett.* **1990**, *172*, 430-434.
- (3) Posey, J.; Sherwell, J.; Kaufman, M. Kinetics of the reactions of atomic bromine with HO₂ and H₂O₂. *Chem. Phys. Lett.* **1981**, *77*, 476-479.
- (4) Poulet, G.; Laverdet, G.; Le Bras, G. Kinetics of the reactions of atomic bromine with HO₂ and HCO at 298 K. *J. Chem. Phys.* **1984**, *80*, 1922-1928.
- (5) Toohey, D. W.; Brune, W. H.; Anderson, J. G. Mechanism and kinetics of Br + HO₂ → HBr + O₂ and Br + H₂O₂ → products over the temperature range 260-390 K. *J. Phys. Chem.* **1987**, *91*, 1215-1222, doi:10.1021/j100289a036.

G33. HO₂ + BrO. The recommendation for E/R is based on results of the temperature-dependent studies of Elrod et al.,⁵ Li et al.,⁷ and Bedjanian et al.¹ It is assumed that the Bedjanian et al. results supersede those of Larichev et al.⁶ since the same experimental technique was used, and the same research group was involved in both studies. The recommended value of k(298 K) is the mean of the values reported in these studies, as well as those of Cronkhite et al.⁴ and Bloss et al.² The room temperature value of Bridier et al.,³ which was not obtained under pseudo-first-order decay conditions, was not included in derivation of the recommendation. Bedjanian et al. have determined an upper limit of 0.4% for production of HBr and O₃ at 298 K. From a study of the reverse reaction above room temperature, Mellouki et al.⁸ determined by extrapolation that the yield of HBr + O₃ is an insignificant fraction (<0.01%) of the total reaction down to 200 K.

(Table: 06-2, Note: 06-2, Evaluated: 06-2) [Back to Table](#)

- (1) Bedjanian, Y.; Riffault, V.; Poulet, G. Kinetic study of the reactions of BrO radicals with HO₂ and DO₂. *J. Phys. Chem. A* **2001**, *105*, 3167-3175, doi:10.1021/jp0032255.
- (2) Bloss, W. J.; Rowley, D. M.; Cox, R. A.; Jones, R. L. Rate coefficient for the BrO + HO₂ reaction at 298 K. *Phys. Chem. Chem. Phys.* **2002**, *4*, 3639-3647, doi:10.1039/b201653b.
- (3) Bridier, I.; Veyret, B.; Lesclaux, R. Flash photolysis kinetic study of reactions of the BrO radical with BrO and HO₂. *Chem. Phys. Lett.* **1993**, *201*, 563-568.
- (4) Cronkhite, J. M.; Stickel, R. E.; Nicovich, J. M.; Wine, P. H. Laser flash photolysis studies of radical-radical reaction kinetics: The HO₂ + BrO reaction. *J. Phys. Chem. A* **1998**, *102*, 6651-6658.

- (5) Elrod, M. J.; Meads, R. F.; Lipson, J. B.; Seeley, J. V.; Molina, M. J. Temperature dependence of the rate constant for the HO₂ + BrO reaction. *J. Phys. Chem.* **1996**, *100*, 5808-5812.
- (6) Larichev, M.; Maguin, F.; Le Bras, G.; Poulet, G. Kinetics and mechanism of the BrO + HO₂ reaction. *J. Phys. Chem.* **1995**, *99*, 15911-15918, doi:10.1021/j100043a032.
- (7) Li, Z.; Friedl, R. R.; Sander, S. P. Kinetics of the HO₂ + BrO reaction over the temperature range 233-348 K. *J. Chem. Soc. Faraday Trans.* **1997**, 2683-2691.
- (8) Mellouki, A.; Talukdar, R. K.; Howard, C. J. Kinetics of the reactions of HBr with O₃ and HO₂: The yield of HBr from HO₂ + BrO. *J. Geophys. Res.* **1994**, *99*, 22949-22954.

G34. NO₃ + HBr. The recommendation accepts the upper limit reported by Mellouki et al.² in a study using DF-EPR techniques. This upper limit shows that this reaction is of negligible importance in stratospheric chemistry. Canosa-Mas et al.¹ reported a value that is consistent, within experimental error, with the upper limit of Mellouki et al.

(Table: 90-1, Note: 92-20, Evaluated: 10-6) [Back to Table](#)

- (1) Canosa-Mas, C. E.; Smith, S. J.; Toby, S.; Wayne, R. P. Laboratory studies of the reactions of the nitrate radical with chloroform, methanol, hydrogen chloride and hydrogen bromide. *J. Chem. Soc. Faraday Trans. 2* **1989**, *85*, 709-725.
- (2) Mellouki, A.; Poulet, G.; Le Bras, G.; Singer, R.; Burrows, J. P.; Moortgat, G. K. Discharge flow kinetic study of the reactions of NO₃ with Br, BrO, HBr, and HCl. *J. Phys. Chem.* **1989**, *93*, 8017-8021, doi:10.1021/j100361a012.

G35. Cl + CH₃Br. The recommended value for k(298 K) is an average of the results from the absolute rate studies of Gierczak et al.,¹ Kambanis et al.,³ and Piety et al.,⁵ and from the relative rate study of Orlando et al.⁴ The recommended value for E/R is derived from a combined fit to the data from these same four studies restricted to temperatures of 400 K and below after scaling of each data set to the recommended value of k(298 K). Results of the relative rate study of Tschuikow-Roux et al.⁶ were not used in the derivation of the recommended values since they appear to be systematically higher than the results of the other investigations. The products of this reaction are expected to primarily be CH₂Br and HCl. The possible production of CH₃Cl + Br is very small in the atmosphere.² While a standard Arrhenius parameterization provides a very good representation of the rate constants below 400 K, a pronounced curvature can be seen in the data of Piety et al.⁵ particularly above 400 K. The data over the complete temperature range (210–700 K) can be represented by the three-parameter equation

$$k(T) = 4.60 \times 10^{-12} (T/298)^{1.2} \exp(-700/T)$$

(Table: 15-10, Note: 15-10, Evaluated: 15-10) [Back to Table](#)

- (1) Gierczak, T.; Goldfarb, L.; Sueper, D.; Ravishankara, A. R. Kinetics of the reactions of Cl atoms with CH₃Br and CH₂Br₂. *Int. J. Chem. Kinet.* **1994**, *26*, 719-728.
- (2) Goliff, W. S.; Rowland, F. S. Methyl chloride formation by gas phase thermal chlorine atom reaction with methyl iodide and methyl bromide. *Geophys. Res. Lett.* **1997**, *23*, 3029-3032, doi:10.1029/97GL03093.
- (3) Kambanis, K. G.; Lazarou, Y. G.; Papagiannakopoulos, P. J. Absolute rate constants for the reactions of Cl atoms with CH₃Br, CH₂Br₂, and CHBr₃. *J. Phys. Chem.* **1997**, *101*, 8496-8502, doi:10.1021/jp9719671.
- (4) Orlando, J. J.; Tyndall, G. S.; Wallington, T. J.; Dill, M. Atmospheric chemistry of CH₂Br₂: Rate coefficients for its reaction with Cl atoms and OH and the chemistry of the CHBr₂O radical. *Int. J. Chem. Kinet.* **1996**, *28*, 433-442.
- (5) Piety, C. A.; Soller, R.; Nicovich, J. M.; McKee, M. L.; Wine, P. H. Kinetic and mechanistic study of the reaction of atomic chlorine with methyl bromide over an extended temperature range. *Chem. Phys.* **1998**, *231*, 155-169.
- (6) Tschuikow-Roux, E.; Faraji, F.; Paddison, S.; Niedzielski, J.; Miyokawa, K. Kinetics of photochlorination of halogen (F, Cl, Br) substituted methanes. *J. Phys. Chem.* **1988**, *92*, 1488-1495, doi:10.1021/j100317a023.

G36. Cl + CH₂Br₂. The recommended value for k(298 K) is an average of the results from the absolute rate studies of Gierczak et al.¹ and Kambanis et al.² and from the three relative rate experiments of Orlando et al.³ The recommended value for E/R is based on a combined fit to the data (T < 300 K) from these same studies after scaling each one to the recommended value for k(298 K). Results of the relative rate study of Tschuikow-Roux et al.⁴ were not used in derivation of the recommended parameters since they are

significantly greater at 298 K and correspond to a temperature dependence substantially stronger than derived from the data of other investigations.

(Table: 06-2, Note: 06-2, Evaluated: 06-2) [Back to Table](#)

- (1) Gierczak, T.; Goldfarb, L.; Sueper, D.; Ravishankara, A. R. Kinetics of the reactions of Cl atoms with CH₃Br and CH₂Br₂. *Int. J. Chem. Kinet.* **1994**, *26*, 719-728.
- (2) Kambanis, K. G.; Lazarou, Y. G.; Papagiannakopoulos, P. J. Absolute rate constants for the reactions of Cl atoms with CH₃Br, CH₂Br₂, and CHBr₃. *J. Phys. Chem.* **1997**, *101*, 8496-8502, doi:10.1021/jp9719671.
- (3) Orlando, J. J.; Tyndall, G. S.; Wallington, T. J.; Dill, M. Atmospheric chemistry of CH₂Br₂: Rate coefficients for its reaction with Cl atoms and OH and the chemistry of the CHBr₂O radical. *Int. J. Chem. Kinet.* **1996**, *28*, 433-442.
- (4) Tschuikow-Roux, E.; Faraji, F.; Paddison, S.; Niedzielski, J.; Miyokawa, K. Kinetics of photochlorination of halogen (F, Cl, Br) substituted methanes. *J. Phys. Chem.* **1988**, *92*, 1488-1495, doi:10.1021/j100317a023.

G37. Cl + CHBr₃. The recommended parameters are based on the only reported study of this reaction by Kambanis et al.,¹ which employed a very low pressure reactor and monitored reactants and products using mass spectrometry.

(Table: 06-2, Note: 06-2, Evaluated: 06-2) [Back to Table](#)

- (1) Kambanis, K. G.; Lazarou, Y. G.; Papagiannakopoulos, P. J. Absolute rate constants for the reactions of Cl atoms with CH₃Br, CH₂Br₂, and CHBr₃. *J. Phys. Chem.* **1997**, *101*, 8496-8502, doi:10.1021/jp9719671.

G38. Cl + CH₂ClBr. The recommended value for k(298 K) is an average of two relative rate determinations by Bilde et al.¹ (recalculated based on the recommended rate constants for the reference reactions). The temperature dependence is estimated from a comparison with the reactions of Cl with CH₂Cl₂ and CH₂Br₂. The relative rate investigation by Tschuikow-Roux et al.² gives a value for k(298 K) only slightly larger than recommended, but a temperature dependence that is significantly stronger and inconsistent with that recommended for the Cl + CH₂Cl₂ and Cl + CH₂Br₂ reactions.

(Table: 06-2, Note: 06-2, Evaluated: 06-2) [Back to Table](#)

- (1) Bilde, M.; Wallington, T. J.; Ferronato, G.; Orlando, J. J.; Tyndall, G. S.; Estupinan, E.; Haberkorn, S. Atmospheric chemistry of CH₂BrCl, CHBrCl₂, CHBr₂Cl, CF₃CHBrCl, and CBr₂Cl₂. *J. Phys. Chem. A* **1998**, *102*, 1976-1986, doi:10.1021/jp9733375.
- (2) Tschuikow-Roux, E.; Faraji, F.; Paddison, S.; Niedzielski, J.; Miyokawa, K. Kinetics of photochlorination of halogen (F, Cl, Br) substituted methanes. *J. Phys. Chem.* **1988**, *92*, 1488-1495, doi:10.1021/j100317a023.

G39. Br + O₃. The results reported for k(298 K) by Clyne and Watson,¹ Leu and DeMore,² Michael et al.,³ Michael and Payne,⁴ Toohey et al.,⁷ Nicovich et al.,⁵ and Ninomiya et al.⁶ are in excellent agreement. The recommended value at 298 K is derived as the mean of these seven values. There is less agreement among reported temperature dependences, with E/R values ranging from ~900 K⁻¹ (Leu and DeMore and Toohey et al.) to ~600 K⁻¹ (Michael et al. and Michael and Payne). The recommended value of E/R is an average of the E/R values from the five temperature-dependent studies (not including Clyne and Watson and Ninomiya et al., which were room temperature only).

(Table:09-31, Note: 09-31, Evaluated: 09-31) [Back to Table](#)

- (1) Clyne, M. A. A.; Watson, R. T. Kinetic studies for diatomic free radicals using mass spectrometry Part 3.-Elementary reactions involving BrO X²Π radicals. *J. Chem. Soc. Faraday Trans. 1* **1975**, *71*, 336-350.
- (2) Leu, M.-T.; DeMore, W. B. Rate constant for the reaction of atomic bromine with ozone. *Chem. Phys. Lett.* **1977**, *48*, 317-320.
- (3) Michael, J. V.; Lee, J. H.; Payne, W. A.; Stief, L. J. Absolute rate of the reaction of N(⁴S) with NO from 196-400 K with DF-RF and FP-RF techniques. *J. Chem. Phys.* **1978**, *68*, 4093-4097.
- (4) Michael, J. V.; Payne, W. A. Absolute rate constants for the reaction of bromine atoms with ozone from 234 to 360 K. *Int. J. Chem. Kinet.* **1979**, *11*, 799-809.
- (5) Nicovich, J. M.; Kreutter, K. D.; Wine, P. H. Kinetics of the reactions of Cl(²P₁) and Br(²P_{3/2}) with O₃. *Int. J. Chem. Kinet.* **1990**, *22*, 399-414.

- (6) Ninomiya, Y.; Hashimoto, S.; Kawasaki, M.; Wallington, T. J. Cavity ring-down study of BrO radicals: Kinetics of the Br + O₃ reaction and rate of relaxation of vibrationally excited BrO by collisions with N₂ and O₂. *Int. J. Chem. Kinet.* **2000**, *32*, 125-130.
- (7) Toohey, D. W.; Brune, W. H.; Anderson, J. G. Rate constant for the reaction Br + O₃ → BrO + O₂ from 248 to 418 K: Kinetics and mechanism. *Int. J. Chem. Kinet.* **1988**, *20*, 131-144.

G40. Br + H₂O₂. The recommended upper limit for k(298 K) is based on results reported by Toohey et al.⁵ using a discharge flow-resonance fluorescence-laser magnetic resonance technique. Their upper limit determined over the temperature range 298–378 K is consistent with less sensitive upper limits determined by Leu² and Posey et al.⁴ using a discharge flow-mass spectrometric technique. The much higher value reported by Heneghan and Benson¹ may result from the presence of excited Br atoms in their very low pressure reactor. The pre-exponential factor was estimated to be consistent with that for the Cl + H₂O₂ rate constant, and the E/R value was fit to the upper limit at 298 K. Mellouki et al.³ have measured the rate of the reverse reaction. (Table: 87-41, Note: 94-26, Evaluated: 10-6) [Back to Table](#)

- (1) Heneghan, S. P.; Benson, S. W. Kinetic study of the reactions of Cl and Br with H₂O₂. *Int. J. Chem. Kinet.* **1983**, *15*, 1311-1319.
- (2) Leu, M. T. Upper limits for the rate constant for the reaction Br + H₂O₂ → HBr + HO₂. *Chem. Phys. Lett.* **1980**, *69*, 37-39.
- (3) Mellouki, A.; Talukdar, R. K.; Howard, C. J. Kinetics of the reactions of HBr with O₃ and HO₂: The yield of HBr from HO₂ + BrO. *J. Geophys. Res.* **1994**, *99*, 22949-22954.
- (4) Posey, J.; Sherwell, J.; Kaufman, M. Kinetics of the reactions of atomic bromine with HO₂ and H₂O₂. *Chem. Phys. Lett.* **1981**, *77*, 476-479.
- (5) Toohey, D. W.; Brune, W. H.; Anderson, J. G. Mechanism and kinetics of Br + HO₂ → HBr + O₂ and Br + H₂O₂ → products over the temperature range 260-390 K. *J. Phys. Chem.* **1987**, *91*, 1215-1222, doi:10.1021/j100289a036.

G41. Br + NO₃. The recommended value of k(298 K) is that reported by Mellouki et al.¹ in a study using DF-EPR techniques.

(Table: 90-1, Note: 92-20, Evaluated: 10-6) [Back to Table](#)

- (1) Mellouki, A.; Poulet, G.; Le Bras, G.; Singer, R.; Burrows, J. P.; Moortgat, G. K. Discharge flow kinetic study of the reactions of NO₃ with Br, BrO, HBr, and HCl. *J. Phys. Chem.* **1989**, *93*, 8017-8021, doi:10.1021/j100361a012.

G42. Br + H₂CO. There have been two direct studies of this rate constant as a function of temperature: Nava et al.,² using a flash photolysis–resonance fluorescence technique, and Poulet et al.,³ using a discharge flow-mass spectrometric technique. These results are in reasonably good agreement. The recommended Arrhenius parameters were derived from a least squares fit to the data reported in these two studies. The higher room temperature value of Le Bras et al.,¹ using a discharge flow–EPR technique, has been shown to be in error due to secondary chemistry (Poulet et al.). The relative rate study of Ramacher et al.⁴ is in good agreement with the recommendation.

(Table: 09-31, Note: 09-31, Evaluated: 09-31) [Back to Table](#)

- (1) Le Bras, G.; Foon, R.; Combourieu, J. EPR kinetic study of the reactions of F and Br atoms with H₂CO. *Chem. Phys. Lett.* **1980**, *73*, 357-361.
- (2) Nava, D. F.; Michael, J. V.; Stief, L. J. Rate constant for the reaction of atomic bromine with formaldehyde from 223 to 480 K. *J. Phys. Chem.* **1981**, *85*, 1896-1899, doi:10.1021/j150613a024.
- (3) Poulet, G.; Laverdet, G.; Le Bras, G. Discharge flow-mass spectrometric determination of the rate coefficients for the reactions of formaldehyde with bromine atoms and chlorine atoms. *J. Phys. Chem.* **1981**, *85*, 1892-1895, doi:10.1021/j150613a023.
- (4) Ramacher, B.; Orlando, J. J.; Tyndall, G. S. Temperature-dependent rate coefficient measurements for the reaction of bromine atoms with a series of aldehydes. *Int. J. Chem. Kinet.* **2000**, *32*, 460-465.

G43. Br + CH₂=C(CH₃)CHO. A single relative rate study by Sauer et al.,² which employed air as the bath gas at P = 1 atm and T = 301 K, has been reported. The process studied by Sauer et al. is not an elementary reaction. The overall rate constant for loss of methacrolein (CH₂=C(CH₃)CHO) via a multi-reaction sequence was measured relative to the overall rate constant for loss of trans-2-butene via a similar multi-reaction sequence. The multi-reaction sequence involves addition of Br to the alkenes to form bromo-alkyl radicals that react with O₂ in competition with decomposition back to Br + alkene reactants. The rate constant for the reference reaction (Br + trans-2-butene) was measured relative to Br + propene, and the relative rate constants

were put on an absolute scale by measuring the Br + propene rate constant relative to that of the well-studied H-abstraction reaction Br + CH₃CHO.¹ A complicated dependence of the overall rate constant on temperature, pressure, and [O₂] is likely, so the recommended rate constant and associated uncertainty are only appropriate for temperatures close to 301 K, pressures close to 1 atm, and O₂ mixing ratios close to those present in air. Sauer et al. report that, at P = 1 atm N₂ + O₂ and T = 301 K, the observed rate constant increases by nearly a factor of 4 as the O₂ partial pressure increases from 0.027 to 1.00 atm. In 900 mbar of synthetic air at 296 K, the following molar product yields are reported by Sauer et al.: HBr, ~0; CH₃C(O)CH₂Br, 0.60 ± 0.09; CO, 0.68 ± 0.08, CO₂, 0.10 ± 0.03; H₂CO, 0.08 ± 0.03. Small yields of CH₃OH and CH₃OOH are also reported. Sauer et al. conclude that the dominant reaction pathway is addition of Br to the terminal carbon atom of the double bond.

(Table 15-10, Note: 15-10, Evaluated: 15-10) [Back to Table](#)

- (1) Bierbach, A.; Barnes, I.; Becker, K. H. Rate coefficients for the gas-phase reactions of bromine series of radicals with alkenes, dienes, and aromatic hydrocarbons at 298 ± 2 K. *Int. J. Chem. Kinet.* **1996**, *28*, 565-577.
- (2) Sauer, C. G.; Barnes, I.; Becker, K. H. FT-IR kinetic and product study of the Br-radical initiated oxidation of α, β-unsaturated organic carbonyl compounds. *Atmos. Environ.* **1999**, *33*, 2969-2979, doi:10.1016/S1352-2310(99)00085-0.

G44. Br + CH₃C(O)CH=CH₂. A single relative rate study by Sauer et al.,² which employed air as the bath gas at P = 1 atm and T = 301 K, has been reported. The process studied by Sauer et al. is not an elementary reaction. The overall rate constant for loss of MVK (CH₃C(O)CH=CH₂) via a multi-reaction sequence was measured relative to the overall rate constant for loss of trans-2-butene via a similar multi-reaction sequence. The multi-reaction sequence involves addition of Br to the alkenes to form bromo-alkyl radicals that react with O₂ in competition with decomposition back to Br + alkene reactants. The rate constant for the reference reaction (Br + trans-2-butene) was measured relative to Br + propene, and the relative rate constants were put on an absolute scale by measuring the Br + propene rate constant relative to that of the well-studied H-abstraction reaction Br + CH₃CHO.¹ A complicated dependence of the overall rate constant on temperature, pressure, and [O₂] is likely, so the recommended rate constant and associated uncertainty are only appropriate for temperatures close to 301 K, pressures close to 1 atm, and O₂ mixing ratios close to those present in air. Sauer et al. report that, at P = 1 atm N₂ + O₂ and T = 301 K, the observed rate constant increases by about a factor of 2.5 as the O₂ partial pressure increases from 0.027 to 0.395 atm. In 900 mbar of synthetic air at 296 K, the following molar product yields are reported by Sauer et al.: HBr, ~0; CH₂BrCHO, 1.13 ± 0.21; CO₂, 0.61 ± 0.09; H₂CO, 0.39 ± 0.05. Small yields of CH₃OH, CH₃OOH, CH₃C(O)OH, and CH₃C(O)OOH are also reported. Sauer et al. conclude that the dominant reaction pathway is addition of Br to the terminal carbon atom of the double bond.

(Table 15-10, Note: 15-10, Evaluated: 15-10) [Back to Table](#)

- (1) Bierbach, A.; Barnes, I.; Becker, K. H. Rate coefficients for the gas-phase reactions of bromine series of radicals with alkenes, dienes, and aromatic hydrocarbons at 298 ± 2 K. *Int. J. Chem. Kinet.* **1996**, *28*, 565-577.
- (2) Sauer, C. G.; Barnes, I.; Becker, K. H. FT-IR kinetic and product study of the Br-radical initiated oxidation of α, β-unsaturated organic carbonyl compounds. *Atmos. Environ.* **1999**, *33*, 2969-2979, doi:10.1016/S1352-2310(99)00085-0.

G45. Br + CH₂=C(CH₃)CH=CH₂ ↔ ^Madduct ↔ ^{O₂}products. One relative rate study by Bierbach et al.,¹ which employed air as the bath gas at P = 1 bar and T = 298 K, has been reported. The process studied by Bierbach et al. is not an elementary reaction. The overall rate constant for loss of isoprene via the above multi-reaction sequence was measured relative to the overall rate constant for loss of 1,3-butadiene via a similar multi-reaction sequence; a sequence of relative rate studies were carried out using progressively less reactive reference compounds (2,3-dimethyl-2-butene, trans-2-butene, propene, and acetaldehyde (CH₃CHO), with all relative rate constants being put on an absolute scale using the well-known rate constant for the elementary H-abstraction reaction of Br with CH₃CHO. A Br + CH₂=C(CH₃)CH=CH₂ rate constant of 7.4 × 10⁻¹¹ cm³ molecule⁻¹ s⁻¹, about a factor of three smaller than the gas kinetic collision rate constant, is reported by Bierbach et al. The uncertainty in the rate constant reported by Bierbach et al. is substantial because (i) five rate constant ratios had to be measured to extract the desired rate constant and (ii) all reactions studied except Br + CH₃CHO occurred via complex reaction sequences. Laine et al.² have reported a laser flash photolysis-resonance fluorescence study where monitoring of Br kinetics as a function of temperature, pressure, [CH₂=C(CH₃)CH=CH₂], and [O₂] has allowed elementary rate constants for H abstraction, Br addition, adduct decomposition, and adduct reaction with O₂ to be deduced; these authors also estimated the

temperature dependence of the adduct–O₂ unimolecular decomposition rate constant. The results of Laine et al. suggest that in the atmosphere CH₂=C(CH₃)CH=CH₂ is lost irreversibly on essentially every collision with Br at temperatures below 275 K. At higher temperatures, Laine et al. suggest that Br + CH₂=C(CH₃)CH=CH₂ may be regenerated via unimolecular reactions rapidly enough to compete with bimolecular reactions of the peroxy radical(s) both in the atmosphere and in environmental chambers. Until additional information becomes available, a recommendation that would prove useful for atmospheric modeling, particularly in warmer environments, cannot be made.

(Table: 15-10, Note: 15-10, Evaluated: 15-10) [Back to Table](#)

- (1) Bierbach, A.; Barnes, I.; Becker, K. H. Rate coefficients for the gas-phase reactions of bromine series of radicals with alkenes, dienes, and aromatic hydrocarbons at 298 ± 2 K. *Int. J. Chem. Kinet.* **1996**, *28*, 565-577.
- (2) Laine, P. L.; Sohn, Y. S.; Nicovich, J. M.; McKee, M. L.; Wine, P. H. Kinetics of elementary steps in the reactions of atomic bromine with isoprene and 1,3-butadiene under atmospheric conditions. *J. Phys. Chem. A* **2012**, *116*, 6341-6357, doi:10.1021/jp212127v.

G46. Br + CH₂=C(CH₃)CH=CH₂ → CH₂=C(•CH₂)CH=CH₂ + HBr. The recommendation is based on the results of Laine et al.¹ at temperatures (526–673 K) where adduct decomposition is so rapid that the adduct represents a negligible reservoir for Br. The estimated uncertainty is large because data are only available from a single study and because the long extrapolation to the atmospherically relevant temperature regime (200–300 K) is based on the assumption of Arrhenius behavior. The recommended uncertainty spans all values consistent with the 2σ error limits for A and E/R reported by Laine et al.

(Table: 15-10, Note: 15-10, Evaluated: 15-10). [Back to Table](#)

- (1) Laine, P. L.; Sohn, Y. S.; Nicovich, J. M.; McKee, M. L.; Wine, P. H. Kinetics of elementary steps in the reactions of atomic bromine with isoprene and 1,3-butadiene under atmospheric conditions. *J. Phys. Chem. A* **2012**, *116*, 6341-6357, doi:10.1021/jp212127v.

G47. Br–CH₂=C(CH₃)CH=CH₂ + O₂ → products. The recommendation is based on the results of Laine et al.,¹ who extracted kinetic information from observation of the effect of added O₂ on the kinetics of Br equilibration with Br–CH₂=C(CH₃)CH=CH₂ following laser flash photolysis of CF₂Br₂/CH₂=C(CH₃)CH=CH₂/N₂/O₂ mixtures. The obtained rate constant at T = 297 K was found to be independent of pressure over the range 50 to 700 Torr (mostly N₂). There are several possible isomers of Br–CH₂=C(CH₃)CH=CH₂; calculations (G4 method) reported by Laine et al. show that the energetically most stable isomer is CH₂BrC•(CH₃)CH=CH₂, but there is no experimental information concerning the distribution of isomers formed via Br addition to CH₂=C(CH₃)CH=CH₂. The rather large recommended uncertainty results from the somewhat indirect nature of the rate constant determination and the lack of a confirming study.

(Table: 15-10, Note: 15-10, Evaluated: 15-10) [Back to Table](#)

- (1) Laine, P. L.; Sohn, Y. S.; Nicovich, J. M.; McKee, M. L.; Wine, P. H. Kinetics of elementary steps in the reactions of atomic bromine with isoprene and 1,3-butadiene under atmospheric conditions. *J. Phys. Chem. A* **2012**, *116*, 6341-6357, doi:10.1021/jp212127v.

G48. Br + OCIO. The recommended value for k(298 K) is the mean of the values reported by Clyne and Watson¹ and Toohey.² In the study of Clyne and Watson, correction for the effect of the rapid reverse reaction was required. The temperature dependence reported by Toohey² is accepted but with increased error limits.

(Table: 90-1, Note: 90-1, Evaluated: 10-6) [Back to Table](#)

- (1) Clyne, M. A. A.; Watson, R. T. Kinetic studies of diatomic free radicals using mass spectrometry Part 4.-The Br + OCIO and BrO + ClO reactions. *J. Chem. Soc. Faraday Trans. 1* **1977**, *73*, 1169-1187.
- (2) Toohey, D. W. Kinetic and Mechanistic Studies of Reactions of Bromine and Chlorine Species Important in the Earth's Stratosphere. Ph. D. Thesis, Harvard University, 1988.

G49. Br + Cl₂O. The recommended Arrhenius parameters are based on results reported by Stevens and Anderson² and by Sander and Friedl,¹ which are in good agreement.

(Table: 94-26, Note: 94-26, Evaluated: 10-6) [Back to Table](#)

- (1) Sander, S. P.; Friedl, R. R. Kinetics and product studies of the reaction ClO + BrO using flash photolysis-ultraviolet absorption. *J. Phys. Chem.* **1989**, *93*, 4764-4771.

- (2) Stevens, P. S.; Anderson, J. G. Kinetic and mechanistic study of $X + \text{ClOCl} \rightarrow \text{products}$ ($X = \text{Br}, \text{Cl}, \text{F}, \text{O}, \text{OH}, \text{N}$) over the temperature range 240-373 K. *J. Phys. Chem.* **1992**, *96*, 1708-1718, doi:10.1021/j100183a040.
- G50. $\text{Br} + \text{Cl}_2\text{O}_2$.** The recommended Arrhenius parameters are those determined in a study by Ingham et al.¹ between 223 K and 298 K using a DF-MS/RF technique. Ingham et al. found that BrCl was the only major Br-containing product from the reaction.
(Table: 10-6, Note: 10-6, Evaluated: 10-6) [Back to Table](#)
- (1) Ingham, T.; Sander, S. P.; Friedl, R. R. Kinetics and product studies of the reaction of Br, Cl, and NO with ClOCl using discharge-flow mass spectrometry. *Faraday Discuss.* **2005**, *130*, 89-110, doi:10.1039/b5000179j.
- G51. $\text{BrO} + \text{O}_3$.** The A factor was estimated and a lower limit for E/R was calculated using an upper limit for k(298 K) of $2 \times 10^{-17} \text{ cm}^3 \text{ molecule}^{-1} \text{ s}^{-1}$ based on the studies of Rattigan et al.² and Rowley et al.³ The recommended upper limit for k(298 K) is a factor of 2.5 less than the upper limit of 5×10^{-17} derived by Mauldin et al.¹ Both Rattigan et al.² and Rowley et al.³ report a value of $\sim 2 \times 10^{-18} \text{ cm}^3 \text{ molecule}^{-1} \text{ s}^{-1}$ at room temperature for the channel to produce OBrO + O₂.
(Table: 97-4, Note: 15-10, Evaluated: 10-6) [Back to Table](#)
- (1) Mauldin, R. L., III; Wahner, A.; Ravishankara, A. R. Kinetics and mechanism of the self-reaction of the BrO radical. *J. Phys. Chem.* **1993**, *97*, 7585-7596.
(2) Rattigan, O. V.; Cox, R. A.; Jones, R. L. Br₂-sensitized decomposition of ozone: Kinetics of the reaction $\text{BrO} + \text{O}_3 \rightarrow \text{products}$. *J. Chem. Soc. Faraday Trans.* **1995**, *91*, 4189-4197.
(3) Rowley, D. M.; Harwood, M. H.; Freshwater, R. A.; Jones, R. L. A novel flash photolysis/UV absorption system employing charge-coupled device (CCD) detection: A study of the $\text{BrO} + \text{BrO}$ reaction at 298 K. *J. Phys. Chem.* **1996**, *100*, 3020-3029, doi:10.1021/jp951825b.
- G52. $\text{BrO} + \text{NO}$.** The results of three low pressure mass spectrometric studies (Clyne and Watson,² Ray and Watson,⁴ and Leu³) and a high pressure UV absorption study (Watson et al.⁵), which all used pseudo-first-order conditions, are in excellent agreement at 298 K and are thought to be much more reliable than an earlier low pressure UV absorption study (Clyne and Cruse¹). The results of the two temperature-dependent studies (Leu and Watson et al.) are in good agreement and both show a small negative temperature dependence. The preferred Arrhenius expression was derived from a least squares fit to all the data reported in the four studies mentioned above. By combining the data reported by Watson et al. with those from the three mass spectrometric studies, it can be shown that this reaction does not exhibit any observable pressure dependence between 1 and 700 Torr total pressure. The temperature dependences of k for the analogous ClO and HO₂ reactions are also negative and are similar in magnitude.
(Table: 82-57, Note: 82-57, Evaluated: 10-6) [Back to Table](#)
- (1) Clyne, M. A. A.; Cruse, H. W. Rates of elementary reactions involving the BrO ($X^2\Pi$) and IO ($X^2\Pi$) radicals Part 2.-Reactions of the BrO and IO radicals. *Trans. Faraday Soc.* **1970**, *66*, 2227-2236.
(2) Clyne, M. A. A.; Watson, R. T. Kinetic studies for diatomic free radicals using mass spectrometry Part 3.-Elementary reactions involving BrO $X^2\Pi$ radicals. *J. Chem. Soc. Faraday Trans. 1* **1975**, *71*, 336-350.
(3) Leu, M. T. Rate constant for the reaction $\text{BrO} + \text{NO} \rightarrow \text{Br} + \text{NO}_2$. *Chem. Phys. Lett.* **1979**, *61*, 275-279.
(4) Ray, G. W.; Watson, R. T. Kinetics study of the reactions of NO with FO, ClO, BrO, and IO at 298 K. *J. Phys. Chem.* **1981**, *85*, 2955-2960, doi:10.1021/j150620a022.
(5) Watson, R. T.; Sander, S. P.; Yung, Y. L. Pressure and temperature dependence kinetics study of the $\text{NO} + \text{BrO} \rightarrow \text{NO}_2 + \text{Br}$ reaction. Implications for stratospheric bromine photochemistry. *J. Phys. Chem.* **1979**, *83*, 2936-2944, doi:10.1021/j100486a002.
- G53. $\text{BrO} + \text{NO}_3$.** The recommended value for k(298 K) is the geometric mean of the lower and upper limits reported by Mellouki et al.¹ in a study using DF-EPR techniques. These reported limits are encompassed within the indicated uncertainty limits.
(Table: 90-1, Note: 92-20, Evaluated: 10-6) [Back to Table](#)
- (1) Mellouki, A.; Poulet, G.; Le Bras, G.; Singer, R.; Burrows, J. P.; Moortgat, G. K. Discharge flow kinetic study of the reactions of NO₃ with Br, BrO, HBr, and HCl. *J. Phys. Chem.* **1989**, *93*, 8017-8021, doi:10.1021/j100361a012.

G54. BrO + ClO. Friedl and Sander,⁴ using DF/MS techniques, measured the overall rate constant over the temperature range 220–400 K and also over this temperature range determined branching ratios for the reaction channels producing BrCl and OCIO. The same authors in a separate study using flash photolysis–ultraviolet absorption techniques (Sander and Friedl⁷) determined the overall rate constant over the temperature range 220–400 K and pressure range 50–750 Torr and also determined the branching ratio for OCIO production at 220 K and 298 K. The results by these two independent techniques are in excellent agreement, with the overall rate constant showing a negative temperature dependence. Turnipseed et al.⁹ using DF/MS techniques also found a negative temperature dependence, reporting measurements of the overall rate constant and direct measurements of the branching ratios for the BrCl and OCIO channels. Several other studies have reported only room temperature values: Toohey and Anderson,⁸ using DF/RF/LMR techniques, reported room temperature values of the overall rate constant and the branching ratio for OCIO production. They also found evidence for the direct production of BrCl in a vibrationally excited Π state. Poulet et al.,⁶ using DF/MS techniques, reported room temperature values of the overall rate constant and branching ratios for OCIO and BrCl production. Overall room temperature rate constant values reported also include a result from the DF/MS study of Clyne and Watson² and a very low value derived in the flash photolysis study of Basco and Dogra.¹ The recommended Arrhenius expressions for the individual reaction channels are taken from the studies of Friedl and Sander⁴ and Turnipseed et al.⁹ These studies contain the most comprehensive sets of rate constant and branching ratio data. The overall rate constants reported in these two studies are in good agreement (20%) at room temperature and in excellent agreement at stratospheric temperatures. Both studies report that OCIO production by channel (1) accounts for 60% of the overall reaction at 200 K and that the BrCl yield by channel (3) is about 8%, relatively independent of temperature. The recommended expressions are consistent with the body of data from all older studies except those of Hills et al.⁵ and Basco and Dogra.¹ Recent results from Ferracci and Rowley³ using laser flash photolysis-absorption spectroscopy to measure the overall rate constant and branching ratio of the OCIO channel are substantially higher than the recommended values and include a positive temperature dependence for the branching ratio of the OCIO channel, in disagreement with past studies. Secondary chemistry is likely the cause of the discrepancies.

(Table:09-31, Note: 15-10, Evaluated: 09-31) [Back to Table](#)

- (1) Basco, N.; Dogra, S. K. Reactions of halogen oxides studied by flash photolysis III. The production and reactions of BrO and ClO radicals in the halogen-sensitized decomposition of chlorine dioxide. *Proc. Roy. Soc. Lond. A.* **1971**, *323*, 417-429.
- (2) Clyne, M. A. A.; Watson, R. T. Kinetic studies of diatomic free radicals using mass spectrometry Part 4.-The Br + OCIO and BrO + ClO reactions. *J. Chem. Soc. Faraday Trans. 1* **1977**, *73*, 1169-1187.
- (3) Ferracci, V.; Rowley, D. M. Kinetic studies of the BrO + ClO cross-reaction over the range $T = 246$ – 314 K. *Phys. Chem. Chem. Phys.* **2014**, *16*, 1182-1196, doi:10.1039/c3cp53440e.
- (4) Friedl, R. R.; Sander, S. P. Kinetics and product studies of the reaction ClO + BrO using discharge-flow mass spectrometry. *J. Phys. Chem.* **1989**, *93*, 4756-4764.
- (5) Hills, A. J.; Cicerone, R. J.; Calvert, J. G.; Birks, J. W. Temperature dependence of the rate constant and product channels for the BrO + ClO reaction. *J. Phys. Chem.* **1988**, *92*, 1853-1858, doi:10.1021/j100318a032.
- (6) Poulet, G.; Lancar, I. T.; Laverdet, G.; Le Bras, G. Kinetics and products of the BrO + ClO reaction. *J. Phys. Chem.* **1990**, *94*, 278-284.
- (7) Sander, S. P.; Friedl, R. R. Kinetics and product studies of the reaction ClO + BrO using flash photolysis-ultraviolet absorption. *J. Phys. Chem.* **1989**, *93*, 4764-4771.
- (8) Toohey, D. W.; Anderson, J. G. Formation of BrCl($^3\Pi_0^+$) in the reaction of BrO with ClO. *J. Phys. Chem.* **1988**, *92*, 1705-1708, doi:10.1021/j100318a002.
- (9) Turnipseed, A. A.; Birks, J. W.; Calvert, J. G. Kinetics and temperature dependence of the BrO + ClO reaction. *J. Phys. Chem.* **1991**, *95*, 4356-4364.

G55. BrO + BrO. Measurements of the overall rate constant can be divided into categories—those in which BrO was monitored by UV absorption and those in which BrO was monitored by mass spectrometry. Gilles et al.⁴ re-analyzed the results of the UV absorption studies and scaled the reported values of the rate constant to the UV absorption cross sections reported in their paper. When scaled in this manner, the room temperature rate constant values reported in the UV absorption studies (Sander and Watson,¹¹ Mauldin et al.,⁹ Bridier et al.,¹ Rowley et al.,¹⁰ Laszlo et al.,⁸ and Gilles et al.) come into very good agreement among themselves and also with results of the mass spectrometric studies of Clyne and Watson² and Lancar et al.⁷ This provides the basis for the recommended value for $k(298\text{ K})$. The temperature dependence is based on results of Sander

and Watson, Turnipseed et al.¹² and Gilles et al. The results of Harwood et al.⁵ are in good agreement with the recommendation.

There are two possible bimolecular channels for this reaction: $\text{BrO} + \text{BrO} \rightarrow 2\text{Br} + \text{O}_2$ (k_1) and $\text{BrO} + \text{BrO} \rightarrow \text{Br}_2 + \text{O}_2$ (k_2). The partitioning of the total rate constant into these two components, k_1 and k_2 , has been determined at room temperature by Sander and Watson,¹¹ Turnipseed et al.,¹² and Lancar et al.,⁷ by Jaffe and Mainquist⁶ from 258 to 333 K, by Cox et al.³ from 278 to 348 K, and by Mauldin et al.⁹ from 220 to 298 K. All are in agreement that $k_1/k = 0.85 \pm 0.03$ at 298 K. From the values of $k_1/k = 0.85$ at 298 K (all studies) and 0.68 at 220 K (Mauldin et al. and Cox et al. extrapolated), one can derive the temperature-dependent expression $k_1/k = 1.60 \exp(-190/T)$. From the recommended Arrhenius expression for the overall rate constant $k = k_1 + k_2$ and the expression for the branching ratio k_1/k , one can derive the following Arrhenius expressions for the individual reaction channels:

$$k_1 = 2.4 \times 10^{-12} \exp(40/T) \text{ cm}^3 \text{ molecule}^{-1} \text{ s}^{-1}$$
$$k_2 = 2.8 \times 10^{-14} \exp(860/T) \text{ cm}^3 \text{ molecule}^{-1} \text{ s}^{-1}$$

(Table: 97-4, Note: 97-4, Evaluated: 10-6) [Back to Table](#)

- (1) Bridier, I.; Veyret, B.; Lesclaux, R. Flash photolysis kinetic study of reactions of the BrO radical with BrO and HO₂. *Chem. Phys. Lett.* **1993**, *201*, 563-568.
- (2) Clyne, M. A. A.; Watson, R. T. Kinetic studies for diatomic free radicals using mass spectrometry Part 3.-Elementary reactions involving BrO X²Π radicals. *J. Chem. Soc. Faraday Trans. 1* **1975**, *71*, 336-350.
- (3) Cox, R. A.; Sheppard, D. W.; Stevens, M. P. Absorption coefficients and kinetics of the BrO radical using molecular modulation. *J. Photochem.* **1982**, *19*, 189-207.
- (4) Gilles, M. K.; Turnipseed, A. A.; Burkholder, J. B.; Ravishankara, A. R. Kinetics of the IO radical. 2. Reaction of IO with BrO. *J. Phys. Chem. A* **1997**, *101*, 5526-5534, doi:10.1021/jp9709159.
- (5) Harwood, M. H.; Rowley, D. M.; Cox, R. A.; Jones, R. L. Kinetics and mechanism of the BrO self-reaction: Temperature- and pressure-dependent studies. *J. Phys. Chem. A* **1998**, *102*, 1790-1802.
- (6) Jaffe, S.; Mainquist, W. K. Bromine photosensitized decomposition of ozone. *J. Phys. Chem.* **1980**, *84*, 3277-3280.
- (7) Lancar, I.; Laverdet, G.; Le Bras, G.; Poulet, G. Rate constant and products of the BrO + BrO reaction at 298 K. *Int. J. Chem. Kinet.* **1991**, *23*, 37-45.
- (8) Laszlo, B.; Huie, R. E.; Kurylo, M. J.; Miziolek, A. W. Kinetic studies of the reactions of BrO and IO radicals. *J. Geophys. Res.* **1997**, *102*, 1523-1532, doi:10.1029/96JD00458.
- (9) Mauldin, R. L., III; Wahner, A.; Ravishankara, A. R. Kinetics and mechanism of the self-reaction of the BrO radical. *J. Phys. Chem.* **1993**, *97*, 7585-7596.
- (10) Rowley, D. M.; Harwood, M. H.; Freshwater, R. A.; Jones, R. L. A novel flash photolysis/UV absorption system employing charge-coupled device (CCD) detection: A study of the BrO + BrO reaction at 298 K. *J. Phys. Chem.* **1996**, *100*, 3020-3029, doi:10.1021/jp951825b.
- (11) Sander, S. P.; Watson, R. T. Kinetics and mechanism of the disproportionation of BrO radicals. *J. Phys. Chem.* **1981**, *85*, 4000-4007, doi:10.1021/j150626a010.
- (12) Turnipseed, A. A.; Birks, J. W.; Calvert, J. G. Kinetics of the BrO + BrO reaction. *J. Phys. Chem.* **1990**, *94*, 7477-7482.

G56. OBrO + O₃. The upper limit for k (298 K) was determined by Li et al.¹ using DF/MS.

(Table: 10-6, Note: 10-6, Evaluated: 10-6) [Back to Table](#)

- (1) Li, Z. J.; Jeong, G. R.; Person, E. Kinetics of reactions of OBrO with NO, O₃, OCIO, and ClO at 240-350 K. *Int. J. Chem. Kinet.* **2002**, *34*, 430-437, doi:10.1002/kin.10069.

G57. OBrO + NO. The recommended Arrhenius parameters are those determined by Li et al.¹ using DF/MS to monitor the decay of OBrO in excess NO. A possible complication in these experiments exists from the secondary reaction of Br with OBrO.

(Table: 10-6, Note: 10-6, Evaluated: 10-6) [Back to Table](#)

- (1) Li, Z. J.; Jeong, G. R.; Person, E. Kinetics of reactions of OBrO with NO, O₃, OCIO, and ClO at 240-350 K. *Int. J. Chem. Kinet.* **2002**, *34*, 430-437, doi:10.1002/kin.10069.

G58. CH₂BrO₂ + NO. The recommended value for k (298 K) is based on the 298 K measurement of Sehested et al.,⁴ who used pulsed radiolysis with UV absorption detection of the NO₂ product formation rate. The temperature dependence is estimated based on analogy to similar RO₂ + NO reactions. The CH₂BrO product

has been shown to undergo rapid unimolecular decomposition to yield $\text{CH}_2\text{O} + \text{Br}$ by Chen et al.¹ and Orlando et al.³ The domination of this channel over the reaction of CH_2BrO with O_2 is consistent with the fate of other alkoxy radicals (Chen et al. and Orlando et al.), but contradicts the earlier result of Nielson et al.² (Table: 94-26, Note: 97-4, Evaluated: 97-4) [Back to Table](#)

- (1) Chen, J.; Catoire, V.; Niki, H. Mechanistic study of the BrCH_2O radical degradation in 700 Torr air. *Chem. Phys. Lett.* **1995**, *245*, 519-528.
- (2) Nielsen, O. J.; Munk, J.; Locke, G.; Wallington, T. J. Ultraviolet absorption spectra and kinetics of the self-reaction of CH_2Br and CH_2BrO_2 radicals in the gas phase at 298 K. *J. Phys. Chem.* **1991**, *95*, 8714-8719.
- (3) Orlando, J. J.; Tyndall, G. S.; Wallington, T. J. Atmospheric oxidation of CH_3Br : Chemistry of the CH_2BrO radical. *J. Phys. Chem.* **1996**, *100*, 7026-7033.
- (4) Sehested, J.; Nielsen, O. J.; Wallington, T. J. Absolute rate constants for the reaction of NO with a series of peroxy radicals in the gas phase at 295 K. *Chem. Phys. Lett.* **1993**, *213*, 457-464.

1.12.3 Bibliography – BrO_x Reactions

- Arnts, R. R.; Seila, R. L.; Bufalini, J. J. Determination of room temperature OH rate constants for acetylene, ethylene dichloride, ethylene dibromide, p-dichlorobenzene and carbon disulfide. *J. Air Pollut. Control Assoc.* **1989**, *39*, 453-460.
- Atkinson, D. B.; Jaramillo, V. I.; Smith, M. A. Low-temperature kinetic behavior of the bimolecular reaction OH + HBr (76-242 K). *J. Phys. Chem. A* **1997**, *101*, 3356-3359.
- Basco, N.; Dogra, S. K. Reactions of halogen oxides studied by flash photolysis III. The production and reactions of BrO and ClO radicals in the halogen-sensitized decomposition of chlorine dioxide. *Proc. Roy. Soc. Lond. A.* **1971**, *323*, 417-429.
- Bedjanian, Y.; Le Bras, G.; Poulet, G. Kinetic study of the reactions of Br₂ with OH and OD. *Int. J. Chem. Kinet.* **1999**, *31*, 698-704.
- Bedjanian, Y.; Riffault, V.; Le Bras, G.; Poulet, G. Kinetic study of the reactions of OH and OD with HBr and DBr. *J. Photochem. Photobiol. A: Chem.* **1999**, *128*, 15-25.
- Bedjanian, Y.; Riffault, V.; Le Bras, G.; Poulet, G. Kinetic study of the reactions of Br with HO₂ and DO₂. *J. Phys. Chem. A* **2001**, *105*, 573-578, doi:10.1021/jp002731r.
- Bedjanian, Y.; Riffault, V.; Le Bras, G.; Poulet, G. Kinetics and mechanism of the OH and OD reactions with BrO. *J. Phys. Chem. A* **2001**, *105*, 6154-6166, doi:10.1021/jp010369q.
- Bedjanian, Y.; Riffault, V.; Poulet, G. Kinetic study of the reactions of BrO radicals with HO₂ and DO₂. *J. Phys. Chem. A* **2001**, *105*, 3167-3175, doi:10.1021/jp0032255.
- Bierbach, A.; Barnes, I.; Becker, K. H. Rate coefficients for the gas-phase reactions of bromine series of radicals with alkenes, dienes, and aromatic hydrocarbons at 298 ± 2 K. *Int. J. Chem. Kinet.* **1996**, *28*, 565-577.
- Bilde, M.; Wallington, T. J.; Ferronato, C.; Orlando, J. J.; Tyndall, G. S.; Estupiñan, E.; Haberkorn, S. Atmospheric chemistry of CH₂BrCl, CHBrCl₂, CHBr₂Cl, CF₃CHBrCl, and CBr₂Cl₂. *J. Phys. Chem. A* **1998**, *102*, 1976-1986, doi:10.1021/jp9733375.
- Bilde, M.; Wallington, T. J.; Ferronato, G.; Orlando, J. J.; Tyndall, G. S.; Estupinan, E.; Haberkorn, S. Atmospheric chemistry of CH₂BrCl, CHBrCl₂, CHBr₂Cl, CF₃CHBrCl, and CBr₂Cl₂. *J. Phys. Chem. A* **1998**, *102*, 1976-1986, doi:10.1021/jp9733375.
- Bloss, W. J.; Rowley, D. M.; Cox, R. A.; Jones, R. L. Rate coefficient for the BrO + HO₂ reaction at 298 K. *Phys. Chem. Chem. Phys.* **2002**, *4*, 3639-3647, doi:10.1039/b201653b.
- Boodaghians, R. B.; Hall, I. W.; Wayne, R. P. Kinetics of the reactions of the hydroxyl radical with molecular chlorine and bromine. *J. Chem. Soc. Faraday Trans. 2* **1987**, *83*, 529-538.
- Bridier, I.; Veyret, B.; Lesclaux, R. Flash photolysis kinetic study of reactions of the BrO radical with BrO and HO₂. *Chem. Phys. Lett.* **1993**, *201*, 563-568.
- Brown, A. C.; Canosa-Mas, C. E.; Parr, A. D.; Rothwell, K.; Wayne, R. P. Tropospheric lifetimes of three compounds for possible replacement of CFC and halons. *Nature* **1990**, *347*, 541-543.
- Brown, A. C.; Canosa-Mas, C. E.; Parr, A. D.; Wayne, R. P. Laboratory studies of some halogenated ethanes and ethers: Measurements of rates of reaction with OH and of infrared absorption cross-sections. *Atmos. Environ.* **1990**, *24A*, 2499-2511.
- Brown, R. D. H.; Smith, I. W. M. Absolute rate constants for the reactions O(³P) atoms with HCl and HBr. *Int. J. Chem. Kinet.* **1975**, *7*, 301-315.
- Bryukov, M. G.; Vidrine, R. G.; Dellinger, B. Temperature-dependent kinetics study of the gas-phase reactions of OH with n- and i-propyl bromide. *J. Phys. Chem. A* **2007**, *111*, 6197-6203, doi:10.1021/jp072693c.
- Burkholder, J. B. NO₃ yield in the O(³P) + BrONO₂ reaction. *J. Phys. Chem. A* **2000**, *104*, 6733-6737, doi:10.1021/jp9942926.
- Burkholder, J. B.; Wilson, R. R.; Gierczak, T.; Talukdar, R.; McKeen, S. A.; Orlando, J. J.; Vaghjiani, G. L.; Ravishankara, A. R. Atmospheric fate of CF₃Br, CF₂Br₂, CF₂ClBr, and CF₂BrCF₂Br. *J. Geophys. Res.* **1991**, *96*, 5025-5043.
- Cannon, B. D.; Robertshaw, J. S.; Smith, I. W. M.; Williams, M. D. A time-resolved LIF study of the kinetics of OH(v=0) and OH(v=1) with HCl and HBr. *Chem. Phys. Lett.* **1984**, *105*, 380-385.
- Canosa-Mas, C. E.; Smith, S. J.; Toby, S.; Wayne, R. P. Laboratory studies of the reactions of the nitrate radical with chloroform, methanol, hydrogen chloride and hydrogen bromide. *J. Chem. Soc. Faraday Trans. 2* **1989**, *85*, 709-725.
- Chen, J.; Catoire, V.; Niki, H. Mechanistic study of the BrCH₂O radical degradation in 700 Torr air. *Chem. Phys. Lett.* **1995**, *245*, 519-528.
- Chichinin, A.; Teton, S.; Le Bras, G.; Poulet, G. Kinetic investigation of the OH + CH₃Br reaction between 248 and 390 K. *J. Atmos. Chem.* **1994**, *18*, 239-245.
- Clyne, M. A. A.; Cruse, H. W. Rates of elementary reactions involving the BrO (X²Π) and IO (X²Π) radicals Part 2.- Reactions of the BrO and IO radicals. *Trans. Faraday Soc.* **1970**, *66*, 2227-2236.

- Clyne, M. A. A.; Holt, P. M. Reaction kinetics involving ground $X^2\Pi$ and excited $A^2\Sigma^+$ hydroxyl radicals Part 1.- Quenching kinetics of OH $A^2\Sigma^+$ and rate constants for reactions of OH $X^2\Pi$ with CH_3CCl_3 and CO. *J. Chem. Soc. Faraday Trans. 2* **1979**, *75*, 569-581.
- Clyne, M. A. A.; Monkhouse, P. B.; Townsend, L. W. Reactions of O 3P_J atoms with halogens: The rate constants for the elementary reactions O + BrCl, O + Br₂, and O + Cl₂. *Int. J. Chem. Kinet.* **1976**, *8*, 425-449.
- Clyne, M. A. A.; Watson, R. T. Kinetic studies for diatomic free radicals using mass spectrometry Part 3.- Elementary reactions involving BrO $X^2\Pi$ radicals. *J. Chem. Soc. Faraday Trans. 1* **1975**, *71*, 336-350.
- Clyne, M. A. A.; Watson, R. T. Kinetic studies of diatomic free radicals using mass spectrometry Part 4.-The Br + OCIO and BrO + ClO reactions. *J. Chem. Soc. Faraday Trans. 1* **1977**, *73*, 1169-1187.
- Cox, R. A.; Sheppard, D. W.; Stevens, M. P. Absorption coefficients and kinetics of the BrO radical using molecular modulation. *J. Photochem.* **1982**, *19*, 189-207.
- Cronkrite, J. M.; Stickel, R. E.; Nicovich, J. M.; Wine, P. H. Laser flash photolysis studies of radical-radical reaction kinetics: The HO₂ + BrO reaction. *J. Phys. Chem. A* **1998**, *102*, 6651-6658.
- Davis, D. D.; Machado, G.; Conaway, B.; Oh, Y.; Watson, R. A temperature dependent kinetics study of the reaction of OH with CH_3Cl , CH_2Cl_2 , CHCl_3 , and CH_3Br . *J. Chem. Phys.* **1976**, *65*, 1268-1274.
- DeMore, W. B. Experimental and estimated rate constants for the reactions of hydroxyl radicals with several halocarbons. *J. Phys. Chem.* **1996**, *100*, 5813-5820.
- Donaghy, T.; Shanahan, I.; Hande, M.; Fitzpatrick, S. Rate constants and atmospheric lifetimes for the reactions of OH radicals and Cl atoms with haloalkanes. *Int. J. Chem. Kinet.* **1993**, *25*, 273-284.
- Elrod, M. J.; Meads, R. F.; Lipson, J. B.; Seeley, J. V.; Molina, M. J. Temperature dependence of the rate constant for the HO₂ + BrO reaction. *J. Phys. Chem.* **1996**, *100*, 5808-5812.
- Ferracci, V.; Rowley, D. M. Kinetic studies of the BrO + ClO cross-reaction over the range $T = 246\text{--}314$ K. *Phys. Chem. Chem. Phys.* **2014**, *16*, 1182-1196, doi:10.1039/c3cp53440e.
- Friedl, R. R.; Sander, S. P. Kinetics and product studies of the reaction ClO + BrO using discharge-flow mass spectrometry. *J. Phys. Chem.* **1989**, *93*, 4756-4764.
- Gierczak, T.; Goldfarb, L.; Sueper, D.; Ravishankara, A. R. Kinetics of the reactions of Cl atoms with CH_3Br and CH_2Br_2 . *Int. J. Chem. Kinet.* **1994**, *26*, 719-728.
- Gilles, M. K.; Burkholder, J. B.; Gierczak, T.; Marshall, P.; Ravishankara, A. R. Rate coefficient and product branching measurements for the reaction OH + bromopropane from 230 to 360 K. *J. Phys. Chem. A* **2002**, *104*, 8945-8950, doi:10.1021/jp014736+.
- Gilles, M. K.; Burkholder, J. B.; Ravishankara, A. R. Rate coefficients for the reaction of OH with Cl₂, Br₂ and I₂ from 235 to 354 K. *Int. J. Chem. Kinet.* **1999**, *31*, 417-424.
- Gilles, M. K.; McCabe, D. C.; Burkholder, J. B.; Ravishankara, A. R. Measurement of the rate coefficient for the reaction of OH with BrO. *J. Phys. Chem. A* **2001**, *105*, 5849-5853, doi:10.1021/jp0039666.
- Gilles, M. K.; Turnipseed, A. A.; Burkholder, J. B.; Ravishankara, A. R. Kinetics of the IO radical. 2. Reaction of IO with BrO. *J. Phys. Chem. A* **1997**, *101*, 5526-5534, doi:10.1021/jp9709159.
- Goliff, W. S.; Rowland, F. S. Methyl chloride formation by gas phase thermal chlorine atom reaction with methyl iodide and methyl bromide. *Geophys. Res. Lett.* **1997**, *23*, 3029-3032, doi:10.1029/97GL03093.
- Harwood, M. H.; Rowley, D. M.; Cox, R. A.; Jones, R. L. Kinetics and mechanism of the BrO self-reaction: Temperature- and pressure-dependent studies. *J. Phys. Chem. A* **1998**, *102*, 1790-1802.
- Heneghan, S. P.; Benson, S. W. Kinetic study of the reactions of Cl and Br with H₂O₂. *Int. J. Chem. Kinet.* **1983**, *15*, 1311-1319.
- Herndon, S. C.; Gierczak, T.; Talukdar, R. K.; Ravishankara, A. R. Kinetics of the reactions of OH with several alkyl halides. *Phys. Chem. Chem. Phys.* **2001**, *3*, 4529-4535, doi:10.1039/b105188c.
- Hills, A. J.; Cicerone, R. J.; Calvert, J. G.; Birks, J. W. Temperature dependence of the rate constant and product channels for the BrO + ClO reaction. *J. Phys. Chem.* **1988**, *92*, 1853-1858, doi:10.1021/j100318a032.
- Howard, C. J.; Evenson, K. M. Rate constants for the reactions of OH with CH₄ and fluorine, chlorine, and bromine substituted methanes at 296 K. *J. Chem. Phys.* **1976**, *64*, 197-202.
- Howard, C. J.; Evenson, K. M. Rate constants for the reactions of OH with ethane and some halogen substituted ethanes at 296 K. *J. Chem. Phys.* **1976**, *64*, 4303-4306.
- Hsu, K. J.; DeMore, W. B. Rate constants for the reactions of OH with CH_3Cl , CH_2Cl_2 , CHCl_3 , and CH_3Br . *Geophys. Res. Lett.* **1994**, *21*, 805-808.
- Hsu, K. J.; DeMore, W. B. Rate constants and temperature dependences for the reactions of hydroxyl radical with several halogenated methanes, ethanes, and propanes by relative rate measurements. *J. Phys. Chem.* **1995**, *99*, 1235-1244.
- Husain, D.; Plane, J. M. C.; Slater, N. K. H. Kinetic investigation of the reactions of OH($X^2\Pi$) with the hydrogen halides, HCl, DCl, HBr and DBr by time-resolved resonance fluorescence ($A^2\Sigma^+ - X^2\Pi$). *J. Chem. Soc. Faraday Trans. 2* **1981**, *77*, 1949-1962.
- Ingham, T.; Sander, S. P.; Friedl, R. R. Kinetics and product studies of the reaction of Br, Cl, and NO with ClOOCl using discharge-flow mass spectrometry. *Faraday Discuss.* **2005**, *130*, 89-110, doi:10.1039/b500179j.

- Jaffe, S.; Mainquist, W. K. Bromine photosensitized decomposition of ozone. *J. Phys. Chem.* **1980**, *84*, 3277-3280.
- Jaramillo, V. I.; Gougeon, S.; Le Picard, S.; Canosa, A.; Smith, M.; Rowe, B. A consensus view of the temperature dependence of the gas phase reaction: $\text{OH} + \text{HBr} \rightarrow \text{H}_2\text{O} + \text{Br}$. *Int. J. Chem. Kinet.* **2002**, *34*, 339-344, doi:10.1002/kin.10056.
- Jourdain, J. L.; Le Bras, G.; Combourieu, J. EPR determination of absolute rate constants for the reactions of H and OH radicals with hydrogen bromide. *Chem. Phys. Lett.* **1981**, *78*, 483-487.
- Kambanis, K. G.; Lazarou, Y. G.; Papagiannakopoulos, P. J. Absolute rate constants for the reactions of Cl atoms with CH_3Br , CH_2Br_2 , and CHBr_3 . *J. Phys. Chem.* **1997**, *101*, 8496-8502, doi:10.1021/jp9719671.
- Kozlov, S. N.; Orkin, V. L.; Huie, R. E.; Kurylo, M. J. OH reactivity and UV spectra of propane, n-propyl bromide, and isopropyl bromide. *J. Phys. Chem. A* **2003**, *107*, 1333-1338, doi:10.1021/jp021806j.
- Kukui, A.; Kirchner, U.; Benter, T.; Schindler, R. N. A gaskinetic investigation of HOBr reactions with $\text{Cl}(^2\text{P})$, $\text{O}(^3\text{P})$ and $\text{OH}(^2\Pi)$. The reaction of BrCl with $\text{OH}(^2\Pi)$. *Ber. Bunsenges. Phys. Chem.* **1996**, *100*, 455-461.
- Laine, P. L.; Sohn, Y. S.; Nicovich, J. M.; McKee, M. L.; Wine, P. H. Kinetics of elementary steps in the reactions of atomic bromine with isoprene and 1,3-butadiene under atmospheric conditions. *J. Phys. Chem. A* **2012**, *116*, 6341-6357, doi:10.1021/jp212127v.
- Lancar, I.; Laverdet, G.; Le Bras, G.; Poulet, G. Rate constant and products of the $\text{BrO} + \text{BrO}$ reaction at 298 K. *Int. J. Chem. Kinet.* **1991**, *23*, 37-45.
- Larichev, M.; Maguin, F.; Le Bras, G.; Poulet, G. Kinetics and mechanism of the $\text{BrO} + \text{HO}_2$ reaction. *J. Phys. Chem.* **1995**, *99*, 15911-15918, doi:10.1021/j100043a032.
- Laszlo, B.; Huie, R. E.; Kurylo, M. J.; Miziolek, A. W. Kinetic studies of the reactions of BrO and IO radicals. *J. Geophys. Res.* **1997**, *102*, 1523-1532, doi:10.1029/96JD00458.
- Laverdet, G.; Le Bras, G.; Mellouki, A.; Poulet, G. The $\text{Br} + \text{HO}_2$ reaction revisited: absolute determination of the rate constant at 298 K. *Chem. Phys. Lett.* **1990**, *172*, 430-434.
- Le Bras, G.; Combourieu, J. EPR kinetic study of the reactions of CF_3Br with H atoms and OH radicals. *Int. J. Chem. Kinet.* **1978**, *10*, 1205-1213.
- Le Bras, G.; Foon, R.; Combourieu, J. EPR kinetic study of the reactions of F and Br atoms with H_2CO . *Chem. Phys. Lett.* **1980**, *73*, 357-361.
- Leu, M.-T.; DeMore, W. B. Rate constant for the reaction of atomic bromine with ozone. *Chem. Phys. Lett.* **1977**, *48*, 317-320.
- Leu, M. T. Rate constant for the reaction $\text{BrO} + \text{NO} \rightarrow \text{Br} + \text{NO}_2$. *Chem. Phys. Lett.* **1979**, *61*, 275-279.
- Leu, M. T. Upper limits for the rate constant for the reaction $\text{Br} + \text{H}_2\text{O}_2 \rightarrow \text{HBr} + \text{HO}_2$. *Chem. Phys. Lett.* **1980**, *69*, 37-39.
- Li, Z.; Friedl, R. R.; Sander, S. P. Kinetics of the $\text{HO}_2 + \text{BrO}$ reaction over the temperature range 233-348 K. *J. Chem. Soc. Faraday Trans.* **1997**, 2683-2691.
- Li, Z. J.; Jeong, G. R.; Person, E. Kinetics of reactions of OBrO with NO, O_3 , OClO, and ClO at 240-350 K. *Int. J. Chem. Kinet.* **2002**, *34*, 430-437, doi:10.1002/kin.10069.
- Loewenstein, L. M.; Anderson, J. G. Rate and product measurements for the reactions of OH with Cl_2 , Br_2 , and BrCl at 298 K. Trend interpretations. *J. Phys. Chem.* **1984**, *88*, 6277-6286, doi:10.1021/j150669a045.
- Mauldin, R. L., III; Wahner, A.; Ravishankara, A. R. Kinetics and mechanism of the self-reaction of the BrO radical. *J. Phys. Chem.* **1993**, *97*, 7585-7596.
- Mellouki, A.; Poulet, G.; Le Bras, G.; Singer, R.; Burrows, J. P.; Moortgat, G. K. Discharge flow kinetic study of the reactions of NO_3 with Br, BrO, HBr, and HCl. *J. Phys. Chem.* **1989**, *93*, 8017-8021, doi:10.1021/j100361a012.
- Mellouki, A.; Talukdar, R. K.; Howard, C. J. Kinetics of the reactions of HBr with O_3 and HO_2 : The yield of HBr from $\text{HO}_2 + \text{BrO}$. *J. Geophys. Res.* **1994**, *99*, 22949-22954.
- Mellouki, A.; Talukdar, R. K.; Schmoltner, A.-M.; Gierczak, T.; Mills, M. J.; Solomon, S.; Ravishankara, A. R. Atmospheric lifetimes and ozone depletion potentials of methyl bromide (CH_3Br) and dibromomethane (CH_2Br_2). *Geophys. Res. Lett.* **1992**, *19*, 2059-2062.
- Michael, J. V.; Lee, J. H.; Payne, W. A.; Stief, L. J. Absolute rate of the reaction of $\text{N}(^4\text{S})$ with NO from 196-400 K with DF-RF and FP-RF techniques. *J. Chem. Phys.* **1978**, *68*, 4093-4097.
- Michael, J. V.; Payne, W. A. Absolute rate constants for the reaction of bromine atoms with ozone from 234 to 360 K. *Int. J. Chem. Kinet.* **1979**, *11*, 799-809.
- Monks, P. S.; Nesbitt, F. L.; Scanlon, M.; Stief, L. J. HOBr kinetics: Reactions of halogen atoms, oxygen atoms, nitrogen atoms, and nitric oxide with HOBr. *J. Phys. Chem.* **1993**, *97*, 11699-11705.
- Nava, D. F.; Bosco, S. R.; Stief, L. J. Rate constant for the reaction of $\text{O}(^3\text{P})$ with HBr from 221 to 455 K. *J. Chem. Phys.* **1983**, *78*, 2443-2448.
- Nava, D. F.; Michael, J. V.; Stief, L. J. Rate constant for the reaction of atomic bromine with formaldehyde from 223 to 480 K. *J. Phys. Chem.* **1981**, *85*, 1896-1899, doi:10.1021/j150613a024.
- Nelson, D. D., Jr.; Wormhoudt, J. C.; Zahniser, M. S.; Kolb, C. E.; Ko, M. K. W.; Weisenstein, D. K. OH reaction kinetics and atmospheric impact of 1-bromopropane. *J. Phys. Chem. A* **1997**, *101*, 4987-4990.

- Nelson, D. D., Jr.; Zahniser, M. S.; Kolb, C. E. OH reaction kinetics and atmospheric lifetimes of CF₃CFHCF₃ and CF₃CH₂Br. *Geophys. Res. Lett.* **1993**, *20*, 197-200.
- Nesbitt, F. L.; Monks, P. S.; Payne, W. A.; Stief, L. J.; Toumi, R. The reaction O(³P) + HOBr: Temperature dependence of the rate constant and importance of the reaction as an HOBr stratospheric loss process. *Geophys. Res. Lett.* **1995**, *22*, 827-830.
- Nicovich, J. M.; Kreutter, K. D.; Wine, P. H. Kinetics of the reactions of Cl(²P₁) and Br(²P_{3/2}) with O₃. *Int. J. Chem. Kinet.* **1990**, *22*, 399-414.
- Nicovich, J. M.; Wine, P. H. Kinetics of the reactions of O(³P) and Cl(²P) with HBr and Br₂. *Int. J. Chem. Kinet.* **1990**, *22*, 379-397.
- Nielsen, O. J.; Munk, J.; Locke, G.; Wallington, T. J. Ultraviolet absorption spectra and kinetics of the self-reaction of CH₂Br and CH₂BrO₂ radicals in the gas phase at 298 K. *J. Phys. Chem.* **1991**, *95*, 8714-8719.
- Nilsson, E. J. K.; Joelsson, I. M. T.; Heimdahl, J.; Johnson, M. S.; Nielsen, O. J. Re-evaluation of the reaction rate coefficient of CH₃Br + OH with implications for the atmospheric budget of methyl bromide. *Atmos. Environ.* **2013**, *80*, 70-74, doi:10.1016/j.atmosenv.2013.07.046.
- Ninomiya, Y.; Hashimoto, S.; Kawasaki, M.; Wallington, T. J. Cavity ring-down study of BrO radicals: Kinetics of the Br + O₃ reaction and rate of relaxation of vibrationally excited BrO by collisions with N₂ and O₂. *Int. J. Chem. Kinet.* **2000**, *32*, 125-130.
- Orkin, V. L.; Khamaganov, V. G. Rate constants for reactions of OH radicals with some Br-containing haloalkanes. *J. Atmos. Chem.* **1993**, *16*, 169-178.
- Orkin, V. L.; Khamaganov, V. G.; Guschin, A. G.; Huie, R. E.; Kurylo, M. J. Atmospheric fate of chlorobromomethane: Rate constant for the reaction with OH, UV spectrum, and water solubility. *J. Phys. Chem. A* **1997**, *101*, 174-178.
- Orkin, V. L.; Khamaganov, V. G.; Kozlov, S. N.; Kurylo, M. J. Measurements of rate constants for the OH reactions with bromoform (CHBr₃), CHBr₂Cl, CHBrCl₂, and epichlorohydrin (C₃H₅ClO). *J. Phys. Chem. A* **2013**, *117*, 3809-3818, doi:10.1021/jp3128753.
- Orkin, V. L.; Louis, F.; Huie, R. E.; Kurylo, M. J. Photochemistry of bromine-containing fluorinated alkenes: Reactivity toward OH and UV spectra. *J. Phys. Chem. A* **2002**, *106*, 10195-10199, doi:10.1021/jp014436s.
- Orlando, J. J.; Tyndall, G. S.; Wallington, T. J. Atmospheric oxidation of CH₃Br: Chemistry of the CH₂BrO radical. *J. Phys. Chem.* **1996**, *100*, 7026-7033.
- Orlando, J. J.; Tyndall, G. S.; Wallington, T. J.; Dill, M. Atmospheric chemistry of CH₂Br₂: Rate coefficients for its reaction with Cl atoms and OH and the chemistry of the CHBr₂O radical. *Int. J. Chem. Kinet.* **1996**, *28*, 433-442.
- Patten, K. O.; Khamaganov, V. G.; Orkin, V. L.; Baughcum, S. L.; Wuebbles, D. J. OH reaction rate constant, IR absorption spectrum, ozone depletion potentials and global warming potentials of 2-bromo-3,3,3-trifluoropropene. *J. Geophys. Res.* **2011**, *116*, D24307, doi:10.1029/2011JD016518.
- Piety, C. A.; Soller, R.; Nicovich, J. M.; McKee, M. L.; Wine, P. H. Kinetic and mechanistic study of the reaction of atomic chlorine with methyl bromide over an extended temperature range. *Chem. Phys.* **1998**, *231*, 155-169.
- Posey, J.; Sherwell, J.; Kaufman, M. Kinetics of the reactions of atomic bromine with HO₂ and H₂O₂. *Chem. Phys. Lett.* **1981**, *77*, 476-479.
- Poulet, G.; Lancar, I. T.; Laverdet, G.; Le Bras, G. Kinetics and products of the BrO + ClO reaction. *J. Phys. Chem.* **1990**, *94*, 278-284.
- Poulet, G.; Laverdet, G.; Le Bras, G. Discharge flow-mass spectrometric determination of the rate coefficients for the reactions of formaldehyde with bromine atoms and chlorine atoms. *J. Phys. Chem.* **1981**, *85*, 1892-1895, doi:10.1021/j150613a023.
- Poulet, G.; Laverdet, G.; Le Bras, G. Kinetics and products of the reaction of hydroxyl radical with molecular bromine. *Chem. Phys. Lett.* **1983**, *94*, 129-132.
- Poulet, G.; Laverdet, G.; Le Bras, G. Kinetics of the reactions of atomic bromine with HO₂ and HCO at 298 K. *J. Chem. Phys.* **1984**, *80*, 1922-1928.
- Qiu, L. X.; Shi, S.-H.; Xing, S. B.; Chen, X. G. Rate constants for the reactions of OH with five halogen-substituted ethanes from 292 to 366 K. *J. Phys. Chem.* **1992**, *96*, 685-689.
- Ramacher, B.; Orlando, J. J.; Tyndall, G. S. Temperature-dependent rate coefficient measurements for the reaction of bromine atoms with a series of aldehydes. *Int. J. Chem. Kinet.* **2000**, *32*, 460-465.
- Rattigan, O. V.; Cox, R. A.; Jones, R. L. Br₂-sensitized decomposition of ozone: Kinetics of the reaction BrO + O₃ → products. *J. Chem. Soc. Faraday Trans.* **1995**, *91*, 4189-4197.
- Ravishankara, A. R.; Wine, P. H.; Langford, A. O. Absolute rate constant for the reaction OH + HBr → H₂O + Br. *Chem. Phys. Lett.* **1979**, *63*, 479-484.
- Ravishankara, A. R.; Wine, P. H.; Wells, J. R. The OH + HBr reaction revisited. *J. Chem. Phys.* **1985**, *83*, 447-448.
- Ray, G. W.; Watson, R. T. Kinetics study of the reactions of NO with FO, ClO, BrO, and IO at 298 K. *J. Phys. Chem.* **1981**, *85*, 2955-2960, doi:10.1021/j150620a022.

- Rowley, D. M.; Harwood, M. H.; Freshwater, R. A.; Jones, R. L. A novel flash photolysis/UV absorption system employing charge-coupled device (CCD) detection: A study of the BrO + BrO reaction at 298 K. *J. Phys. Chem.* **1996**, *100*, 3020-3029, doi:10.1021/jp951825b.
- Sander, S. P.; Friedl, R. R. Kinetics and product studies of the reaction ClO + BrO using flash photolysis-ultraviolet absorption. *J. Phys. Chem.* **1989**, *93*, 4764-4771.
- Sander, S. P.; Watson, R. T. Kinetics and mechanism of the disproportionation of BrO radicals. *J. Phys. Chem.* **1981**, *85*, 4000-4007, doi:10.1021/j150626a010.
- Sauer, C. G.; Barnes, I.; Becker, K. H. FT-IR kinetic and product study of the Br-radical initiated oxidation of α , β -unsaturated organic carbonyl compounds. *Atmos. Environ.* **1999**, *33*, 2969-2979, doi:10.1016/S1352-2310(99)00085-0.
- Sehested, J.; Nielsen, O. J.; Wallington, T. J. Absolute rate constants for the reaction of NO with a series of peroxy radicals in the gas phase at 295 K. *Chem. Phys. Lett.* **1993**, *213*, 457-464.
- Sims, I. R.; Smith, I. W. M.; Clary, D. C.; Bocherel, P.; Rowe, B. R. Ultra-low temperature kinetics of neutral-neutral reactions: New experimental and theoretical results for OH + HBr between 295 and 23 K. *J. Chem. Phys.* **1994**, *101*, 1748-1751.
- Singleton, D. L.; Cvetanovic, R. J. Temperature dependence of rate constants for the reactions of oxygen atoms, O(³P), with HBr and HI. *Can. J. Chem.* **1978**, *56*, 2934-2939.
- Smith, I. W. M.; Zellner, R. Rate measurements of reactions of OH by resonance absorption. *J. Chem. Soc. Faraday Trans. 2* **1974**, *70*, 1045-1056.
- Soller, R.; Nicovich, J. M.; Wine, P. H. Temperature-dependent rate coefficients for the reactions of Br(²P_{3/2}), Cl(²P_{3/2}), and O(³P_J) with BrONO₂. *J. Phys. Chem. A* **2001**, *105*, 1416-1422, doi:10.1021/jp001947q.
- Stevens, P. S.; Anderson, J. G. Kinetic and mechanistic study of X + ClOCl → products (X = Br, Cl, F, O, OH, N) over the temperature range 240-373 K. *J. Phys. Chem.* **1992**, *96*, 1708-1718, doi:10.1021/j100183a040.
- Sulbaek-Andersen, M. P.; Hurley, M. D.; Wallington, T. J. Kinetics of the gas phase reactions of chlorine atoms and OH radicals with CF₃CBr=CH₂ and CF₃CF₂CBr=CH₂. *Chem. Phys. Lett.* **2009**, *482*, 20-23, doi:10.1016/j.cplett.2009.09.056.
- Takacs, G. A.; Glass, G. P. Reaction of atomic oxygen with hydrogen bromide. *J. Phys. Chem.* **1973**, *77*, 1182-1186.
- Takacs, G. A.; Glass, G. P. Reactions of hydrogen atoms and hydroxyl radicals with hydrogen bromide. *J. Phys. Chem.* **1973**, *77*, 1060-1064.
- Talukdar, R.; Mellouki, A.; Gierczak, T.; Burkholder, J. B.; McKeen, S. A.; Ravishankara, A. R. Atmospheric lifetime of CHF₂Br, a proposed substitute for halons. *Science* **1991**, *252*, 693-695.
- Teton, S.; El-Boudali, A.; Mellouki, A. Rate constants for the reactions of OH radicals with 1- and 2-bromopropane. *J. Chim. Phys.* **1996**, *93*, 274-282.
- Thorn, R. P.; Cronkhite, J. M.; Nicovich, J. M.; Wine, P. H. Laser flash photolysis studies of radical-radical reaction kinetics: The O(³P_J) + BrO reaction. *J. Chem. Phys.* **1995**, *102*, 4131-4142.
- Toohey, D. W. Kinetic and Mechanistic Studies of Reactions of Bromine and Chlorine Species Important in the Earth's Stratosphere. Ph. D. Thesis, Harvard University, 1988.
- Toohey, D. W.; Anderson, J. G. Formation of BrCl(³Π₀⁺) in the reaction of BrO with ClO. *J. Phys. Chem.* **1988**, *92*, 1705-1708, doi:10.1021/j100318a002.
- Toohey, D. W.; Brune, W. H.; Anderson, J. G. Mechanism and kinetics of Br + HO₂ → HBr + O₂ and Br + H₂O₂ → products over the temperature range 260-390 K. *J. Phys. Chem.* **1987**, *91*, 1215-1222, doi:10.1021/j100289a036.
- Toohey, D. W.; Brune, W. H.; Anderson, J. G. Rate constant for the reaction Br + O₃ → BrO + O₂ from 248 to 418 K: Kinetics and mechanism. *Int. J. Chem. Kinet.* **1988**, *20*, 131-144.
- Tschuikow-Roux, E.; Faraji, F.; Paddison, S.; Niedzielski, J.; Miyokawa, K. Kinetics of photochlorination of halogen (F, Cl, Br) substituted methanes. *J. Phys. Chem.* **1988**, *92*, 1488-1495, doi:10.1021/j100317a023.
- Turnipseed, A. A.; Birks, J. W.; Calvert, J. G. Kinetics of the BrO + BrO reaction. *J. Phys. Chem.* **1990**, *94*, 7477-7482.
- Turnipseed, A. A.; Birks, J. W.; Calvert, J. G. Kinetics and temperature dependence of the BrO + ClO reaction. *J. Phys. Chem.* **1991**, *95*, 4356-4364.
- Watson, R. T.; Sander, S. P.; Yung, Y. L. Pressure and temperature dependence kinetics study of the NO + BrO → NO₂ + Br reaction. Implications for stratospheric bromine photochemistry. *J. Phys. Chem.* **1979**, *83*, 2936-2944, doi:10.1021/j100486a002.
- Xing, S. B.; Shi, S.-H.; Qiu, L. X. Kinetics studies of reactions of OH radicals with four haloethanes Part I. Experiment and BEBO calculation. *Int. J. Chem. Kinet.* **1992**, *24*, 1-10.
- Zhang, D. Q.; Zhong, J. X.; Qiu, L. X. Kinetics of the reaction of hydroxyl radicals with CH₂Br₂ and its implications in the atmosphere. *J. Atmos. Chem.* **1997**, *27*, 209-215.
- Zhang, Z.; Saini, R. D.; Kurylo, M. J.; Huie, R. E. A temperature dependent kinetic study of the reaction of the hydroxyl radical with CH₃Br. *Geophys. Res. Lett.* **1992**, *19*, 2413-2416.

1.13 IO_x Reactions

1.13.1 Table 1H: IO_x Reactions

Reaction	Temperature Range of Exp. Data (K) ^a	A-Factor	E/R	k(298 K) ^b	f(298 K) ^c	g	Notes
O + I ₂ → IO + I	298	1.4×10 ⁻¹⁰	0	1.4×10 ⁻¹⁰	1.4	250	H1
O + IO → O ₂ + I	298			1.2×10 ⁻¹⁰	2.0		H2
OH + I ₂ → HOI + I	294–298			1.8×10 ⁻¹⁰	2.0		H3
OH + HI → H ₂ O + I	298			3.0×10 ⁻¹¹	2.0		H4
OH + CH ₃ I → H ₂ O + CH ₂ I	271–423	2.9×10 ⁻¹²	1100	7.2×10 ⁻¹⁴	1.5	300	H5
OH + CF ₃ I → HOI + CF ₃	271–450	2.5×10 ⁻¹¹	2070	2.4×10 ⁻¹⁴	1.3	200	H6
HO ₂ + I → HI + O ₂	283–353	1.5×10 ⁻¹¹	1090	3.8×10 ⁻¹³	2.0	500	H7
HO ₂ + IO → products	273–373	1.3×10 ⁻¹¹	-570	8.8×10 ⁻¹¹	1.15	100	H8
NO ₃ + HI → HNO ₃ + I		(See Note)					H9
Cl + CH ₃ I → CH ₂ I + HCl	273–363	2.9×10 ⁻¹¹	1000	1.0×10 ⁻¹²	1.5	250	H10
I + O ₃ → IO + O ₂	231–337	2.3×10 ⁻¹¹	870	1.2×10 ⁻¹²	1.2	200	H11
I + NO \xrightarrow{M} INO		(See Table 2-1)					
I + NO ₂ \xrightarrow{M} INO ₂		(See Table 2-1)					
I + BrO → IO + Br	298			1.2×10 ⁻¹¹	2.0		H12
IO + NO → I + NO ₂	240–370	9.1×10 ⁻¹²	-240	2.0×10 ⁻¹¹	1.2	150	H13
IO + NO ₂ \xrightarrow{M} IONO ₂		(See Table 2-1)					
IO + ClO → products	200–362	5.1×10 ⁻¹²	-280	1.3×10 ⁻¹¹	2.0	200	H14
IO + BrO → products	204–388			6.9×10 ⁻¹¹	1.5		H15
IO + IO → products	250–373	1.5×10 ⁻¹¹	-500	8.0×10 ⁻¹¹	1.5	500	H16
INO + INO → I ₂ + 2NO	320–450	8.4×10 ⁻¹¹	2620	1.3×10 ⁻¹⁴	2.5	600	H17
INO ₂ + INO ₂ → I ₂ + 2NO ₂	320–450	2.9×10 ⁻¹¹	2600	4.7×10 ⁻¹⁵	3.0	1000	H18

Shaded areas indicate changes or additions since JPL10-6.

^a Temperature range of available experimental data. This is not necessarily the range of temperature over which the recommended Arrhenius parameters are applicable. See the corresponding note for each reaction for such information.

^b Units are cm³ molecule⁻¹ s⁻¹.

^c f(298 K) is the uncertainty factor at 298 K. To calculate the uncertainty at other temperatures, use the expression:

$$f(T) = f(298 \text{ K}) \exp \left| g \left(\frac{1}{T} - \frac{1}{298} \right) \right|$$

Note that the exponent is an absolute value.

1.13.2 Notes: IO_x Reactions

- H1. O + I₂.** Based on the room temperature data of Ray and Watson³ and Laszlo et al.¹ The molecular beam study of Parrish and Herschbach² suggests a zero activation energy, consistent with the near gas kinetic value of k at 298 K.
(Table: 97-4, Note: 97-4, Evaluated: 97-4) [Back to Table](#)
- (1) Laszlo, B.; Kurylo, M. J.; Huie, R. E. Absorption cross sections, kinetics of formation, and self-reaction of the IO radical produced via the laser photolysis of N₂O/I₂/N₂ Mixtures. *J. Phys. Chem.* **1995**, *99*, 11701-11707, doi:10.1021/j100030a013.
 - (2) Parrish, D. D.; Herschbach, D. R. Molecular beam chemistry. Persistent collision complex in reaction of oxygen atoms with bromine molecules. *J. Am. Chem. Soc.* **1973**, *95*, 6133-6134, doi:10.1021/ja00799a059.
 - (3) Ray, G. W.; Watson, R. T. Kinetics study of the reactions of NO with FO, ClO, BrO, and IO at 298 K. *J. Phys. Chem.* **1981**, *85*, 2955-2960, doi:10.1021/j150620a022.
- H2. O + IO.** Based on results of Laszlo et al.,¹ the only reported study of this rate constant. This value was derived from modeling a system in which the concentrations of I₂ and IO were monitored simultaneously. This rate constant is a factor of 4 greater than the values for the corresponding reactions of O with ClO and BrO.
(Table: 97-4, Note: 97-4, Evaluated: 97-4) [Back to Table](#)
- (1) Laszlo, B.; Kurylo, M. J.; Huie, R. E. Absorption cross sections, kinetics of formation, and self-reaction of the IO radical produced via the laser photolysis of N₂O/I₂/N₂ Mixtures. *J. Phys. Chem.* **1995**, *99*, 11701-11707, doi:10.1021/j100030a013.
- H3. OH + I₂.** Based on the data of Loewenstein and Anderson² and Jenkin et al.¹
(Table: 94-26, Note: 94-26, Evaluated: 94-26) [Back to Table](#)
- (1) Jenkin, M. E.; Clemshaw, K. C.; Cox, R. A. Kinetics of the reaction of OH with I₂. *J. Chem. Soc. Faraday Trans. 2* **1984**, *80*, 1633-1641, doi:10.1039/f29848001633.
 - (2) Loewenstein, L. M.; Anderson, J. G. Rate and product measurements for the reactions of OH with I₂ and ICl at 298 K: Separation of gas-phase and surface reaction components. *J. Phys. Chem.* **1985**, *89*, 5371-5379, doi:10.1021/j100271a012.
- H4. OH + HI.** Based on the data of Lancar et al.¹ and MacLeod et al.²
(Table: 94-26, Note: 94-26, Evaluated: 94-26) [Back to Table](#)
- (1) Lancar, I.; Mellouki, A.; Poulet, G. Kinetics of the reactions of hydrogen iodide with hydroxyl and nitrate radicals. *Chem. Phys. Lett.* **1991**, *177*, 554-558, doi:10.1016/0009-2614(91)90083-L.
 - (2) MacLeod, H.; Balestra, C.; Jourdain, J. L.; Laverdet, G.; Le Bras, G. Kinetic study of the reaction OH + HI by laser photolysis-resonance fluorescence. *Int. J. Chem. Kinet.* **1990**, *22*, 1167-1176.
- H5. OH + CH₃I.** The recommended rate expression is derived from a fit to the data of Brown et al.,¹ the only reported study of this reaction.
(Table: 02-25, Note: 02-25, Evaluated: 02-25) [Back to Table](#)
- (1) Brown, A. C.; Canosa-Mas, C. E.; Wayne, R. P. A kinetic study of the reactions of OH with CH₃I and CF₃I. *Atmos. Environ.* **1990**, *24A*, 361-367, doi:10.1016/0960-1686(90)90115-4.
- H6. OH + CF₃I.** The recommended rate expression is derived from a fit to the data of Gilles et al.⁴ The results from the studies by Garraway and Donovan³ and Berry et al.¹ were not used in deriving the recommendation as the results were possibly influenced by reactant photolysis. The room temperature value from the discharge flow/resonance fluorescence study of Brown et al.² agrees within the 2σ limits.
(Table: 02-25, Note: 02-25, Evaluated: 02-25) [Back to Table](#)
- (1) Berry, R.; Yuan, J.; Misra, A.; Marshall, P. Experimental and computational investigations of the reaction of OH with CF₃I and the enthalpy of formation of HOI. *J. Phys. Chem. A* **1998**, *102*, 5182-5188, doi:10.1021/jp980645+.
 - (2) Brown, A. C.; Canosa-Mas, C. E.; Wayne, R. P. A kinetic study of the reactions of OH with CH₃I and CF₃I. *Atmos. Environ.* **1990**, *24A*, 361-367, doi:10.1016/0960-1686(90)90115-4.

- (3) Garraway, J.; Donovan, R. J. Gas phase reaction of OH with alkyl iodides. *J. Chem. Soc. Chem. Comm.* **1979**, 1108.
- (4) Gilles, M. K.; Talukdar, R. K.; Ravishankara, A. R. Rate coefficients for the OH + CF₃I reaction between 271 and 370 K. *J. Phys. Chem. A* **2000**, *104*, 8945-8950, doi:10.1021/jp001827i.

H7. HO₂ + I. Based on the data of Jenkin et al.,¹ the only reported study of this reaction.

(Table: 94-26, Note: 94-26, Evaluated: 94-26) [Back to Table](#)

- (1) Jenkin, M. E.; Cox, R. A.; Mellouki, A.; Le Bras, G.; Poulet, G. Kinetics of the reaction of iodine atoms with HO₂ radicals. *J. Phys. Chem.* **1990**, *94*, 2927-2934, doi:10.1021/j100370a036.

H8. HO₂ + IO. The recommended value for k(298 K) is the average of values obtained from the Arrhenius expressions reported by Cronkhite et al. (274–373 K)² and Knight and Crowley (273–353 K).⁵ The recommended room temperature uncertainty limits encompass the results of Maguin et al.⁶ and Canosa-Mas et al.¹ and overlap with the uncertainty interval reported by Jenkin et al.⁴ The recommended E/R is obtained from a weighted fit (1/k² weighting factors) of the combined data of Cronkhite et al. and Knight and Crowley (one average rate constant per temperature studied) to the Arrhenius equation after scaling each individual set of rate constants by a constant factor so that the Arrhenius expressions describing the individual data sets each give the recommended k(298 K). In low pressure (~1 Torr He) flow tube studies, both Knight and Crowley and Maguin et al. observe HOI as a reaction product, but a quantitative HOI yield has not been reported. Computational results by Drougas and Kosmas³ confirm the existence of energetically favorable pathways to HOI + O₂(¹Δ) products via both HOOIO and HOOOI intermediates. Drougas and Kosmas also predict that HOOIO can isomerize to the very stable HOIO₂ species (bound by ~220 kJ mol⁻¹ relative to IO + HO₂). The predicted transition states for HOOIO isomerization and dissociation are approximately equal in energy to each other and to the HO₂ + IO reactants.

(Table: 15-10, Note: 15-10, Evaluated: 15-10) [Back to Table](#)

- (1) Canosa-Mas, C.; Flugge, M. L.; Shah, D.; Vipond, A.; Wayne, R. P. Kinetics of the reactions of IO with HO₂ and O(³P). *J. Atmos. Chem.* **1999**, *34*, 153-162, doi:10.1023/a:1006262306459.
- (2) Cronkhite, J. M.; Stickel, R. E.; Nicovich, J. M.; Wine, P. H. Laser flash photolysis studies of radical-radical reaction kinetics: The HO₂ + IO reaction. *J. Phys. Chem. A* **1999**, *103*, 3228-3236, doi:10.1021/jp990135v.
- (3) Drougas, E.; Kosmas, A. M. Computational studies of (HIO₃) isomers and the HO₂ + IO reaction pathways. *J. Phys. Chem. A* **2005**, *109*, 3887-3892, doi:10.1021/jp044197j.
- (4) Jenkin, M. E.; Cox, R. A.; Hayman, G. D. Kinetics of the reaction of IO radicals with HO₂ radicals at 298 K. *Chem. Phys. Lett.* **1991**, *177*, 272-278, doi:10.1016/0009-2614(91)85029-v.
- (5) Knight, G. P.; Crowley, J. N. The reactions of IO with HO₂, NO and CH₃SCH₃: Flow tube studies of kinetics and product formation. *Phys. Chem. Chem. Phys.* **2001**, *3*, 393-401, doi:10.1039/b008447f.
- (6) Maguin, F.; Laverdet, G.; Le Bras, G.; Poulet, G. Kinetic study of the reactions IO + HO₂ and IO + NO₂ at 298 K. *J. Phys. Chem.* **1992**, *96*, 1775-1780, doi:10.1021/j100183a052.

H9. NO₃ + HI. No recommendation is given, based on the potential for severe complications resulting from secondary chemistry in the only reported study of the reaction (Lancar et al.¹).

(Table: 94-26, Note: 94-26, Evaluated: 94-26) [Back to Table](#)

- (1) Lancar, I.; Mellouki, A.; Poulet, G. Kinetics of the reactions of hydrogen iodide with hydroxyl and nitrate radicals. *Chem. Phys. Lett.* **1991**, *177*, 554-558, doi:10.1016/0009-2614(91)90083-L.

H10. Cl + CH₃I. This reaction, thought to be a simple H abstraction reaction, has been shown by Ayhens et al.¹ to be quite complex. At low temperatures, Cl atom reversibly adds to CH₃I to form CH₃ICl. Thus, there are at least two channels for this reaction,



The rate coefficient for channel (a) has been measured by Ayhens et al. above 364 K, Kambanis et al.⁵ between 273 and 363 K, Bilde and Wallington² at 298 K, and Cotter et al.³ at 298 K. The recommendation is based on these studies.

Under atmospheric conditions reaction (b) to form the adduct is about two orders of magnitude faster than reaction (a). However, the fate of the CH₃ICl adduct in the atmosphere is unclear. Its lifetime, based on the

studies of Ayhens et al., can be as long as a few seconds at 200 K and a few hundred Torr pressure. Therefore, it is possible that it could react with O₂ or be photolyzed. At 298 K, in one atmosphere of O₂, it appears that the overall fate of the CH₃ClI is to decompose back to the reactants, based on the work of Bilde and Wallington.² Therefore, if O₂ were to react with CH₃ClI, this rate coefficient has to be less than about 10⁻¹⁷ cm³ molecule⁻¹ s⁻¹, using the rate coefficient for its decomposition measured by Ayhens et al. If the rate coefficient for CH₃ClI + O₂ were to remain approximately the same, i.e., 10⁻¹⁷ cm³ molecule⁻¹ s⁻¹, at lower temperatures, the possible loss of CH₃ClI via reaction with O₂ cannot be ignored. Further, the possible atmospheric photolysis of CH₃ClI may be important if it has a J-value greater than 0.1 s⁻¹.

There is a third possible product channel for this reaction to yield CH₃Cl + I (Goliff and Rowland⁴). Based on the results of Bilde and Wallington and Goliff and Rowland, we recommend that the rate coefficient for the Cl + CH₃I → CH₃Cl + I reaction to be less than 0.2k_a at 298 K. Since such a reaction is likely to have a significant barrier in the gas phase, even though it is exothermic by ~14 kcal mol⁻¹ at 298 K, the branching ratio for the production of CH₃Cl and I in the atmosphere will be likely less than that at 298 K.

(Table: 02-25, Note: 02-25, Evaluated: 02-25) [Back to Table](#)

- (1) Ayhens, Y. V.; Nicovich, J. M.; McKee, M. L.; Wine, P. H. Kinetic and mechanistic study of the reaction of atomic chlorine with methyl iodide over the temperature range 218-694 K. *J. Phys. Chem. A* **1997**, *101*, 9382-9390, doi:10.1021/jp9727097.
- (2) Bilde, M.; Wallington, T. J. Atmospheric chemistry of CH₃I: Reaction with atomic chlorine at 1-700 Torr total pressure and 295 K. *J. Phys. Chem.* **1998**, *102*, 1550-1555, doi:10.1021/jp973303x.
- (3) Cotter, E. S. N.; Booth, N. J.; Canosa-Mas, C. E.; Gray, D. J.; Shallcross, D. E.; Wayne, R. P. Reactions of Cl atoms with CH₃I, C₂H₅I, 1-C₃H₇I, 2-C₃H₇I and CF₃I: kinetics and atmospheric relevance. *Phys. Chem. Chem. Phys.* **2001**, *3*, 402-408, doi:10.1039/B007608M.
- (4) Goliff, W. S.; Rowland, F. S. Methyl chloride formation by gas phase thermal chlorine atom reaction with methyl iodide and methyl bromide. *Geophys. Res. Lett.* **1997**, *23*, 3029-3032, doi:10.1029/97GL03093.
- (5) Kambanis, K. G.; Lazarou, Y. G.; Papagiannakopoulos, P. J. Absolute rate constants for the reactions of Cl atoms with CH₃Br, CH₂Br₂, and CHBr₃. *J. Phys. Chem.* **1997**, *101*, 8496-8502, doi:10.1021/jp9719671.

H11. I + O₃. Based on the room temperature data of Jenkin and Cox² and Sander,³ and the temperature dependent data of Buben et al.¹ and Turnipseed et al.⁴

(Table: 97-4, Note: 97-4, Evaluated: 97-4) [Back to Table](#)

- (1) Buben, S. N.; Larin, I. K.; Messineva, N. A.; Trofimova, E. M. Study of processes with participation of atomic iodine: Determination of a constant of atomic iodine reaction rate with ozone in 231-337 K temperature range. *Khim. Fiz.* **1990**, *9*, 116-126.
- (2) Jenkin, M. E.; Cox, R. A. Kinetics study of the reactions IO + NO₂ + M → IONO₂ + M, IO + IO → products, and I + O₃ → IO + O₂. *J. Phys. Chem.* **1985**, *89*, 192-199, doi:10.1021/j100247a040.
- (3) Sander, S. P. Kinetics and mechanism of the IO + IO reaction. *J. Phys. Chem.* **1986**, *90*, 2194-2199, doi:10.1021/j100401a039.
- (4) Turnipseed, A. A.; Gilles, M. K.; Burkholder, J. B.; Ravishankara, A. R. LIF detection of IO and the rate coefficients for I + O₃ and IO + NO reactions. *Chem. Phys. Lett.* **1995**, *242*, 427-434, doi:10.1016/0009-2614(95)00774-X.

H12. I + BrO. Based on results of Laszlo et al.,¹ the only reported study of this rate constant. This value was derived from modeling the simultaneous decay of BrO and IO in a Br₂/I₂/N₂O system.

(Table: 97-4, Note: 97-4, Evaluated: 97-4) [Back to Table](#)

- (1) Laszlo, B.; Huie, R. E.; Kurylo, M. J.; Miziolek, A. W. Kinetic studies of the reactions of BrO and IO radicals. *J. Geophys. Res.* **1997**, *102*, 1523-1532, doi:10.1029/96JD00458.

H13. IO + NO. Based on the data of Ray and Watson,² Daykin and Wine,¹ and Turnipseed et al.³

(Table: 94-26, Note: 94-26, Evaluated: 94-26) [Back to Table](#)

- (1) Daykin, E. P.; Wine, P. H. Kinetics of the reactions of IO Radicals with NO and NO₂. *J. Phys. Chem.* **1990**, *94*, 4528-4535, doi:10.1021/j100374a034.
- (2) Ray, G. W.; Watson, R. T. Kinetics study of the reactions of NO with FO, ClO, BrO, and IO at 298 K. *J. Phys. Chem.* **1981**, *85*, 2955-2960, doi:10.1021/j150620a022.

- (3) Turnipseed, A. A.; Gilles, M. K.; Burkholder, J. B.; Ravishankara, A. R. LIF detection of IO and the rate coefficients for I + O₃ and IO + NO reactions. *Chem. Phys. Lett.* **1995**, *242*, 427-434, doi:10.1016/0009-2614(95)00774-X.
- H14. IO + ClO.** Based on results of Turnipseed et al.,¹ the only reported study of this reaction. These authors also reported the product yield for channel(s) yielding an I atom to be 0.8 ± 0.2.
(Table: 97-4, Note: 97-4, Evaluated: 97-4) [Back to Table](#)
- (1) Turnipseed, A. A.; Gilles, M. K.; Burkholder, J. B.; Ravishankara, A. R. Kinetics of the IO radical. 1. Reaction of IO with ClO. *J. Phys. Chem. A* **1997**, *101*, 5517-5525, doi:10.1021/jp970914g.
- H15. IO + BrO.** Based primarily on results of Laszlo et al.² Gilles et al.¹ reported the following Arrhenius expression for non-iodine atom producing channels: $2.5 \times 10^{-11} \exp(260/T) \text{ cm}^3 \text{ molecule}^{-1} \text{ s}^{-1}$. They also reported a branching ratio of <0.35 for channels producing I atoms. From their data they could constrain the value of the overall rate constant to be: $6 \times 10^{-11} < k < 10 \times 10^{-11} \text{ cm}^3 \text{ molecule}^{-1} \text{ s}^{-1}$, the range of which is consistent with the results of Laszlo et al.
(Table: 97-4, Note: 97-4, Evaluated: 97-4) [Back to Table](#)
- (1) Gilles, M. K.; Turnipseed, A. A.; Burkholder, J. B.; Ravishankara, A. R. Kinetics of the IO radical. 2. Reaction of IO with BrO. *J. Phys. Chem. A* **1997**, *101*, 5526-5534, doi:10.1021/jp9709159.
- (2) Laszlo, B.; Huie, R. E.; Kurylo, M. J.; Miziolek, A. W. Kinetic studies of the reactions of BrO and IO radicals. *J. Geophys. Res.* **1997**, *102*, 1523-1532, doi:10.1029/96JD00458.
- H16. IO + IO.** Sander³ reported a negative temperature dependence over the temperature range 250–373 K for the overall rate constant and for the absorption cross section at 427.2 nm. Harwood et al.¹ reported that the overall rate constant and the absorption cross section to be independent of temperature from 253 to 320 K. The recommended room temperature value is the average of the values reported by Sander, Harwood et al., and Laszlo et al.² The recommended temperature dependence is the average of the values reported by Sander and by Harwood et al., with an uncertainty sufficient to encompass the two reported values. The A-factor has been fitted to the recommended room temperature rate constant and the recommended temperature dependence. The overall rate constant for the decay of IO in the absence of ozone has been found to be independent of pressure by Sander, Laszlo et al., and Harwood et al. A comparison of the overall rate observed in excess ozone to that in the absence of ozone was interpreted by Sander and by Harwood et al. to imply that formation of the dimer I₂O₂ is the dominant reaction channel in the IO self-reaction.
(Table: 97-4, Note: 15-10, Evaluated: 97-4) [Back to Table](#)
- (1) Harwood, M. H.; Burkholder, J. B.; Hunter, M.; Fox, R. W.; Ravishankara, A. R. Absorption cross sections and self-reaction kinetics of the IO radical. *J. Phys. Chem. A* **1997**, *101*, 853-863, doi:10.1021/jp962429b.
- (2) Laszlo, B.; Kurylo, M. J.; Huie, R. E. Absorption cross sections, kinetics of formation, and self-reaction of the IO radical produced via the laser photolysis of N₂O/I₂/N₂ Mixtures. *J. Phys. Chem.* **1995**, *99*, 11701-11707, doi:10.1021/j100030a013.
- (3) Sander, S. P. Kinetics and mechanism of the IO + IO reaction. *J. Phys. Chem.* **1986**, *90*, 2194-2199, doi:10.1021/j100401a039.
- H17. INO + INO.** Based on the data of Van den Bergh and Troe.¹
(Table: 94-26, Note: 94-26, Evaluated: 94-26) [Back to Table](#)
- (1) van den Bergh, H.; Troe, J. Kinetic and thermodynamic properties of INO and INO₂ intermediate complexes in iodine recombination. *J. Chem. Phys.* **1976**, *64*, 736-742, doi:10.1063/1.432220.
- H18. INO₂ + INO₂.** Based on the data of van den Bergh and Troe.¹
(Table: 94-26, Note: 94-26, Evaluated: 94-26) [Back to Table](#)
- (1) van den Bergh, H.; Troe, J. Kinetic and thermodynamic properties of INO and INO₂ intermediate complexes in iodine recombination. *J. Chem. Phys.* **1976**, *64*, 736-742, doi:10.1063/1.432220.

1.13.3 Bibliography – IO_x Reactions

- Ayhens, Y. V.; Nicovich, J. M.; McKee, M. L.; Wine, P. H. Kinetic and mechanistic study of the reaction of atomic chlorine with methyl iodide over the temperature range 218-694 K. *J. Phys. Chem. A* **1997**, *101*, 9382-9390, doi:10.1021/jp9727097.
- Berry, R.; Yuan, J.; Misra, A.; Marshall, P. Experimental and computational investigations of the reaction of OH with CF₃I and the enthalpy of formation of HOI. *J. Phys. Chem. A* **1998**, *102*, 5182-5188, doi:10.1021/jp980645+.
- Bilde, M.; Wallington, T. J. Atmospheric chemistry of CH₃I: Reaction with atomic chlorine at 1-700 Torr total pressure and 295 K. *J. Phys. Chem.* **1998**, *102*, 1550-1555, doi:10.1021/jp973303x.
- Brown, A. C.; Canosa-Mas, C. E.; Wayne, R. P. A kinetic study of the reactions of OH with CH₃I and CF₃I. *Atmos. Environ.* **1990**, *24A*, 361-367, doi:10.1016/0960-1686(90)90115-4.
- Buben, S. N.; Larin, I. K.; Messineva, N. A.; Trofimova, E. M. Study of processes with participation of atomic iodine: Determination of a constant of atomic iodine reaction rate with ozone in 231-337 K temperature range. *Khim. Fiz.* **1990**, *9*, 116-126.
- Canosa-Mas, C.; Flugge, M. L.; Shah, D.; Vipond, A.; Wayne, R. P. Kinetics of the reactions of IO with HO₂ and O(³P). *J. Atmos. Chem.* **1999**, *34*, 153-162, doi:10.1023/a:1006262306459.
- Cotter, E. S. N.; Booth, N. J.; Canosa-Mas, C. E.; Gray, D. J.; Shallcross, D. E.; Wayne, R. P. Reactions of Cl atoms with CH₃I, C₂H₅I, 1-C₃H₇I, 2-C₃H₇I and CF₃I: kinetics and atmospheric relevance. *Phys. Chem. Chem. Phys.* **2001**, *3*, 402-408, doi:10.1039/B007608M.
- Cronkhite, J. M.; Stickel, R. E.; Nicovich, J. M.; Wine, P. H. Laser flash photolysis studies of radical-radical reaction kinetics: The HO₂ + IO reaction. *J. Phys. Chem. A* **1999**, *103*, 3228-3236, doi:10.1021/jp990135v.
- Daykin, E. P.; Wine, P. H. Kinetics of the reactions of IO Radicals with NO and NO₂. *J. Phys. Chem.* **1990**, *94*, 4528-4535, doi:10.1021/j100374a034.
- Drougas, E.; Kosmas, A. M. Computational studies of (HIO₃) isomers and the HO₂ + IO reaction pathways. *J. Phys. Chem. A* **2005**, *109*, 3887-3892, doi:10.1021/jp044197j.
- Garraway, J.; Donovan, R. J. Gas phase reaction of OH with alkyl iodides. *J. Chem. Soc. Chem. Comm.* **1979**, 1108.
- Gilles, M. K.; Talukdar, R. K.; Ravishankara, A. R. Rate coefficients for the OH + CF₃I reaction between 271 and 370 K. *J. Phys. Chem. A* **2000**, *104*, 8945-8950, doi:10.1021/jp001827i.
- Gilles, M. K.; Turnipseed, A. A.; Burkholder, J. B.; Ravishankara, A. R. Kinetics of the IO radical. 2. Reaction of IO with BrO. *J. Phys. Chem. A* **1997**, *101*, 5526-5534, doi:10.1021/jp9709159.
- Goliff, W. S.; Rowland, F. S. Methyl chloride formation by gas phase thermal chlorine atom reaction with methyl iodide and methyl bromide. *Geophys. Res. Lett.* **1997**, *23*, 3029-3032, doi:10.1029/97GL03093.
- Harwood, M. H.; Burkholder, J. B.; Hunter, M.; Fox, R. W.; Ravishankara, A. R. Absorption cross sections and self-reaction kinetics of the IO radical. *J. Phys. Chem. A* **1997**, *101*, 853-863, doi:10.1021/jp962429b.
- Jenkin, M. E.; Clemitshaw, K. C.; Cox, R. A. Kinetics of the reaction of OH with I₂. *J. Chem. Soc. Faraday Trans. 2* **1984**, *80*, 1633-1641, doi:10.1039/f29848001633.
- Jenkin, M. E.; Cox, R. A. Kinetics study of the reactions IO + NO₂ + M → IONO₂ + M, IO + IO → products, and I + O₃ → IO + O₂. *J. Phys. Chem.* **1985**, *89*, 192-199, doi:10.1021/j100247a040.
- Jenkin, M. E.; Cox, R. A.; Hayman, G. D. Kinetics of the reaction of IO radicals with HO₂ radicals at 298 K. *Chem. Phys. Lett.* **1991**, *177*, 272-278, doi:10.1016/0009-2614(91)85029-v.
- Jenkin, M. E.; Cox, R. A.; Mellouki, A.; Le Bras, G.; Poulet, G. Kinetics of the reaction of iodine atoms with HO₂ radicals. *J. Phys. Chem.* **1990**, *94*, 2927-2934, doi:10.1021/j100370a036.
- Kambanis, K. G.; Lazarou, Y. G.; Papagiannakopoulos, P. J. Absolute rate constants for the reactions of Cl atoms with CH₃Br, CH₂Br₂, and CHBr₃. *J. Phys. Chem.* **1997**, *101*, 8496-8502, doi:10.1021/jp9719671.
- Knight, G. P.; Crowley, J. N. The reactions of IO with HO₂, NO and CH₃SCH₃: Flow tube studies of kinetics and product formation. *Phys. Chem. Chem. Phys.* **2001**, *3*, 393-401, doi:10.1039/b008447f.
- Lancar, I.; Mellouki, A.; Poulet, G. Kinetics of the reactions of hydrogen iodide with hydroxyl and nitrate radicals. *Chem. Phys. Lett.* **1991**, *177*, 554-558, doi:10.1016/0009-2614(91)90083-L.
- Laszlo, B.; Huie, R. E.; Kurylo, M. J.; Miziolek, A. W. Kinetic studies of the reactions of BrO and IO radicals. *J. Geophys. Res.* **1997**, *102*, 1523-1532, doi:10.1029/96JD00458.
- Laszlo, B.; Kurylo, M. J.; Huie, R. E. Absorption cross sections, kinetics of formation, and self-reaction of the IO radical produced via the laser photolysis of N₂O/I₂/N₂ Mixtures. *J. Phys. Chem.* **1995**, *99*, 11701-11707, doi:10.1021/j100030a013.
- Loewenstein, L. M.; Anderson, J. G. Rate and product measurements for the reactions of OH with I₂ and ICl at 298 K: Separation of gas-phase and surface reaction components. *J. Phys. Chem.* **1985**, *89*, 5371-5379, doi:10.1021/j100271a012.
- MacLeod, H.; Balestra, C.; Jourdain, J. L.; Laverdet, G.; Le Bras, G. Kinetic study of the reaction OH + HI by laser photolysis-resonance fluorescence. *Int. J. Chem. Kinet.* **1990**, *22*, 1167-1176.

- Maguin, F.; Laverdet, G.; Le Bras, G.; Poulet, G. Kinetic study of the reactions IO + HO₂ and IO + NO₂ at 298 K. *J. Phys. Chem.* **1992**, *96*, 1775-1780, doi:10.1021/j100183a052.
- Parrish, D. D.; Herschbach, D. R. Molecular beam chemistry. Persistent collision complex in reaction of oxygen atoms with bromine molecules. *J. Am. Chem. Soc.* **1973**, *95*, 6133-6134, doi:10.1021/ja00799a059.
- Ray, G. W.; Watson, R. T. Kinetics study of the reactions of NO with FO, ClO, BrO, and IO at 298 K. *J. Phys. Chem.* **1981**, *85*, 2955-2960, doi:10.1021/j150620a022.
- Sander, S. P. Kinetics and mechanism of the IO + IO reaction. *J. Phys. Chem.* **1986**, *90*, 2194-2199, doi:10.1021/j100401a039.
- Turnipseed, A. A.; Gilles, M. K.; Burkholder, J. B.; Ravishankara, A. R. LIF detection of IO and the rate coefficients for I + O₃ and IO + NO reactions. *Chem. Phys. Lett.* **1995**, *242*, 427-434, doi:10.1016/0009-2614(95)00774-X.
- Turnipseed, A. A.; Gilles, M. K.; Burkholder, J. B.; Ravishankara, A. R. Kinetics of the IO radical. 1. Reaction of IO with ClO. *J. Phys. Chem. A* **1997**, *101*, 5517-5525, doi:10.1021/jp970914g.
- van den Bergh, H.; Troe, J. Kinetic and thermodynamic properties of INO and INO₂ intermediate complexes in iodine recombination. *J. Chem. Phys.* **1976**, *64*, 736-742, doi:10.1063/1.432220.

1.14 SO_x Reactions

1.14.1 Table 1I: SO_x Reactions

Reaction	Temperature Range of Exp. Data (K) ^a	A-Factor	E/R	k(298 K) ^b	f(298 K) ^c	g	Note
O + SH → SO + H	295			1.6×10 ⁻¹⁰	5.0		I1
O + CS → CO + S	150–305	2.7×10 ⁻¹⁰	760	2.1×10 ⁻¹¹	1.1	250	I2
O + H ₂ S → OH + SH	205–502	9.2×10 ⁻¹²	1800	2.2×10 ⁻¹⁴	1.7	550	I3
O + OCS → CO + SO	239–808	2.1×10 ⁻¹¹	2200	1.3×10 ⁻¹⁴	1.15	150	I4
O + CS ₂ → CS + SO	218–543	3.2×10 ⁻¹¹	650	3.6×10 ⁻¹²	1.2	150	I5
O + SO ₂ ^M → SO ₃		(See Table 2-1)					
O + CH ₃ SCH ₃ → CH ₃ SO + CH ₃	252–557	1.3×10 ⁻¹¹	-410	5.0×10 ⁻¹¹	1.1	100	I6
O + CH ₃ SSCH ₃ → CH ₃ SO + CH ₃ S	270–571	3.9×10 ⁻¹¹	-290	1.03×10 ⁻¹⁰	1.1	100	I7
O + CH ₃ S(O)CH ₃ → products	266–383	2.0×10 ⁻¹²	-440	8.8×10 ⁻¹²	1.2	200	I8
O ₃ + H ₂ S → products	~298			<2.0×10 ⁻²⁰			I9
O ₃ + CH ₃ SCH ₃ → products	301			<1.5×10 ⁻¹⁹			I10
O ₃ + SO ₂ → SO ₃ + O ₂	300	3.0×10 ⁻¹²	>7000	<2.0×10 ⁻²²			I11
O ₃ + SO ₂ F ₂ → products	294-296			<1.0×10 ⁻²³			I12
OH + H ₂ S → SH + H ₂ O	228–518	6.1×10 ⁻¹²	75	4.7×10 ⁻¹²	1.1	75	I13
OH + OCS → products	255–517	7.2×10 ⁻¹⁴	1070	2.0×10 ⁻¹⁵	1.5	200	I14
OH + CS ₂ → SH + OCS	251–520			<2.0×10 ⁻¹⁵			I15
OH + CS ₂ → CS ₂ OH ^{O₂} → products		(See Note)		1.2×10 ⁻¹² at P _{air} = 1 atm	1.25		I16
CS ₂ OH + O ₂ → products	249–348	2.8×10 ⁻¹⁴	0	2.8×10 ⁻¹⁴	1.2	100	I17
OH + CH ₃ SH → CH ₃ S + H ₂ O	244–430	9.9×10 ⁻¹²	-360	3.3×10 ⁻¹¹	1.07	75	I18
OH + CH ₃ SCH ₃ → H ₂ O + CH ₂ SCH ₃	248–573	1.2×10 ⁻¹¹	280	4.7×10 ⁻¹²	1.1	100	I19
OH + CH ₃ SCH ₃ ^M ↔ (CH ₃) ₂ SOH ^{O₂} → products		(See Note)		2.0×10 ⁻¹² at P _{air} = 1 atm	1.2		I20
(CH ₃) ₂ SOH + O ₂ → products	222–297	8.5×10 ⁻¹³	0	8.5×10 ⁻¹³	1.25	0	I21
OH + CH ₃ SCH ₂ Cl → products	298			2.5×10 ⁻¹²	2.0		I22

Reaction	Temperature Range of Exp. Data (K) ^a	A-Factor	E/R	k(298 K) ^b	f(298 K) ^c	g	Note
OH + CH ₃ SSCH ₃ → products	249–368	6.0×10 ⁻¹¹	-400	2.3×10 ⁻¹⁰	1.2	200	I23
OH + CH ₃ S(O)CH ₃ → products	298–401	6.1×10 ⁻¹²	-800	8.9×10 ⁻¹¹	1.2	500	I24
OH + CH ₃ S(O)OH → products	298			9.0×10 ⁻¹¹	1.4		I25
OH + CH ₃ SO ₃ H → CH ₃ SO ₃ + H ₂ O		(See Note)					I26
OH + CH ₃ SC ₂ H ₅ H-abstraction rxns.	242–299	8.0×10 ⁻¹²	0	8.0×10 ⁻¹²	1.1	50	I27
OH + CH ₃ SC ₂ H ₅ \xrightleftharpoons{M} CH ₃ S(OH)C ₂ H ₅ $\xrightarrow{O_2}$ products	242–346	(See Note)		2.3×10 ⁻¹² at P _{air} = 1 atm	1.3		I28
CH ₃ S(OH)C ₂ H ₅ + O ₂ → products	242–296	1.0×10 ⁻¹²	0	1.0×10 ⁻¹²	1.5	0	I29
OH + S → H + SO	298			6.6×10 ⁻¹¹	3.0		I30
OH + SO → H + SO ₂	295–703	2.7×10 ⁻¹¹	-335	8.3×10 ⁻¹¹	1.2	150	I31
OH + SO ₂ \xrightarrow{M} HOSO ₂		(See Table 2-1)					
OH + SO ₂ F ₂ → products	294–333			<1.0×10 ⁻¹⁶			I32
HO ₂ + H ₂ S → products	298			<3.0×10 ⁻¹⁵			I33
HO ₂ + CH ₃ SH → products	298			<4.0×10 ⁻¹⁵			I33
HO ₂ + CH ₃ SCH ₃ → products	298			<5.0×10 ⁻¹⁵			I33
HO ₂ + SO ₂ → products	295–300			<1.0×10 ⁻¹⁸			I34
NO ₂ + SO ₂ → products	298			<2.0×10 ⁻²⁶			I35
NO ₃ + H ₂ S → products	298			<8.0×10 ⁻¹⁶			I36
NO ₃ + OCS → products	297			<1.0×10 ⁻¹⁶			I37
NO ₃ + CS ₂ → products	297–298			<4.0×10 ⁻¹⁶			I38
NO ₃ + CH ₃ SH → products	254–367	4.4×10 ⁻¹³	-210	8.9×10 ⁻¹³	1.25	200	I39
NO ₃ + CH ₃ SCH ₃ → CH ₃ SCH ₂ + HNO ₃	256–376	1.9×10 ⁻¹³	-530	1.1×10 ⁻¹²	1.1	150	I40
NO ₃ + CH ₃ SSCH ₃ → products	280–382	5.0×10 ⁻¹³	-60	6.1×10 ⁻¹³	1.25	150	I41
NO ₃ + CH ₃ S(O)CH ₃ → products	295–298			2.9×10 ⁻¹³	1.6		I42
NO ₃ + CH ₃ SC ₂ H ₅ → products	298			2.5×10 ⁻¹²	1.5		I43
NO ₃ + SO ₂ → products	298–303			<7.0×10 ⁻²¹			I44

Reaction	Temperature Range of Exp. Data (K) ^a	A-Factor	E/R	k(298 K) ^b	f(298 K) ^c	g	Note
N ₂ O ₅ + CH ₃ SCH ₃ → products	296			<1.0×10 ⁻¹⁷			I45
CH ₃ O ₂ + SO ₂ → products	298–423			<5.0×10 ⁻¹⁷			I46
CH ₂ OO + SO ₂ → products	293–298			3.8×10 ⁻¹¹	1.1		I47
<i>anti</i> -CH ₃ CHOO + SO ₂ → products	298			2.2×10 ⁻¹⁰	1.2		I48
<i>syn</i> -CH ₃ CHOO + SO ₂ → products	298			2.65×10 ⁻¹¹	1.1		I49
F + CH ₃ SCH ₃ → products	298			2.4×10 ⁻¹⁰	2.0		I50
Cl + H ₂ S → HCl + SH	202–430	3.7×10 ⁻¹¹	-210	7.4×10 ⁻¹¹	1.2	100	I51
Cl + SO ₂ F ₂ → products	296–333			<1.5×10 ⁻¹⁸			I52
Cl + OCS → products	298			<1.0×10 ⁻¹⁶			I53
Cl + CS ₂ → products		(See Table 2-1)					
CS ₂ Cl + O ₂ → products	230–298			<2.5×10 ⁻¹⁶			I54
Cl + CH ₃ SH → CH ₃ S + HCl	193–430	1.2×10 ⁻¹⁰	-150	2.0×10 ⁻¹⁰	1.1	100	I55
Cl + CH ₃ SCH ₃ → CH ₃ SCH ₂ + HCl	240–421	9.4×10 ⁻¹¹	-190	1.8×10 ⁻¹⁰	+1.2/ -2.5	0	I56
Cl + CH ₃ SCH ₃ → products (P = 1 atm)	240–356	3.5×10 ⁻¹⁰	0	3.5×10 ⁻¹⁰	1.2	0	
(CH ₃) ₂ SCI + O ₂ → products	298			<4.0×10 ⁻¹⁸			I57
(CH ₃) ₂ SCI + NO → products	298			1.2×10 ⁻¹¹	1.25		I57
(CH ₃) ₂ SCI + NO ₂ → products	298			2.7×10 ⁻¹¹	1.25		I57
Cl + CH ₃ S(O)CH ₃ → CH ₃ S(O)CH ₂ + HCl	270–571	1.4×10 ⁻¹¹	0	1.4×10 ⁻¹¹	1.2	150	I58
Cl + CH ₃ S(O)CH ₃ ^M → CH ₃ (Cl)S(O)CH ₃		(See Note)					I58
CH ₃ (Cl)S(O)CH ₃ + O ₂ → products	296			<3.0×10 ⁻¹⁸			I59
CH ₃ (Cl)S(O)CH ₃ + NO → products	296			1.2×10 ⁻¹¹	1.5		I59
CH ₃ (Cl)S(O)CH ₃ + NO ₂ → products	296			2.1×10 ⁻¹¹	1.5		I59
Cl + CH ₃ SC ₂ H ₅ → products (P = 1 atm)	298			3.8×10 ⁻¹⁰	1.2		I60
Cl ₂ + CH ₃ SCH ₃ → products	294–298			<5.0×10 ⁻¹⁴			I61
ClO + OCS → products	298			<2.0×10 ⁻¹⁶			I62

Reaction	Temperature Range of Exp. Data (K) ^a	A-Factor	E/R	k(298 K) ^b	f(298 K) ^c	g	Note
ClO + CH ₃ SCH ₃ → products	259–335	2.1×10 ⁻¹⁵	-340	6.6×10 ⁻¹⁵	1.5	300	I63
ClO + CH ₃ S(O)CH ₃ → products	298			<2.0×10 ⁻¹⁴			I64
ClO + SO → Cl + SO ₂	248–363	2.8×10 ⁻¹¹	0	2.8×10 ⁻¹¹	1.3	50	I65
ClO + SO ₂ → Cl + SO ₃	298			<4.0×10 ⁻¹⁸			I62
Br + H ₂ S → HBr + SH	319–431	1.4×10 ⁻¹¹	2750	1.4×10 ⁻¹⁵	2.0	300	I66
Br + CH ₃ SH → CH ₃ S + HBr	273–431	9.2×10 ⁻¹²	390	2.5×10 ⁻¹²	2.0	100	I66
Br + CH ₃ SCH ₃ → CH ₃ SCH ₂ + HBr	386–604	9.0×10 ⁻¹¹	2390	3.0×10 ⁻¹⁴	1.4	150	I67
Br + CH ₃ SCH ₃ ^M → (CH ₃) ₂ SBr		(See Table 2-1)					
Br + CH ₃ S(O)CH ₃ → products	298			1.2×10 ⁻¹⁴	1.5		I68
BrO + CH ₃ SH → products		(See Note)					I69
BrO + CH ₃ SCH ₃ → products	233–333	1.4×10 ⁻¹⁴	-950	3.4×10 ⁻¹³	1.25	200	I70
BrO + CH ₃ SSCH ₃ → products	296			1.5×10 ⁻¹⁴	2.0		I71
BrO + CH ₃ S(O)CH ₃ → products	296–298			1.0×10 ⁻¹⁴	2.0		I72
BrO + SO → Br + SO ₂	298			5.7×10 ⁻¹¹	1.4		I73
IO + CH ₃ SH → products	298			6.6×10 ⁻¹⁶	2.0		I74
IO + CH ₃ SCH ₃ → products	256–468	2.5×10 ⁻¹²	1500	1.6×10 ⁻¹⁴	1.5	400	I75
S + O ₂ → SO + O	252–878	1.6×10 ⁻¹²	-100	2.2×10 ⁻¹²	1.2	100	I76
S + O ₃ → SO + O ₂	298			1.2×10 ⁻¹¹	2.0		I77
SO + O ₂ → SO ₂ + O	230–585	1.6×10 ⁻¹³	2280	7.6×10 ⁻¹⁷	1.2	200	I78
SO + O ₃ → SO ₂ + O ₂	230–420	3.4×10 ⁻¹²	1100	8.4×10 ⁻¹⁴	1.1	150	I79
SO + NO ₂ → SO ₂ + NO	210–363	1.4×10 ⁻¹¹	0	1.4×10 ⁻¹¹	1.2	50	I80
SO + OClO → SO ₂ + ClO	298			1.9×10 ⁻¹²	3.0		I81
SO ₃ + 2 H ₂ O → products		(See Note)			1.2	200	I82
SO ₃ + NH ₃ → products		(See Table 2-1)					
SO ₃ + NO ₂ → products	298			1.0×10 ⁻¹⁹	10.0		I83

Reaction	Temperature Range of Exp. Data (K) ^a	A-Factor	E/R	k(298 K) ^b	f(298 K) ^c	g	Note
SH + O ₂ → OH + SO	295–298			<4.0×10 ⁻¹⁹			I84
SH + O ₃ → HSO + O ₂	296–431	9.0×10 ⁻¹²	280	3.5×10 ⁻¹²	1.2	200	I85
SH + H ₂ O ₂ → products	298			<5.0×10 ⁻¹⁵			I86
SH + NO ^M → HSNO		(See Table 2-1)					
SH + NO ₂ → HSO + NO	221–415	2.9×10 ⁻¹¹	-250	6.7×10 ⁻¹¹	1.1	50	I87
SH + N ₂ O → HSO + N ₂	298			<5.0×10 ⁻¹⁶			I88
SH + Cl ₂ → ClSH + Cl	273–373	1.4×10 ⁻¹¹	690	1.4×10 ⁻¹²	1.15	200	I89
SH + BrCl → products	298–373	2.3×10 ⁻¹¹	-350	7.4×10 ⁻¹¹	2.0	200	I90
SH + Br ₂ → BrSH + Br	273–373	6.0×10 ⁻¹¹	-160	1.0×10 ⁻¹⁰	2.0	160	I90
SH + F ₂ → FSH + F	298–373	4.3×10 ⁻¹¹	1390	4.0×10 ⁻¹³	2.0	200	I90
HSO + O ₂ → products	296			<2.0×10 ⁻¹⁷			I91
HSO + O ₃ → products	273–423			1.0×10 ⁻¹³	1.3		I92
HSO + NO → products	293–298			<1.0×10 ⁻¹⁵			I93
HSO + NO ₂ → HSO ₂ + NO	293–298			9.6×10 ⁻¹²	2.0		I93
HSO ₂ + O ₂ → HO ₂ + SO ₂	296			3.0×10 ⁻¹³	3.0		I94
HOSO ₂ + O ₂ → HO ₂ + SO ₃	297–423	1.3×10 ⁻¹²	330	4.3×10 ⁻¹³	1.15	200	I95
CS + O ₂ → OCS + O	293–495			2.9×10 ⁻¹⁹	2.0		I96
CS + O ₃ → OCS + O ₂	298			3.0×10 ⁻¹⁶	3.0		I97
CS + NO ₂ → OCS + NO	298			7.6×10 ⁻¹⁷	3.0		I97
CH ₃ S + O ₂ → products	298			<3.0×10 ⁻¹⁸			I98
CH ₃ S + O ₃ → products	259–381	1.5×10 ⁻¹²	-360	5.0×10 ⁻¹²	1.15	100	I99
CH ₃ S + NO → products	295–503			<1.0×10 ⁻¹³			I100
CH ₃ S + NO ^M → products		(See Table 2-1)					
CH ₃ S + NO ₂ → CH ₃ SO + NO	222–511	3.0×10 ⁻¹¹	-240	6.7×10 ⁻¹¹	1.2	150	I101
CH ₃ S + CO → products	208–295			<1.4×10 ⁻¹⁶ at all temps.			I102

Reaction	Temperature Range of Exp. Data (K) ^a	A-Factor	E/R	k(298 K) ^b	f(298 K) ^c	g	Note
CH ₃ S + Br ₂ → CH ₃ SBr + Br	298			1.7×10 ⁻¹⁰	1.5		I103
CH ₂ SH + O ₂ → products	298			6.5×10 ⁻¹²	2.0		I104
CH ₂ SH + O ₃ → products	298			3.5×10 ⁻¹¹	2.0		I105
CH ₂ SH + NO → products	298			1.9×10 ⁻¹¹	2.0		I106
CH ₂ SH + NO ₂ → products	298			5.2×10 ⁻¹¹	2.0		I107
CH ₃ SO + O ₃ → products	300			4.0×10 ⁻¹³	1.5		I108
CH ₃ SO + NO ₂ → CH ₃ SO ₂ + NO	297–300			1.2×10 ⁻¹¹	1.2		I109
CH ₃ SOO + O ₃ → products	227			<8.0×10 ⁻¹³			I110
CH ₃ SOO + NO → products	227–256	1.1×10 ⁻¹¹	0	1.1×10 ⁻¹¹	2.0	100	I110
CH ₃ SOO + NO ₂ → products	227–246	2.2×10 ⁻¹¹	0	2.2×10 ⁻¹¹	2.0	100	I110
CH ₃ SO ₂ + NO ₂ → products	298			2.2×10 ⁻¹²	2.0		I111
CH ₃ SCH ₂ + O ₂ ^M → CH ₃ SCH ₂ O ₂		(See Table 2-1)					
CH ₃ SCH ₂ + NO ₃ → products	298			3.0 × 10 ⁻¹⁰	2.0		I112
CH ₃ SCH ₂ O ₂ + NO → CH ₃ S + CH ₂ O + NO ₂	261–400	4.9×10 ⁻¹²	-260	1.2 × 10 ⁻¹¹	1.3	200	I113
CH ₃ SCH ₂ O ₂ + CH ₃ SCH ₂ O ₂ → products	298			1.0×10 ⁻¹¹	1.25		I114
CH ₃ SS + O ₃ → products	300			4.6×10 ⁻¹³	2.0		I115
CH ₃ SS + NO ₂ → products	297			1.8×10 ⁻¹¹	2.0		I116
CH ₃ SSO + NO ₂ → products	297			4.5×10 ⁻¹²	2.0		I116

Shaded areas indicate changes or additions since JPL10-6.

^a Temperature range of available experimental data. This is not necessarily the range of temperature over which the recommended Arrhenius parameters are applicable. See the corresponding note for each reaction for such information.

^b Units are cm³ molecule⁻¹ s⁻¹.

^c $f(298\text{ K})$ is the uncertainty factor at 298 K. To calculate the uncertainty at other temperatures, use the expression:

$$f(T) = f(298\text{ K}) \exp \left| g \left(\frac{1}{T} - \frac{1}{298} \right) \right|$$

Note that the exponent is an absolute value.

1.14.2 Notes: SO_x Reactions

- I1. O + SH.** This recommendation accepts the results of Cupitt and Glass.¹ The large uncertainty reflects the absence of any confirming investigation.
(Table: 82-57, Note: 82-57, Evaluated: 82-57) [Back to Table](#)
- (1) Cupitt, L. T.; Glass, G. P. Reactions of SH with atomic oxygen and hydrogen. *Int. J. Chem. Kinet.* **1975**, *Symp. 1*, 39-50.
- I2. O + CS.** The room temperature recommendation is an average of the rate constants determined by Slagle et al.,⁴ Bida et al.,¹ Lilenfeld and Richardson,³ and Hancock and Smith.² The temperature dependence is that of Lilenfeld and Richardson, with the A-factor adjusted to yield the recommended value of k(298 K).
(Table: 94-26, Note: 94-26, Evaluated: 94-26) [Back to Table](#)
- (1) Bida, G. T.; Breckenridge, W. H.; Kolln, W. S. A kinetic study of the very fast reaction: O(³P) + CS → CO[‡] + S(³P). *J. Chem. Phys.* **1976**, *64*, 3296-3302.
- (2) Hancock, G.; Smith, I. W. M. Infra-red chemiluminescence from vibrationally excited CO Part 1.-The reaction of atomic oxygen with carbon disulphide. *Trans. Faraday Soc.* **1971**, *67*, 2586-2597.
- (3) Lilenfeld, H. V.; Richardson, R. J. Temperature dependence of the rate constant for the reaction between carbon monosulfide and atomic oxygen. *J. Chem. Phys.* **1977**, *67*, 3991-3997.
- (4) Slagle, I. R.; Graham, R. E.; Gilbert, J. R.; Gutman, D. Direct determination of the rate constant for the reaction of oxygen atoms with carbon monosulphide. *Chem. Phys. Lett.* **1975**, *32*, 184-186.
- I3. O + H₂S.** This recommendation is derived from an un-weighted least-squares fit of the data of Singleton et al.⁴ and Whytock et al.⁸ The results of Slagle et al.⁶ show very good agreement for E/R in the temperature region of overlap (300–500 K) but lie systematically higher at every temperature. The uncertainty factor at 298 K has been chosen to encompass the room temperature rate constant values of Slagle et al.⁶ and Hollinden et al.³ Other than the 263 K data point of Whytock et al. and the 281 K point of Slagle et al., the main body of rate constant data below 298 K comes from the study of Hollinden et al., which indicates a dramatic change in E/R in this temperature region. Thus, the parameter g was set to account for these observations. Such a non-linearity in the Arrhenius plot might indicate a change in the reaction mechanism from abstraction (as written) to addition. An addition channel (resulting in H atom displacement) has been proposed by Slagle et al.,⁶ Singleton et al.,⁴ and Singleton et al.⁵ In the latter two studies, an upper limit of 20% was placed on the displacement channel. Direct observations of product HSO were made in the reactive scattering experiments of Clemo et al.¹ and Davidson et al.² A threshold energy of 3.3 kcal/mole was observed (similar to the activation energy measured in earlier studies), suggesting the importance of this direct displacement channel. Addition products from this reaction have been seen in a matrix by Smardzewski and Lin.⁷ Further kinetic studies in the 200–300 K temperature range, as well as quantitative direct mechanistic information, could clarify these issues.
(Table: 82-57, Note: 82-57, Evaluated: 82-57) [Back to Table](#)
- (1) Clemo, A. R.; Davidson, F. E.; Duncan, G. L.; Grice, R. Translational energy threshold functions for oxygen atom reactions. *Chem. Phys. Lett.* **1981**, *84*, 509-511.
- (2) Davidson, F. E.; Clemo, A. R.; Duncan, G. L.; Browett, R. J.; Hobson, J. H.; Grice, R. Reactive scattering of a supersonic oxygen atom beam: O + H₂S. *Mol. Phys.* **1982**, *46*, 33-40.
- (3) Hollinden, G. A.; Kurylo, M. J.; Timmons, R. B. Electron spin resonance study of the kinetics of the reaction of O(³P) atoms with H₂S. *J. Phys. Chem.* **1970**, *74*, 988-991.
- (4) Singleton, D. L.; Irwin, R. S.; Nip, W. S.; Cvetanovic, R. J. Kinetics and mechanism of the reaction of oxygen atoms with hydrogen sulfide. *J. Phys. Chem.* **1979**, *83*, 2195-2200, doi:10.1021/j100480a003.
- (5) Singleton, D. L.; Paraskevopoulos, G.; Irwin, R. S. Mechanism of the O(³P) + H₂S reaction. Abstraction or addition? *J. Phys. Chem.* **1982**, *86*, 2605-2609, doi:10.1021/j100211a011.
- (6) Slagle, I. R.; Baiocchi, F.; Gutman, D. Study of the reactions of oxygen atoms with hydrogen sulfide, methanethiol, ethanethiol, and methyl sulfide. *J. Phys. Chem.* **1978**, *82*, 1333-1336, doi:10.1021/j100501a002.
- (7) Smardzewski, R. R.; Lin, M. C. Matrix reactions of oxygen atoms with H₂S molecules. *J. Chem. Phys.* **1977**, *66*, 3197-3204.
- (8) Whytock, D. A.; Timmons, R. B.; Lee, J. H.; Michael, J. V.; Payne, W. A.; Stief, L. J. Absolute rate of the reaction of O(³P) with hydrogen sulfide over the temperature range 263 to 495 K. *J. Chem. Phys.* **1976**, *65*, 2052-2055.

- 14. O + OCS.** The value of $k(298\text{ K})$ is the average of the determinations by Westenberg and de Haas,¹⁰ Klemm and Stief,⁵ Wei and Timmons,⁹ Manning et al.,⁶ and Breckenridge and Miller.¹ The recommended value of E/R is the average value taken from the first three listed studies. Hsu et al.⁴ report that this reaction proceeds exclusively by a stripping mechanism. The vibrational and rotational state distributions in the SO and CO products have been reported by Chen et al.² and Nickolaisen et al.,⁷ respectively. The kinetic isotope effect $k(^{34}\text{S})/k(^{32}\text{S})$ was reported by Hattori et al.³ to be 0.9783 ± 0.0062 at 298 K. A theoretical calculation of potential energy surfaces and T-dependent rate coefficients (200–2500 K) has been reported by Saheb et al.⁸ (Table: 06-2, Note: 15-10, Evaluated: 06-2) [Back to Table](#)
- (1) Breckenridge, W. H.; Miller, T. A. Kinetic study by EPR of the production and decay of $\text{SO}(^1\Delta)$ in the reaction of $\text{O}_2(^1\Delta_g)$ with $\text{SO}(^3\Sigma^-)$. *J. Chem. Phys.* **1972**, *56*, 465-474.
 - (2) Chen, X.; Wu, F.; Weiner, B. R. Internal energy distributions of the $\text{SO}(X^3\Sigma^-)$ product from the $\text{O}(^3\text{P}) + \text{OCS}$ reaction. *Chem. Phys. Lett.* **1995**, *247*, 313-320.
 - (3) Hattori, S.; Schmidt, J. A.; Mahler, D. W.; Danielache, S. O.; Johnson, M. S.; Yoshida, N. Isotope effect in the carbonyl sulfide reaction with $\text{O}(^3\text{P})$. *J. Phys. Chem. A* **2012**, *116*, 3521-3526, doi:10.1021/2120884.
 - (4) Hsu, D. S. Y.; Shaub, W. M.; Burks, T. L.; Lin, M. C. Dynamics of reactions of $\text{O}(^3\text{P})$ atoms with CS, CS_2 and OCS. *Chem. Phys.* **1979**, *44*, 143-150.
 - (5) Klemm, R. B.; Stief, L. J. Absolute rate parameters for the reaction of ground state atomic oxygen with carbonyl sulfide. *J. Chem. Phys.* **1974**, *61*, 4900-4906.
 - (6) Manning, R. G.; Braun, W.; Kurylo, M. J. The effect of infrared laser excitation on reaction dynamics: $\text{O} + \text{C}_2\text{H}_4^\dagger$ and $\text{O} + \text{OCS}^\dagger$. *J. Chem. Phys.* **1976**, *65*, 2609-2615.
 - (7) Nickolaisen, S. L.; Veney, D. W.; Cartland, H. E. $\text{CO}(v, J)$ product state distributions from the reaction $\text{O}(^3\text{P}) + \text{OCS} \rightarrow \text{CO} + \text{SO}$. *J. Chem. Phys.* **1994**, *100*, 4925-4931.
 - (8) Saheb, V.; Alizadeh, M.; Rezaei, F.; Shahidi, S. Quantum chemical and theoretical kinetics studies on the reaction of carbonyl sulfide with H, OH, and $\text{O}(^3\text{P})$. *Comp. Theo. Chem.* **2012**, *994*, 25-33, 10.1016/j.comptc.2012.06.008.
 - (9) Wei, C. N.; Timmons, R. B. ESR study of the kinetics of the reactions of $\text{O}(^3\text{P})$ atoms with CS_2 and OCS. *J. Chem. Phys.* **1975**, *62*, 3240-3245.
 - (10) Westenberg, A. A.; deHaas, N. Atom molecule using EST detection. V. Results for $\text{O} + \text{OCS}$, $\text{O} + \text{CS}_2$, $\text{O} + \text{NO}$, and $\text{H} + \text{C}_2\text{H}_4$. *J. Chem. Phys.* **1969**, *50*, 707-709.
- 15. O + CS₂.** The value of $k(298\text{ K})$ is an average of the rate constants determined by Wei and Timmons,⁹ Westenberg and de Haas,¹⁰ Slagle et al.,⁸ Callear and Smith,³ Callear and Hedges,² Homann et al.,⁶ Borissenko et al.,¹ and Graham and Gutman.⁵ The E/R value is an average of the determinations by Wei and Timmons and Graham and Gutman. The g value has been set to encompass the temperature-dependent data of Westenberg and deHaas. The principal reaction products are thought to be $\text{CS} + \text{SO}$. However, Hsu et al.⁷ report that 1.4% of the reaction at 298 K proceeds through a channel yielding $\text{CO} + \text{S}_2$ and calculate a rate constant for the overall process in agreement with that recommended. Graham and Gutman⁵ have found that 9.6% of the reaction proceeds to yield $\text{OCS} + \text{S}$ at room temperature. Using time-resolved diode laser spectroscopy, Cooper and Hershberger⁴ determined the branching ratios for the CO- and OCS-producing channels to be $(3.0 \pm 1.0)\%$ and $(8.5 \pm 1.0)\%$, respectively. (Table: 82-57, Note: 82-57, Evaluated: 82-57) [Back to Table](#)
- (1) Borissenko, D.; Kukui, A.; Laverdet, G.; Le Bras, G. Experimental study of SO_2 formation in the reactions of CH_3SO radical with NO_2 and O_3 in relation with the atmospheric oxidation mechanism of dimethyl sulfide. *J. Phys. Chem. A* **2003**, *107*, 1155-1161, doi:10.1021/jp021701g.
 - (2) Callear, A. B.; Hedges, R. E. M. Flash spectroscopy with mercury resonance radiation Part 1.-An experimental method with microwave-pulse excitation. *Trans. Faraday Soc.* **1970**, *66*, 605-614.
 - (3) Callear, A. B.; Smith, I. W. M. Measurement of the rate parameters for reaction of $\text{O}(2^3\text{P})$ with carbon disulphide and olefines, by flash spectroscopy. *Nature* **1967**, *213*, 382-383.
 - (4) Cooper, W. F.; Hershberger, J. F. An infrared laser study of the $\text{O}(^3\text{P}) + \text{CS}_2$ reaction. *J. Phys. Chem.* **1992**, *96*, 5405-5410.
 - (5) Graham, R. A.; Gutman, D. J. Temperature dependence of rate constants and branching ratios for the reaction of oxygen atoms with carbon disulfide. *J. Phys. Chem.* **1977**, *81*, 207-209, doi:10.1021/j100518a005.
 - (6) Homann, K. H.; Krome, G.; Wagner, H. G. Carbon disulfide oxidation rate of elementary reactions .I. *Ber. Bunsenges. Phys. Chem.* **1968**, *72*, 998-1004.
 - (7) Hsu, D. S. Y.; Shaub, W. M.; Burks, T. L.; Lin, M. C. Dynamics of reactions of $\text{O}(^3\text{P})$ atoms with CS, CS_2 and OCS. *Chem. Phys.* **1979**, *44*, 143-150.

- (8) Slagle, I. R.; Gilbert, J. R.; Gutman, D. Kinetics of the reaction between oxygen atoms and carbon disulfide. *J. Chem. Phys.* **1974**, *61*, 704-709.
- (9) Wei, C. N.; Timmons, R. B. ESR study of the kinetics of the reactions of O(³P) atoms with CS₂ and OCS. *J. Chem. Phys.* **1975**, *62*, 3240-3245.
- (10) Westenberg, A. A.; deHaas, N. Atom molecule using EST detection. V. Results for O + OCS, O + CS₂, O + NO, and H + C₂H₄. *J. Chem. Phys.* **1969**, *50*, 707-709.
- 16. O + CH₃SCH₃.** This recommendation is based on a fit of the data from Nip et al.,⁴ Lee et al.,³ and Lee et al.² Product studies by Cvetanovic et al.¹ indicate that the reaction proceeds almost entirely by addition followed by rapid fragmentation to the products as written. Pavanaja et al.⁵ examined the pressure and reactant ratio dependencies of OH(A²Σ⁺) and SO₂(³B, ¹B) emissions in this reaction system. Their observations are consistent with initial product formation as written, followed by secondary generation of both OH and SO₂. (Table: 94-26, Note: 97-4, Evaluated: 94-26) [Back to Table](#)
- (1) Cvetanovic, R. J.; Singleton, D. L.; Irwin, R. S. Gas-phase reactions of O(³P) atoms with methanethiol, ethanethiol, methyl sulfide, and dimethyl disulfide. 2. Reaction products and mechanisms. *J. Am. Chem. Soc.* **1981**, *103*, 3530-3539, doi:10.1021/ja00402a046.
- (2) Lee, J. H.; Tang, I. N.; Klemm, R. B. Absolute rate constant for the reaction of O(³P) with CH₃SCH₃ from 272 to 472 K. *J. Chem. Phys.* **1980**, *72*, 1793-1796.
- (3) Lee, J. H.; Timmons, R. B.; Stief, L. J. Absolute rate parameters for the reaction of ground state atomic oxygen with dimethyl sulfide and episulfide. *J. Chem. Phys.* **1976**, *64*, 300-305.
- (4) Nip, W. S.; Singleton, D. L.; Cvetanovic, R. J. Gas-phase reactions of O(³P) atoms with methanethiol, ethanethiol, methyl sulfide, and dimethyl disulfide. 1. Rate constants and Arrhenius parameters. *J. Am. Chem. Soc.* **1981**, *103*, 3526-3530, doi:10.1021/ja00402a045.
- (5) Pavanaja, U. B.; Upadhyaya, H. P.; Sapre, A. V.; Rao, K. V. S. R.; Mittal, J. P. Chemiluminescent reaction of oxygen atoms with dimethyl disulfide and dimethyl sulfide. *J. Chem. Soc. Faraday. Trans.* **1994**, *90*, 825-829.
- 17. O + CH₃SSCH₃.** This recommendation averages the 298 K rate constants of Nip et al.⁴ and Borissenko et al.,¹ which are in good agreement with each other, but are about a factor of 2 slower than the value reported by Lee et al.³ The recommendation for E/R has been obtained from an un-weighted Arrhenius fit that employs all available data, but scales the data of Lee et al. downward by a factor of 2.04 to bring their data into agreement with the other data at room temperature. Product studies by Cvetanovic et al.² indicate that the reaction proceeds mainly by addition followed by rapid fragmentation to the products as written. Pavanaja et al.⁵ examined the pressure and reactant ratio dependencies of OH(A²Σ⁺) and SO₂(³B, ¹B) emissions in this reaction system. Their observations are consistent with initial product formation as written, followed by secondary generation of both OH and SO₂. (Table: 06-2, Note: 06-2, Evaluated: 06-2) [Back to Table](#)
- (1) Borissenko, D.; Kukui, A.; Laverdet, G.; Le Bras, G. Experimental study of SO₂ formation in the reactions of CH₃SO radical with NO₂ and O₃ in relation with the atmospheric oxidation mechanism of dimethyl sulfide. *J. Phys. Chem. A* **2003**, *107*, 1155-1161, doi:10.1021/jp021701g.
- (2) Cvetanovic, R. J.; Singleton, D. L.; Irwin, R. S. Gas-phase reactions of O(³P) atoms with methanethiol, ethanethiol, methyl sulfide, and dimethyl disulfide. 2. Reaction products and mechanisms. *J. Am. Chem. Soc.* **1981**, *103*, 3530-3539, doi:10.1021/ja00402a046.
- (3) Lee, J. H.; Tang, I. N. Absolute rate constant for the reaction of O(³P) with CH₃SSCH₃ from 270 to 329 K. *J. Chem. Phys.* **1980**, *72*, 5718-5720.
- (4) Nip, W. S.; Singleton, D. L.; Cvetanovic, R. J. Gas-phase reactions of O(³P) atoms with methanethiol, ethanethiol, methyl sulfide, and dimethyl disulfide. 1. Rate constants and Arrhenius parameters. *J. Am. Chem. Soc.* **1981**, *103*, 3526-3530, doi:10.1021/ja00402a045.
- (5) Pavanaja, U. B.; Upadhyaya, H. P.; Sapre, A. V.; Rao, K. V. S. R.; Mittal, J. P. Chemiluminescent reaction of oxygen atoms with dimethyl disulfide and dimethyl sulfide. *J. Chem. Soc. Faraday. Trans.* **1994**, *90*, 825-829.
- 18. O + CH₃S(O)CH₃.** The recommended 298 K rate constant is the average of values reported from a laser flash photolysis – resonance fluorescence study by Pope et al.,² and from a discharge flow – mass spectrometry study by Riffault et al.³ A rate constant reported by Barnes et al.¹ (with no details about how the rate constant was obtained) is somewhat faster than the recommendation, but in agreement to within the recommended uncertainty factor. The recommended value for E/R is from Pope et al. The recommended value for the parameter g is larger than the value reported by Pope et al. to reflect the fact that only a single

temperature dependence study has been reported. In their study at one Torr total pressure, Riffault et al. found that the products $\text{SO}_2 + 2 \text{CH}_3$ are produced with near unit yield.

(Table: 06-2, Note: 06-2, Evaluated: 06-2) [Back to Table](#)

- (1) Barnes, I.; Bastian, V.; Becker, K. H.; Martin, D. In *Biogenic Sulfur in the Environment*; ACS Symp. Ser, 1989; Vol. 393; pp 476-488.
- (2) Pope, F. D.; Nicovich, J. M.; Wine, P. H. A temperature-dependent kinetics study of the reaction of $\text{O}(^3\text{P}_j)$ with $(\text{CH}_3)_2\text{SO}$. *Int. J. Chem. Kinet.* **2002**, *34*, 156-161.
- (3) Riffault, V.; Bedjanian, Y.; Le Bras, G. Kinetics and mechanism of the O atom reaction with dimethyl sulfoxide. *J. Phys. Chem. A* **2003**, *107*, 5404-5411, doi:10.1021/jp0226127.

I9. $\text{O}_3 + \text{H}_2\text{S}$. This upper limit was determined by Becker et al.¹ based on measurements of the rates of SO_2 production and O_3 consumption. The heterogeneous reaction between H_2S and O_3 occurs more rapidly than the gas phase reaction in most laboratory systems. A detailed potential energy surface for $\text{H}_2\text{S} + ^1\text{O}_3$ has been reported by Mousavipour et al.²

(Table: 92-20, Note: 15-10, Evaluated: 92-20) [Back to Table](#)

- (1) Becker, K. H.; Inocencio, M. A.; Schurath, U. The reaction of ozone with hydrogen sulfide and its organic derivatives. *Int. J. Chem. Kinet.* **1975**, *Symp. 1*, 205-220.
- (2) Mousavipour, S. H.; Mortazavi, M.; Hematti, O. Multichannel RRKM-TST and direct dynamics CVT study of the reaction of hydrogen sulfide with ozone. *J. Phys. Chem. A* **2013**, *117*, 6744-6756, doi:10.1021/jp404738d.

I10. $\text{O}_3 + \text{CH}_3\text{SCH}_3$. The recommendation is based on the study of Du et al.¹ which gives a more sensitive upper limit than an earlier study by Martinez and Herron.² Du et al. used cyclohexane to scavenge OH radicals and high levels of O_2 to scavenge oxygen atoms and convert more reactive carbon-centered radicals to less reactive peroxy radicals. Their reported rate constant is $(1.04 \pm 0.21) \times 10^{-19} \text{ cm}^3 \text{ molecule}^{-1} \text{ s}^{-1}$. Because of the potential for interference from wall reaction or reactions involving radicals generated via secondary chemistry, the recommendation is an upper limit equal to the rate constant reported by Du et al. plus twice its reported uncertainty.

(Table: 10-6, Note: 10-6, Evaluated: 10-6) [Back to Table](#)

- (1) Du, L.; Xu, Y.; Ge, M.; Long, J.; Yao, L.; Wang, W. Rate constant of the gas phase reaction of dimethyl sulfide (CH_3SCH_3) with ozone. *Chem. Phys. Lett.* **2007**, *436*, 36-40, doi:10.1016/j.cplett.2007.01.025.
- (2) Martinez, R. I.; Herron, J. T. Stopped-flow study of the gas-phase reaction of ozone with organic sulfides: Dimethyl sulfide. *Int. J. Chem. Kinet.* **1978**, *10*, 433-452.

I11. $\text{O}_3 + \text{SO}_2$. This recommendation is based on the limited data of Davis et al.¹ at 300 K and 360 K in a stopped flow investigation using mass spectrometric and UV spectroscopic detection.

(Table: 85-37, Note: 85-37, Evaluated: 85-37) [Back to Table](#)

- (1) Davis, D. D.; Prusazcyk, J.; Dwyer, M.; Kim, P. A stop-flow time-of-flight mass spectrometry kinetics study. Reaction of ozone with nitrogen dioxide and sulfur dioxide. *J. Phys. Chem.* **1974**, *78*, 1775-1779.

I12. $\text{O}_3 + \text{SO}_2\text{F}_2$. The recommended upper limit is based on the results of Dillon et al.¹ and Sulbaek-Andersen et al.²

(Table: 10-6, Note: 10-6, Evaluated: 10-6) [Back to Table](#)

- (1) Dillon, T. J.; Horowitz, A.; Crowley, J. N. The atmospheric chemistry of sulphuryl fluoride, SO_2F_2 . *Atmos. Chem. Phys.* **2008**, *8*, 1547-1557.
- (2) Sulbaek-Andersen, M. P.; Blake, D. R.; Rowland, F. S.; Hurley, M. D.; Wallington, T. J. Atmospheric chemistry of aulfuryl fluoride: Reaction with OH radicals, Cl Atoms and O_3 , atmospheric lifetime, IR spectrum, and global warming potential. *Environ. Sci. Technol.* **2009**, *43*, 1067-1070, doi:10.1021/es802439f.

I13. $\text{OH} + \text{H}_2\text{S}$. The values of $k(298 \text{ K})$ and E/R are derived from a composite un-weighted least-squares fit to the individual data points of Perry et al.,¹⁰ Cox and Sheppard,³ Wine et al.,¹⁶ Leu and Smith,⁶ Michael et al.,⁹ Lin,⁷ Lin et al.,⁸ Wang and Lee,¹³ Barnes et al.,¹ Lafage et al.,⁵ and Wang et al.¹² The studies of Leu and Smith,⁶ Lin et al.,⁸ Lin,⁷ and Lafage et al.⁵ show a slight parabolic temperature dependence of k with a minimum occurring near room temperature. However, with the error limits stated in this evaluation, all data are fit reasonably well by an Arrhenius expression. Lafage et al. and Michael et al. discuss the results in

terms of a two-channel reaction scheme involving direct H atom abstraction and complex (adduct) formation. Lafage et al. analyzed their results above room temperature to yield an apparent $E/R = 400$ K for the abstraction channel, in good agreement with the E/R value determined above room temperature by Westenberg and de Haas.^{14,15} The results of these latter workers lie systematically higher (by about 70%), presumably due to secondary reactions. The room temperature value measured by Stuhl¹¹ lies just outside the 2σ error limit set for $k(298\text{ K})$. Theoretical work by Ellingson and Truhlar⁴ supports the non-Arrhenius temperature dependence reported by some investigators (see above); they attribute the unusual temperature dependence to “a dynamical bottleneck at an energy below reactants, following an addition complex on the reaction path with a classical binding energy of 4.4 kcal/mol.” Butkovskaya and Setser² have observed infrared emission from vibrationally excited levels of the expected reaction product H_2O .

(Table: 06-2, Note: 10-6, Evaluated: 06-2) [Back to Table](#)

- (1) Barnes, I.; Bastian, V.; Becker, K. H.; Fink, E. H.; Nelsen, W. Oxidation of sulphur compounds in the atmosphere: I. Rate constants of OH radical reactions with sulphur dioxide, hydrogen sulphide, aliphatic thiols and thiophenol. *J. Atmos. Chem.* **1986**, *4*, 445-466.
- (2) Butkovskaya, N. I.; Setser, D. W. Chemical dynamics of the OH and OD radical reactions with H_2S , CH_3SCH_3 , and CH_3SH studied by infrared chemiluminescence. *J. Phys. Chem. A* **1998**, *102*, 6395-6405.
- (3) Cox, R. A.; Sheppard, D. Reactions of OH radicals with gaseous sulphur compounds. *Nature* **1980**, *284*, 330-331.
- (4) Ellingson, B. A.; Truhlar, D. G. Explanation of the unusual temperature dependence of the atmospherically important $\text{OH} + \text{H}_2\text{S} \rightarrow \text{H}_2\text{O} + \text{HS}$ reaction and prediction of the rate constant at combustion temperatures. *J. Am. Chem. Soc.* **2007**, *129*, 12765-12771, doi:10.1021/ja072538b.
- (5) Lafage, C.; Pauwels, J.-F.; Carlier, M.; Devolder, P. Rate constant for the reaction $\text{OH} + \text{H}_2\text{S}$ in the range 243-463 K by discharge-flow laser-induced fluorescence. *J. Chem. Soc. Faraday Trans. 2* **1987**, *83*, 731-739.
- (6) Leu, M.-T.; Smith, R. H. Rate constants for the gas-phase reaction between hydroxyl and hydrogen sulfide over the temperature range 228-518 K. *J. Phys. Chem.* **1982**, *86*, 73-81, doi:10.1021/j100390a015.
- (7) Lin, C. L. Temperature dependence of the rate constant for the reaction $\text{OH} + \text{H}_2\text{S}$. *Int. J. Chem. Kinet.* **1982**, *14*, 593-598.
- (8) Lin, Y.-L.; Wang, N.-S.; Lee, Y.-P. Temperature dependence of the rate constant for the reaction $\text{OH} + \text{H}_2\text{S}$ in He, N_2 , and O_2 . *Int. J. Chem. Kinet.* **1985**, *17*, 1201-1214.
- (9) Michael, J. V.; Nava, D. F.; Brobst, W.; Borkowski, R. P.; Stief, L. J. Temperature dependence of the absolute rate constant for the reaction of hydroxyl radical with hydrogen sulfide. *J. Phys. Chem.* **1982**, *86*, 81-84, doi:10.1021/j100390a016.
- (10) Perry, R. A.; Atkinson, R.; Pitts, J. N., Jr. Rate constants for the reactions $\text{OH} + \text{H}_2\text{S} \rightarrow \text{H}_2\text{O} + \text{SH}$ and $\text{OH} + \text{NH}_3 \rightarrow \text{H}_2\text{O} + \text{NH}_2$ over the temperature range 297-427 °K. *J. Chem. Phys.* **1976**, *64*, 3237-3239.
- (11) Stuhl, F. Determination of rate constant for reaction $\text{OH} + \text{H}_2\text{S}$ by a pulsed photolysis - resonance fluorescence method. *Ber. Bunsenges. Phys. Chem.* **1974**, *78*, 230-232.
- (12) Wang, H.-T.; Zhang, Y.-J.; Mu, Y.-J. Rate constants for reactions of OH with several reduced sulfur compounds determined by relative rate constant method. *Acta Phys.-Chim. Sin.* **2008**, *24*, 945-950.
- (13) Wang, N.-S.; Lee, Y.-P. Absolute rate constant measurement of the reaction $\text{OH} + \text{H}_2\text{S}$ using discharge flow-resonance fluorescence technique. *Proc. Nat. Sci. Council (Taiwan)* **1985**, *9*, 87-94.
- (14) Westenberg, A. A.; deHaas, N. Rate of the reaction $\text{OH} + \text{H}_2\text{S} \rightarrow \text{SH} + \text{H}_2\text{O}$ over an extended temperature range. *J. Chem. Phys.* **1973**, *59*, 6685-6686.
- (15) Westenberg, A. A.; deHaas, N. Rate of the reaction $\text{OH} + \text{OH} \rightarrow \text{H}_2\text{O} + \text{O}$. *J. Chem. Phys.* **1973**, *58*, 4066-4071, doi:10.1063/1.1678962.
- (16) Wine, P. H.; Kreutter, N. M.; Gump, C. A.; Ravishankara, A. R. Kinetics of OH reactions with the atmospheric sulfur compounds H_2S , CH_3SH , CH_3SCH_3 , and CH_3SSCH_3 . *J. Phys. Chem.* **1981**, *85*, 2660-2665, doi:10.1021/j150618a019.

II.4. OH + OCS. The recommendation is based on the 298 K study of Wahner and Ravishankara¹⁰ and the temperature dependent (255–483 K) study of Cheng and Lee.² Because the data of Cheng and Lee suggest slight curvature in the Arrhenius plot, only their data at $T \leq 423$ K were used to arrive at the recommended Arrhenius parameters. The room temperature rate constants from the above-mentioned studies are a factor of 3 higher than the earlier determination by Leu and Smith.⁷ As discussed in the later studies, this difference may be due to an overcorrection of the Leu and Smith data to account for OH reaction with H_2S impurities and also to possible regeneration of OH. The work by Wahner and Ravishankara¹⁰ supersedes the study of Ravishankara et al.⁸ The Wahner and Ravishankara study minimized complications due to secondary and/or excited state reactions that presumably were interfering with the experiments of Atkinson et al.¹ and Kurylo.⁵

The upper limit for $k(298\text{ K})$ reported by Cox and Sheppard³ is too insensitive to permit comparison with the more recent studies. The room temperature measurements of Wahner and Ravishankara demonstrate the lack of an effect of total pressure (or O_2 partial pressure) on the rate constant and are supported by the more limited pressure- and O_2 -dependent studies of Cheng and Lee. A theoretical calculation of potential energy surfaces and T-dependent rate coefficients (200–2500 K) has been reported by Saheb et al.⁹

Product observations by Leu and Smith indicate that SH is a primary product of this reaction and tentatively confirm the suggestion of Kurylo and Laufer⁶ that the predominant reaction pathway is to produce SH + CO_2 through a complex (adduct) mechanism similar to that observed for the OH + CS_2 reaction. However, the absence of an O_2 /pressure effect for OH + OCS is in marked contrast with the strong dependence seen in studies of OH + CS_2 (see note for the latter reaction).

Experiments by Greenblatt and Howard⁴ have shown that oxygen atom exchange in the reaction of ^{18}OH with OCS is relatively unimportant, leading to an upper limit of $10^{-15}\text{ cm}^3\text{ molecule}^{-1}\text{ s}^{-1}$ for the rate constant of the exchange reaction.

(Table: 15-10, Note: 15-10, Evaluated: 15-10) [Back to Table](#)

- (1) Atkinson, R.; Perry, R. A.; Pitts Jr., J. N. Rate constants for the reaction of OH radicals with COS, CS_2 and CH_3SCH_3 over the temperature range 299–430 K. *Chem. Phys. Lett.* **1978**, *54*, 14-18.
- (2) Cheng, B.-M.; Lee, Y.-P. Rate constant of OH + OCS reaction over the temperature range 255–483 K. *Int. J. Chem. Kinet.* **1986**, *18*, 1303-1314.
- (3) Cox, R. A.; Sheppard, D. Reactions of OH radicals with gaseous sulphur compounds. *Nature* **1980**, *284*, 330-331.
- (4) Greenblatt, G. D.; Howard, C. J. Oxygen atom exchange in the interaction of ^{18}OH with several small molecules. *J. Phys. Chem.* **1989**, *93*, 1035-1042.
- (5) Kurylo, M. J. Flash photolysis resonance fluorescence investigation of the reactions of OH radicals with OCS and CS_2 . *Chem. Phys. Lett.* **1978**, *58*, 238-242.
- (6) Kurylo, M. J.; Laufer, A. H. Evidence for atom exchange in OH reactions with carbonyl compounds: $^{18}\text{OH} + \text{CO}_2 \rightarrow ^{18}\text{OCO} + \text{OH}$; $^{18}\text{OH} + \text{CO} \rightarrow ^{18}\text{OC} + \text{OH}$. *J. Chem. Phys.* **1979**, *70*, 2032-2033.
- (7) Leu, M.-T.; Smith, R. H. Kinetics of the gas-phase reaction between hydroxyl and carbonyl sulfide over the temperature range 300–517 K. *J. Phys. Chem.* **1981**, *85*, 2570-2575, doi:10.1021/j150617a031.
- (8) Ravishankara, A. R.; Kreutter, N. M.; Shah, R. C.; Wine, P. H. Rate of reaction of OH with OCS. *Geophys. Res. Lett.* **1980**, *7*, 861-864.
- (9) Saheb, V.; Alizadeh, M.; Rezaei, F.; Shahidi, S. Quantum chemical and theoretical kinetics studies on the reaction of carbonyl sulfide with H, OH, and $\text{O}(^3\text{P})$. *Comp. Theo. Chem.* **2012**, *994*, 25-33, 10.1016/j.comptc.2012.06.008.
- (10) Wahner, A.; Ravishankara, A. R. The kinetics of the reaction of OH with COS. *J. Geophys. Res.* **1987**, *92*, 2189-2194.

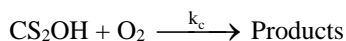
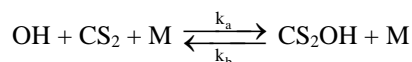
II5. OH + $\text{CS}_2 \rightarrow \text{SH} + \text{OCS}$. There is a consensus of experimental evidence that this reaction proceeds very slowly as a direct bimolecular process. Wine et al.⁸ set an upper limit on $k(298\text{ K})$ of $1.5 \times 10^{-15}\text{ cm}^3\text{ molecule}^{-1}\text{ s}^{-1}$. A consistent upper limit is also reported by Iyer and Rowland⁴ for the rate of direct production of OCS, suggesting that OCS and SH are primary products of the bimolecular process. This mechanistic interpretation is further supported by the studies of Leu and Smith⁶ and Biermann et al.,² which set somewhat higher upper limits on $k(298\text{ K})$. The more rapid reaction rates measured by Atkinson et al.,¹ Kurylo,⁵ and Cox and Sheppard³ may be attributable to severe complications arising from excited state and secondary chemistry in their photolytic systems. The Cox and Sheppard study in particular may have been affected by the reaction of electronically excited CS_2 (produced via the 350 nm photolysis) with O_2 (in the 1-atm synthetic air mixture) as well as by the accelerating effect of O_2 on the OH + CS_2 reaction itself, which has been observed by other workers as summarized below. The possible importance of electronically excited CS_2 reactions in the tropospheric oxidation of CS_2 to OCS has been discussed by Wine et al.⁷

(Table: 06-2, Note: 06-2, Evaluated: 06-2) [Back to Table](#)

- (1) Atkinson, R.; Perry, R. A.; Pitts Jr., J. N. Rate constants for the reaction of OH radicals with COS, CS_2 and CH_3SCH_3 over the temperature range 299–430 K. *Chem. Phys. Lett.* **1978**, *54*, 14-18.
- (2) Biermann, H. W.; Harris, G. W.; Pitts, J. N., Jr. Photoionization mass spectrometer studies of the collisionally stabilized product distribution in the reaction of OH radicals with selected alkenes at 298 K. *J. Phys. Chem.* **1982**, *86*, 2958-2964.
- (3) Cox, R. A.; Sheppard, D. Reactions of OH radicals with gaseous sulphur compounds. *Nature* **1980**, *284*, 330-331.
- (4) Iyer, R. S.; Rowland, F. S. A significant upper limit for the rate of formation of OCS from the reaction of OH with CS_2 . *Geophys. Res. Lett.* **1980**, *7*, 797-800.

- (5) Kurylo, M. J. Flash photolysis resonance fluorescence investigation of the reactions of OH radicals with OCS and CS₂. *Chem. Phys. Lett.* **1978**, 58, 238-242.
- (6) Leu, M.-T.; Smith, R. H. Rate constant for the reaction between OH and CS₂ at 298 and 520 K. *J. Phys. Chem.* **1982**, 86, 958-961, doi:10.1021/j100395a024.
- (7) Wine, P. H.; Chameides, W. L.; Ravishankara, A. R. Potential role of CS₂ photooxidation in tropospheric sulfur chemistry. *Geophys. Res. Lett.* **1981**, 8, 543-546.
- (8) Wine, P. H.; Shah, R. C.; Ravishankara, A. R. Rate of reaction of OH with CS₂. *J. Phys. Chem.* **1980**, 84, 2499-2503, doi:10.1021/j100457a003.

I16. OH + CS₂ → CS₂OH^{O₂} products. An accelerating effect of O₂ on the OH + CS₂ reaction rate has been observed by Jones et al.,³ Barnes et al.,¹ and Hynes et al.,² along with a near unity product yield for SO₂ and OCS. In the latter two studies the effective bimolecular rate constant was found to be a function of total pressure (O₂ + N₂), and exhibited an appreciably negative temperature dependence. These observations are consistent with the formation of a long-lived adduct as postulated by Kurylo⁴ and Kurylo and Laufer⁵ followed by its reaction with O₂:



The effective second order rate constant for CS₂ or OH removal in the above reaction scheme can be expressed as

$$1/k_{\text{eff}} = (k_b/k_a k_c)(1/P_{\text{O}_2}) + (1/k_a)(1/P_{\text{M}})$$

where P_{O₂} is the partial pressure of O₂ and P_M equals P_{O₂} + P_{N₂}. The validity of this expression requires that k_a and k_b are invariant with the P_{O₂}/P_{N₂} ratio. A 1/k vs 1/P_{O₂} plot of the data of Jones et al.³ taken at atmospheric pressure exhibits marked curvature, suggesting a more complex mechanistic involvement of O₂, whereas the data of Barnes et al.¹ and Hynes et al.² are more satisfactorily represented by this analytical expression. Nevertheless, while the qualitative features of the data from all three laboratories agree, there are some quantitative inconsistencies. First, under similar conditions of O₂ and N₂ pressures, the Barnes et al. rate constants lie approximately 60% higher than those of Jones et al. and up to a factor of 2 higher than those derived by Hynes et al. Secondly, two fits each of both the Barnes et al. and Hynes et al. data can be made: one at fixed P_M and varying P_{O₂}, and the other at fixed P_{O₂} and varying P_M (i.e., varying added N₂). Within each data set, rate constants calculated from both fits agree reasonably well for mole fractions of O₂ near 0.2 (equivalent to air) but disagree by more than a factor of 2 for measurements in a pure O₂ system. Finally, the temperature dependence (from 264–293 K) of the k_{eff} values from Barnes et al. varies systematically from an E/R of –1300 K for experiments in pure O₂ (at 700 Torr total pressure) to –2900 K for experiments in a 50 Torr O₂ plus 650 Torr N₂ mixture. An Arrhenius fit of the Hynes et al. data (from 251–348 K) recorded in synthetic air at 690 Torr yields an E/R = –3300 K, although the data show marked curvature over the temperature range of study. These observations suggest that k_a and k_b may not be independent of the identity of M. For this reason, we limit our recommendation to air mixtures (i.e., P_{O₂}/P_{N₂} = 0.25) at atmospheric pressure. Since most CS₂ is oxidized within the atmospheric boundary layer, such restriction does not limit the applicability of this recommendation in atmospheric modeling.

The present recommendation accepts the measurements of Hynes et al.,² which appear to be the most sensitive of the three investigations. Thus, k(298 K) is derived from the Arrhenius fit of the data near room temperature.

$$k(298 \text{ K}) = 1.2 \times 10^{-12} \text{ cm}^3 \text{ molecule}^{-1} \text{ s}^{-1}$$

To compute values of k below 298 K, we have accepted the analysis of Hynes et al.:

$$k(T) = (1.25 \times 10^{-16} \exp(4550/T))/(T + 1.81 \times 10^{-3} \exp(3400/T)) \text{ cm}^3 \text{ molecule}^{-1} \text{ s}^{-1}.$$

This recommendation is only valid for one atmosphere pressure of air. It is interesting to note that measurements by Hynes et al.² at approximately 250 K and 700 Torr total pressure result in k_{eff} values that are independent of the amount of O₂ for partial pressures between 145 and 680 Torr. This suggests that the adduct is quite stable with respect to dissociation into the reactants (OH + CS₂) at this low temperature and that the effective rate constant for reactant removal approaches the elementary rate constant for adduct formation.

(Table: 06-2, Note: 06-2, Evaluated: 06-2) [Back to Table](#)

- (1) Barnes, I.; Becker, K. H.; Fink, E. H.; Reimer, A.; Zabel, F.; Niki, H. Rate constant and products of the reaction $\text{CS}_2 + \text{OH}$ in the presence of O_2 . *Int. J. Chem. Kinet.* **1983**, *15*, 631-645.
- (2) Hynes, A. J.; Wine, P. H.; Nicovich, J. M. Kinetics and mechanism of the reaction of OH with CS_2 under atmospheric conditions. *J. Phys. Chem.* **1988**, *92*, 3846-3852, doi:10.1021/j100324a034.
- (3) Jones, B. M. R.; Burrows, J. P.; Cox, R. A.; Penkett, S. A. OCS formation in the reaction of OH with CS_2 . *Chem. Phys. Lett.* **1982**, *88*, 372-376.
- (4) Kurylo, M. J. Flash photolysis resonance fluorescence investigation of the reactions of OH radicals with OCS and CS_2 . *Chem. Phys. Lett.* **1978**, *58*, 238-242.
- (5) Kurylo, M. J.; Laufer, A. H. Evidence for atom exchange in OH reactions with carbonyl compounds: $^{18}\text{OH} + \text{CO}_2 \rightarrow ^{18}\text{OCO} + \text{OH}$; $^{18}\text{OH} + \text{CO} \rightarrow ^{18}\text{OC} + \text{OH}$. *J. Chem. Phys.* **1979**, *70*, 2032-2033.

II7. $\text{CS}_2\text{OH} + \text{O}_2$. Three groups have obtained kinetic information about this reaction by observing either the perturbation of OH/ CS_2OH equilibration kinetics upon addition of O_2 , or by modeling the dependence of the observed rate constant for OH loss on $[\text{O}_2]$. Hynes et al.,² Murrells et al.,⁷ and Diau and Lee¹ agree quite well on the value of k , with an average value of $2.8 \times 10^{-14} \text{ cm}^3 \text{ molecule}^{-1} \text{ s}^{-1}$ independent of temperature and pressure being recommended. Diau and Lee also report rate constants for the reactions of the adduct (CS_2OH) with NO and NO_2 to be 7.3×10^{-13} and $4.2 \times 10^{-11} \text{ cm}^3 \text{ molecule}^{-1} \text{ s}^{-1}$, respectively.

From a mechanistic viewpoint, the primary products of this reaction determine the products of CS_2 oxidation in air. Lovejoy et al.⁴ have shown that the yields of HO_2 and SO_2 are equal and near unity. Further insight is provided by the mechanistic study of Stickel et al.,⁸ who observe OCS and CO product yields of (0.83 ± 0.08) and (0.16 ± 0.03) , respectively. The results from this study are interpreted to imply that OCS and CO are formed either as primary products of the $\text{CS}_2\text{OH} + \text{O}_2$ reaction or as products of a secondary reaction between a primary product and O_2 . These same authors report an SO_2 yield of (1.15 ± 0.10) , with the results suggesting that only about 75% of the SO_2 is formed as a prompt product, with the remainder generated via a slow reaction of SO (generated as a prompt product of the $\text{CS}_2\text{OH} + \text{O}_2$ reaction) with O_2 . Insight into the specific reaction pathways can be gleaned from the study of Lovejoy et al.³ in which the rate constant for the reaction of $\text{CS}_2\text{OD} + \text{O}_2$ was found to be the same as that for $\text{CS}_2\text{OH} + \text{O}_2$, indicating that simple H atom abstraction is not the likely process. Rather, HO_2 production most likely involves complex formation followed by HO_2 elimination. Lovejoy et al.⁵ found that the ^{18}O atom in the ^{18}OH reactant is transferred predominantly $(90 \pm 20)\%$ to the SO_2 product. These findings are consistent with an S–O–bonded $\text{CS}_2\text{–OH}$ adduct and preservation of the S–O bond in the steps leading to SO_2 formation.

Theoretical studies by Zhang and Qin⁹ and by McKee and Wine⁶ have provided further insight into the reaction mechanism. The initial step is, indeed, formation of SCS–OH followed by addition of O_2 to the carbon atom. A key subsequent step appears to be an O atom transfer to the sulfur bearing the hydroxyl group which leads directly to $\text{HOSO} + \text{OCS}$. The reaction $\text{HOSO} + \text{O}_2 \rightarrow \text{HO}_2 + \text{SO}_2$ is expected to occur rapidly under atmospheric conditions. One remaining problem is identification of the pathway for generation of CO, which is observed as a minor product.

(Table: 06-2, Note: 06-2, Evaluated: 06-2) [Back to Table](#)

- (1) Diau, E. W.-G.; Lee, Y.-P. Kinetics of the reactions of CS_2OH with O_2 , NO, and NO_2 . *J. Phys. Chem.* **1991**, *95*, 7726-7732.
- (2) Hynes, A. J.; Wine, P. H.; Nicovich, J. M. Kinetics and mechanism of the reaction of OH with CS_2 under atmospheric conditions. *J. Phys. Chem.* **1988**, *92*, 3846-3852, doi:10.1021/j100324a034.
- (3) Lovejoy, E. R.; Kroeger, K. S.; Ravishankara, A. R. The kinetics of the $\text{CS}_2\text{OH} + \text{O}_2$ reaction. *Chem. Phys. Lett.* **1990**, *167*, 183-187.
- (4) Lovejoy, E. R.; Murrells, T. P.; Ravishankara, A. R.; Howard, C. J. Oxidation of CS_2 by reaction with OH. 2. Yields of HO_2 and SO_2 in oxygen. *J. Phys. Chem.* **1990**, *94*, 2386-2393.
- (5) Lovejoy, E. R.; Ravishankara, A. R.; Howard, C. J. Yield of $^{16}\text{O}^{18}\text{O}$ from the ^{18}OH initiated oxidation of CS_2 in $^{16}\text{O}_2$. *Int. J. Chem. Kinet.* **1994**, *26*, 551-560.
- (6) McKee, M. L.; Wine, P. H. Ab initio study of the atmospheric oxidation of CS_2 . *J. Am. Chem. Soc.* **2001**, *123*, 2344-2353, doi:10.1021/ja003421p.
- (7) Murrells, T. P.; Lovejoy, E. R.; Ravishankara, A. R. Oxidation of CS_2 by reaction with OH. 1. Equilibrium constant for the reaction $\text{OH} + \text{CS}_2 \rightleftharpoons \text{CS}_2\text{OH}$ and the kinetics of the $\text{CS}_2\text{OH} + \text{O}_2$ reaction. *J. Phys. Chem.* **1990**, *94*, 2381-2386.
- (8) Stickel, R. E.; Chin, M.; Daykin, E. P.; Hynes, A. J.; Wine, P. H.; Wallington, T. J. Mechanistic studies of the OH-initiated oxidation of CS_2 in the presence of O_2 . *J. Phys. Chem.* **1993**, *97*, 13653-13661.
- (9) Zhang, L.; Qin, Q.-Z. Theoretical studies on $\text{CS}_2\text{OH–O}_2$: a possible intermediate in the OH initiated oxidation of CS_2 by O_2 . *J. Mol. Structure (Theochem)* **2000**, *531*, 375-379.

I18. OH + CH₃SH. This recommendation is based on a composite fit to the data of Atkinson et al.,¹ Wine et al.,¹⁰ Wine et al.,¹¹ and Hynes and Wine,⁵ which are in excellent agreement. The results from the relative rate study of Barnes et al.² are in agreement with this recommendation and indicate that the higher value of Cox and Sheppard⁴ is due to complications resulting from the presence of O₂ and NO in their reaction system. MacLeod et al.^{7,8} and Lee and Tang⁶ obtained rate constants at 298 K approximately 50% lower than recommended here. These authors also obtained lower values for the ethanethiol reaction in comparison with results from studies upon which the methanethiol recommendation is made. Wine et al.¹¹ present evidence that this reaction proceeds via adduct formation to produce a species that is thermally stable over the temperature range and time scales of the kinetic measurements. Tyndall and Ravishankara⁹ have determined the yield of CH₃S (via laser-induced fluorescence) to be unity, indicating that any adduct must be short lived (less than 100 μs). Longer lifetimes would have led to anomalies in the OH decay kinetics used for the rate constant determinations. Butkovskaya and Setser,³ based on observations of IR emissions from the products of the reactions of OH and OD with CH₃SH and CH₃SD, conclude that H-abstraction from the methyl group occurs with a yield of 24 ± 8% for the OH reactions and 11 ± 4% for the OD reactions. Hynes and Wine⁵ observed that the rate constant is independent of O₂ partial pressure.

(Table: 06-2, Note: 06-2, Evaluated: 06-2) [Back to Table](#)

- (1) Atkinson, R.; Perry, R. A.; Pitts, J. N., Jr. Rate constants for the reaction of the OH radical with CH₃SH and CH₃NH₂ over the temperature range 299-426 °K. *J. Chem. Phys.* **1977**, *66*, 1578-1581.
- (2) Barnes, I.; Bastian, V.; Becker, K. H.; Fink, E. H.; Nelsen, W. Oxidation of sulphur compounds in the atmosphere: I. Rate constants of OH radical reactions with sulphur dioxide, hydrogen sulphide, aliphatic thiols and thiophenol. *J. Atmos. Chem.* **1986**, *4*, 445-466.
- (3) Butkovskaya, N. I.; Setser, D. W. Product branching fractions and kinetic isotope effects for the reactions of OH and OD radicals with CH₃SH and CH₃SD. *J. Phys. Chem. A* **1999**, *103*, 6921-6929.
- (4) Cox, R. A.; Sheppard, D. Reactions of OH radicals with gaseous sulphur compounds. *Nature* **1980**, *284*, 330-331.
- (5) Hynes, A. J.; Wine, P. H. Kinetics of the OH + CH₃SH reaction under atmospheric conditions. *J. Phys. Chem.* **1987**, *91*, 3672-3676, doi:10.1021/j100297a042.
- (6) Lee, J. H.; Tang, I. N. Absolute rate constants for the hydroxyl radical reactions with CH₃SH and C₂H₅SH at room temperature. *J. Chem. Phys.* **1983**, *78*, 6646-6649.
- (7) MacLeod, H.; Jourdain, J. L.; Poulet, G.; Le Bras, G. Kinetic study of reactions of some organic sulfur compounds with OH radicals. *Atmos. Environ.* **1984**, *18*, 2621-2626.
- (8) MacLeod, H.; Poulet, G.; Le Bras, G. Etude cinétique des réactions du radical OH avec CH₃SCH₃, CH₃SH et C₂H₅SH. *J. Chim. Phys.* **1983**, *80*, 287-292.
- (9) Tyndall, G. S.; Ravishankara, A. R. Kinetics of the reaction of CH₃S with O₃ at 298 K. *J. Phys. Chem.* **1989**, *93*, 4707-4710.
- (10) Wine, P. H.; Kreutter, N. M.; Gump, C. A.; Ravishankara, A. R. Kinetics of OH reactions with the atmospheric sulfur compounds H₂S, CH₃SH, CH₃SCH₃, and CH₃SSCH₃. *J. Phys. Chem.* **1981**, *85*, 2660-2665, doi:10.1021/j150618a019.
- (11) Wine, P. H.; Thompson, R. J.; Semmes, D. H. Kinetics of OH reactions with aliphatic thiols. *Int. J. Chem. Kinet.* **1984**, *16*, 1623-1636.

I19. OH + CH₃SCH₃ → H₂O + CH₂SCH₃. The OH + CH₃SCH₃ reaction is complex, proceeding by both H-abstraction and reversible addition pathways. In the presence of atmospheric levels of O₂, adduct reaction with O₂ makes the addition pathway partially irreversible. Only kinetic data obtained in the absence of O₂ and at low enough CH₃SCH₃ concentrations for the adduct to be a negligible reservoir for OH are considered in evaluation of the H-abstraction rate constant. Thus, this recommendation is based on the results of Hynes et al.,⁸ Wine et al.,²² Hsu et al.,⁷ Abbatt et al.,¹ Barone et al.,⁶ Turnipseed et al.,¹⁵ Williams et al.,¹⁹⁻²¹ and Wang et al.¹⁸ The earlier larger rate constant values of Atkinson et al.³ and Kurylo¹⁰ are presumably due to reactive impurities, while those of MacLeod et al.¹¹ were most likely overestimated because of heterogeneous reactions. Unlike other temperature dependence studies, the rate constants reported by Albu et al.² (at T = 250–299 K) suggest a significant negative activation energy, leading to suspicion of an interference from adduct reaction with impurity O₂. Absolute determinations lower than those recommended were obtained by Martin et al.,¹² Wallington et al.,¹⁷ and Nielsen et al.¹³ The reasons for these differences are not readily apparent. Confirmation that H-abstraction is the dominant pathway under the experimental conditions specified above comes from the studies of Stickel et al.¹⁴ and Turnipseed et al.¹⁵ Stickel et al. used tunable diode laser spectroscopy to measure an HDO product yield of 0.84 ± 0.15 for the OD + CH₃SCH₃ reaction in 10–30 Torr N₂, while Turnipseed et al. used laser induced fluorescence observations of CH₃S production from OH + CH₃SCH₃ to show that the branching ratio for the CH₃S elimination channel is <0.04 and the direct H-abstraction yield is 0.84 ± 0.26. Further support for the dominance of the H-abstraction pathway

comes from the work of Zhao et al.,²³ who obtained an upper limit yield of 0.07 for the methyl elimination channel in the OD + CH₃SCH₃ reaction. Barnes et al.,^{4,5} Turnipseed et al., and Urbanski et al.¹⁶ report that the abstraction product CH₃SCH₂ is converted predominantly to CH₃S under atmospheric conditions. Barnes et al.⁴ measure a 0.7% yield of OCS under low NO_x conditions, which they attribute to further oxidation of CH₃S. A theoretical study by Jorgensen and Kjaergaard suggests that complexation of CH₃SCH₃ with a single water molecule can speed up the reaction by lowering the energy of the transition state relative to the energy of the reactants.⁹

(Table: 10-6, Note: 15-10, Evaluated: 10-6) [Back to Table](#)

- (1) Abbatt, J. P. D.; Fentner, F. F.; Anderson, J. G. High-pressure discharge flow kinetics study of OH + CH₃SCH₃, CH₃SSCH₃ → products from 297 to 368 K. *J. Phys. Chem.* **1992**, *96*, 1780-1785.
- (2) Albu, M.; Barnes, I.; Becker, K. H.; Patroescu-Klotz, I.; Mocanu, R.; Benter, T. Rate coefficients for the gas-phase reaction of OH radicals with dimethyl sulfide: temperature and O₂ partial pressure dependence. *Phys. Chem. Chem. Phys.* **2006**, *8*, 728-736, doi:10.1039/b512536g.
- (3) Atkinson, R.; Perry, R. A.; Pitts Jr., J. N. Rate constants for the reaction of OH radicals with COS, CS₂ and CH₃SCH₃ over the temperature range 299-430 K. *Chem. Phys. Lett.* **1978**, *54*, 14-18.
- (4) Barnes, I.; Becker, K. H.; Patroescu, I. The tropospheric oxidation of dimethyl sulfide: A new source of carbonyl sulfide. *Geophys. Res. Lett.* **1994**, *21*, 2389-2392.
- (5) Barnes, I.; Becker, K. H.; Patroescu, I. FTIR product study of the OH initiated oxidation of dimethyl sulphide: Observation of carbonyl sulphide and dimethyl sulphoxide. *Atmos. Environ.* **1996**, *30*, 1805-1814.
- (6) Barone, S. B.; Turnipseed, A. A.; Ravishankara, A. R. Reaction of OH with dimethyl sulfide (DMS). 1. Equilibrium constant for OH + DMS reaction and the kinetics of the OH•DMS + O₂ reaction. *J. Phys. Chem.* **1996**, *100*, 14694-14702.
- (7) Hsu, Y.-C.; Chen, D.-S.; Lee, Y.-P. Rate constant for the reaction of OH radicals with dimethyl sulfide. *Int. J. Chem. Kinet.* **1987**, *19*, 1073-1082.
- (8) Hynes, A. J.; Wine, P. H.; Semmes, D. H. Kinetics and mechanism of OH reactions with organic sulfides. *J. Phys. Chem.* **1986**, *90*, 4148-4156, doi:10.1021/j100408a062.
- (9) Jorgensen, S.; Kjaergaard, H. G. Effect of hydration on the hydrogen abstraction reaction by OH in DMS and its oxidation products. *J. Phys. Chem. A* **2010**, *114*, 4857-4863, doi:10.1021/jp910202n.
- (10) Kurylo, M. J. Flash photolysis resonance fluorescence investigation of the reaction of OH radicals with dimethyl sulfide. *Chem. Phys. Lett.* **1978**, *58*, 233-237.
- (11) MacLeod, H.; Poulet, G.; Le Bras, G. Etude cinétique des réactions du radical OH avec CH₃SCH₃, CH₃SH et C₂H₅SH. *J. Chim. Phys.* **1983**, *80*, 287-292.
- (12) Martin, D.; Jourdain, J. L.; Le Bras, G. Kinetic study for the reactions of OH radicals with dimethylsulfide, diethylsulfide, tetrahydrothiophene, and thiophene. *Int. J. Chem. Kinet.* **1985**, *17*, 1247-1261.
- (13) Nielsen, O. J.; Sidebottom, H. W.; Nelson, L.; Treacy, J. J.; O'Farrell, D. J. An absolute and relative rate study of the reaction of OH radicals with dimethyl sulfide. *Int. J. Chem. Kinet.* **1989**, *21*, 1101-1112.
- (14) Stickel, R. E.; Zhao, Z.; Wine, P. H. Branching ratios for hydrogen transfer in the reactions of OD radicals with CH₃SCH₃ and CH₃SC₂H₅. *Chem. Phys. Lett.* **1993**, *212*, 312-318.
- (15) Turnipseed, A. A.; Barone, S. B.; Ravishankara, A. R. Reaction of OH with dimethyl sulfide. 2. Products and mechanisms. *J. Phys. Chem.* **1996**, *100*, 14703-14713.
- (16) Urbanski, S. P.; Stickel, R. E.; Zhao, Z.; Wine, P. H. Mechanistic and kinetic study of formaldehyde production in the atmospheric oxidation of dimethyl sulfide. *J. Chem. Soc. Faraday Trans.* **1997**, *93*, 2813-2819.
- (17) Wallington, T. J.; Atkinson, R.; Tuazon, E. C.; Aschmann, S. M. The reaction of OH radicals with dimethyl sulfide. *Int. J. Chem. Kinet.* **1986**, *18*, 837-846.
- (18) Wang, H.-T.; Zhang, Y.-J.; Mu, Y.-J. Rate constants for reactions of OH with several reduced sulfur compounds determined by relative rate constant method. *Acta Phys.-Chim. Sin.* **2008**, *24*, 945-950.
- (19) Williams, M. B.; Campuzano-Jost, P.; Bauer, D.; Hynes, A. J. Kinetic and mechanistic studies of the OH-initiated oxidation of dimethylsulfide at low temperature — A reevaluation of the rate coefficient and branching ratio. *Chem. Phys. Lett.* **2001**, *344*, 61-67.
- (20) Williams, M. B.; Campuzano-Jost, P.; Cossairt, B. M.; Hynes, A. J.; Pounds, A. J. Experimental and theoretical studies of the reaction of the OH radical with alkyl sulfides: 1. Direct observations of the formation of the OH-DMS adduct-pressure dependence of the forward rate of addition and development of a predictive expression at low temperature. *J. Phys. Chem. A* **2007**, *111*, 89-104, doi:10.1021/jp063873+.
- (21) Williams, M. B.; Campuzano-Jost, P.; Hynes, A. J.; Pounds, A. J. Experimental and theoretical studies of the reaction of the OH radical with alkyl sulfides: 3. Kinetics and mechanism of the OH initiated

oxidation of dimethyl, dipropyl, and dibutyl sulfides: Reactivity trends in the alkyl sulfides and development of a predictive expression for the reaction of OH with DMS. *J. Phys. Chem. A* **2009**, *113*, 6697-6709, doi:10.1021/Jp9010668.

- (22) Wine, P. H.; Kreutter, N. M.; Gump, C. A.; Ravishankara, A. R. Kinetics of OH reactions with the atmospheric sulfur compounds H₂S, CH₃SH, CH₃SCH₃, and CH₃SSCH₃. *J. Phys. Chem.* **1981**, *85*, 2660-2665, doi:10.1021/j150618a019.
- (23) Zhao, Z.; Stickel, R. E.; Wine, P. H. Branching ratios for methyl elimination in the reactions of OD radicals and Cl atoms with CH₃SCH₃. *Chem. Phys. Lett.* **1996**, *251*, 59-66.

I20. OH + CH₃SCH₃ → (CH₃)₂SOH → products. The OH + CH₃SCH₃ reaction is complex, proceeding by both direct H-abstraction and reversible addition pathways. A recommendation for the direct reaction is given separately in Table 1 (see above). The product of the reversible addition pathway reacts with O₂ creating an irreversible path as well. Mechanistically, this pathway is described by combining the rate constants k_f for the addition step, k_r for the reverse dissociation step, and k_{O2} for the adduct reaction with O₂. The equilibrium constant for the reversible addition process is K_c = k_f/k_r. Recommendations for K_c, k_f, and k_{O2} are found in Tables 3, 2, and 1, respectively. Subtracting the temperature-dependent H-abstraction rate constant from the overall irreversible rate constant (which depends on T, P, and P_{O2}) yields the rate constant for irreversible addition (k_{ia}), which can be expressed as

$$k_{ia} = K_c k_{O2} [O_2] / (1 + (K_c k_{O2} [O_2] / k_f)).$$

Much of the kinetic data available for evaluating this reaction were obtained for OH + CD₃SCD₃. Although the methyl hydrogens are not directly involved in the reaction, the rate constants for OH addition reactions with CH₃SCH₃ and CD₃SCD₃ differ somewhat⁶ as they are in the low pressure limit where the value depends on the density of states, which are different for the two isotopomers. The recommended expression (units are cm³ molecule⁻¹ s⁻¹),

$$k_{ia}(T, [O_2], [M]) = 8.2 \times 10^{-39} [O_2] \exp(+5376/T) / (1 + 1.05 \times 10^{-5} ([O_2] / [M]) \exp(+3644/T)),$$

is based on the recommendations for K_c, k_f, and k_{O2} given elsewhere in this evaluation. It reproduces the data of Hynes et al.,² Williams et al.,⁴⁻⁶ and Albu et al.¹ quite well for both isotopomers and for all mole fractions of O₂ in N₂/O₂ mixtures; however, it should be used with caution at temperatures below 240 K (where no data are available) or above 310 K (where k_{ia} is very small). The 298 K relative rate study of Wang et al.³ suggests rate constants in air and pure O₂ at atmospheric pressure that are about a factor of two faster than those predicted by the above expression. Since the kinetic data of Hynes et al. and Williams et al. were obtained by monitoring OH loss, the overall rate constant for removal of CH₃SCH₃ would be underestimated if the adduct + O₂ reaction generated OH + dimethylsulfone (CH₃(O)S(O)CH₃) with a significant yield; the available data cannot rule out a small but significant branching ratio for this channel.

(Table: 10-6, Note: 10-6, Evaluated: 10-6) [Back to Table](#)

- (1) Albu, M.; Barnes, I.; Becker, K. H.; Patroescu-Klotz, I.; Mocanu, R.; Benter, T. Rate coefficients for the gas-phase reaction of OH radicals with dimethyl sulfide: temperature and O₂ partial pressure dependence. *Phys. Chem. Chem. Phys.* **2006**, *8*, 728-736, doi:10.1039/b512536g.
- (2) Hynes, A. J.; Wine, P. H.; Semmes, D. H. Kinetics and mechanism of OH reactions with organic sulfides. *J. Phys. Chem.* **1986**, *90*, 4148-4156, doi:10.1021/j100408a062.
- (3) Wang, H.-T.; Zhang, Y.-J.; Mu, Y.-J. Rate constants for reactions of OH with several reduced sulfur compounds determined by relative rate constant method. *Acta Phys.-Chim. Sin.* **2008**, *24*, 945-950.
- (4) Williams, M. B.; Campuzano-Jost, P.; Bauer, D.; Hynes, A. J. Kinetic and mechanistic studies of the OH-initiated oxidation of dimethylsulfide at low temperature — A reevaluation of the rate coefficient and branching ratio. *Chem. Phys. Lett.* **2001**, *344*, 61-67.
- (5) Williams, M. B.; Campuzano-Jost, P.; Cossairt, B. M.; Hynes, A. J.; Pounds, A. J. Experimental and theoretical studies of the reaction of the OH radical with alkyl sulfides: 1. Direct observations of the formation of the OH-DMS adduct-pressure dependence of the forward rate of addition and development of a predictive expression at low temperature. *J. Phys. Chem. A* **2007**, *111*, 89-104, doi:10.1021/jp063873+.
- (6) Williams, M. B.; Campuzano-Jost, P.; Hynes, A. J.; Pounds, A. J. Experimental and theoretical studies of the reaction of the OH radical with alkyl sulfides: 3. Kinetics and mechanism of the OH initiated oxidation of dimethyl, dipropyl, and dibutyl sulfides: Reactivity trends in the alkyl sulfides and development of a predictive expression for the reaction of OH with DMS. *J. Phys. Chem. A* **2009**, *113*, 6697-6709, doi:10.1021/Jp9010668.

I21. (CH₃)₂SOH + O₂. All available kinetic data for this reaction were obtained by measuring k_{obs} for the OH + CH₃SCH₃ reaction as a function of O₂ partial pressure ($k_{\text{obs}} \equiv$ the sum of the rate constants for H-abstraction and irreversible addition). Much of the available data were obtained for OH + CD₃SCD₃. Since the methyl hydrogens are not directly involved in the reaction, the rate constant is expected to be virtually the same for CH₃SCH₃ as for CD₃SCD₃; hence, data for both reactants are used in the evaluation. The recommendation is based on the data of Hynes et al.,³ Barone et al.,¹ and Williams et al.^{8,9} The Hynes et al. study supersedes an earlier report of a considerably faster rate constant.⁴ Over the range of experimental conditions where data are available (222–267 K and 30–200 Torr), the rate constant appears to be independent of temperature and pressure. By monitoring the regeneration of OH in the presence of NO, Hynes et al.² and Turnipseed et al.⁷ have determined the yield for the HO₂ + CH₃S(O)CH₃ (DMSO) channel to be ~0.5. A theoretical study by Ramirez-Anguila et al.⁵ suggests possible pathways for generating CH₃SOH + CH₃OO/CH₂OOH. A second theoretical study by the same authors supports the experimental finding that the rate constant has little temperature or pressure dependence.⁶

(Table: 10-6, Note: 15-10, Evaluated: 10-6) [Back to Table](#)

- (1) Barone, S. B.; Turnipseed, A. A.; Ravishankara, A. R. Reaction of OH with dimethyl sulfide (DMS). 1. Equilibrium constant for OH + DMS reaction and the kinetics of the OH•DMS + O₂ reaction. *J. Phys. Chem.* **1996**, *100*, 14694-14702.
- (2) Hynes, A. J.; Stickel, R. E.; Pounds, A. J.; Zhao, Z.; McKay, T.; Bradshaw, J. D.; Wine, P. H. *Dimethylsulfide: Oceans, Atmosphere, and Climate*, ed. by G. Restelli and G. Angletti, Kluwer Academic Publishers, Brusse; Science **1993**, 211-221.
- (3) Hynes, A. J.; Stocker, R. B.; Pounds, A. J.; McKay, T.; Bradshaw, J. D.; Nicovich, J. M.; Wine, P. H. A mechanistic study of the reaction of OH with dimethyl-*d*₆ sulfide. Direct observation of adduct formation and the kinetics of the adduct reaction with O₂. *J. Phys. Chem.* **1995**, *99*, 16967-16975, doi:10.1021/j100046a024.
- (4) Hynes, A. J.; Wine, P. H.; Semmes, D. H. Kinetics and mechanism of OH reactions with organic sulfides. *J. Phys. Chem.* **1986**, *90*, 4148-4156, doi:10.1021/j100408a062.
- (5) Ramirez-Anguila, J. M.; Gonzalez-Lafont, A.; Lluch, J. M. Formation pathways of CH₃SOH from CH₃S(OH)CH₃ in the presence of O₂: a theoretical study *Theor. Chem. Acc.* **2009**, *123*, 93-103, doi:10.1007/s00214-009-0547-7.
- (6) Ramirez-Anguila, J. M.; González-Lafont, A.; Lluch, J. M. Variational transition-state theory study of the rate constant of the DMS•OH scavenging reaction by O₂. *J. Comput. Chem.* **2011**, *32*, 2104-2118, doi:10.1002/jcc.21793.
- (7) Turnipseed, A. A.; Barone, S. B.; Ravishankara, A. R. Reaction of OH with dimethyl sulfide. 2. Products and mechanisms. *J. Phys. Chem.* **1996**, *100*, 14703-14713.
- (8) Williams, M. B.; Campuzano-Jost, P.; Cossairt, B. M.; Hynes, A. J.; Pounds, A. J. Experimental and theoretical studies of the reaction of the OH radical with alkyl sulfides: 1. Direct observations of the formation of the OH-DMS adduct-pressure dependence of the forward rate of addition and development of a predictive expression at low temperature. *J. Phys. Chem. A* **2007**, *111*, 89-104, doi:10.1021/jp063873+.
- (9) Williams, M. B.; Campuzano-Jost, P.; Hynes, A. J.; Pounds, A. J. Experimental and theoretical studies of the reaction of the OH radical with alkyl sulfides: 3. Kinetics and mechanism of the OH initiated oxidation of dimethyl, dipropyl, and dibutyl sulfides: Reactivity trends in the alkyl sulfides and development of a predictive expression for the reaction of OH with DMS. *J. Phys. Chem. A* **2009**, *113*, 6697-6709, doi:10.1021/Jp9010668.

I22. OH + CH₃SCH₂Cl. The recommendation is based on the low-pressure discharge flow resonance fluorescence study of Shallcross et al.¹ The uncertainty reflects the fact that only one study performed under a limited range of experimental conditions has been reported. Shallcross et al. suggest that the likely reaction pathway is H-abstraction under the low pressure conditions of their experiments. However, further experimental and/or theoretical research is needed before an addition-elimination pathway involving C–S bond cleavage can be ruled out. If H-abstraction dominates at low pressure, then under atmospheric conditions the rate constant could be significantly faster than reported by Shallcross et al. due to the occurrence of an irreversible addition channel at higher pressure and in the presence of O₂.

(Table: 10-6, Note: 10-6, Evaluated: 10-6) [Back to Table](#)

- (1) Shallcross, D. E.; Vaughn, S.; Trease, D. R.; Canosa-Mas, C.; Ghosh, M. V.; Dyke, J. M.; Wayne, R. P. Kinetics of the reaction between OH radicals and monochlorodimethylsulphide (CH₃SCH₂Cl). *Atmos. Environ.* **2006**, *40*, 6899-6904, doi:10.1016/j.atmosenv.2006.06.037.

I23. OH + CH₃SSCH₃. This recommendation is based on the temperature-dependent studies of Wine et al.⁷ and Abbott et al.¹ and the room temperature relative rate study of Cox and Sheppard.⁵ Domine and Ravishankara⁶ have observed both CH₃S (via laser-induced fluorescence) and CH₃SOH (via photo-ionization mass spectrometry) as products of this reaction. At 298 K, the yield of CH₃S alone was quantified at approximately 30%. An FTIR product study of the photooxidation of dimethyl disulfide by Barnes et al.² presents evidence that oxidation of the CH₃SOH product is the principal source of the methane sulfonic acid observed. Butkovskaya and Setser³ have observed that HDO and D₂O are produced from OD + CH₃SSCH₃ in the same proportion and with the same vibrational state distributions as the products observed by the same investigators in a similar study of the OD + CH₃SD reaction,⁴ leading these authors to suggest that the major product channel for OD + CH₃SSCH₃ is CH₃SD + CH₃SO.
(Table: 94-26, Note: 94-26, Evaluated: 94-26) [Back to Table](#)

- (1) Abbott, J. P. D.; Fentner, F. F.; Anderson, J. G. High-pressure discharge flow kinetics study of OH + CH₃SCH₃, CH₃SSCH₃ → products from 297 to 368 K. *J. Phys. Chem.* **1992**, *96*, 1780-1785.
- (2) Barnes, I.; Becker, K. H.; Mihalopoulos, N. An FTIR product study of the photooxidation of dimethyl disulfide. *J. Atmos. Chem.* **1994**, *18*, 267-289.
- (3) Butkovskaya, N. I.; Setser, D. W. Mechanism for the reaction of hydroxyl radicals with dimethyl disulfide. *Chem. Phys. Lett.* **1999**, *312*, 37-44.
- (4) Butkovskaya, N. I.; Setser, D. W. Product branching fractions and kinetic isotope effects for the reactions of OH and OD radicals with CH₃SH and CH₃SD. *J. Phys. Chem. A* **1999**, *103*, 6921-6929.
- (5) Cox, R. A.; Sheppard, D. Reactions of OH radicals with gaseous sulphur compounds. *Nature* **1980**, *284*, 330-331.
- (6) Domine, F.; Ravishankara, A. R. The yield of CH₃S from the reaction of OH with CH₃SSCH₃. *Int. J. Chem. Kinet.* **1992**, *24*, 943-951.
- (7) Wine, P. H.; Kreutter, N. M.; Gump, C. A.; Ravishankara, A. R. Kinetics of OH reactions with the atmospheric sulfur compounds H₂S, CH₃SH, CH₃SCH₃, and CH₃SSCH₃. *J. Phys. Chem.* **1981**, *85*, 2660-2665, doi:10.1021/j150618a019.

I24. OH + CH₃S(O)CH₃. The recommended 298 K rate constant is the average of the direct studies of Hynes and Wine,⁴ Urbanski et al.,⁸ and Kukui et al.,⁶ which employed three different experimental approaches and are in excellent agreement. Competitive kinetics studies by Barnes et al.² and Falbe-Hanson et al.³ report rate constants in 1 atm. of air about a factor of 1.5 slower than those obtained in the direct studies. The recommended value for E/R is based on the only study of the temperature dependence,⁴ where a significant negative activation energy was observed. The large uncertainty in E/R reflects the availability of very limited data (none below room temperature). The experimental studies of Urbanski et al., Kukui et al., and Arsene et al.,¹ as well as the theoretical study of Wang and Zhang,⁹ provide strong evidence that the dominant reaction channel is production of CH₃ + CH₃S(O)OH (MSIA, methanesulfinic acid). Arsene et al. attribute the failure to observe MSIA production in the chamber study of Sorensen et al.⁷ to loss via secondary gas phase and condensed phase oxidation before sampling. A theoretical study by Jorgensen and Kjaergaard suggests that the H-abstraction may be more important under atmospheric conditions than previously thought because (i) complexation of CH₃S(O)CH₃ with a single water molecule can speed up the H-abstraction reaction by lowering the energy of the transition state relative to the energy of the reactants and (ii) under atmospheric conditions a significant fraction of CH₃S(O)CH₃ is complexed with H₂O.⁵ However, as mentioned above, experimental information suggests that methyl elimination, not H-abstraction, is the dominant reaction pathway.

(Table: 06-2, Note: 15-10, Evaluated: 06-2) [Back to Table](#)

- (1) Arsene, C.; Barnes, I.; Becker, K. H.; Schneider, W. F.; Wallington, T. J.; Mihalopoulos, N.; Patroescu-Klotz, J. V. Formation of methane sulfinic acid in the gas-phase OH-radical initiated oxidation of dimethyl sulfoxide. *Environ. Sci. Technol.* **2002**, *36*, 5155-5163, doi:10.1021/es020035u.
- (2) Barnes, I.; Bastian, V.; Becker, K. H.; Martin, D. In *Biogenic Sulfur in the Environment*; ACS Symp. Ser, 1989; Vol. 393; pp 476-488.
- (3) Falbe-Hansen, H.; Sorensen, S.; Jensen, N. R.; Pedersen, T.; Hjorth, J. Atmospheric gas-phase reactions of dimethylsulphoxide and dimethylsulphone with OH and NO₃ radicals, Cl atoms and ozone. *Atmos. Environ.* **2000**, *34*, 1543-1551.
- (4) Hynes, A. J.; Wine, P. H. The atmospheric chemistry of dimethylsulfoxide (DMSO) kinetics and mechanism of the OH + DMSO reaction. *J. Atmos. Chem.* **1996**, *24*, 23-37.
- (5) Jorgensen, S.; Kjaergaard, H. G. Effect of hydration on the hydrogen abstraction reaction by OH in DMS and its oxidation products. *J. Phys. Chem. A* **2010**, *114*, 4857-4863, doi:10.1021/jp910202n.

- (6) Kukui, A.; Borrisenko, D.; Laverdet, G.; Le Bras, G. Gas-phase reactions of OH radicals with dimethyl sulfoxide and methane sulfinic acid using turbulent flow reactor and chemical ionization mass spectrometry. *J. Phys. Chem. A* **2003**, *107*, 5732-5742, doi:10.1021/jp0276911.
- (7) Sorensen, S.; Falbe-Hansen, H.; Mangoni, M.; Hjorth, J.; Jensen, N. R. Observation of DMSO and CH₃S(O)OH from the gas phase reaction between DMS and OH. *J. Atmos. Chem.* **1996**, *24*, 299-315.
- (8) Urbanski; Stickel, R. E.; Wine, P. H. Mechanistic and kinetic study of the gas-phase reaction of hydroxyl radical with dimethyl sulfoxide. *J. Phys. Chem. A* **1998**, *102*, 10522-10529.
- (9) Wang, L.; Zhang, J. Ab initio study of reaction of dimethyl sulfoxide (DMSO) with OH radical. *Chem. Phys. Lett.* **2002**, *356*, 490-496.

I25. OH + CH₃S(O)OH. The recommendation is based on a turbulent flow reactor – chemical ionization mass spectrometry study by Kukui et al.,² which was carried out with OH in excess over CH₃S(O)OH at total pressures of 200–400 Torr N₂. The large uncertainty factor results from the facts that (1) only a single room temperature study is reported in the literature and (2) CH₃S(O)OH is a difficult species to study in the gas phase because of its low vapor pressure. Kukui et al. found that SO₂ was produced as a reaction product with near unit yield, suggesting that the dominant reaction channel (at least in the absence of O₂) is production of CH₃ + SO₂ + H₂O. Theoretical studies by Gonzalez-Garcia et al.¹ and Tian et al.³ provide strong evidence that the CH₃S(O)OH–OH adduct is too short-lived to react with O₂ under atmospheric conditions.

(Table: 10-6, Note: 10-6, Evaluated: 10-6) [Back to Table](#)

- (1) Gonzalez-Garcia, N.; Gonzalez-Lafont, A.; Lluch, J. M. Methanesulfinic acid reaction with OH: Mechanism, rate constants, and atmospheric implications. *J. Phys. Chem. A* **2007**, *111*, 7825-7832, doi:10.1021/jp0722455.
- (2) Kukui, A.; Borrisenko, D.; Laverdet, G.; Le Bras, G. Gas-phase reactions of OH radicals with dimethyl sulfoxide and methane sulfinic acid using turbulent flow reactor and chemical ionization mass spectrometry. *J. Phys. Chem. A* **2003**, *107*, 5732-5742, doi:10.1021/jp0276911.
- (3) Tian, Y.; Tian, Z.-M.; Wei, W.-M.; He, T.-J.; Chen, D.-M.; Liu, F.-C. Ab initio study of the reaction of OH radical with methyl sulfinic acid (MSIA). *Chem. Phys.* **2007**, *335*, 133-140, doi:10.1016/j.chemphys.2007.04.009.

I26. OH + CH₃SO₃H. No gas-phase experimental data are available for this reaction, but a detailed theoretical study has been reported by Jorgensen et al.¹ Equilibrium and transition state structures were optimized using B3LYP density functional theory with the aug-cc-pV(T+d)Z basis set. Energies of stable species and transition states were refined using CCSD(T)-F12A theory with the VDZ-F12 basis set. Two different mechanisms were identified for producing CH₃SO₃ + H₂O, hydrogen atom transfer and proton coupled electron transfer. The 298 K rate constant was calculated using conventional transition state theory and found to be 8.3 × 10⁻¹⁵ cm³ molecule⁻¹ s⁻¹. Given that a 5 kJ mol⁻¹ error in a transition state energy can cause a factor of ten error in a calculated rate constant, the uncertainty in the theoretical rate constant is estimated to be around one order of magnitude. The role of water complexation with both reactants was examined theoretically and found to have no effect on the predicted rate constant under tropospheric conditions.

(New Entry) [Back to Table](#)

- (1) Jorgensen, S.; Jensen, C.; Kjaergaard, H. G.; Anglada, J. M. The gas-phase reaction of methane sulfonic acid with the hydroxyl radical without and with water vapor. *Phys. Chem. Chem. Phys.* **2013**, *15*, 5140-5150, doi:10.1039/c3cp44034f.

I27. OH + CH₃SC₂H₅ → H-abstraction products. The recommendation is based on the 299 K study of Hynes et al.² and the temperature dependent (242–296 K) study of Williams et al.⁴ Oksdath-Mansilla et al.³ obtained a 298 K rate constant from a relative rate study that is 40% faster than the recommended value. A theoretical study by Cao et al.¹ suggests that abstraction of the secondary hydrogen is dominant (92% at 200 K and 85% at 300 K), with abstraction of the methyl hydrogen accounting for 7% of overall reactivity at 200 K and 12% at 300 K.

(New Entry) [Back to Table](#)

- (1) Cao, J.; Wang, W.; Zhang, Y.; Wang, W.; Zhang, T.; Lv, J.; Li, C. Computational study on the reaction of CH₃SCH₂CH₃ with OH radical: mechanism and enthalpy of formation. *Theor. Chem. Acc.* **2011**, *129*, 771-780, doi:10.1007/s00214-011-0934-8.
- (2) Hynes, A. J.; Wine, P. H.; Semmes, D. H. Kinetics and mechanism of OH reactions with organic sulfides. *J. Phys. Chem.* **1986**, *90*, 4148-4156, doi:10.1021/j100408a062.

- (3) Oksdath-Mansilla, G.; Penenory, A. B.; Albu, M.; Barnes, I.; Wiesen, P.; Teruel, M. A. FTIR relative kinetic study of the reactions of CH₃CH₂SCH₂CH₃ and CH₃CH₂SCH₃ with OH radicals and Cl atoms at atmospheric pressure. *Chem. Phys. Lett.* **2009**, *477*, 22-27, doi:10.1016/j.cplett.2009.06.035.
- (4) Williams, M. B.; Campuzano-Jost, P.; Pounds, A. J.; Hynes, A. J. Experimental and theoretical studies of the reaction of the OH radical with alkyl sulfides: 2. Kinetics and mechanism of the OH initiated oxidation of methylethyl and diethyl sulfides; observations of a two channel oxidation mechanism. *Phys. Chem. Chem. Phys.* **2007**, *9*, 4370-4382, doi:10.1039/b703957n.

I28. OH + CH₃SC₂H₅ $\overset{M}{\rightleftharpoons}$ CH₃S(OH)C₂H₅ $\xrightarrow{O_2}$ products. The OH + CH₃SC₂H₅ reaction is complex, proceeding by both direct H-abstraction and reversible addition pathways. A recommendation for the H-abstraction reaction is given separately in Table 1 (see above). The product of the reversible addition pathway reacts with O₂ creating an irreversible addition path as well. Mechanistically, this pathway is described by combining the rate constants k_f for the addition step, k_r for the reverse dissociation step, and k_{O2} for the adduct reaction with O₂. The equilibrium constant for the reversible addition process is K_c = k_f/k_r. Subtracting the H-abstraction rate constant (which depends only on T) from the overall observed rate constant (which depends on T, P, and P_{O2}) yields the rate constant for irreversible addition (k_{ia}), which can be expressed as

$$k_{ia} = K_c k_{O2} [O_2] / (1 + (K_c k_{O2} [O_2] / k_f)).$$

The expression given below (units are cm³ molecule⁻¹ s⁻¹) is obtained by substituting values for K_c, k_f, and k_{O2} that are derived from the results of Williams et al.⁵ into the expression given above. Because data are available only over a limited range of experimental conditions, the expression below should be used only for air bath gas at P = 680 ± 80 Torr and T > 240 K.

$$k_{ia}(T, 680 \pm 80 \text{ Torr air}) = 1.17 \times 10^{-38} \exp(+5290/T) / (7.25 \times 10^{-22} T + 3.59 \times 10^{-26} \exp(+4170/T)).$$

The expression reproduces the laser flash photolysis data of Williams et al.,⁵ and the relative rate data of Oksdath-Mansilla et al.^{1,2} quite well. The relative rate study of Wang et al.⁴ suggests values for k_{abstraction} + k_{ir} in 760 Torr air at T = (297–346 K) that are faster than suggested by the above expression and are inconsistent with the results of the other available studies. Oksdath-Mansilla et al. report the following product yields in NO_x-free air at P = 760 Torr and T = 298 K (where irreversible addition is a minor but significant reaction pathway): SO₂, 51 ± 2%; CH₃CHO, 57 ± 3%; HCHO, 46 ± 4%.³

(New Entry) [Back to Table](#)

- (1) Oksdath-Mansilla, G.; Penenory, A. B.; Albu, M.; Barnes, I.; Wiesen, P.; Teruel, M. A. FTIR relative kinetic study of the reactions of CH₃CH₂SCH₂CH₃ and CH₃CH₂SCH₃ with OH radicals and Cl atoms at atmospheric pressure. *Chem. Phys. Lett.* **2009**, *477*, 22-27, doi:10.1016/j.cplett.2009.06.035.
- (2) Oksdath-Mansilla, G.; Penenory, A. B.; Albu, M.; Barnes, I.; Wiesen, P.; Teruel, M. A. CH₃CH₂SCH₃ + OH radicals: temperature-dependent rate coefficient and product identification under atmospheric pressure of air. *J. Phys. Org. Chem.* **2010**, *23*, 925-930, doi:10.1002/poc.1714.
- (3) Oksdath-Mansilla, G.; Penenory, A. B.; Barnes, I.; Wiesen, P.; Teruel, M. A. Photodegradation of (CH₃CH₂)₂S and CH₃CH₂SCH₃ initiated by OH radicals at atmospheric pressure. Product yields and mechanism in NO_x free air. *Atmos. Environ.* **2012**, *55*, 263-270, doi:10.1016/j.atmosenv.2012.02.086.
- (4) Wang, K.; Ge, M. F.; Wang, W. G. Temperature dependent kinetics of the gas-phase reaction of OH radicals with EMS. *Chin. Sci. Bull.* **2011**, *56*, 391-396, doi:10.1007/s11434-010-4313-y.
- (5) Williams, M. B.; Campuzano-Jost, P.; Pounds, A. J.; Hynes, A. J. Experimental and theoretical studies of the reaction of the OH radical with alkyl sulfides: 2. Kinetics and mechanism of the OH initiated oxidation of methylethyl and diethyl sulfides; observations of a two channel oxidation mechanism. *Phys. Chem. Chem. Phys.* **2007**, *9*, 4370-4382, doi:10.1039/b703957n.

I29. CH₃S(OH)C₂H₅ + O₂. The recommendation is based on the results of Williams et al.,¹ who extracted rate constants from measurements of k_{obs} for the OH + CH₃SC₂H₅ reaction as a function of O₂ partial pressure (k_{obs} ≡ the sum of the rate constants for H-abstraction and irreversible addition). The derived rate constants were found to be independent of temperature (242–296 K) and pressure (200–600 Torr N₂ + O₂).

(New Entry) [Back to Table](#)

- (1) Williams, M. B.; Campuzano-Jost, P.; Pounds, A. J.; Hynes, A. J. Experimental and theoretical studies of the reaction of the OH radical with alkyl sulfides: 2. Kinetics and mechanism of the OH initiated oxidation of methylethyl and diethyl sulfides; observations of a two channel oxidation mechanism. *Phys. Chem. Chem. Phys.* **2007**, *9*, 4370-4382, doi:10.1039/b703957n.

- I30. OH + S.** This recommendation is based on the study by Jourdain et al.¹ Their measured value for $k(298\text{ K})$ compares favorably with the recommended value of $k(\text{O} + \text{OH})$ when one considers the slightly greater exothermicity of the present reaction.
(Table: 82-57, Note: 82-57, Evaluated: 82-57) [Back to Table](#)
- Jourdain, J. L.; Le Bras, G.; Combourieu, J. Kinetic study of some elementary reactions of sulfur compounds including reactions of S and SO with OH radicals. *Int. J. Chem. Kinet.* **1979**, *11*, 569-577.
- I31. OH + SO.** The value recommended for $k(298\text{ K})$ is an average of the determinations by Fair and Thrush,² Jourdain et al.,³ and Blitz et al.¹ The result reported by Fair and Thrush was corrected using the present recommendation for the $\text{O} + \text{OH}$ reaction. The recommended value for E/R is taken from the temperature dependent data of Blitz et al. over the range 295–453 K. Higher temperature data of Blitz et al. are not used because significant curvature in the Arrhenius plot is observed at $T > 500\text{ K}$. The recommended value for g is conservative because only one temperature dependence study has been reported.
(Table: 06-2, Note: 06-2, Evaluated: 06-2) [Back to Table](#)
- Blitz, M. A.; McKee, K. W.; Pilling, M. J. Temperature dependence of the reaction of OH and SO. *Proc. Combust. Inst.* **2000**, *28*, 2491-2497.
 - Fair, R. W.; Thrush, B. A. Reaction of hydrogen atoms with hydrogen sulphide in the presence of molecular oxygen. *Trans. Faraday Soc.* **1969**, *65*, 1557-1570.
 - Jourdain, J. L.; Le Bras, G.; Combourieu, J. Kinetic study of some elementary reactions of sulfur compounds including reactions of S and SO with OH radicals. *Int. J. Chem. Kinet.* **1979**, *11*, 569-577.
- I32. OH + SO₂F₂.** The recommended upper limit is based on the relative rate experiments of Papadimitriou et al.² Less sensitive upper limits are reported by Dillon et al.¹ and Sulbaek-Andersen et al.³
(Table: 10-6, Note: 10-6, Evaluated: 10-6) [Back to Table](#)
- Dillon, T. J.; Horowitz, A.; Crowley, J. N. The atmospheric chemistry of sulphuryl fluoride, SO₂F₂. *Atmos. Chem. Phys.* **2008**, *8*, 1547-1557.
 - Papadimitriou, V. C.; Portmann, R. W.; Fahey, D. W.; Muhle, J.; Weiss, R. F.; Burkholder, J. B. Experimental and theoretical study of the atmospheric chemistry and global warming potential of SO₂F₂. *J. Phys. Chem. A* **2008**, *112*, 12657-12666, doi:10.1021/jp806368u.
 - Sulbaek-Andersen, M. P.; Blake, D. R.; Rowland, F. S.; Hurley, M. D.; Wallington, T. J. Atmospheric chemistry of sulfonyl fluoride: Reaction with OH radicals, Cl Atoms and O₃, atmospheric lifetime, IR spectrum, and global warming potential. *Environ. Sci. Technol.* **2009**, *43*, 1067-1070, doi:10.1021/es802439f.
- I33. HO₂ + H₂S, HO₂ + CH₃SH, HO₂ + CH₃SCH₃.** These upper limits are taken from the discharge flow laser magnetic resonance study of Mellouki and Ravishankara.³ The H₂S value disagrees with the rate constant reported by Bulatov et al.² by approximately three orders of magnitude. The reason for this difference is not readily apparent. However, the recommended upper limit is consistent with the values for CH₃SH and CH₃SCH₃, which respectively agree with upper limits from the work of Barnes et al.¹ and Niki (reported as a private communication in the Mellouki and Ravishankara paper).
(Table: 94-26, Note: 94-26, Evaluated: 94-26) [Back to Table](#)
- Barnes, I.; Bastian, V.; Becker, K. H.; Fink, E. H.; Nelsen, W. Oxidation of sulphur compounds in the atmosphere: I. Rate constants of OH radical reactions with sulphur dioxide, hydrogen sulphide, aliphatic thiols and thiophenol. *J. Atmos. Chem.* **1986**, *4*, 445-466.
 - Bulatov, V. P.; Vereschchuk, S. I.; Dzegilenko, F. N.; Sarkisov, O. M.; Khabarov, V. N. Photooxidative conversion of H₂S in the presence of O₂ and NO₂. *Khim. Fiz.* **1990**, *9*, 1214-1223.
 - Mellouki, A.; Ravishankara, A. R. Does the HO₂ radical react with H₂S, CH₃SH, and CH₃SCH₃? *Int. J. Chem. Kinet.* **1994**, *26*, 355-365.
- I34. HO₂ + SO₂.** This upper limit is based on the atmospheric pressure study of Graham et al.² A low pressure laser magnetic resonance study by Burrows et al.¹ places a somewhat higher upper limit on $k(298\text{ K})$ of $4 \times 10^{-17}\text{ cm}^3\text{ molecule}^{-1}\text{ s}^{-1}$ (determined relative to $\text{OH} + \text{H}_2\text{O}_2$). Their limit is based on the assumption that the products are OH and SO₃. The weight of evidence from both studies suggests an error in the earlier determination by Payne et al.³
(Table: 82-57, Note: 82-57, Evaluated: 82-57) [Back to Table](#)

- (1) Burrows, J. P.; Cliff, D. I.; Harris, G. W.; Thrush, B. A.; Wilkinson, J. P. T. Atmospheric reactions of the HO₂ radical studied by laser magnetic-resonance spectroscopy. *Proc. Roy. Soc. Lond. A.* **1979**, *368*, 463-481.
 - (2) Graham, R. A.; Winer, A. M.; Atkinson, R.; Pitts, J. N., Jr. Rate constants for the reaction of HO₂ with HO₂, SO₂, CO, N₂O, *trans*-2-butene, and 2,3-dimethyl-2-butene at 300 K. *J. Phys. Chem.* **1979**, *83*, 1563-1567, doi:10.1021/j100475a002.
 - (3) Payne, W. A.; Stief, L. J.; Davis, D. D. A kinetics study of the reaction of HO₂ with NO₂ and NO. *J. Am. Chem. Soc.* **1973**, *95*, 7614-7619, doi:10.1021/ja00804a013.
- I35. NO₂ + SO₂.** This recommendation is based on the study of Penzhorn and Canosa² using second derivative UV spectroscopy. While these authors actually report a measured value for k(298 K), their observations of strong heterogeneous and water vapor catalyzed effects prompt us to accept their measurement as an upper limit. This value is approximately two orders of magnitude lower than that for a dark reaction observed by Jaffe and Klein,¹ much of which may have been due to heterogeneous processes. Penzhorn and Canosa suggest that the products of this reaction are NO + SO₃.
(Table: 85-37, Note: 85-37, Evaluated: 85-37) [Back to Table](#)
- (1) Jaffe, S.; Klein, F. S. Photolysis of NO₂ in the presence of SO₂ at 3660Å. *Trans. Faraday Soc.* **1966**, *62*, 2150-2157.
 - (2) Penzhorn, R. D.; Canosa, C. E. 2nd derivative UV spectroscopy study of the thermal and photochemical reaction of NO₂ with SO₂ and SO₃. *Ber. Bunsenges. Phys. Chem.* **1983**, *87*, 648-654.
- I36. NO₃ + H₂S.** This recommendation accepts the upper limit set by Dlugokencky and Howard² based on experiments in which NO₃ loss was followed in the presence of large concentrations of H₂S. Less sensitive upper limits for the rate constant have been reported by Wallington et al.³ and Cantrell et al.¹
(Table: 90-1, Note: 90-1, Evaluated: 90-1) [Back to Table](#)
- (1) Cantrell, C. A.; Davidson, J. A.; Shetter, R. E.; Anderson, B. A.; Calvert, J. G. The temperature invariance of the NO₃ absorption cross section in the 662-nm region. *J. Phys. Chem.* **1987**, *91*, 5858-5863, doi:10.1021/j100307a009.
 - (2) Dlugokencky, E. J.; Howard, C. J. Laboratory studies of NO₃ radical reactions with some atmospheric sulfur compounds. *J. Phys. Chem.* **1988**, *92*, 1188-1193, doi:10.1021/j100316a036.
 - (3) Wallington, T. J.; Atkinson, R.; Winer, A. M.; Pitts, J. N., Jr. Absolute rate constants for the gas-phase reactions of the NO₃ radical with CH₃SH, CH₃SCH₃, CH₃SSCH₃, H₂S, SO₂, and CH₃OCH₃ over the temperature range 280-350 K. *J. Phys. Chem.* **1986**, *90*, 5393-5396, doi:10.1021/j100412a099.
- I37. NO₃ + OCS.** This upper limit is based on the relative rate data of MacLeod et al.¹
(Table: 90-1, Note: 90-1, Evaluated: 90-1) [Back to Table](#)
- (1) MacLeod, H.; Aschmann, S. M.; Atkinson, R.; Tuazon, E. C.; Sweetman, J. A.; Winer, A. M.; Pitts, J. N., Jr. Kinetics and mechanisms of the gas phase reactions of the NO₃ radical with a series of reduced sulfur compounds. *J. Geophys. Res.* **1986**, *91*, 5338-5346.
- I38. NO₃ + CS₂.** This upper limit is based on the study of Burrows et al.¹ A somewhat higher upper limit was derived in the relative rate study of MacLeod et al.²
(Table: 90-1, Note: 90-1, Evaluated: 90-1) [Back to Table](#)
- (1) Burrows, J. P.; Tyndall, G. S.; Moortgat, G. K. Absorption spectrum of NO₃ and kinetics of the reactions of NO₃ with NO₂, Cl, and several stable atmospheric species at 298 K. *J. Phys. Chem.* **1985**, *89*, 4848-4856.
 - (2) MacLeod, H.; Aschmann, S. M.; Atkinson, R.; Tuazon, E. C.; Sweetman, J. A.; Winer, A. M.; Pitts, J. N., Jr. Kinetics and mechanisms of the gas phase reactions of the NO₃ radical with a series of reduced sulfur compounds. *J. Geophys. Res.* **1986**, *91*, 5338-5346.
- I39. NO₃ + CH₃SH.** The recommended values are derived from a composite fit to the data of Wallington et al.,⁵ Rahman et al.,⁴ and Dlugokencky and Howard.¹ The room temperature rate constant derived in the relative rate experiments of MacLeod et al.³ is in good agreement with the recommended value. The suite of investigations shows the rate constant to be pressure independent over the range 1–700 Torr. Dlugokencky and Howard place an upper limit of 5% on the production of NO₂ via this reaction at low pressure. Based on the product distribution observed in their investigation, Jensen et al.² propose a reaction mechanism initiated

by abstraction of the hydrogen atom from the SH group, possibly after formation of an initial adduct as suggested by Wallington et al. and Dlugokencky and Howard.

(Table: 15-10, Note: 94-26, Evaluated: 90-1) [Back to Table](#)

- (1) Dlugokencky, E. J.; Howard, C. J. Laboratory studies of NO₃ radical reactions with some atmospheric sulfur compounds. *J. Phys. Chem.* **1988**, *92*, 1188-1193, doi:10.1021/j100316a036.
- (2) Jensen, N. R.; Hjorth, J.; Lohse, C.; Skov, H.; Restelli, G. Products and mechanisms of the gas phase reactions of NO₃ with CH₃SCH₃, CD₃SCD₃, CH₃SH and CH₃SSCH₃. *J. Atmos. Chem.* **1992**, *14*, 95-108.
- (3) MacLeod, H.; Aschmann, S. M.; Atkinson, R.; Tuazon, E. C.; Sweetman, J. A.; Winer, A. M.; Pitts, J. N., Jr. Kinetics and mechanisms of the gas phase reactions of the NO₃ radical with a series of reduced sulfur compounds. *J. Geophys. Res.* **1986**, *91*, 5338-5346.
- (4) Rahman, M. M.; Becker, E.; Benter, T.; Schindler, R. N. A gas phase kinetic investigation of the system F + HNO₃ and the determination of absolute rate constants for the reaction of the NO₃ radical with CH₃SH, 2-methylpropene, 1,3-butadiene and 2,3-dimethyl-2-butene. *Ber. Bunsenges. Phys. Chem.* **1988**, *92*, 91-100.
- (5) Wallington, T. J.; Atkinson, R.; Winer, A. M.; Pitts, J. N., Jr. Absolute rate constants for the gas-phase reactions of the NO₃ radical with CH₃SH, CH₃SCH₃, CH₃SSCH₃, H₂S, SO₂, and CH₃OCH₃ over the temperature range 280-350 K. *J. Phys. Chem.* **1986**, *90*, 5393-5396, doi:10.1021/j100412a099.

I40. NO₃ + CH₃SCH₃. The recommended value for k(298 K) is obtained by averaging the rate constants reported by Tyndall et al.,¹¹ Dlugokencky and Howard,⁴ and Daykin and Wine.³ The recommended value of E/R is that reported by Dlugokencky and Howard. Tyndall et al. and Nakano et al.⁹ report data over rather narrow temperature ranges that are consistent with the Dlugokencky and Howard result. The relative rate study of Atkinson et al.¹ yields a rate constant at room temperature that is about a factor two lower than the recommended value. Wallington et al.^{12,13} also report rate constants that are somewhat lower than the recommended values; their results are suspect because their reaction mixtures contained F₂ in ten-fold excess over CH₃SCH₃, and it is now well-established that F₂ and CH₃SCH₃ react with each other rapidly.^{7,8,10} The results of Nakano et al. are suspect because of the likely presence of background NO₃ associated with the use of N₂O₅ + hv as the NO₃ source. The experimental data from all investigations demonstrate the pressure independence of the rate constant over the range 1–740 Torr. Jensen et al.⁵ propose a mechanism that involves hydrogen abstraction as the first step to explain their observed product distribution. In a later study, Jensen et al.⁶ measured a kinetic isotope effect for the rate constant for CH₃SCH₃ vs. that for CD₃SCD₃ of k_H/k_D = (3.8 ± 0.6), in agreement with the kinetic isotope effect reported by Daykin and Wine; this provides further confirmation of the H-abstraction mechanism. Butkovskaya and Le Bras² utilized chemical titration of the primary radical produced from NO₃ + CH₃SCH₃ in a discharge flow mass spectrometry system to show that the reaction produces predominantly CH₃SCH₂ + HNO₃. An upper limit of 2% was placed on the reaction channel yielding CH₃ + CH₃SONO₂.

(Table: 10-6, Note: 10-6, Evaluated: 10-6) [Back to Table](#)

- (1) Atkinson, R.; Pitts, J. N., Jr.; Aschmann, S. M. Tropospheric reactions of dimethyl sulfide with NO₃ and OH radicals. *J. Phys. Chem.* **1984**, *88*, 1584-1587.
- (2) Butkovskaya, N. I.; Le Bras, G. Mechanism of the NO₃ + DMS reaction by discharge flow mass spectrometry. *J. Phys. Chem.* **1994**, *98*, 2582-2591, doi:10.1021/j100061a014.
- (3) Daykin, E. P.; Wine, P. H. A study of the reactions of NO₃ radicals with organic sulfides: Reactivity trend at 298 K. *Int. J. Chem. Kinet.* **1990**, *22*, 1083-1094.
- (4) Dlugokencky, E. J.; Howard, C. J. Laboratory studies of NO₃ radical reactions with some atmospheric sulfur compounds. *J. Phys. Chem.* **1988**, *92*, 1188-1193, doi:10.1021/j100316a036.
- (5) Jensen, N. R.; Hjorth, J.; Lohse, C.; Skov, H.; Restelli, G. Products and mechanism of the reaction between NO₃ and dimethylsulphide in air. *Atmos. Environ.* **1991**, *24A*, 1897-1904.
- (6) Jensen, N. R.; Hjorth, J.; Lohse, C.; Skov, H.; Restelli, G. Products and mechanisms of the gas phase reactions of NO₃ with CH₃SCH₃, CD₃SCD₃, CH₃SH and CH₃SSCH₃. *J. Atmos. Chem.* **1992**, *14*, 95-108.
- (7) Lu, Y.-J.; Lee, L.; Pan, J.-W.; Witek, H. A.; Lin, J. J. Dynamics of the F₂ + CH₃SCH₃ reaction: A molecule-molecule reaction without entrance barrier. *J. Chem. Phys.* **2007**, *127*, 101101, doi:10.1063/1.2780145.
- (8) Lu, Y.-J.; Lee, L.; Pan, J.-W.; Xie, T.; Witek, H. A.; Lin, J. J. Barrierless reactions between two closed-shell molecules. I. Dynamics of F₂ + CH₃SCH₃ reaction. *J. Chem. Phys.* **2008**, *128*, 104317, doi:10.1063/1.2837801.
- (9) Nakano, Y.; Ishiwata, T.; Aloisio, S.; Kawasaki, M. Temperature and pressure dependence of the rate constants of the reaction of NO₃ radical with CH₃SCH₃. *J. Phys. Chem. A* **2006**, *110*, 7401-7405, doi:10.1021/jp0612230.

- (10) Turnipseed, A. A.; Birks, J. W. Kinetics of the reaction of molecular fluorine with dimethyl sulfide. *J. Phys. Chem.* **1991**, *95*, 6569-6574.
- (11) Tyndall, G. S.; Burrows, J. P.; Schneider, W.; Moortgat, G. K. Rate coefficient for the reaction between NO₃ radicals and dimethyl sulphide. *Chem. Phys. Lett.* **1986**, *130*, 463-466.
- (12) Wallington, T. J.; Atkinson, R.; Winer, A. M.; Pitts, J. N., Jr. Absolute rate constants for the gas-phase reactions of the NO₃ radical with CH₃SH, CH₃SCH₃, CH₃SSCH₃, H₂S, SO₂, and CH₃OCH₃ over the temperature range 280-350 K. *J. Phys. Chem.* **1986**, *90*, 5393-5396, doi:10.1021/j100412a099.
- (13) Wallington, T. J.; Atkinson, R.; Winer, A. M.; Pitts Jr., J. N. Absolute rate constants for the gas-phase reactions of the NO₃ radical with CH₃SCH₃, NO₂, CO, and a series of alkanes at 298 ± 2 K. *J. Phys. Chem.* **1986**, *90*, 4640-4644, doi:10.1021/j100410a034.

I41. NO₃ + CH₃SSCH₃. The recommendation is based on the temperature dependent studies of Wallington et al.⁵ and Dlugokencky and Howard.² All data points in each temperature dependent study were scaled by a factor equal to the ratio $k(298\text{ K})_{\text{Arr}}/k(298\text{ K})_{\text{ave}}$ where $k(298\text{ K})_{\text{Arr}}$ is the 298 K rate constant obtained from Arrhenius expression describing the individual T-dependent data set and $k(298\text{ K})_{\text{ave}}$ is the average of the two $k(298\text{ K})_{\text{Arr}}$ values. The best fit of the scaled data to $\ln k = \ln A - E/RT$ is recommended. The investigation by Atkinson et al.¹ indicates that the relative rate technique cannot be considered as yielding reliable rate data for this reaction due to chemical complexities. Thus, the much lower room temperature results from the study of MacLeod et al.⁴ can be considered to be erroneous. Based on their observations of intermediate and end products, Jensen et al.³ proposed a reaction mechanism in which the initial addition of NO₃ to one of the sulfur atoms results in formation of CH₃S + CH₃SO + NO₂.

(Table: 15-10, Note: 15-10, Evaluated: 15-10) [Back to Table](#)

- (1) Atkinson, R.; Aschmann, S. M.; Pitts, J. N., Jr. Kinetics of the reaction of NO₃ radicals with CH₃SSCH₃. *J. Geophys. Res.* **1988**, *93*, 7125-7126.
- (2) Dlugokencky, E. J.; Howard, C. J. Laboratory studies of NO₃ radical reactions with some atmospheric sulfur compounds. *J. Phys. Chem.* **1988**, *92*, 1188-1193, doi:10.1021/j100316a036.
- (3) Jensen, N. R.; Hjorth, J.; Lohse, C.; Skov, H.; Restelli, G. Products and mechanisms of the gas phase reactions of NO₃ with CH₃SCH₃, CD₃SCD₃, CH₃SH and CH₃SSCH₃. *J. Atmos. Chem.* **1992**, *14*, 95-108.
- (4) MacLeod, H.; Aschmann, S. M.; Atkinson, R.; Tuazon, E. C.; Sweetman, J. A.; Winer, A. M.; Pitts, J. N., Jr. Kinetics and mechanisms of the gas phase reactions of the NO₃ radical with a series of reduced sulfur compounds. *J. Geophys. Res.* **1986**, *91*, 5338-5346.
- (5) Wallington, T. J.; Atkinson, R.; Winer, A. M.; Pitts, J. N., Jr. Absolute rate constants for the gas-phase reactions of the NO₃ radical with CH₃SH, CH₃SCH₃, CH₃SSCH₃, H₂S, SO₂, and CH₃OCH₃ over the temperature range 280-350 K. *J. Phys. Chem.* **1986**, *90*, 5393-5396, doi:10.1021/j100412a099.

I42. NO₃ + CH₃S(O)CH₃. The recommended value for $k(298\text{ K})$ is the geometric mean of the rate constants reported by Barnes et al.¹ and Falbe-Hansen et al.² from similar competitive kinetics studies; the reported rate constants and associated 2σ uncertainties in units of 10⁻¹³ cm³ molecule⁻¹ s⁻¹ are 1.7 ± 0.6 (Barnes et al.) and 5.0 ± 3.8 (Falbe-Hansen et al.). In both studies, the only observed sulfur-containing end-product was dimethylsulfoxide (CH₃(O)S(O)CH₃). Barnes et al. suggest that reaction proceeds via formation of an adduct that rapidly decomposes to NO₂ + CH₃(O)S(O)CH₃.

(Table: 06-2, Note: 06-2, Evaluated: 06-2) [Back to Table](#)

- (1) Barnes, I.; Bastian, V.; Becker, K. H.; Martin, D. In *Biogenic Sulfur in the Environment*; ACS Symp. Ser, 1989; Vol. 393; pp 476-488.
- (2) Falbe-Hansen, H.; Sorensen, S.; Jensen, N. R.; Pedersen, T.; Hjorth, J. Atmospheric gas-phase reactions of dimethylsulphoxide and dimethylsulphone with OH and NO₃ radicals, Cl atoms and ozone. *Atmos. Environ.* **2000**, *34*, 1543-1551.

I43. NO₃ + CH₃SC₂H₅. The recommendation is the geometric mean of rate constants for NO₃ reactions with CH₃SCH₃ (k_1) and C₂H₅SC₂H₅ (k_2) reported by Daykin and Wine,¹ while the recommended uncertainty is large enough to include both k_1 and k_2 within its limits. Observation of the trend in rate constants for reactions of NO₃ radicals with CH₃SCH₃, CD₃SCD₃, and C₂H₅SC₂H₅ suggests that H-transfer is the dominant pathway for these reactions.¹ Products of the NO₃ + CH₃SC₂H₅ reaction measured in an environmental chamber by Jensen et al.² using a combination of FTIR and ion chromatographic detection also supports H-transfer as the dominant pathway and suggests that yields of the H-transfer products CH₂SCH₂CH₃ and CH₃SCHCH₃ are approximately equal.

(New Entry) [Back to Table](#)

- (1) Daykin, E. P.; Wine, P. H. A study of the reactions of NO₃ radicals with organic sulfides: Reactivity trend at 298 K. *Int. J. Chem. Kinet.* **1990**, *22*, 1083-1094.
- (2) Jensen, N. R.; Hjorth, J.; Lohse, C.; Skov, H.; Restelli, G. Reactions of the nitrate radical with a series of reduced organic sulfur compounds in air. *Int. J. Chem. Kinet.* **1992**, *24*, 839-850, doi:10.1002/kin550241002.
- I44. NO₃ + SO₂.** This recommended upper limit for k(298 K) is based on the study by Daubendiek and Calvert.³ Considerably higher upper limits have been derived by Burrows et al.,¹ Wallington et al.,⁵ Canosa-Mas et al.,² and Dlugokencky and Howard.⁴
(Table: 87-41, Note: 90-1, Evaluated: 90-1) [Back to Table](#)
- (1) Burrows, J. P.; Tyndall, G. S.; Moortgat, G. K. Absorption spectrum of NO₃ and kinetics of the reactions of NO₃ with NO₂, Cl, and several stable atmospheric species at 298 K. *J. Phys. Chem.* **1985**, *89*, 4848-4856.
- (2) Canosa-Mas, C.; Smith, S. J.; Toby, S.; Wayne, R. P. Reactivity of the nitrate radical towards alkynes and some other molecules. *J. Chem. Soc. Faraday Trans. 2* **1988**, *84*, 247-262.
- (3) Daubendiek, R. L.; Calvert, J. G. Study of N₂O₅-SO₂-O₃ reaction system. *Environ. Lett.* **1975**, *8*, 103-116.
- (4) Dlugokencky, E. J.; Howard, C. J. Laboratory studies of NO₃ radical reactions with some atmospheric sulfur compounds. *J. Phys. Chem.* **1988**, *92*, 1188-1193, doi:10.1021/j100316a036.
- (5) Wallington, T. J.; Atkinson, R.; Winer, A. M.; Pitts, J. N., Jr. Absolute rate constants for the gas-phase reactions of the NO₃ radical with CH₃SH, CH₃SCH₃, CH₃SSCH₃, H₂S, SO₂, and CH₃OCH₃ over the temperature range 280-350 K. *J. Phys. Chem.* **1986**, *90*, 5393-5396, doi:10.1021/j100412a099.
- I45. N₂O₅ + CH₃SCH₃.** This recommendation is based on the value estimated by Tyndall and Ravishankara² from the study by Atkinson et al.¹
(Table: 92-20, Note: 92-20, Evaluated: 92-20) [Back to Table](#)
- (1) Atkinson, R.; Pitts, J. N., Jr.; Aschmann, S. M. Tropospheric reactions of dimethyl sulfide with NO₃ and OH radicals. *J. Phys. Chem.* **1984**, *88*, 1584-1587.
- (2) Tyndall, G. S.; Ravishankara, A. R. Atmospheric oxidation of reduced sulfur species. *Int. J. Chem. Kinet.* **1991**, *23*, 483-527.
- I46. CH₃O₂ + SO₂.** This recommendation accepts the results from the study of Sander and Watson.⁴ These authors conducted experiments using much lower CH₃O₂ concentrations than employed in the earlier investigations of Sanhueza et al.⁵ and Kan et al.,³ both of which resulted in k(298 K) values approximately 100 times greater. A later report by Kan et al.² postulates that these differences are due to the reactive removal of the CH₃O₂SO₂ adduct at high CH₃O₂ concentrations prior to its reversible decomposition into CH₃O₂ and SO₂. They suggest that such behavior of CH₃O₂SO₂ or its equilibrated adduct with O₂ (CH₃O₂SO₂O₂) would be expected in the studies yielding high k values, while decomposition of CH₃O₂SO₂ into reactants would dominate in the Sander and Watson experiments. It does not appear likely that such secondary reactions involving CH₃O₂, NO, or other radical species would be rapid enough, if they occur under normal atmospheric conditions to compete with the adduct decomposition. This interpretation, however, does not explain the high rate constant derived by Cocks et al.¹ under conditions of low [CH₃O₂].
(Table: 81-3, Note: 81-3, Evaluated: 81-3) [Back to Table](#)
- (1) Cocks, A. T.; Fernando, R. P.; Fletcher, I. S. The gas-phase reaction of the methylperoxy radical with sulphur dioxide. *Atmos. Environ.* **1986**, *20*, 2359-2366.
- (2) Kan, C. S.; Calvert, J. G.; Shaw, J. H. Oxidation of sulfur dioxide by methylperoxy radicals. *J. Phys. Chem.* **1981**, *85*, 1126-1132, doi:10.1021/j150609a011.
- (3) Kan, C. S.; McQuigg, R. D.; Whitbeck, M. R.; Calvert, J. G. Kinetic flash spectroscopic study of the CH₃O₂-CH₃O₂ and CH₃O₂-SO₂ reactions. *Int. J. Chem. Kinet.* **1979**, *11*, 921-933.
- (4) Sander, S. P.; Watson, R. T. A kinetics study of the reaction of SO₂ with CH₃O₂. *Chem. Phys. Lett.* **1981**, *77*, 473-475.
- (5) Sanhueza, E.; Simonaitis, R.; Heicklen, J. The reaction of CH₃O₂ with SO₂. *Int. J. Chem. Kinet.* **1979**, *11*, 907-914.
- I47. CH₂OO + SO₂.** The recommendation is the average of rate constants reported in the experimental studies of Chhantyal-Pun et al.,¹ Liu et al.,⁵ Sheps,⁶ Stone et al.,⁷ and Welz et al.,⁹ with equal weighting given to each of the five studies (independent of the number of rate constants reported in each study). In all five studies

CH₂OO was produced by laser flash photolysis of CH₂I₂/O₂, while kinetic information was obtained by (i) monitoring reactant CH₂OO using photoionization mass spectrometry,^{7,9} cavity ring down spectroscopy,¹ or broadband cavity-enhanced spectrometry,⁶ (ii) product H₂CO using laser induced fluorescence (LIF),⁷ or (iii) OH, deduced to be a tracer for CH₂OO kinetics, using LIF.⁵ The available data suggest that the rate constant is independent of pressure over the range 1.5–450 Torr N₂ + O₂, and the average rate constants reported in the five studies all fall within the range (3.4 – 4.1) × 10⁻¹¹ cm³ molecule⁻¹ s⁻¹. A theoretical kinetic analysis predicts a rate constant in qualitative agreement with the experimental value.⁴ An early mechanistic study by Hatakeyama et al.² suggested that, under the laboratory conditions employed, an initially formed CH₂OO–SO₂ adduct either decomposes to HCOOH + SO₂ or reacts with a second SO₂, leading to production of H₂CO + SO₃. A theoretical study by Jiang et al.³ suggests that reaction proceeds via formation of a cyclic adduct that is bound by 117 kJ mol⁻¹ and dissociates over barriers that are lower in energy than reactants to produce H₂CO + SO₃ and HCOOH + SO₂; the barrier to formation of the more stable products (HCOOH + SO₂) is predicted to be larger than the barrier to formation of the less stable products (H₂CO + SO₃). Vereecken et al.⁸ have theoretically considered the role of singlet biradicals in the reaction mechanism and concluded that it is substantial; their master equation analysis suggests that, under atmospheric conditions, reaction is in the low pressure regime and the energized cyclic adduct fragments to 68% H₂CO + SO₃, 15% HC(=O)–OS(=O)OH (formyl sulfinic ester), and 17% SO + >C(O•)O• (singlet bisoxy diradical). (New Entry) [Back to Table](#)

- (1) Chhantyal-Pun, R.; Davey, A.; Shallcross, D. E.; Percival, C. J.; Orr-Ewing, A. J. A kinetic study of the CH₂OO Criegee intermediate self-reaction, reaction with SO₂ and unimolecular reaction using cavity ring-down spectroscopy. *Phys. Chem. Chem. Phys.* **2015**, *17*, 3617-3626, doi:10.1039/c4cp04198d.
- (2) Hatakeyama, S.; Kobayashi, H.; Lin, Z.-Y.; Takagi, H.; Akimoto, H. Mechanism for the reaction of CH₂OO with SO₂. *J. Phys. Chem.* **1986**, *90*, 4131-4135, doi:10.1021/j100408a059.
- (3) Jiang, L.; Xu, Y.-S.; Ding, A.-Z. Reaction of stabilized Criegee intermediates from ozonolysis of limonene with sulfur dioxide: Ab initio and DFT study. *J. Phys. Chem. A* **2010**, *114*, 12452-12461, doi:10.1021/jp107783z.
- (4) Kurten, T.; Lane, J. R.; Jorgensen, S.; Kjaergaard, H. G. A computational study of the oxidation of SO₂ to SO₃ by gas-phase organic oxidants. *J. Phys. Chem. A* **2011**, *115*, 8669-8681, doi:10.1021/jp203907d.
- (5) Liu, Y.; Bayes, K. D.; Sander, S. P. Measuring rate constants for reactions of the simplest Criegee intermediate (CH₂OO) by monitoring the OH radical. *J. Phys. Chem. A* **2014**, *118*, 741-747, doi:10.1021/jp407058b.
- (6) Sheps, L. Absolute ultraviolet absorption spectrum of a Criegee intermediate CH₂OO. *J. Phys. Chem. Lett.* **2013**, *4*, 4201-4205, doi:10.1021/jz402191w.
- (7) Stone, D.; Blitz, M.; Daubney, L.; Howes, N. U. M.; Seakins, P. Kinetics of CH₂OO reactions with SO₂, NO₂, NO, H₂O, and CH₃CHO as a function of pressure. *Phys. Chem. Chem. Phys.* **2014**, *16*, 1139-1149, doi:10.1039/c3cp54391a.
- (8) Vereecken, L.; Harder, H.; Novelli, A. The reaction of Criegee intermediates with NO, RO₂, and SO₂, and their fate in the atmosphere. *Phys. Chem. Chem. Phys.* **2012**, *14*, 14682-14695, doi:10.1039/c2cp42300f.
- (9) Welz, O.; Savee, J. D.; Osborn, D. L.; Vasu, S. S.; Percival, C. J.; Shallcross, D. E.; Taatjes, C. A. Direct kinetic measurements of Criegee intermediate (CH₂OO) formed by reaction of CH₂I with O₂. *Science* **2012**, *335*, 204-207, doi:10.1126/science.1213229.

I48. *anti*-CH₃CHOO + SO₂. Experimental measurements of k(298 K) have been reported by Taatjes et al.² and Sheps et al.² In both studies CH₃CHOO was produced by UV laser flash photolysis of CH₃CHI₂/O₂. Taatjes et al. monitored CH₃CHOO using time-resolved photoionization mass spectrometry; the *anti* and *syn* conformers could be differentiated in the detection scheme because they have different ionization potentials. Sheps et al. used time-resolved broadband (300-450 nm) cavity-enhanced spectrometry to monitor both conformers simultaneously; they determined spectra of the individual conformers based on their very different reactivities toward H₂O and SO₂. The rate constant reported by Sheps et al. is more than a factor of three faster than the one reported by Taatjes et al. The Sheps et al. rate constant is recommended because their approach appears to provide better sensitivity and selectivity for detection of the *anti* conformer in the presence of the less reactive *syn* conformer. The recommended uncertainty is somewhat larger than reported by Sheps et al. pending independent verification of their result. Theoretical analysis by Kuwata et al.¹ suggests that the *anti* conformer is 14 kJ mol⁻¹ higher in energy than the *syn* conformer. Theoretical analysis by Vereecken et al.³ suggests that (unlike CH₂OO–SO₂) nearly all energized CH₃CHCOO–SO₂ adduct is stabilized under atmospheric conditions. (New Entry) [Back to Table](#)

- (1) Kuwata, K. T.; Hermes, M. R.; Carlson, J.; Zogg, C. K. Computational studies of the isomerization and hydration reactions of acetaldehyde oxide and methyl vinyl carbonyl oxide *J. Phys. Chem. A* **2010**, *114*, 9192-9204, doi:10.1021/jp105358v.
- (2) Sheps, L.; Scully, A. M.; Au, K. UV absorption probing of the conformer-dependent reactivity of a Criegee intermediate CH₃CHOO. *Phys. Chem. Chem. Phys.* **2014**, *16*, 26701-26706, doi:10.1039/c4cp04408h.
- (3) Vereecken, L.; Harder, H.; Novelli, A. The reaction of Criegee intermediates with NO, RO₂, and SO₂, and their fate in the atmosphere. *Phys. Chem. Chem. Phys.* **2012**, *14*, 14682-14695, doi:10.1039/c2cp42300f.

I49. *syn*-CH₃CHOO + SO₂. Experimental measurements of *k*(298 K) have been reported by Taatjes et al.² and Sheps et al.² In both studies CH₃CHOO was produced by UV laser flash photolysis of CH₃CHI₂/O₂. Taatjes et al. monitored CH₃CHOO using time-resolved photoionization mass spectrometry; the *anti* and *syn* conformers could be differentiated in the detection scheme because they have different ionization potentials. Sheps et al. used time-resolved broadband (300-450 nm) cavity-enhanced spectrometry to monitor both conformers simultaneously; they determined spectra of the individual conformers based on their very different reactivities toward H₂O and SO₂. The rate constants reported by the two groups are in good agreement, and the average of the two reported rate constants is recommended. Theoretical analysis by Kuwata et al.¹ suggests that the *syn* conformer is 14 kJ mol⁻¹ lower in energy than the *anti* conformer. Theoretical analysis by Vereecken et al.³ suggests that (unlike CH₂OO-SO₂) nearly all energized CH₃CHCOO-SO₂ adduct is stabilized under atmospheric conditions.
(New Entry) [Back to Table](#)

- (1) Kuwata, K. T.; Hermes, M. R.; Carlson, J.; Zogg, C. K. Computational studies of the isomerization and hydration reactions of acetaldehyde oxide and methyl vinyl carbonyl oxide *J. Phys. Chem. A* **2010**, *114*, 9192-9204, doi:10.1021/jp105358v.
- (2) Sheps, L.; Scully, A. M.; Au, K. UV absorption probing of the conformer-dependent reactivity of a Criegee intermediate CH₃CHOO. *Phys. Chem. Chem. Phys.* **2014**, *16*, 26701-26706, doi:10.1039/c4cp04408h.
- (3) Vereecken, L.; Harder, H.; Novelli, A. The reaction of Criegee intermediates with NO, RO₂, and SO₂, and their fate in the atmosphere. *Phys. Chem. Chem. Phys.* **2012**, *14*, 14682-14695, doi:10.1039/c2cp42300f.

I50. F + CH₃SCH₃. This recommendation is based on the discharge flow mass spectrometric study by Butkovskaya et al.¹ The uncertainty placed on this recommendation has been increased over that estimated by the authors to reflect the lack of confirming investigations. Titration of the primary organic radical products indicated that the reaction proceeds via two channels to produce HF + CH₃SCH₂ and CH₃ + CH₃SF with a branching ratio of approximately 0.8/0.2 respectively.
(Table: 97-4, Note: 97-4, Evaluated: 97-4) [Back to Table](#)

- (1) Butkovskaya, N. I.; Poulet, G.; Le Bras, G. Discharge flow study of the reactions of chlorine and fluorine atoms with dimethyl sulfide. *J. Phys. Chem.* **1995**, *99*, 4536-4543.

I51. Cl + H₂S. This recommendation is based on the study by Nicovich et al.,⁹ who conducted an elaborate study with attention to sources of possible systematic error. The rate constant at 298 K is in good agreement with that determined by Nesbitt and Leone,⁸ who refined the data of Braithwaite and Leone,¹ but is significantly greater than the values reported by Clyne and Ono,⁴ Clyne et al.,³ Nava et al.,⁷ and Chen et al.² The small, but clearly observed, negative activation energy determined by Nicovich et al. contrasts with the lack of a temperature dependence observed by Nava et al. In fact, at the lowest temperature of overlap, the results from these two studies differ by 50%. Nevertheless, the Nicovich et al. study yields consistent results for both H₂S and CH₃SH as well as for D₂S and CD₃SD. In addition, Hossenlopp et al.⁵ report a room temperature rate constant for Cl + D₂S that is in excellent agreement with the value reported by Nicovich et al. While the reason for these differences remains to be determined, the full range of reported values is encompassed within the 2σ error limits recommended. Lu et al.⁶ also measured a temperature-independent rate constant but report a value at 298 K that is about 40% greater than that of Nicovich et al. However, the presence of 4000 Torr of CF₃Cl bath gas in the Lu et al. study may suggest a slight pressure dependence of the reaction, although Nicovich et al. observed no pressure dependence for pressures ranging up to 600 Torr N₂. A theoretical study by Wilson and Hirst¹⁰ suggests the dominance of an addition-elimination pathway with a small but significant fraction of reactive events occurring via a direct hydrogen abstraction mechanism.
(Table: 06-2, Note: 06-2, Evaluated: 06-2) [Back to Table](#)

- (1) Braithwaite, M.; Leone, S. R. Laser-initiated chemical reactions: $\text{Cl} + \text{H}_2\text{S} \rightarrow \text{HCl} + \text{HS}$: Rate constant, product energy distribution, and direct detection of a chain mechanism. *J. Chem. Phys.* **1978**, *69*, 839-845.
- (2) Chen, K. S.; Cheng, S. S.; Lee, Y. P. Reaction dynamics of $\text{Cl} + \text{H}_2\text{S}$: Rotational and vibrational distribution of HCl probed with time-resolved Fourier-transform spectroscopy. *J. Chem. Phys.* **2003**, *119*, 4229-4236, doi:10.1063/1.1592508.
- (3) Clyne, M. A. A.; MacRobert, A. J.; Murrells, T. P.; Stief, L. J. Kinetics of the reactions of atomic chlorine with H_2S , HS and OCS . *J. Chem. Soc. Faraday Trans. 2* **1984**, *80*, 877-886.
- (4) Clyne, M. A. A.; Ono, Y. Determination of the rate constant of reaction of ground-state Cl and H atoms with H_2S using resonance fluorescence in a discharge flow. *Chem. Phys. Lett.* **1983**, *94*, 597-602.
- (5) Hossenlopp, J. M.; Hershberger, J. F.; Flynn, G. W. Kinetics and product vibrational energy disposal dynamics in the reaction of chlorine atoms with D_2S . *J. Phys. Chem.* **1990**, *94*, 1346-1351, doi:10.1021/j100367a029.
- (6) Lu, E. C. C.; Iyer, R. S.; Rowland, F. S. Reaction rates for thermal chlorine atoms with H_2S from 232 to 359 K by a radiochemical technique. *J. Phys. Chem.* **1986**, *90*, 1988-1990, doi:10.1021/j100401a002.
- (7) Nava, D. F.; Brobst, W. D.; Stief, L. J. Temperature study of the rates of the reactions of atomic chlorine with H_2S and $\text{C}_2\text{H}_4\text{S}$. *J. Phys. Chem.* **1985**, *89*, 4703-4707, doi:10.1021/j100268a012.
- (8) Nesbitt, D. J.; Leone, S. R. Laser-initiated chemical chain reactions. *J. Chem. Phys.* **1980**, *72*, 1722-1732.
- (9) Nicovich, J. M.; Wang, S.; Wine, P. H. Kinetics of the reactions of atomic chlorine with H_2S , D_2S , CH_3SH , and CD_3SD . *Int. J. Chem. Kinet.* **1995**, *27*, 359-368.
- (10) Wilson, C.; Hirst, D. M. Ab initio study of the reaction of chlorine atoms with H_2S , CH_3SH , CH_3SCH_3 and CS_2 . *J. Chem. Soc. Faraday Trans.* **1997**, *93*, 2831-2837.

I52. $\text{Cl} + \text{SO}_2\text{F}_2 \rightarrow \text{products}$. The recommended upper limit is a factor of 3 higher than that reported in the relative rate experiments of Sulbaek-Andersen et al.² to account for a large uncertainty in the rate constant for the reference reaction they employed ($\text{Cl} + \text{CF}_3\text{CH}_3$). A less sensitive upper limit is reported by Papadimitriou et al.¹.

(Table: 10-6, Note: 10-6, Evaluated: 10-6) [Back to Table](#)

- (1) Papadimitriou, V. C.; Portmann, R. W.; Fahey, D. W.; Muhle, J.; Weiss, R. F.; Burkholder, J. B. Experimental and theoretical study of the atmospheric chemistry and global warming potential of SO_2F_2 . *J. Phys. Chem. A* **2008**, *112*, 12657-12666, doi:10.1021/jp806368u.
- (2) Sulbaek-Andersen, M. P.; Blake, D. R.; Rowland, F. S.; Hurley, M. D.; Wallington, T. J. Atmospheric chemistry of aulfuryl fluoride: Reaction with OH radicals, Cl Atoms and O_3 , atmospheric lifetime, IR spectrum, and global warming potential. *Environ. Sci. Technol.* **2009**, *43*, 1067-1070, doi:10.1021/es802439f.

I53. $\text{Cl} + \text{OCS}$. This upper limit is based on the minimum detectable decrease in atomic chlorine measured by Eibling and Kaufman.² Based on the observation of product SCl , these authors set a lower limit on $k(298 \text{ K})$ of $10^{-18} \text{ cm}^3 \text{ molecule}^{-1} \text{ s}^{-1}$ for the $\text{SCl} + \text{CO}$ reaction channel. Considerably higher upper limits on $k(298 \text{ K})$ were determined in the studies of Clyne et al.¹ and Nava et al.³

(Table: 83-62, Note: 87-41, Evaluated: 83-62) [Back to Table](#)

- (1) Clyne, M. A. A.; MacRobert, A. J.; Murrells, T. P.; Stief, L. J. Kinetics of the reactions of atomic chlorine with H_2S , HS and OCS . *J. Chem. Soc. Faraday Trans. 2* **1984**, *80*, 877-886.
- (2) Eibling, R. E.; Kaufman, M. Kinetics studies relevant to possible coupling between the stratospheric chlorine and sulfur cycles. *Atmos. Environ.* **1983**, *17*, 429-431.
- (3) Nava, D. F.; Brobst, W. D.; Stief, L. J. Temperature study of the rates of the reactions of atomic chlorine with H_2S and $\text{C}_2\text{H}_4\text{S}$. *J. Phys. Chem.* **1985**, *89*, 4703-4707, doi:10.1021/j100268a012.

I54. $\text{CS}_2\text{Cl} + \text{O}_2$. This recommendation is based on the study of Nicovich et al.² who employed a laser flash photolysis resonance fluorescence technique to observe the effect of added O_2 on the kinetics of the $\text{Cl} + \text{CS}_2 \leftrightarrow \text{CS}_2\text{Cl}$ equilibration reactions. Martin et al.¹ report competitive kinetics results which they interpret as suggesting a fast $\text{CS}_2\text{Cl} + \text{O}_2$ reaction, but Wallington et al.³ have suggested that secondary production of OH in the photochemical system employed by Martin et al. is responsible for the observed dependence of the CS_2 loss rate on $[\text{O}_2]$.

(Table: 06-2, Note: 06-2, Evaluated: 06-2) [Back to Table](#)

- (1) Martin, D.; Barnes, I.; Becker, K. H. Rate constant and products of the reaction $\text{Cl} + \text{CS}_2$ in air. *Chem. Phys. Lett.* **1987**, *140*, 195-199.

- (2) Nicovich, J. M.; Shackelford, C. J.; Wine, P. H. Kinetics and thermochemistry of reversible adduct formation in the reaction of Cl(²P₁) with CS₂. *J. Phys. Chem.* **1990**, *94*, 2896-2903.
- (3) Wallington, T. J.; Andino, J. M.; Potts, A. R.; Wine, P. H. A competitive kinetics study of the reaction of Cl with CS₂ in air at 298 K. *Chem. Phys. Lett.* **1991**, *176*, 103-108.

I55. Cl + CH₃SH. This recommendation is based on the results of Nicovich et al.,⁴ who used laser flash photolysis with resonance fluorescence detection to study the reactions of Cl with H₂S, D₂S, CH₃SH, and CD₃SD. The room temperature determination by Nesbitt and Leone² is in good agreement with the recommended value. The k(298 K) value from the study of Mellouki et al.¹ is nearly a factor of 2 lower. However, the low sensitivity of EPR detection of Cl atoms did not permit these latter authors to conduct a precise determination of k under pseudo first-order conditions, and a more complex analysis of experiments conducted under second-order conditions was required. Nesbitt and Leone³ report that 2 ± 1% of the reaction occurs via abstraction of an H atom from the CH₃ group. A theoretical study by Wang et al. supports abstraction of H from the SH group as the dominant reaction pathway at atmospheric temperatures, but predicts that abstraction of H from the CH₃ group becomes important at higher temperatures.⁵ A theoretical study by Wilson and Hirst⁶ predicts a Cl-S adduct bond strength (298 K) of 57 kJ mol⁻¹, but is unable to deduce the relative importance of addition-elimination vs. direct hydrogen abstraction pathways. (Table: 06-2, Note: 15-10, Evaluated: 06-2) [Back to Table](#)

- (1) Mellouki, A.; Laverdet, G.; Jourdain, L.; Poulet, G. Kinetics of the reactions Br + NO₂ + M and I + NO₂ + M. *Int. J. Chem. Kinet.* **1989**, *21*, 1161-1172.
- (2) Nesbitt, D. J.; Leone, S. R. Laser-initiated chemical chain reactions. *J. Chem. Phys.* **1980**, *72*, 1722-1732.
- (3) Nesbitt, D. J.; Leone, S. R. Laser initiated chain reactions: A generalized extension to complex chemical chain systems. *J. Chem. Phys.* **1981**, *75*, 4949-4959.
- (4) Nicovich, J. M.; Wang, S.; Wine, P. H. Kinetics of the reactions of atomic chlorine with H₂S, D₂S, CH₃SH, and CD₃SD. *Int. J. Chem. Kinet.* **1995**, *27*, 359-368.
- (5) Wang, Y.-X.; Duan, X.-M.; Wang, Q.; Wang, L.; Liu, J.-Y.; Sun, C.-C. Direct *ab initio* dynamics studies of the reaction of methanethiol with chlorine atoms. *J. Theor. Comp. Chem.* **2010**, *9*, 265-277, doi:10.1142/S0219633610005669.
- (6) Wilson, C.; Hirst, D. M. Ab initio study of the reaction of chlorine atoms with H₂S, CH₃SH, CH₃SCH₃ and CS₂. *J. Chem. Soc. Faraday Trans.* **1997**, *93*, 2831-2837.

I56. Cl + CH₃SCH₃. Stickel et al.⁹ have used laser flash photolysis resonance fluorescence to measure the rate constant between 240 and 421 K, over the pressure range 3–700 Torr. The rate constant is near the gas-kinetic collision limit but increases with increasing pressure from a low pressure limit of 1.8 × 10⁻¹⁰ to a value of 3.3 × 10⁻¹⁰ cm³ molecule⁻¹ s⁻¹ at 700 Torr. The yield of HCl at 297 K, measured by diode laser spectroscopy, decreased from near unity at low pressure to a value of approximately 0.5 at 203 Torr, suggesting that stabilization of a (CH₃)₂SCl adduct becomes competitive with hydrogen atom abstraction with increasing pressure. These investigators also observed a negative temperature dependence for the reaction at low pressure. Butkovskaya et al.² conducted a discharge flow mass spectrometry study at 298 K, in which they determined that the reaction proceeds to form HCl + CH₃SCH₂ almost exclusively at 1 Torr total pressure. The sum of all other possible channels was estimated at less than 3%. Zhao et al.¹³ used laser photolysis coupled with CH₃ detection by time-resolved tunable diode laser absorption spectroscopy to determine an upper limit yield of 0.02 for CH₃ elimination at 298 K and pressures in the range 10–30 Torr. Langer et al.⁶ coupled cw photolysis with gas chromatographic detection of products to show that the yield of CH₃Cl is (1.34 ± 0.07) × 10⁻³. Theoretical studies by Wilson and Hirst,¹² Resende and De Almeida,⁸ and Thompson et al.¹⁰ support the experimentally observed dominance of the H-abstraction pathway at low pressure. Diaz-de-Mera et al.³ have employed a discharge flow – mass spectrometry technique to measure rate constants at pressures of 0.5–1.0 Torr He over the temperature range 259–364 K. The 298 K rate constant reported by Diaz-de-Mera et al. is nearly a factor of 3 slower than the low-temperature limit value reported by Stickel et al. Furthermore, Diaz-de-Mera et al. report a small positive activation energy whereas Stickel et al. report a small negative activation energy. The present recommendation for the H-abstraction pathway is based on an extrapolated low pressure limit rate constant obtained from the data of Stickel et al., with the uncertainty adjusted to encompass the result of Diaz-de-Mera et al. The data of Stickel et al. suggest that a high pressure limit is reached at P ~150 Torr. Urbanski and Wine¹¹ have observed the UV-visible absorption spectrum of (CH₃)₂SCl in 155 Torr O₂ and used absorbance rise-time data to derive a rate constant that agrees well with those measured by Stickel et al. at pressures of 150–750 Torr N₂. Enami et al.⁴ have observed the kinetics of adduct formation using cavity ring down spectroscopy, and derived rate constants over the temperature and pressure ranges 278–318 K and 20–300 Torr N₂ that also agree well with those

reported by Stickel et al. Room temperature competitive kinetics measurements by Nielsen et al.⁷ at 740 Torr, Kinnison et al.⁵ at 760 Torr, and Arsene et al.¹ at 750 Torr agree quite well with the results of Stickel et al., Urbanski and Wine, and Enami et al. Kinnison et al. and Arsene et al. report that the rate constant at atmospheric pressure is ~20% faster in synthetic air than in N₂ bath gas, suggesting that the (CH₃)₂SCl adduct reacts with O₂; however, the results of Urbanski and Wine, and Enami et al. argue against the occurrence of such a reaction. Stickel et al. report that the high-pressure rate constant in N₂ is independent of temperature whereas Arsene et al. report large negative activation energies in both N₂ and synthetic air bath gases. The large negative activation energies reported by Arsene et al. seem unlikely to result from a two-channel elementary reaction (H-abstraction and addition); hence, the recommended E/R is that reported by Stickel et al.

(Table: 10-6, Note: 15-10, Evaluated: 10-6) [Back to Table](#)

- (1) Arsene, C.; Barnes, I.; Becker, K. H.; Benter, T. Gas-phase reaction of Cl with dimethyl sulfide: Temperature and oxygen partial pressure dependence of the rate coefficient. *Int. J. Chem. Kinet.* **2005**, *37*, 66-73, doi:10.1002/kin.20051.
- (2) Butkovskaya, N. I.; Poulet, G.; Le Bras, G. Discharge flow study of the reactions of chlorine and fluorine atoms with dimethyl sulfide. *J. Phys. Chem.* **1995**, *99*, 4536-4543.
- (3) Diaz-de-Mera, Y.; Aranda, A.; Rodriguez, D.; López, R.; Cabañas, B.; Martinez, E. Gas-phase reactions of chlorine atoms and ClO radicals with dimethyl sulfide. Rate coefficients and temperature dependences. *J. Phys. Chem. A* **2002**, *106*, 8627-8633, doi:10.1021/jp014570c.
- (4) Enami, S.; Nakano, Y.; Hashimoto, S.; Kawasaki, M.; Aloisio, S.; Francisco, J. S. Reactions of Cl atoms with dimethyl sulfide: A theoretical calculation and an experimental study with cavity ring-down spectroscopy. *J. Phys. Chem. A* **2004**, *108*, 7785-7789, doi:10.1021/jp049772y.
- (5) Kinnison, D. J.; Mengon, W.; Kerr, J. A. Rate coefficients for the room temperature reaction of Cl atoms with dimethyl sulfide and related alkyl sulfides. *J. Chem. Soc. Faraday Trans.* **1996**, *92*, 369-372.
- (6) Langer, S.; McGovney, B. T.; Finlayson-Pitts, B. J.; Moore, R. M. The dimethyl sulfide reaction with atomic chlorine and its implications for the budget of methyl chloride. *Geophys. Res. Lett.* **1996**, *23*, 1661-1664.
- (7) Nielsen, O. J.; Sidebottom, H. W.; Nelson, L.; Rattigan, O.; Treacy, J. J.; O'Farrell, D. J. Rate constants for the reactions of OH radicals and Cl atoms with diethyl sulfide, Di-n-propyl sulfide, and Di-n-butyl sulfide. *Int. J. Chem. Kinet.* **1990**, *22*, 603-612.
- (8) Resende, S. M.; Almeida, W. B. D. Theoretical study of the atmospheric reaction between dimethyl sulfide and chlorine atoms. *J. Phys. Chem. A* **1997**, *101*, 9738-9744.
- (9) Stickel, R. E.; Nicovich, J. M.; Wang, S.; Zhao, Z.; Wine, P. H. Kinetic and mechanistic study of the reaction of atomic chlorine with dimethyl sulfide. *J. Phys. Chem.* **1992**, *96*, 9875-9883, doi:10.1021/j100203a055.
- (10) Thompson, K. C.; Canosa-Mas, C. E.; Wayne, R. P. Kinetics and mechanism of the reaction between atomic chlorine and dimethyl selenide; comparison with the reaction between atomic chlorine and dimethyl sulfide. *Phys. Chem. Chem. Phys.* **2002**, *4*, 4133-4139, doi:10.1039/b204657a.
- (11) Urbanski, S. P.; Wine, P. H. Spectroscopic and kinetic study of the Cl-S(CH₃)₂ adduct. *J. Phys. Chem. A* **1999**, *103*, 10935-10944.
- (12) Wilson, C.; Hirst, D. M. Ab initio study of the reaction of chlorine atoms with H₂S, CH₃SH, CH₃SCH₃ and CS₂. *J. Chem. Soc. Faraday Trans.* **1997**, *93*, 2831-2837.
- (13) Zhao, Z.; Stickel, R. E.; Wine, P. H. Branching ratios for methyl elimination in the reactions of OD radicals and Cl atoms with CH₃SCH₃. *Chem. Phys. Lett.* **1996**, *251*, 59-66.

I57. (CH₃)₂SCl + O₂, NO, NO₂. The recommended values for k(298 K) are based on the study of Urbanski and Wine² which combined laser flash photolytic production of (CH₃)₂SCl with kinetic observations by time-resolved absorption spectroscopy. The recommended uncertainties for the NO and NO₂ reactions are larger than those reported by Urbanski and Wine pending independent confirmation of their results. As in the Urbanski and Wine study, Enami et al.¹ report no observable reaction between (CH₃)₂SCl and O₂.

(Table: 06-2, Note: 06-2, Evaluated: 06-2) [Back to Table](#)

- (1) Enami, S.; Nakano, Y.; Hashimoto, S.; Kawasaki, M.; Aloisio, S.; Francisco, J. S. Reactions of Cl atoms with dimethyl sulfide: A theoretical calculation and an experimental study with cavity ring-down spectroscopy. *J. Phys. Chem. A* **2004**, *108*, 7785-7789, doi:10.1021/jp049772y.
- (2) Urbanski, S. P.; Wine, P. H. Spectroscopic and kinetic study of the Cl-S(CH₃)₂ adduct. *J. Phys. Chem. A* **1999**, *103*, 10935-10944.

158. Cl + CH₃S(O)CH₃ → CH₃S(O)CH₂ + HCl. The recommended value of k(298 K) for H-abstraction is based on the analysis of Nicovich et al.,⁴ who fit the combined room temperature data of Nicovich et al., Martinez et al.,³ and Riffault et al.,⁵ which spanned an effective N₂ pressure range of 0.3-505 Torr, to the sum of a pressure-dependent component and a pressure-independent component and attributed the pressure-independent component to H-abstraction. The temperature dependence studies of Martinez et al. (273–335 K) and Nicovich et al. (438–571 K) suggest the possibility of curvature in the Arrhenius plot. The recommended E/R (= 0) is appropriate for the 200–300 K temperature regime but not for higher temperatures. Vandresen and Resende⁷ report a theoretical rate constant of $1.2 \times 10^{-10} \text{ cm}^3 \text{ molecule}^{-1} \text{ s}^{-1}$, i.e., a factor of seven faster than the value suggested by experimental results. A theoretical study by Mao et al. suggests that DMSO complexation with water affects the rate constant for the H-abstraction reaction.² It has been predicted theoretically by Asatryan and Bozzelli¹ and confirmed experimentally by Taatjes et al.⁶ that the peroxy radical formed via reaction of product •CH₂S(O)CH₃ with O₂ rapidly dissociates to produce the Criegee intermediate, CH₂OO.

(Table: 10-6, Note: 15-10, Evaluated: 10-6) [Back to Table](#)

- (1) Asatryan, R.; Bozzelli, J. W. Formation of a Criegee intermediate in the low-temperature oxidation of dimethyl sulfoxide. *Phys. Chem. Chem. Phys.* **2008**, *10*, 1769-1780, doi:10.1039/b716179d.
- (2) Mao, W.-X.; Long, Z.-W.; Long, B.; Wang, Y.-B.; Long, C.-Y.; Qin, S.-J. Theoretical study on the gas phase reaction of dimethyl sulfoxide with atomic chlorine in the presence of water. *Struct. Chem.* **2013**, *24*, 383-392, doi:10.1007/s11224-012-0086-z.
- (3) Martinez, E.; Aranda, A.; Diaz-de-Mera, Y.; Rodriguez, D.; Reyes Lopez, M.; Albaladejo, J. Atmospheric DMSO degradation in the gas phase: Cl-DMSO reaction. Temperature dependence and products. *Environ. Sci. Technol.* **2002**, *36*, 1226-1230, doi:10.1021/es010169s.
- (4) Nicovich, J. M.; Parthasarathy, S.; Pope, F. D.; Pegus, A. T.; McKee, M. L.; Wine, P. H. Kinetics, mechanism, and thermochemistry of the gas phase reaction of atomic chlorine with dimethyl sulfoxide. *J. Phys. Chem. A* **2006**, *110*, 6874-6885, doi:10.1021/jp0567467.
- (5) Riffault, V.; Bedjanian, Y.; Le Bras, G. Kinetic and mechanistic study of the X and XO (X = Cl, Br) reactions with dimethyl sulfoxide. *Phys. Chem. Chem. Phys.* **2003**, *5*, 2828-2835, doi:10.1039/b302675b.
- (6) Taatjes, C. A.; Meloni, G.; Selby, T. M.; Trevitt, A. J.; Osborn, D. L.; Percival, C. J.; Shallcross, D. E. Direct observation of the gas-phase Criegee intermediate (CH₂OO). *J. Am. Chem. Soc.* **2008**, *130*, 11883-11885, doi:10.1021/ja804165q.
- (7) Vandresen, S.; Resende, S. M. The atmospheric reaction between DMSO and the chlorine radical. *J. Phys. Chem. A* **2004**, *108*, 2284-2289, doi:10.1021/jp036906j.

159. CH₃(Cl)S(O)CH₃ + O₂, NO, NO₂. The recommendations are based on the study of Kleissas et al.¹ which combined laser flash photolytic production of CH₃(Cl)S(O)CH₃ with kinetic observations by time-resolved absorption spectroscopy. The recommended uncertainties for the NO and NO₂ reactions are larger than those reported by Kleissas et al. pending independent confirmation of their results.

(Table: 10-6, Note: 10-6, Evaluated: 10-6) [Back to Table](#)

- (1) Kleissas, K. M.; Nicovich, J. M.; Wine, P. H. Spectroscopy and kinetics of the gas phase addition complex of atomic chlorine with dimethyl sulfoxide. *J. Photochem. Photobiol. A: Chem.* **2007**, *187*, 1-9, doi:10.1016/j.jphotochem.2006.08.020.

160. Cl + CH₃SC₂H₅. The recommendation for k(298 K) is the average of rate constants reported in two relative rate studies that employed a total of five different reference compounds;^{1,2} all data were obtained at T = 298 K and P = 760 Torr air. Since both pressure independent H-abstraction pathways and a pressure dependent addition pathway are likely to be important, the recommended rate coefficient is only valid for P ~1 atm N₂ + O₂. The following product yields are reported in 760 Torr of NO_x-free air: 43% for HCl, 55% for SO₂, 58% for CH₃CHO, and 58% for H₂CO.³

(New Entry) [Back to Table](#)

- (1) Kinnison, D. J.; Mengon, W.; Kerr, J. A. Rate coefficients for the room temperature reaction of Cl atoms with dimethyl sulfide and related alkyl sulfides. *J. Chem. Soc. Faraday Trans.* **1996**, *92*, 369-372.
- (2) Oksdath-Mansilla, G.; Penenory, A. B.; Albu, M.; Barnes, I.; Wiesen, P.; Teruel, M. A. FTIR relative kinetic study of the reactions of CH₃CH₂SCH₂CH₃ and CH₃CH₂SCH₃ with OH radicals and Cl atoms at atmospheric pressure. *Chem. Phys. Lett.* **2009**, *477*, 22-27, doi:10.1016/j.cplett.2009.06.035.
- (3) Oksdath-Mansilla, G.; Penenory, A. B.; Albu, M.; Barnes, I.; Wiesen, P.; Teruel, M. A. Product distribution study of the Cl-atom initiated oxidation of ethyl methyl sulfide and diethyl sulfide. *Atmos. Environ.* **2014**, *85*, 41-47, doi:10.1016/j.atmosenv.2013.11.063.

I61. Cl₂ + CH₃SCH₃. Dyke et al.³ have employed a flow tube technique with reactant and product detection by photoelectron spectroscopy to obtain a rate constant of $(3.4 \pm 0.7) \times 10^{-14}$ cm³ molecule⁻¹ s⁻¹ at 294 K and 1.6–3.0 Torr helium bath gas (the reported uncertainty is 1σ, precision); this rate constant is consistent with an upper limit value of 8×10^{-14} cm³ molecule⁻¹ s⁻¹ at 298 K in 1 Torr helium reported by Butkovskaya et al.¹ Dyke et al.² have obtained the photoelectron spectrum of a reaction intermediate that they assign as (CH₃)₂S–Cl₂ (each Cl bound to S). A theoretical analysis suggests that the observed intermediate is stable by 26.3 kcal mol⁻¹ relative to reactants and dissociates over a 29.0 kcal mol⁻¹ barrier to the end products HCl + CH₃SCH₂Cl, both of which were observed by photoelectron spectroscopy.² Because it is not clear how Dyke et al. differentiated gas phase reaction of Cl₂ with CH₃SCH₃ from reaction on the flow tube walls in their investigation,³ the recommendation treats their result plus two standard deviations as an upper limit for the gas phase rate constant.

(Table: 10-6, Note: 10-6, Evaluated: 10-6) [Back to Table](#)

- (1) Butkovskaya, N. I.; Poulet, G.; Le Bras, G. Discharge flow study of the reactions of chlorine and fluorine atoms with dimethyl sulfide. *J. Phys. Chem.* **1995**, *99*, 4536-4543.
- (2) Dyke, J. M.; Ghosh, M. V.; Goubet, M.; Lee, E. P. F.; Levita, G.; Miqueu, K.; Shallcross, D. E. A study of the atmospherically relevant reaction between molecular chlorine and dimethylsulfide (DMS): Establishing the reaction intermediate and measurement of absolute photoionization cross-sections. *Chem. Phys.* **2006**, *324*, 85-95, doi:10.1016/j.chemphys.2005.11.045.
- (3) Dyke, J. M.; Ghosh, M. V.; Kinnison, D. J.; Levita, G.; Morris, A.; Shallcross, D. E. A kinetics and mechanistic study of the atmospherically relevant reaction between molecular chlorine and dimethyl sulfide (DMS). *Phys. Chem. Chem. Phys.* **2005**, *7*, 866-873, doi:10.1039/b415566a.

I62. ClO + OCS; ClO + SO₂. These recommendations are based on the discharge flow mass spectrometric data of Eibling and Kaufman.¹ The upper limit on k(298 K) for ClO + OCS was set from the minimum detectable decrease in ClO. No products were observed. The upper limit on k(298 K) for ClO + SO₂ is based on the authors' estimate of their SO₃ detection limit. The upper limit for this same reaction based on the minimum detectable decrease in ClO was not used due to the potential problem of ClO reformation from the Cl + O₃ source reaction.

(Table: 83-62, Note: 83-62, Evaluated: 83-62) [Back to Table](#)

- (1) Eibling, R. E.; Kaufman, M. Kinetics studies relevant to possible coupling between the stratospheric chlorine and sulfur cycles. *Atmos. Environ.* **1983**, *17*, 429-431.

I63. ClO + CH₃SCH₃. The 298 K recommendation is the average of the values reported in discharge flow mass spectrometry studies by Barnes et al.¹ and Diaz-de-Mera et al.² Barnes et al. prefer their more recent rate constant to one a factor of 4 higher than they determined using an earlier version of their apparatus. The recommendation for E/R is based on the temperature dependence observed by Diaz-de-Mera et al. over the range 259–335 K. The uncertainty factors reflect the fact that the two reported values for k(298 K) differ by more than a factor of two and that the activation energy is defined by data from a single study over a moderately narrow temperature range.

(Table: 06-2, Note: 06-2, Evaluated: 06-2) [Back to Table](#)

- (1) Barnes, I.; Bastian, V.; Becker, K. H.; Overath, R. D. Kinetic studies of the reactions of IO, BrO, and ClO with dimethylsulfide. *Int. J. Chem. Kinet.* **1991**, *23*, 579-591.
- (2) Diaz-de-Mera, Y.; Aranda, A.; Rodriguez, D.; López, R.; Cabañas, B.; Martinez, E. Gas-phase reactions of chlorine atoms and ClO radicals with dimethyl sulfide. Rate coefficients and temperature dependences. *J. Phys. Chem. A* **2002**, *106*, 8627-8633, doi:10.1021/jp014570c.

I64. ClO + CH₃S(O)CH₃. The recommendation is based on the results of a low-pressure discharge flow mass spectrometry study by Riffault et al.¹ These investigators were also able to establish an even lower upper limit of 2×10^{-15} cm³ molecule⁻¹ s⁻¹ for the channel that produces Cl atoms

(Table: 06-2, Note: 06-2, Evaluated: 06-2) [Back to Table](#)

- (1) Riffault, V.; Bedjanian, Y.; Le Bras, G. Kinetic and mechanistic study of the X and XO (X = Cl, Br) reactions with dimethyl sulfoxide. *Phys. Chem. Chem. Phys.* **2003**, *5*, 2828-2835, doi:10.1039/b302675b.

- I65. ClO + SO.** The value of $k(298\text{ K})$ is an average of the determinations by Clyne and MacRobert² and Brunning and Stief.¹ The temperature independence is taken from the latter study with the A-factor recalculated to fit the $k(298\text{ K})$ recommendation.
(Table: 87-41, Note: 87-41, Evaluated: 87-41) [Back to Table](#)
- (1) Brunning, J.; Stief, L. J. Kinetic studies of the reaction of the SO radical with NO₂ and ClO from 210 to 363 K. *J. Chem. Phys.* **1986**, *84*, 4371-4377.
 - (2) Clyne, M. A. A.; MacRobert, A. J. Kinetic studies of free radical reactions by mass spectrometry. II. The reactions of SO + ClO, SO + OCIO and SO + BrO. *Int. J. Chem. Kinet.* **1981**, *13*, 187-197.
- I66. Br + H₂S, Br + CH₃SH.** These recommendations are based on the study by Nicovich et al.¹ who measured both the forward and reverse reactions by time-resolved resonance fluorescence detection of Br atoms. The uncertainties placed on these recommendations have been increased over those estimated by the authors to reflect the absence of any confirming investigations.
(Table: 94-26, Note: 94-26, Evaluated: 94-26) [Back to Table](#)
- (1) Nicovich, J. M.; Kreutter, K. D.; van Dijk, C. A.; Wine, P. H. Temperature dependent kinetics studies of the reactions $\text{Br}(^2\text{P}_{3/2}) + \text{H}_2\text{S} \leftrightarrow \text{SH} + \text{HBr}$ and $\text{Br}(^2\text{P}_{3/2}) + \text{CH}_3\text{SH} \leftrightarrow \text{CH}_3\text{S} + \text{HBr}$. Heats of formation of SH and CH₃S radicals. *J. Phys. Chem.* **1992**, *96*, 2518-2528.
- I67. Br + CH₃SCH₃.** It is well-established based on studies by Wine et al.,⁶ Ingham et al.,² and Nakano et al.⁵ that, under atmospheric conditions, attack of Br on CH₃SCH₃ occurs predominantly by addition to the sulfur atom. Above 375 K, adduct decomposition is so rapid that the addition channel is effectively negligible. Jefferson et al.³ report high temperature experiments where the individual hydrogen transfer reactions $\text{Br} + \text{CH}_3\text{SCH}_3 \rightarrow \text{CH}_3\text{SCH}_2 + \text{HBr}$ (forward reaction) and $\text{CH}_3\text{SCH}_2 + \text{HBr} \rightarrow \text{Br} + \text{CH}_3\text{SCH}_3$ (reverse reaction) were isolated in a laser flash photolysis resonance fluorescence system, and their kinetics were separately studied over the temperature range 386–604 K. These investigators determined Arrhenius expressions for the forward and reverse reactions to be $9.0 \times 10^{-11} \exp(-2386/T)$ and $8.6 \times 10^{-13} \exp(+836/T) \text{ cm}^3 \text{ molecule}^{-1} \text{ s}^{-1}$, respectively. Analysis of the equilibrium data also permitted determination of the heat of formation of CH₃SCH₂ (see Appendix 1). Extrapolation of the Jefferson et al. Arrhenius expression to 298 K gives a rate constant for the non-adduct-forming part of the Br + CH₃SCH₃ reaction (presumably direct hydrogen abstraction) of $3.0 \times 10^{-14} \text{ cm}^3 \text{ molecule}^{-1} \text{ s}^{-1}$. This estimated rate constant agrees quite well with the value of $(4.9 \pm 2.0) \times 10^{-14} \text{ cm}^3 \text{ molecule}^{-1} \text{ s}^{-1}$ obtained in a competitive kinetics study at atmospheric pressure in air by Ballesteros et al.,¹ and is consistent with an upper limit of $1 \times 10^{-13} \text{ cm}^3 \text{ molecule}^{-1} \text{ s}^{-1}$ reported in a similar study by Maurer et al.⁴ Direct comparison of the Jefferson et al. and Ballesteros et al. kinetic data is warranted only if essentially all adduct formation is reversible in the Ballesteros et al. experiment, which is possible based on the apparent absence of an adduct + O₂ pathway,^{4,5} but is not yet well-established. The recommendation for the pressure-independent bimolecular reaction is based on extrapolation of the Arrhenius expression of Jefferson et al. to the atmospheric temperature regime. The large uncertainty reflects the need for a rather long extrapolation.
(Table: 06-2, Note: 06-2, Evaluated: 06-2) [Back to Table](#)
- (1) Ballesteros, B., N. R. Jensen, and J. Hjorth FT-IR study of the kinetics and products of the reactions of dimethylsulphide, dimethylsulphoxide and dimethylsulphone with Br and BrO. *J. Atmos. Chem.* **2002**, *43*, 135-150.
 - (2) Ingham, T.; Bauer, D.; Sander, R.; Crutzen, P. J.; Crowley, J. N. Kinetics and products of the reactions BrO + DMS and Br + DMS at 298 K. *J. Phys. Chem. A* **1999**, *103*, 7199-7209.
 - (3) Jefferson, A.; Nicovich, J. M.; Wine, P. H. Temperature-dependent kinetics studies of the reactions $\text{Br}(^2\text{P}_{3/2}) + \text{CH}_3\text{SCH}_3 \rightleftharpoons \text{CH}_3\text{SCH}_2 + \text{HBr}$. Heat of formation of the CH₃SCH₂ radical. *J. Phys. Chem.* **1994**, *98*, 7128-7135, doi:10.1021/j100080a006.
 - (4) Maurer, T., I. Barnes, and K. H. Becker FT-IR kinetic and product study of the Br-initiated oxidation of dimethyl sulfide. *Int. J. Chem. Kinet.* **1999**, *31*, 883-893.
 - (5) Nakano, Y., M. Goto, S. Hashimoto, M. Kawasaki, and T. J. Wallington Cavity ring-down spectroscopic study of the reactions of Br atoms and BrO radicals with dimethyl sulfide. *J. Phys. Chem. A* **2001**, *105*, 11045-11050, doi:10.1021/jp012326f.
 - (6) Wine, P. H.; Nicovich, J. M.; Stickel, R. E.; Zhao, Z.; Shackelford, C. J.; Kreutter, K. D.; Daykin, E. P.; Wang, S. In *The Tropospheric Chemistry of Ozone in the Polar Regions*; Springer-Verlag: Berlin, 1993; Vol. I7; pp 385-395.

I68. Br + CH₃S(O)CH₃. The recommendation is based on the results of a low-pressure discharge flow mass spectrometry study by Riffault et al.² These authors obtained an upper limit for the total rate constant of $1.5 \times 10^{-14} \text{ cm}^3 \text{ molecule}^{-1} \text{ s}^{-1}$, and also report channel-specific rate constants in units of $10^{-15} \text{ cm}^3 \text{ molecule}^{-1} \text{ s}^{-1}$ of 11 ± 3 for the H-abstraction channel and 1.2 ± 0.3 for the methyl elimination channel. A competitive kinetics study in 740 Torr air by Ballesteros et al.¹ reports a less sensitive upper limit rate constant of $6 \times 10^{-14} \text{ cm}^3 \text{ molecule}^{-1} \text{ s}^{-1}$.

(Table: 06-2, Note: 06-2, Evaluated: 06-2) [Back to Table](#)

- (1) Ballesteros, B., N. R. Jensen, and J. Hjorth FT-IR study of the kinetics and products of the reactions of dimethylsulphide, dimethylsulphoxide and dimethylsulphone with Br and BrO. *J. Atmos. Chem.* **2002**, *43*, 135-150.
- (2) Riffault, V.; Bedjanian, Y.; Le Bras, G. Kinetic and mechanistic study of the X and XO (X = Cl, Br) reactions with dimethyl sulfoxide. *Phys. Chem. Chem. Phys.* **2003**, *5*, 2828-2835, doi:10.1039/b302675b.

I69. BrO + CH₃SH. The recommendation is based on the low-pressure discharge flow mass spectrometry study of Aranda et al.¹ A significant negative activation energy of $-6.9 \pm 2.0 \text{ kJ/mol}$ was observed at P = 1.0 Torr He over the temperature range 259–333 K. At T = 298 K, reported rate coefficients in units of $10^{-14} \text{ cm}^3 \text{ molecule}^{-1} \text{ s}^{-1}$ increase with increasing helium pressure from 2.7 ± 0.5 at P = 0.5 Torr to 4.9 ± 0.4 at P = 3.0 Torr. HOBr was observed as a reaction product suggesting that an important reaction pathway is addition of BrO to CH₃SH followed by dissociation to HOBr + CH₃S in competition with dissociation to reactants. Until kinetic data are reported at higher pressures, no recommendation of appropriate rate constants for atmospheric modeling is made.

(Table: 10-6, Note: 10-6, Evaluated: 10-6) [Back to Table](#)

- (1) Aranda, A.; Diaz de Mera, Y.; Rodríguez, D.; Salgado, S.; Martinez, E. Kinetic and products of the BrO + CH₃SH reaction: Temperature and pressure dependence. *Chem. Phys. Lett.* **2002**, *357*, 471-476.

I70. BrO + CH₃SCH₃. This recommendation is an average of results obtained in the discharge flow studies of Barnes et al.² and Bedjanian et al.,³ and the flash photolysis studies of Ingham et al.⁴ and Nakano et al.⁵ The flash photolysis studies were carried out at pressures of 60–200 Torr and give rate constants that are almost a factor of two greater than those obtained in the discharge flow studies at P ~1 Torr. The error limits in the present evaluation are adjusted to include all available data. A new study to investigate the pressure dependence of the rate constant is needed. Both Bedjanian et al. and Ingham et al. have shown that DMSO (CH₃S(O)CH₃) is produced with near unit yield. Ballesteros et al.¹ report that the rate constants for BrO + CH₃SCH₃ and BrO + CD₃SCD₃ are identical, a result that is consistent with reaction proceeding via formation of a short-lived adduct that rapidly decomposes to Br + DMSO.

(Table: 06-2, Note: 06-2, Evaluated: 06-2) [Back to Table](#)

- (1) Ballesteros, B., N. R. Jensen, and J. Hjorth FT-IR study of the kinetics and products of the reactions of dimethylsulphide, dimethylsulphoxide and dimethylsulphone with Br and BrO. *J. Atmos. Chem.* **2002**, *43*, 135-150.
- (2) Barnes, I.; Bastian, V.; Becker, K. H.; Overath, R. D. Kinetic studies of the reactions of IO, BrO, and ClO with dimethylsulfide. *Int. J. Chem. Kinet.* **1991**, *23*, 579-591.
- (3) Bedjanian, Y.; Poulet, G.; Le Bras, G. Kinetic study of the reaction of BrO radicals with dimethylsulfide. *Int. J. Chem. Kinet.* **1996**, *28*, 383-389.
- (4) Ingham, T.; Bauer, D.; Sander, R.; Crutzen, P. J.; Crowley, J. N. Kinetics and products of the reactions BrO + DMS and Br + DMS at 298 K. *J. Phys. Chem. A* **1999**, *103*, 7199-7209.
- (5) Nakano, Y., M. Goto, S. Hashimoto, M. Kawasaki, and T. J. Wallington Cavity ring-down spectroscopic study of the reactions of Br atoms and BrO radicals with dimethyl sulfide. *J. Phys. Chem. A* **2001**, *105*, 11045-11050, doi:10.1021/jp012326f.

I71. BrO + CH₃SSCH₃. The recommendation is based on a competitive kinetics study in 740 Torr air by Ballesteros et al.¹ The large uncertainty factor results from the fact that the reported rate constant is measured relative to an assumed value of $3.2 \times 10^{-13} \text{ cm}^3 \text{ molecule}^{-1} \text{ s}^{-1}$ for the BrO + CH₃SCH₃ rate constant, which has an uncertain pressure dependence (see above), and from the fact that there is only a single study upon which to base a recommendation.

(Table: 06-2, Note: 06-2, Evaluated: 06-2) [Back to Table](#)

- (1) Ballesteros, B., N. R. Jensen, and J. Hjorth FT-IR study of the kinetics and products of the reactions of dimethylsulphide, dimethylsulphoxide and dimethylsulphone with Br and BrO. *J. Atmos. Chem.* **2002**, *43*, 135-150.
- I72. BrO + CH₃S(O)CH₃.** The recommendation is based on a competitive kinetics study in 740 Torr air by Ballesteros et al.¹ A low-pressure discharge flow mass spectrometry study by Riffault et al.,² gives an upper limit that is consistent with the recommendation. The large uncertainty factor results primarily from the fact that the reported rate constant is obtained from a series of competitive kinetics experiments that are referenced to an assumed value of $3.2 \times 10^{-13} \text{ cm}^3 \text{ molecule}^{-1} \text{ s}^{-1}$ for the BrO + CH₃SCH₃ rate constant, which has an uncertain pressure dependence (see above).
(Table: 06-2, Note: 06-2, Evaluated: 06-2) [Back to Table](#)
- (1) Ballesteros, B., N. R. Jensen, and J. Hjorth FT-IR study of the kinetics and products of the reactions of dimethylsulphide, dimethylsulphoxide and dimethylsulphone with Br and BrO. *J. Atmos. Chem.* **2002**, *43*, 135-150.
- (2) Riffault, V.; Bedjanian, Y.; Le Bras, G. Kinetic and mechanistic study of the X and XO (X = Cl, Br) reactions with dimethyl sulfoxide. *Phys. Chem. Chem. Phys.* **2003**, *5*, 2828-2835, doi:10.1039/b302675b.
- I73. BrO + SO.** This recommendation is based on the measurements of Brunning and Stief¹ performed under both excess BrO and excess SO conditions. The rate constant is supported by the lower limit assigned by Clyne and MacRobert² from measurements of SO₂ production.
(Table: 87-41, Note: 87-41, Evaluated: 87-41) [Back to Table](#)
- (1) Brunning, J.; Stief, L. J. Rate constant for the reaction SO + BrO → SO₂ + Br. *J. Chem. Phys.* **1986**, *85*, 2591-2594.
- (2) Clyne, M. A. A.; MacRobert, A. J. Kinetic studies of free radical reactions by mass spectrometry. II. The reactions of SO + ClO, SO + OClO and SO + BrO. *Int. J. Chem. Kinet.* **1981**, *13*, 187-197.
- I74. IO + CH₃SH.** The value of k(298 K) comes from the study by Maguin et al.¹ using discharge flow mass spectrometry. The investigators establish a branching ratio near unity for the production of HOI. The uncertainty factor reflects the absence of confirming investigations.
(Table: 94-26, Note: 94-26, Evaluated: 94-26) [Back to Table](#)
- (1) Maguin, F.; Mellouki, A.; Laverdet, G.; Poulet, G.; Le Bras, G. Kinetics of the reactions of the IO radical with dimethyl sulfide, methanethiol, ethylene, and propylene. *Int. J. Chem. Kinet.* **1991**, *23*, 237-245.
- I75. IO + CH₃SCH₃.** The recommendation is based on the temperature-dependent studies of Gravestock et al.⁵ and Dillon et al.⁴ and the 298 K studies of Maguin et al.,⁷ Barnes et al.,¹ and Knight et al.⁶ All data points in each temperature dependent study were scaled by a factor equal to the ratio $k(298 \text{ K})_{\text{Arr}}/k(298 \text{ K})_{\text{ave}}$ where $k(298 \text{ K})_{\text{Arr}}$ is the 298 K rate constant obtained from the best fit Arrhenius expression describing the individual T-dependent data set and $k(298 \text{ K})_{\text{ave}}$ is the average of all reported 298 K rate constants (using $k(298 \text{ K})_{\text{Arr}}$ from the T-dependent studies). The best fit of the scaled data to $\ln k = \ln A - E/RT$ is recommended. The studies of Maguin et al. and Barnes et al. supersede earlier, less direct measurements by the same groups,^{2,8} which reported much greater rate constants. Nakano et al.⁹ employed a laser flash photolysis cavity ring down spectroscopy technique to investigate the temperature and pressure dependence of the rate constant. These investigators report that the 298 K rate constant increases from 1 to $25 \times 10^{-14} \text{ cm}^3 \text{ molecule}^{-1} \text{ s}^{-1}$ as pressure increases from 5 to 100 Torr N₂, then levels off at higher pressure. Nakano et al. also investigated the temperature dependence of the rate constant at P = 100 Torr and observed a very strong negative temperature dependence, i.e., $E/R = -2230 \pm 460 \text{ K}$. The pressure dependence reported by Nakano et al. is in conflict with the results of Daykin and Wine,³ Gravestock et al., and Dillon et al. (no observed P-dependence at 297±1 K) while the temperature dependence reported by Nakano et al. is in conflict with the results of Gravestock et al. and Dillon et al.
(Table: 15-10, Note: 15-10, Evaluated: 15-10) [Back to Table](#)
- (1) Barnes, I.; Bastian, V.; Becker, K. H.; Overath, R. D. Kinetic studies of the reactions of IO, BrO, and ClO with dimethylsulfide. *Int. J. Chem. Kinet.* **1991**, *23*, 579-591.
- (2) Barnes, I.; Becker, K. H.; Carlier, P.; Mouvier, G. FTIR study of the DMS/NO₂/I₂/N₂ photolysis system: The reaction of IO radicals with DMS. *Int. J. Chem. Kinet.* **1987**, *19*, 489-501.

- (3) Daykin, E. P.; Wine, P. H. Rate of reaction of IO radicals with dimethylsulfide. *J. Geophys. Res.* **1990**, *95*, 18547-18553.
- (4) Dillon, T. J.; Karunanandan, R.; Crowley, J. N. The reaction of IO with CH₃SCH₃: Products and temperature dependent rate coefficients by laser induced fluorescence. *Phys. Chem. Chem. Phys.* **2006**, *8*, 847-855, doi:10.1039/b514718b.
- (5) Gravestock, T.; Blitz, M. A.; Heard, D. E. Kinetics study of the reaction of iodine monoxide radicals with dimethyl sulfide. *Phys. Chem. Chem. Phys.* **2005**, *7*, 2173-2181, doi:10.1039/b502989a.
- (6) Knight, G. P.; Crowley, J. N. The reactions of IO with HO₂, NO and CH₃SCH₃: Flow tube studies of kinetics and product formation. *Phys. Chem. Chem. Phys.* **2001**, *3*, 393-401, doi:10.1039/b008447f.
- (7) Maguin, F.; Mellouki, A.; Laverdet, G.; Poulet, G.; Le Bras, G. Kinetics of the reactions of the IO radical with dimethyl sulfide, methanethiol, ethylene, and propylene. *Int. J. Chem. Kinet.* **1991**, *23*, 237-245.
- (8) Martin, D.; Jourdain, J. L.; Laverdet, G.; Le Bras, G. Kinetic study of the reaction of IO with CH₃SCH₃. *Int. J. Chem. Kinet.* **1987**, *19*, 503-512.
- (9) Nakano, Y.; Enami, S.; Nakamichi, S.; Aloisio, S.; Hashimoto, S.; Kawasaki, M. Temperature and pressure dependence study of the reaction of IO radicals with dimethyl sulfide by cavity ring-down laser spectroscopy. *J. Phys. Chem.* **2003**, *107*, 6381-6387, doi:10.1021/jp0345147.

I76. S + O₂. The recommended value for k(298 K) is the average of values reported by Fair and Thrush,⁵ Fair et al.,⁶ Donovan and Little,⁴ Davis et al.,³ Clyne and Townsend,¹ Clyne and Whitefield,² Miyoshi et al.,⁸ and Lu et al.⁷ The recommended value for E/R is the average of E/R values obtained from the data sets of Davis et al. (25 Torr CO₂, 252–423 K, E/R = +1 K), Davis et al. (20–200 Torr He, 298–422 K, E/R = –204 K), Clyne and Whitefield (~1 Torr Ar, 296–393 K, E/R = –129 K), and Lu et al. (50 Torr Ar, 298–505 K, E/R = –66 K). Lu et al. report non-Arrhenius behavior at T > 505 K. A theoretical analysis by Lu et al. suggests that reaction occurs almost exclusively via a SOO(¹A') intermediate at T < 500 K, whereas other channels involving SOO(¹A'') as an intermediate and formation of SOO(³A'') followed by isomerization to SO₂ before dissociation, become important at higher temperatures and account for the observed rapid increase of the rate constant with increasing temperature above 500 K. High temperature kinetic data reported by Saito et al.⁹ (1900–2200 K), Tsuchiya et al. (980–1610 K),¹⁰ and Woiki and Roth (1200–3500 K)¹¹ are reasonably consistent with the rate constants predicted theoretically by Lu et al.

(Table: 15-10, Note: 15-10, Evaluated: 15-10) [Back to Table](#)

- (1) Clyne, M. A. A.; Townsend, L. W. Rate constant measurements for rapid reactions of ground state sulphur 3p⁴(³P_j) atoms. *Int. J. Chem. Kinet. Symp.* **1975**, *1*, 73-84.
- (2) Clyne, M. A. A.; Whitefield, P. D. Atomic resonance fluorescence for rate constants of rapid bimolecular reactions Part 7.-Sulphur atom reactions: S + O₂ → SO + O and S + NO₂ → SO + NO from 296 to 410 K. *J. Chem. Soc. Faraday Trans. 2* **1979**, *75*, 1327-1340.
- (3) Davis, D. D.; Klemm, R. B.; Pilling, M. A flash photolysis-resonance fluorescence kinetics study of ground-state sulfur atoms I. Absolute rate parameters for reaction of S(³P) with O₂(³Σ). *Int. J. Chem. Kinet.* **1972**, *4*, 367-382.
- (4) Donovan, R. J.; Little, D. J. The rate of the reaction S(3³P_j) + O₂. *Chem. Phys. Lett.* **1972**, *13*, 488-490.
- (5) Fair, R. W.; Thrush, B. A. Reaction of hydrogen atoms with hydrogen sulphide in the presence of molecular oxygen. *Trans. Faraday Soc.* **1969**, *65*, 1557-1570.
- (6) Fair, R. W.; van Roodaelaar, A.; Strausz, O. P. The reaction of S(³P) atoms with molecular oxygen. *Can. J. Chem.* **1971**, *49*, 1659-1664.
- (7) Lu, C.-W.; Wu, Y.-J.; Lee, Y.-P.; Zhu, R. S.; Lin, M. C. Experimental and theoretical investigations of rate coefficients of the reaction S(³P) + O₂ in the temperature range 298-878 K. *J. Chem. Phys.* **2004**, *121*, 8271-8278, doi:10.1063/1.1792611.
- (8) Miyoshi, A.; Shina, H.; Tsuchiya, K.; Matsui, H. Kinetics and mechanism of the reaction of S(³P) with O₂. *Symp. Int. Combust. Proc.* **1996**, *26*, 535-541.
- (9) Saito, K.; Ueda, Y.; Ito, R.; Kakumoto, T.; Imamura, A. Measurements of the bimolecular rate constants for S + O₂ → SO + O and CS₂ + O₂ → CS + SO₂ at high temperatures. *Int. J. Chem. Kinet.* **1986**, *18*, 871-884.
- (10) Tsuchiya, K.; Kamiya, K.; Matsui, H. Studies on the oxidation mechanism of H₂S based on direct examination of the key reactions. *Int. J. Chem. Kinet.* **1997**, *29*, 57-66.
- (11) Woiki, D.; Roth, P. Oxidation of S and SO by O₂ in high-temperature pyrolysis and photolysis reaction systems. *Int. J. Chem. Kinet.* **1995**, *27*, 59-71.

- I77. S + O₃.** This recommendation accepts the only available experimental data of Clyne and Townsend.¹ In this study the authors measure a value of the rate constant for S + O₂ in reasonable agreement with that recommended above.
(Table: 82-57, Note: 82-57, Evaluated: 82-57) [Back to Table](#)
- (1) Clyne, M. A. A.; Townsend, L. W. Rate constant measurements for rapid reactions of ground state sulphur 3p⁴(³P_j) atoms. *Int. J. Chem. Kinet.* **1975**, *Symp. 1*, 73-84.
- I78. SO + O₂.** The recommended E/R is the average of values reported by Black et al. (E/R = 2370 K, 250–420 K)¹ and Schurath and Goede (E/R = 2180 K, 262–363 K),⁵ while the recommended k(298 K) is the average of values computed from the Arrhenius expressions reported in the same two studies. The room temperature rate constant obtained from the Black et al. study¹ supersedes an earlier value¹ as recommended by the authors. The recommended values for k(T) lie significantly higher than an extrapolation of the higher temperature data of Homann et al.,⁴ but are consistent with the more recent high temperature study of Garland.³ A room temperature upper limit on k set by Breckenridge and Miller² is consistent with the recommendation.
(Table: 15-10, Note: 15-10, Evaluated: 15-10) [Back to Table](#)
- (1) Black, G.; Sharpless, R. L.; Slanger, T. G. Rate coefficients for SO reactions with O₂ and O₃ over the temperature range 230 to 420 K. *Chem. Phys. Lett.* **1982**, *93*, 598-602.
 - (2) Breckenridge, W. H.; Miller, T. A. Kinetic study by EPR of the production and decay of SO(¹Δ) in the reaction of O₂(¹Δ_g) with SO(³Σ⁻). *J. Chem. Phys.* **1972**, *56*, 465-474.
 - (3) Garland, N. L. Temperature dependence of the reaction: SO + O₂. *Chem. Phys. Lett.* **1998**, *290*, 385 - 390.
 - (4) Homann, K. H.; Krome, G.; Wagner, H. G. Carbon disulfide oxidation rate of elementary reactions .1. *Ber. Bunsenges. Phys. Chem.* **1968**, *72*, 998-1004.
 - (5) Schurath, U.; Goede, H.-J. Temperature Dependence of the Reactions SO + O₃ (1) and SO + O₂ (2). *Physico-Chemical Behaviour of Atmospheric Pollutants, Proc. 3rd European Symposium, Varese, Italy 1984*, 227 - 239.
- I79. SO + O₃.** The value of k(298 K) is an average of the determinations by Halstead and Thrush,³ Robertshaw and Smith,⁴ Schurath and Goede,⁵ and Black et al.^{1,2} The value of E/R is an average of the values reported by Halstead and Thrush, Schurath and Goede, and Black et al.², with the A-factor recalculated to fit the recommendation for k(298 K).
(Table: 06-2, Note: 06-2, Evaluated: 06-2) [Back to Table](#)
- (1) Black, G.; Sharpless, R. L.; Slanger, T. G. Rate coefficients at 298 K for SO reactions with O₂, O₃, and NO₂. *Chem. Phys. Lett.* **1982**, *90*, 55-58.
 - (2) Black, G.; Sharpless, R. L.; Slanger, T. G. Rate coefficients for SO reactions with O₂ and O₃ over the temperature range 230 to 420 K. *Chem. Phys. Lett.* **1982**, *93*, 598-602.
 - (3) Halstead, C. J.; Thrush, B. A. The kinetics of elementary reactions involving the oxides of sulphur III. The chemiluminescent reaction between sulphur monoxide and ozone. *Proc. Roy. Soc. London A* **1966**, *295*, 380-398
 - (4) Robertshaw, J. S.; Smith, I. W. M. Rate data for O + OCS → SO + CO and SO + O₃ → SO₂ + O₂ by a new time-resolved technique. *Int. J. Chem. Kinet.* **1980**, *12*, 729 -739.
 - (5) Schurath, U.; Goede, H.-J. Temperature Dependence of the Reactions SO + O₃ (1) and SO + O₂ (2). *Physico-Chemical Behaviour of Atmospheric Pollutants, Proc. 3rd European Symposium, Varese, Italy 1984*, 227 - 239.
- I80. SO + NO₂.** The value of k(298 K) is an average of the determinations by Clyne and MacRobert,⁴ Black et al.,¹ and Brunning and Stief,² which agree quite well with the rate constant calculated from the relative rate measurements of Clyne et al.³ The recommended value for E/R is taken from Brunning and Stief.
(Table: 82-57, Note: 82-57, Evaluated: 82-57) [Back to Table](#)
- (1) Black, G.; Sharpless, R. L.; Slanger, T. G. Rate coefficients at 298 K for SO reactions with O₂, O₃, and NO₂. *Chem. Phys. Lett.* **1982**, *90*, 55-58.
 - (2) Brunning, J.; Stief, L. J. Kinetic studies of the reaction of the SO radical with NO₂ and ClO from 210 to 363 K. *J. Chem. Phys.* **1986**, *84*, 4371-4377.
 - (3) Clyne, M. A. A.; Halstead, C. J.; Thrush, B. A. The kinetics of elementary reactions involving the oxides of sulphur I. The nature of the sulphur dioxide afterglow. *Proc. Soc. London Ser. A.* **1966**, *295*, 355-362.

- (4) Clyne, M. A. A.; MacRobert, A. J. Kinetic studies of free radical reactions by mass spectrometry. I. The reactions $\text{SO} + \text{NO}_2$ and $\text{ClO} + \text{NO}$. *Int. J. Chem. Kinet.* **1980**, *12*, 79-96.

181. $\text{SO} + \text{OCIO}$. This recommendation is based on the room temperature study by Clyne and MacRobert.¹ The uncertainty reflects the absence of any confirming investigation.

(Table: 82-57, Note: 82-57, Evaluated: 82-57) [Back to Table](#)

- (1) Clyne, M. A. A.; MacRobert, A. J. Kinetic studies of free radical reactions by mass spectrometry. II. The reactions of $\text{SO} + \text{ClO}$, $\text{SO} + \text{OCIO}$ and $\text{SO} + \text{BrO}$. *Int. J. Chem. Kinet.* **1981**, *13*, 187-197.

182. $\text{SO}_3 + 2 \text{H}_2\text{O}$. Several research groups have attempted to quantify the rate of sulfuric acid formation via this reaction in the gas phase. Reiner and Arnold⁶ placed an upper limit of $2.4 \times 10^{-15} \text{ cm}^3 \text{ molecule}^{-1} \text{ s}^{-1}$ on the rate constant, slightly lower than that determined by Wang et al.⁸ The inability to cite the results as other than an upper limit is due to the difficulty in excluding all heterogeneous effects from the experiments. The higher rate constant reported earlier by Castleman et al.¹ may have resulted from an underestimation of the effects of such heterogeneous reactions. Subsequently, Reiner and Arnold⁷ sought to improve their rate constant determination by more detailed quantification of heterogeneous contributions. They derived a value of $1.2 \times 10^{-15} \text{ cm}^3 \text{ molecule}^{-1} \text{ s}^{-1}$, independent of pressure (from 31–260 mbar of synthetic air). Evidence was also obtained that H_2SO_4 was, indeed, the product of the reaction.

Kolb et al.³ attempted to measure the gas phase rate constant using a turbulent flow reactor designed to minimize wall effects. Their results, when analyzed as representing a bimolecular reaction, support a rate constant in the range $(1-7) \times 10^{-15} \text{ cm}^3 \text{ molecule}^{-1} \text{ s}^{-1}$. However, a more detailed analysis of the data indicated that the gas phase reaction was second order in water vapor. The reaction rate was also observed to increase as the temperature was lowered from 333 K to 243 K. These observations, together with calculations by Morokuma and Mugurama,⁵ led the latter authors to suggest that SO_3 consumption likely involved its reaction with the water dimer or the reaction $\text{SO}_3\text{-H}_2\text{O} + \text{H}_2\text{O}$, leading to the formation of sulfuric acid.

A laminar flow reactor study by Lovejoy et al.⁴ over the temperature range 250 to 360 K also revealed SO_3 loss to be second order in water concentration and independent of pressure (from 20 to 80 Torr of N_2 at 300 K). These latter authors measured a strong negative temperature dependence for the rate constant and a significant kinetic isotope effect ($k_{\text{H}_2\text{O}} \approx 2k_{\text{D}_2\text{O}}$), leading them to describe the reaction as proceeding via the rapid association between SO_3 and H_2O followed by a slower reaction between the adduct and water to form sulfuric acid. Lovejoy et al.'s measurement of a -54 kJ mol^{-1} "activation" energy was viewed as energetically inconsistent with a $\text{SO}_3 + \text{water dimer}$ reaction mechanism since it would require a large negative activation energy for the $\text{SO}_3 + (\text{H}_2\text{O})_2$ step. Jayne et al.² have carried out a turbulent flow reactor study over the temperature range 283 to 370 K and the pressure range 100 to 760 Torr N_2 . Their results provide further support for a mechanism involving formation of an $\text{SO}_3\text{-H}_2\text{O}$ adduct that reacts with a second H_2O to form H_2SO_4 , and the rate constants they report agree quite well with those reported by Lovejoy et al. The recommended expression for first order loss of SO_3 ,

$$k^1 = 8.5 \times 10^{-41} \exp(+6540/T) [\text{H}_2\text{O}]^2 \text{ s}^{-1} \quad ([\text{H}_2\text{O}] \text{ in molecules cm}^{-3})$$

is the best fit of the combined data of Lovejoy et al. and Jayne et al. to an Arrhenius form.

(Table: 06-02, Note: 06-02, Evaluated: 06-2) [Back to Table](#)

- (1) Castleman, A. W.; Davis, R. E.; Munkelwitz, H. R.; Tang, I. N.; Wood, W. P. Kinetics of association reactions pertaining to H_2SO_4 aerosol formation. *Int. J. Chem. Kinet.* **1975**, *Symp. 1*, 629-640.
- (2) Jayne, J. T.; Poschl, U.; Chen, Y.; Dai, D.; Molina, L. T.; Worsnop, D. R.; Kolb, C. E.; Molina, M. J. Pressure and temperature dependence of the gas-phase reaction of SO_3 with H_2O and the heterogeneous reaction of SO_3 with $\text{H}_2\text{O}/\text{H}_2\text{SO}_4$ surfaces. *J. Phys. Chem. A* **1997**, *101*, 10000-10011.
- (3) Kolb, C. E.; Jayne, J. T.; Worsnop, D. R.; Molina, M. J.; Meads, R. F.; Viggiano, A. A. Gas phase reaction of sulfur trioxide with water vapor. *J. Am. Chem. Soc.* **1994**, *116*, 10314-10315, doi:10.1021/ja00101a067.
- (4) Lovejoy, E. R.; Hanson, D. R.; Huey, L. G. Kinetics and products of the gas-phase reaction of SO_3 with water. *J. Phys. Chem.* **1996**, *100*, 19911-19916.
- (5) Morokuma, K.; Mugurama, C. Ab initio molecular orbital study of the mechanism of the gas phase reaction $\text{SO}_3 + \text{H}_2\text{O}$: Importance of the second water molecule. *J. Am. Chem. Soc.* **1994**, *116*, 10316-10317.
- (6) Reiner, T.; Arnold, F. Laboratory flow reactor measurements of the reaction $\text{SO}_3 + \text{H}_2\text{O} + \text{M} \rightarrow \text{H}_2\text{SO}_4 + \text{M}$: Implications for gaseous H_2SO_4 and aerosol formation in the plumes of jet aircraft. *Geophys. Res. Lett.* **1993**, *20*, 2659-2662.

- (7) Reiner, T.; Arnold, F. Laboratory investigations of gaseous sulfuric acid formation via $\text{SO}_3 + \text{H}_2\text{O} + \text{M} \rightarrow \text{H}_2\text{SO}_4 + \text{M}$: Measurement of the rate constant and product identification. *J. Chem. Phys.* **1994**, *101*, 7399-7407.
- (8) Wang, X.; Jin, Y. G.; Suto, M.; Lee, L. C. Rate constant of the gas phase reaction of SO_3 with H_2O . *J. Chem. Phys.* **1988**, *89*, 4853-4860.

I83. $\text{SO}_3 + \text{NO}_2$. This recommendation is based on the study of Penzhorn and Canosa¹ using second derivative UV spectroscopy. These authors observe the production of a white aerosol, which they interpret to be the adduct NSO_5 . This claim is supported by ESCA spectra.
(Table: 85-37, Note: 85-37, Evaluated: 85-37) [Back to Table](#)

- (1) Penzhorn, R. D.; Canosa, C. E. 2nd derivative UV spectroscopy study of the thermal and photochemical reaction of NO_2 with SO_2 and SO_3 . *Ber. Bunsenges. Phys. Chem.* **1983**, *87*, 648-654.

I84. $\text{SH} + \text{O}_2$. This upper limit for $k(298 \text{ K})$ is based on the study by Stachnik and Molina⁶ utilizing experiments sensitive to the production of OH. Somewhat higher upper limits of 1.0×10^{-17} and $1.5 \times 10^{-17} \text{ cm}^3 \text{ molecule}^{-1} \text{ s}^{-1}$ were assigned by Friedl et al.³ and Wang et al.⁸ respectively from the sensitivities for OH detection and SH decay respectively. An even higher upper limit by Black,² based on the lack of SH decay, may have been complicated by SH regeneration. Much less sensitive upper limits have been calculated by Tjee et al.,⁷ $1.8 \text{ cm}^3 \text{ molecule}^{-1} \text{ s}^{-1}$ for the rate constant for the sum of the two $\text{SH} + \text{O}_2$ reaction channels (producing OH + SO and H + SO_2). The HSO_2 potential energy surface has been studied theoretically by Ballester and Varandas,¹ Garrido et al.,⁴ Resende and Ornellas,⁵ and Zhou, et al.⁹ Resende and Ornellas and Zhou et al. predict that at atmospheric temperatures (i) OH + SO are the dominant bimolecular products and (ii) the rate constant is orders of magnitude slower than the upper limit reported by Stachnik and Molina.
(Table: 85-37, Note: 15-10, Evaluated: 15-10) [Back to Table](#)

- (1) Ballester, M. Y.; Varandas, A. J. C. Double many-body expansion potential energy surface for ground state HSO_2 . *Phys. Chem. Chem. Phys.* **2005**, *7*, 2305-2317, doi:10.1039/b500990a.
- (2) Black, G. Reactions of HS with NO and NO_2 at 298 K. *J. Chem. Phys.* **1984**, *80*, 1103-1107.
- (3) Friedl, R. R.; Brune, W. H.; Anderson, J. G. Kinetics of SH with NO_2 , O_3 , O_2 , and H_2O_2 . *J. Phys. Chem.* **1985**, *89*, 5505-5510, doi:10.1021/j100271a038.
- (4) Garrido, J. D.; Ballester, M. Y.; Orozco-González, Y.; Canuto, S. CASPT2 study of the potential energy surface of the HSO_2 system. *J. Phys. Chem. A* **2011**, *115*, 1453-1461, doi:10.1021/jp108460v.
- (5) Resende, S. M.; Ornellas, F. R. The reaction of SH with O_2 : A theoretical high level investigation. *Phys. Chem. Chem. Phys.* **2003**, *5*, 4617-4621, doi:10.1039/b308359d.
- (6) Stachnik, R. A.; Molina, M. J. Kinetics of the reactions of SH radicals with NO_2 and O_2 . *J. Phys. Chem.* **1987**, *91*, 4603-4606 doi:10.1021/j100301a035.
- (7) Tjee, J. J.; Wampler, F. B.; Oldenborg, R. C.; Rice, W. W. Spectroscopy and reaction kinetics of the HS radicals. *Chem. Phys. Lett.* **1981**, *82*, 80-84.
- (8) Wang, N. S.; Lovejoy, E. R.; Howard, C. J. Temperature dependence of the rate constant for the reaction $\text{HS} + \text{NO}_2$. *J. Phys. Chem.* **1987**, *91*, 5743-5749, doi:10.1021/j100306a045.
- (9) Zhou, C.; Sendt, K.; Haynes, B. S. Computational study of the reaction $\text{SH} + \text{O}_2$. *J. Phys. Chem. A* **2009**, *113*, 2975-2981, doi:10.1021/jp810105e.

I85. $\text{SH} + \text{O}_3$. The value for $k(298 \text{ K})$ is an average of the determinations by Friedl et al.¹ (laser induced fluorescence detection of SH), Schonle et al.⁴ (mass spectrometric detection of reactant SH and product HSO) as revised by Schindler and Benter,³ and Wang and Howard⁵ (laser magnetic resonance detection of SH). The temperature dependence is from Wang and Howard with the A-factor calculated to agree with the recommended value for $k(298 \text{ K})$. The recommendation for g reflects the fact that the temperature dependence comes from measurements above room temperature and, thus, extrapolation to lower temperatures may be subject to additional uncertainties. Wang and Howard report observing a minor reaction channel that produces $\text{H} + \text{SO} + \text{O}_2$. A theoretical study by Resende and Ornellas² concludes that if reaction occurs on the ground state potential energy surface, the rate constant should be several orders of magnitude slower than the experimental value.
(Table: 06-2, Note: 06-2, Evaluated: 06-2) [Back to Table](#)

- (1) Friedl, R. R.; Brune, W. H.; Anderson, J. G. Kinetics of SH with NO_2 , O_3 , O_2 , and H_2O_2 . *J. Phys. Chem.* **1985**, *89*, 5505-5510, doi:10.1021/j100271a038.
- (2) Resende, S. M.; Ornellas, R. Does SH really react with O_3 in the ground state? *Chem. Phys. Lett.* **2001**, *349*, 123-130.
- (3) Schindler, R. N.; Benter, T. Correction. *Ber. Bunsenges. Phys. Chem.* **1988**, *92*, 558.

- (4) Schonle, G.; Rahman, M. M.; Schindler, R. N. Kinetics of the reaction of atomic fluorine with H₂S and elementary reactions of the HS radical. *Ber. Bunsenges. Phys. Chem.* **1987**, *91*, 66-75.
- (5) Wang, N. S.; Howard, C. J. Kinetics of the reactions of HS and HSO with O₃. *J. Phys. Chem.* **1990**, *94*, 8787-8794.

I86. SH + H₂O₂. This recommended upper limit for k(298 K) is based on the study of Friedl et al.¹ Their value is calculated from the lack of SH decay (measured by laser induced fluorescence) and the lack of OH production (measured by resonance fluorescence). The three possible product channels are H₂S + HO₂, HSOH + OH, and HSO + H₂O.

(Table: 85-37, Note: 85-37, Evaluated: 85-37) [Back to Table](#)

- (1) Friedl, R. R.; Brune, W. H.; Anderson, J. G. Kinetics of SH with NO₂, O₃, O₂, and H₂O₂. *J. Phys. Chem.* **1985**, *89*, 5505-5510, doi:10.1021/j100271a038.

I87. SH + NO₂. The recommendation is based on the temperature-dependent measurements of Wang et al.¹⁰ and Herndon and Ravishankara.⁵ All data points in each study were scaled by a factor equal to the ratio k(298 K)_{Arr}/k(298 K)_{ave} where k(298 K)_{Arr} is the 298 K rate constant obtained from the best fit Arrhenius expression describing the individual T-dependent data set and k(298 K)_{ave} is the average of the k(298 K)_{Arr} values from the two studies. The best fit of the scaled data to $\ln k = \ln A - E/RT$ is recommended. Wang et al. suggest that the lower values of k(298 K) reported by Black,¹ Friedl et al.,⁴ and Bulatov et al.² are due to SH regeneration from the H₂S source compound. Herndon and Ravishankara suggest that simultaneous detection of SH and SO may have corrupted earlier studies where laser induced fluorescence was employed as the detection technique.^{1,4} In the study by Stachnik and Molina,⁹ attempts were made at minimizing SH regeneration, and the reported value of k(298 K) was significantly greater than that from the earlier studies, but still 30% less than that measured by Wang et al., who used two independent SH source reactions. A slightly larger rate constant measured by Schonle et al.,⁸ as revised by Schindler and Benter,⁷ is not recommended due to the somewhat more limited database for their determination. The reaction as written represents the most exothermic channel. In fact, HSO has been detected as a product by Leu and Smith,⁶ Bulatov et al.,² Schonle et al.,⁸ and Wang et al. The absence of a primary deuterium isotope effect, as observed by both Wang et al. and Herndon and Ravishankara, coupled with the large magnitude of the rate constant suggests that the (four-center intermediate) channels producing SO + HNO and OH + SNO are of minor importance. No evidence for a three-body combination reaction was found by either Black or Friedl et al. Based on a pressure independence of the rate constant between 30 and 300 Torr, Black set an upper limit of $7.0 \times 10^{-31} \text{ cm}^6 \text{ molecule}^{-2} \text{ s}^{-1}$ for the termolecular rate constant. Similarly, Stachnik and Molina⁹ observed no change in decay rate between 100 and 730 Torr with O₂ (although these O₂ experiments were designed primarily to limit SH regeneration). The recommendation given here is supported by the discharge flow laser induced fluorescence study of the SD + NO₂ reaction by Fenter and Anderson.³ These investigators report a 298 K rate constant of $6.8 \times 10^{-11} \text{ cm}^3 \text{ molecule}^{-1} \text{ s}^{-1}$, which compares favorably with the values of 7.3×10^{-11} and $6.6 \times 10^{-11} \text{ cm}^3 \text{ molecule}^{-1} \text{ s}^{-1}$ determined by Wang et al. and Herndon and Ravishankara, respectively, in studies of the same reaction. Fenter and Anderson also obtained an E/R value of -210 K, very similar to the -279 K value derived by Herndon and Ravishankara for the SD reaction and the values -240 K and -270 K derived by Wang et al. and Herndon and Ravishankara, respectively, for the SH reaction.

(Table: 15-10, Note: 15-10, Evaluated: 15-10) [Back to Table](#)

- (1) Black, G. Reactions of HS with NO and NO₂ at 298 K. *J. Chem. Phys.* **1984**, *80*, 1103-1107.
- (2) Bulatov, V. P.; Kozliner, M. Z.; Sarkisov, O. M. Determination of rate constants for the reactions of SH + NO₂ → HSO + NO and HSO + NO₂ → products. *Khim. Fiz.* **1984**, *3*, 1300-1305.
- (3) Fenter, F. F.; Anderson, J. G. Kinetics of the DS-radical reactions with ClNO and NO₂. *Int. J. Chem. Kinet.* **1994**, *26*, 801-812.
- (4) Friedl, R. R.; Brune, W. H.; Anderson, J. G. Kinetics of SH with NO₂, O₃, O₂, and H₂O₂. *J. Phys. Chem.* **1985**, *89*, 5505-5510, doi:10.1021/j100271a038.
- (5) Herndon, S. C.; Ravishankara, A. R. Kinetics of the reaction of SH and SD with NO₂. *J. Phys. Chem. A* **2006**, *110*, 106-113, doi:10.1021/jp053918r.
- (6) Leu, M.-T.; Smith, R. H. Rate constants for the gas-phase reaction between hydroxyl and hydrogen sulfide over the temperature range 228-518 K. *J. Phys. Chem.* **1982**, *86*, 73-81, doi:10.1021/j100390a015.
- (7) Schindler, R. N.; Benter, T. Correction. *Ber. Bunsenges. Phys. Chem.* **1988**, *92*, 558.
- (8) Schonle, G.; Rahman, M. M.; Schindler, R. N. Kinetics of the reaction of atomic fluorine with H₂S and elementary reactions of the HS radical. *Ber. Bunsenges. Phys. Chem.* **1987**, *91*, 66-75.

- (9) Stachnik, R. A.; Molina, M. J. Kinetics of the reactions of SH radicals with NO₂ and O₂. *J. Phys. Chem.* **1987**, *91*, 4603-4606 doi:10.1021/j100301a035.
- (10) Wang, N. S.; Lovejoy, E. R.; Howard, C. J. Temperature dependence of the rate constant for the reaction HS + NO₂. *J. Phys. Chem.* **1987**, *91*, 5743-5749, doi:10.1021/j100306a045.
- I88. SH + N₂O.** The recommendation is the upper limit rate constant reported by Herndon et al.¹ As discussed by Herndon et al., the much greater (four orders of magnitude) rate constant reported by Ravichandran et al.² appears to result from mis-interpretation of the source of electronically excited HSO, chemiluminescence from which was employed by Ravichandran et al. to follow the reaction kinetics.
(Table: 06-02, Note: 06-02, Evaluated: 06-2) [Back to Table](#)
- (1) Herndon, S. C.; Froyd, K. D.; Lovejoy, E. R.; Ravishankara, A. R. How rapidly does the SH radical react with N₂O? *J. Phys. Chem. A* **1999**, *103*, 6778-6785.
- (2) Ravichandran, K.; Williams, R.; Fletcher, T. R. Atmospheric reactions of vibrationally excited greenhouse gases: SH + N₂O(*n*, 0, 0). *Chem. Phys. Lett.* **1994**, *217*, 375-380.
- I89. SH + Cl₂.** The recommended 298 K rate constant is based on the work of Nesbitt and Leone,² who studied the kinetics of the Cl + H₂S → SH + HCl, SH + Cl₂ → ClSH + Cl chain reaction. Fenter and Anderson¹ employed a discharge flow laser induced fluorescence technique to study the SD + Cl₂ reaction over the temperature range 273–373 K. The 298 K rate constant reported by Fenter and Anderson is about 20% greater than the one reported by Nesbitt and Leone, which is consistent with the expected secondary kinetic isotope effect. The recommended value of E/R is taken from the work of Fenter and Anderson; the recommended value for the parameter *g* reflects the absence of confirming studies and uncertainty in the isotope effect on E/R.
(Table: 06-2, Note: 06-2, Evaluated: 06-2) [Back to Table](#)
- (1) Fenter, F. F.; Anderson, J. G. Kinetics and mechanism of the reactions of the SD Radical with Br₂, BrCl, Cl₂, and F₂. *J. Phys. Chem.* **1991**, *95*, 3172-3180.
- (2) Nesbitt, D. J.; Leone, S. R. Laser-initiated chemical chain reactions. *J. Chem. Phys.* **1980**, *72*, 1722-1732.
- I90. SH + BrCl; SH + Br₂; SH + F₂.** The recommendations for these reactions are derived from the data of Fenter and Anderson¹ for the SD radical. The uncertainties have been increased over those estimated by the investigators to reflect the absence of any confirming investigations and the influence of the secondary isotope effect. For the BrCl reaction, the channel producing ClSD + Br was found to be described by the rate expression $k = 2.3 \times 10^{-11} \exp(100/T) \text{ cm}^3 \text{ molecule}^{-1} \text{ s}^{-1}$.
(Table: 92-20, Note: 06-2, Evaluated: 92-20) [Back to Table](#)
- (1) Fenter, F. F.; Anderson, J. G. Kinetics and mechanism of the reactions of the SD Radical with Br₂, BrCl, Cl₂, and F₂. *J. Phys. Chem.* **1991**, *95*, 3172-3180.
- I91. HSO + O₂.** This recommendation is based on the study by Lovejoy et al.,² who employed laser magnetic resonance monitoring of HSO in a discharge flow system. The upper limit thus derived for *k*(298 K) is nearly two orders of magnitude smaller than measured by Bulatov et al.¹
(Table: 92-20, Note: 92-20, Evaluated: 92-20) [Back to Table](#)
- (1) Bulatov, V. P.; Sarkisov, O. M.; Kozliner, M. Z.; Ergorov, V. G. Mechanism of hydrogen sulfide photooxidation in atmosphere. *Khim. Fiz.* **1986**, *5*, 1031-1036.
- (2) Lovejoy, E. R.; Wang, N. S.; Howard, C. J. Kinetic studies of the reactions of HSO with NO₂, NO, and O₂. *J. Phys. Chem.* **1987**, *91*, 5749-5755.
- I92. HSO + O₃.** This recommended value for *k*(298 K) is based on the determinations by Friedl et al.¹ and Wang and Howard.³ In the first study, performed at higher O₃ concentrations, greater quantities of HSO were produced in the flow tube and SH approached a steady state due to its generation via HSO + O₃. The rate constant for this reaction was thus determined relative to SH + O₃ from measurements of the steady state SH concentration as a function of the initial SH concentration. In the second study, the rate constant and its branching ratio were measured at two temperatures. At room temperature, the overall rate constant is in excellent agreement with that of Friedl et al. More recently, Lee et al.² determined a room temperature rate constant of $4.7 \times 10^{-14} \text{ cm}^3 \text{ molecule}^{-1} \text{ s}^{-1}$ for the sum of all reaction channels not producing HS. This value is approximately 30% greater than that measured by Wang and Howard for the same channels. Lee et al. derive

an Arrhenius activation energy of 1120 K for these channels from data between 273 and 423 K, in agreement with the more limited temperature-dependent data of Wang and Howard.

The lack of an isotope effect when SD was employed in the Friedl et al. study suggests that the products of the $\text{HSO} + \text{O}_3$ reaction are $\text{SH} + 2\text{O}_2$ (analogous to those for $\text{HO}_2 + \text{O}_3$). However, Wang and Howard found that only 70% of the reaction leads to HS formation. In addition, their observations of HO_2 production in the presence of O_2 suggests the existence of a reaction channel producing $\text{HSO}_2 + \text{O}_2$ followed by $\text{HSO}_2 + \text{O}_2 \rightarrow \text{HO}_2 + \text{SO}_2$. At the present time, no recommendation is given for the product channels. Further mechanistic work is suggested, since it is important to understand whether this reaction in the atmosphere leads to HS regeneration or to oxidation of the sulfur.

(Table: 92-20, Note: 94-26, Evaluated: 92-20) [Back to Table](#)

- (1) Friedl, R. R.; Brune, W. H.; Anderson, J. G. Kinetics of SH with NO_2 , O_3 , O_2 , and H_2O_2 . *J. Phys. Chem.* **1985**, *89*, 5505-5510, doi:10.1021/j100271a038.
- (2) Lee, Y.-Y.; Lee, Y.-P.; Wang, N. S. Kinetics of the reaction of HSO with O_3 at temperatures 273-423 K. *J. Chem. Phys.* **1994**, *100*, 387-392.
- (3) Wang, N. S.; Howard, C. J. Kinetics of the reactions of HS and HSO with O_3 . *J. Phys. Chem.* **1990**, *94*, 8787-8794.

I93. $\text{HSO} + \text{NO}$; $\text{HSO} + \text{NO}_2$. The recommendations for these reactions are based on the study by Lovejoy et al.³ in which laser magnetic resonance was used to monitor HSO in a discharge flow system. Their upper limit for the NO reaction is a factor of 25 smaller than the rate constant measured by Bulatov et al.² using intracavity laser absorption at pressures between 10 and 100 Torr. Since it is unlikely that this reaction rate undergoes a factor of 25 increase between 1 Torr (the pressure of the Lovejoy et al. work) and 10 Torr, the higher rate constant may be due to secondary chemistry associated with the HSO production methods employed.

The recommendation for the NO_2 reaction is a factor of 2 higher than the rate constant reported by Bulatov et al.¹ Lovejoy et al. have attributed this difference to HSO regeneration under the experimental conditions used by Bulatov et al.¹ The product assignment for this reaction is discussed in the note for the $\text{HSO}_2 + \text{O}_2$ reaction.

(Table 87-41, Note: 87-41, Evaluated: 87-41) [Back to Table](#)

- (1) Bulatov, V. P.; Kozliner, M. Z.; Sarkisov, O. M. Determination of rate constants for the reactions of $\text{SH} + \text{NO}_2 \rightarrow \text{HSO} + \text{NO}$ and $\text{HSO} + \text{NO}_2 \rightarrow$ products. *Khim. Fiz.* **1984**, *3*, 1300-1305.
- (2) Bulatov, V. P.; Kozliner, M. Z.; Sarkisov, O. M. Reactions of SH and HSO radicals with nitrogen oxide. *Khim. Fiz.* **1985**, *4*, 1353-1357.
- (3) Lovejoy, E. R.; Wang, N. S.; Howard, C. J. Kinetic studies of the reactions of HSO with NO_2 , NO, and O_2 . *J. Phys. Chem.* **1987**, *91*, 5749-5755.

I94. $\text{HSO}_2 + \text{O}_2$. This recommendation is based on the rate of HO_2 formation measured by Lovejoy et al.¹ upon addition of O_2 to the $\text{HSO} + \text{NO}_2$ reaction system. While HSO_2 was not observed directly, a consideration of the mechanistic possibilities for $\text{HSO} + \text{NO}_2$, coupled with measurements of the HO_2 production rate at various O_2 pressures, led these authors to suggest that HSO_2 is both a major product of the $\text{HSO} + \text{NO}_2$ reaction and a precursor for HO_2 via reaction with O_2 .

(Table: 87-41, Note: 87-41, Evaluated: 87-41) [Back to Table](#)

- (1) Lovejoy, E. R.; Wang, N. S.; Howard, C. J. Kinetic studies of the reactions of HSO with NO_2 , NO, and O_2 . *J. Phys. Chem.* **1987**, *91*, 5749-5755.

I95. $\text{HOSO}_2 + \text{O}_2$. This recommendation is based on the studies of Gleason et al.³ and Gleason and Howard² in which the HOSO_2 reactant was monitored using a chemical ionization mass spectrometric technique. Gleason and Howard conducted their measurements over the 297–423 K temperature range in the only temperature dependence investigation, and these authors report the same 297 K rate coefficient as the one reported by Gleason et al. The recommended uncertainty parameter g is increased from the E/R error limits quoted by Gleason and Howard to account for potential uncertainties in extrapolating their data to sub-ambient temperatures. The recommended value of $k(298 \text{ K})$ derives further support from the studies of Margitan⁵ and Martin et al.,⁶ both of whom used modeling fits of OH radical decays in the $\text{OH} + \text{SO}_2 + \text{M}$ reaction system in the presence of O_2 and NO. In this latter analysis, the HOSO_2 reacts with O_2 , yielding HO_2 , which subsequently regenerates OH through its reaction with NO. The infrared spectrum of HOSO_2 has been recorded in low temperature matrix isolation experiments by Hashimoto et al.⁴ and Nagase et al.⁷ Mass spectrometric detection of HOSO_2 in the gas phase has also been reported by Egsgaard et al.¹

(Table: 06-2, Note: 15-10, Evaluated: 06-2) [Back to Table](#)

- (1) Egsgaard, H.; Carlson, L.; Florencio, H.; Drewello, T.; Schwarz, H. Experimental evidence for the gaseous HSO₃ radical. The key intermediate in the oxidation of SO₂ in the atmosphere. *Chem. Phys. Lett.* **1988**, *148*, 537-540.
- (2) Gleason, J. F.; Howard, C. J. Temperature dependence of the gas-phase reaction HOSO₂ + O₂ → HO₂ + SO₃. *J. Phys. Chem.* **1988**, *92*, 3414-3417, doi:10.1021/j100323a021.
- (3) Gleason, J. F.; Sinha, A.; Howard, C. J. Kinetics of the gas-phase reaction HOSO₂ + O₂ → HO₂ + SO₃. *J. Phys. Chem.* **1987**, *91*, 719-724, doi:10.1021/j100287a045.
- (4) Hashimoto, S.; Inoue, G.; Akimoto, H. Infrared spectroscopic detection of the HOSO₂ radical in argon matrix at 11 K. *Chem. Phys. Lett.* **1984**, *107*, 198-202.
- (5) Margitan, J. J. Mechanism of the atmospheric oxidation of sulfur dioxide. Catalysis by hydroxyl radicals. *J. Phys. Chem.* **1984**, *88*, 3314-3318, doi:10.1021/j150659a035.
- (6) Martin, D.; Jourdain, J. L.; Le Bras, G. Discharge flow measurements of the rate constants for the reactions OH + SO₂ + He and HOSO₂ + O₂ in relation with the atmospheric oxidation of SO₂. *J. Phys. Chem.* **1986**, *90*, 4143-4147, doi:10.1021/j100408a061.
- (7) Nagase, S.; Hashimoto, S.; Akimoto, H. HOSO₂ and HOSO₄ radicals studied by ab initio calculation and matrix isolation technique. *J. Phys. Chem.* **1988**, *92*, 641-644, doi:10.1021/j100314a015.

196. CS + O₂. The recommendation given for k(298 K) is based on the work of Black et al.¹ using laser induced fluorescence to monitor CS. This value agrees with the somewhat less precise determination by Richardson² using OCS formation rates. The latter author presents evidence that this reaction channel dominates over the one producing SO + CO by more than a factor of 10. Measurements by Richardson at 293 K and 495 K yield an E/R of 1860 K. However, use of this activation energy with the recommended value of k(298 K) results in an unusually low Arrhenius A-factor of $1.5 \times 10^{-16} \text{ cm}^3 \text{ molecule}^{-1} \text{ s}^{-1}$. In view of this, no recommendation is given for the temperature dependence.

(Table: 85-37, Note: 85-37, Evaluated: 85-37) [Back to Table](#)

- (1) Black, G.; Jusinski, L. E.; Slinger, T. G. Rate coefficients for CS reactions with O₂, O₃ and NO₂ at 298 K. *Chem. Phys. Lett.* **1983**, *102*, 64-68.
- (2) Richardson, R. J. CS-O₂ flame reaction chemistry. *J. Phys. Chem.* **1975**, *79*, 1153-1158.

197. CS + O₃; CS + NO₂. The k(298 K) recommendations for both reactions accept the results of Black et al.,¹ who used laser-induced fluorescence to monitor the CS reactant in a room temperature experiment. The uncertainty factors reflect the absence of any confirming measurements.

(Table: 85-37, Note: 85-37, Evaluated: 85-37) [Back to Table](#)

- (1) Black, G.; Jusinski, L. E.; Slinger, T. G. Rate coefficients for CS reactions with O₂, O₃ and NO₂ at 298 K. *Chem. Phys. Lett.* **1983**, *102*, 64-68.

198. CH₃S + O₂. This upper limit is based on the study by Tyndall and Ravishankara.³ Somewhat higher upper limits were derived in the earlier studies of Balla et al.¹ and Black and Jusinski.²

(Table: 90-1, Note: 90-1, Evaluated: 90-1) [Back to Table](#)

- (1) Balla, R. J.; Nelson, H. H.; McDonald, J. R. Kinetics of the reaction of CH₃S with NO, NO₂ and O₂. *Chem. Phys.* **1986**, *109*, 101-107.
- (2) Black, G.; Jusinski, L. E. Laser-induced fluorescence studies of the CH₃S radical. *J. Chem. Soc. Faraday Trans. 2* **1986**, *86*, 2143-2151.
- (3) Tyndall, G. S.; Ravishankara, A. R. Kinetics and mechanism of the reactions of CH₃S with O₂ and NO₂ at 298 K. *J. Phys. Chem.* **1989**, *93*, 2426-2435.

199. CH₃S + O₃. The recommendation for k(298 K) is the average of room temperature rate constants reported by Tyndall and Ravishankara,⁵ Domine et al.,² Turnipseed et al.,⁴ and Martinez et al.³ The recommendation for E/R is the average of values obtained from least squares fits of the temperature-dependent data of Turnipseed et al. and Martinez et al. using only rate constants at temperatures below 345 K. A failure to observe significant reaction in the study by Black and Jusinski¹ is interpreted as due to rapid regeneration of CH₃S in their system. Tyndall and Ravishankara⁵ corrected their measured 298 K rate constant downward by ~20% to account for CH₃S regeneration via the CH₃SO + O₃ reaction, but the magnitude of the correction is now highly uncertain in light of the results of Domine et al. and Turnipseed et al. Domine et al. measured the yield of CH₃SO to be 15%.

(Table: 06-2, Note: 06-2, Evaluated: 06-2) [Back to Table](#)

- (1) Black, G.; Jusinski, L. E. Laser-induced fluorescence studies of the CH₃S radical. *J. Chem. Soc. Faraday Trans. 2* **1986**, *86*, 2143-2151.
- (2) Domine, F.; Ravishankara, A. R.; Howard, C. J. Kinetics and mechanisms of the reactions of CH₃S, CH₃SO, and CH₃SS with O₃ at 300 K and low pressures. *J. Phys. Chem.* **1992**, *96*, 2171-2178.
- (3) Martinez, E.; Albaladejo, A.; Notario, A.; Jiminez, E. A study of the atmospheric reaction of CH₃S with O₃ as a function of temperature. *Atmos. Environ.* **2000**, *34*, 5295 - 5302.
- (4) Turnipseed, A. A.; Barone, S. B.; Ravishankara, A. R. Reactions of CH₃S and CH₃SOO with O₃, NO₂, and NO. *J. Phys. Chem.* **1993**, *97*, 5926-5934.
- (5) Tyndall, G. S.; Ravishankara, A. R. Kinetics of the reaction of CH₃S with O₃ at 298 K. *J. Phys. Chem.* **1989**, *93*, 4707-4710.

I100. CH₃S + NO. The upper limit for the bimolecular reaction between CH₃S and NO is based on estimates by Balla et al.,¹ who conducted a temperature dependence study of the termolecular reaction.

(Table: 92-20, Note: 92-20, Evaluated: 92-20) [Back to Table](#)

- (1) Balla, R. J.; Nelson, H. H.; McDonald, J. R. Kinetics of the reaction of CH₃S with NO, NO₂ and O₂. *Chem. Phys.* **1986**, *109*, 101-107.

I101. CH₃S + NO₂. The recommendation for k(298 K) is the average of room temperature rate constants reported by Tyndall and Ravishankara,⁶ Domine et al.,³ Turnipseed et al.,⁵ Martinez et al.,⁴ and Chang et al.² The recommendation for E/R is the average of values reported by Turnipseed et al., Martinez et al., and Chang et al. An earlier study by Balla et al.¹ appears to have been affected by secondary reactions resulting from high radical concentrations. Tyndall and Ravishankara determined the NO yield to be (80 ± 20)%. Together with the unity yield of CH₃SO obtained by Domine et al., this implies that the primary reaction channel is as written.

(Table: 06-2, Note: 06-2, Evaluated: 06-2) [Back to Table](#)

- (1) Balla, R. J.; Nelson, H. H.; McDonald, J. R. Kinetics of the reaction of CH₃S with NO, NO₂ and O₂. *Chem. Phys.* **1986**, *109*, 101-107.
- (2) Chang, P.-F.; Wang, T. T.; Niann, S. W.; Hwang, Y.-L.; Lee, Y.-P. Temperature dependence of rate coefficients of reactions of NO₂ with CH₃S and C₂H₅S. *J. Phys. Chem. A* **2000**, *104*, 5525-5529, doi:10.1021/jp000294a.
- (3) Domine, F.; Murrells, T. P.; Howard, C. J. Kinetics of the reactions of NO₂ with CH₃S, CH₃SO, CH₃SS, and CH₃SSO at 297 K and 1 Torr. *J. Phys. Chem.* **1990**, *94*, 5839-5847.
- (4) Martinez, E.; Albaladejo, A.; Jiminez, E.; Notario, A.; Aranda, A. Kinetics of the reaction of CH₃S with NO₂ as a function of temperature. *Chem. Phys. Lett.* **1999**, *308*, 37-44.
- (5) Turnipseed, A. A.; Barone, S. B.; Ravishankara, A. R. Reactions of CH₃S and CH₃SOO with O₃, NO₂, and NO. *J. Phys. Chem.* **1993**, *97*, 5926-5934.
- (6) Tyndall, G. S.; Ravishankara, A. R. Kinetics and mechanism of the reactions of CH₃S with O₂ and NO₂ at 298 K. *J. Phys. Chem.* **1989**, *93*, 2426-2435.

I102. CH₃S + CO. The recommendation is based on the study of Koch et al.,¹ who generated CH₃S by laser flash photolysis of CH₃SSCH₃ and monitored the loss of CH₃S by laser induced fluorescence. The rate of loss of CH₃S was found to be independent of [CO] up to levels of approximately 10¹⁷ molecules cm⁻³. No enhancement of the CH₃S loss rate was observed when O₂ was added to the reaction mixture, confirming that CH₃SOO is also unreactive toward CO. Electronic structure calculations are consistent with experimental observations, suggesting that there is a significant barrier (~12 kJ mol⁻¹) to formation of a very weakly bound (~9 kJ mol⁻¹) CH₃S-CO adduct.

(New Entry) [Back to Table](#)

- (1) Koch, L. C.; Marshall, P.; Ravishankara, A. R. An investigation of the reaction of CH₃S with CO. *J. Phys. Chem. A* **2004**, *108*, 5205-5212, doi:10.1021/jp049193t.

I103. CH₃S + Br₂. The recommendation is based on the study of Nicovich et al.,¹ who coupled laser flash photolysis of Br₂/CH₃SH/H₂/N₂ mixtures with resonance fluorescence detection of Br atoms to monitor the kinetics of Br approach to steady state (Br + CH₃SH → CH₃S + HBr; CH₃S + Br₂ → CH₃SBr + Br). The recommended uncertainty is larger than estimated by Nicovich et al. to reflect the slightly indirect nature of the rate constant determination and the lack of a confirming study.

(New Entry) [Back to Table](#)

- (1) Nicovich, J. M.; Kreutter, K. D.; van Dijk, C. A.; Wine, P. H. Temperature dependent kinetics studies of the reactions $\text{Br}(\text{}^2\text{P}_{3/2}) + \text{H}_2\text{S} \leftrightarrow \text{SH} + \text{HBr}$ and $\text{Br}(\text{}^2\text{P}_{3/2}) + \text{CH}_3\text{SH} \leftrightarrow \text{CH}_3\text{S} + \text{HBr}$. Heats of formation of SH and CH_3S radicals. *J. Phys. Chem.* **1992**, *96*, 2518-2528.

I104. $\text{CH}_2\text{SH} + \text{O}_2$. This recommended value for $k(298\text{ K})$ is the average of the rate constants obtained by Rahman et al.² in a fast flow mass spectrometry system and Anastasi et al.¹ using a pulse radiolysis – kinetic absorption apparatus. The value of Anastasi et al. is nearly twice that of Rahman et al. It is difficult at present to indicate a preference for the results of one study over the other, and the value of $f(298\text{ K})$ has been chosen to reflect this uncertainty. Since this is a fast bimolecular reaction, one would expect the products to be $\text{HO}_2 + \text{CH}_2\text{S}$, by analogy with the reaction between CH_2OH and O_2 .
(Table: 94-26, Note: 94-26, Evaluated: 94-26) [Back to Table](#)

- (1) Anastasi, C.; Broomfield, M.; Nielsen, O. J.; Pagsberg, P. Kinetics and mechanisms of the reactions of CH_2SH radicals with O_2 , NO, and NO_2 . *J. Phys. Chem.* **1992**, *96*, 696-701.
(2) Rahman, M. M.; Becker, E.; Wille, U.; Schindler, R. N. Determination of rate constants for the reactions of the CH_2SH radical with O_2 , O_3 , and NO_2 at 298 K. *Ber. Bunsenges. Phys. Chem.* **1992**, *96*, 783-787.

I105. $\text{CH}_2\text{SH} + \text{O}_3$. The recommended value of $k(298\text{ K})$ comes from the study by Rahman et al.¹ using fast flow mass spectrometry. The uncertainty factor reflects the absence of any confirming investigations.
(Table: 94-26, Note: 94-26, Evaluated: 94-26) [Back to Table](#)

- (1) Rahman, M. M.; Becker, E.; Wille, U.; Schindler, R. N. Determination of rate constants for the reactions of the CH_2SH radical with O_2 , O_3 , and NO_2 at 298 K. *Ber. Bunsenges. Phys. Chem.* **1992**, *96*, 783-787.

I106. $\text{CH}_2\text{SH} + \text{NO}$. The recommended value of $k(298\text{ K})$ comes from the study by Anastasi et al.¹ using a pulse radiolysis kinetic absorption apparatus. The uncertainty factor reflects the absence of any confirming investigations.
(Table: 94-26, Note: 94-26, Evaluated: 94-26) [Back to Table](#)

- (1) Anastasi, C.; Broomfield, M.; Nielsen, O. J.; Pagsberg, P. Kinetics and mechanisms of the reactions of CH_2SH radicals with O_2 , NO, and NO_2 . *J. Phys. Chem.* **1992**, *96*, 696-701.

I107. $\text{CH}_2\text{SH} + \text{NO}_2$. The recommended value for $k(298\text{ K})$ is an average of the rate constants obtained by Rahman et al.² in a fast flow mass spectrometry system and by Anastasi et al.,¹ using a pulse radiolysis kinetic absorption apparatus. The value of Rahman et al. is nearly twice that of Anastasi et al. It is difficult to indicate a preference for the results of one study over the other, and the value of $f(298\text{ K})$ has been chosen to reflect this uncertainty.
(Table: 94-26, Note: 94-26, Evaluated: 94-26) [Back to Table](#)

- (1) Anastasi, C.; Broomfield, M.; Nielsen, O. J.; Pagsberg, P. Kinetics and mechanisms of the reactions of CH_2SH radicals with O_2 , NO, and NO_2 . *J. Phys. Chem.* **1992**, *96*, 696-701.
(2) Rahman, M. M.; Becker, E.; Wille, U.; Schindler, R. N. Determination of rate constants for the reactions of the CH_2SH radical with O_2 , O_3 , and NO_2 at 298 K. *Ber. Bunsenges. Phys. Chem.* **1992**, *96*, 783-787.

I108. $\text{CH}_3\text{SO} + \text{O}_3$. The recommended value for $k(298\text{ K})$ is an average of values reported by Domine et al.² and Borissenko et al.¹ It is supported by the study of Tyndall and Ravishankara,³ in which the rate constant was derived from a complex analysis of the $\text{CH}_3\text{S} + \text{O}_3$ reaction system. Borissenko et al. measured the rate constant relative to the rate constant for the $\text{CH}_3\text{SO} + \text{NO}_2$ reaction; they report that the $\text{CH}_3\text{SO} + \text{NO}_2$ rate constant is greater by a factor of 47. Domine et al. place the direct yield of CH_2SO at approximately 10% and that of CH_3S at 13% at low pressure. Borissenko et al. report that the SO_2 yield is near unity in 100–600 Torr N_2 .
(Table: 06-2, Note: 06-2, Evaluated: 06-2) [Back to Table](#)

- (1) Borissenko, D.; Kukui, A.; Laverdet, G.; Le Bras, G. Experimental study of SO_2 formation in the reactions of CH_3SO radical with NO_2 and O_3 in relation with the atmospheric oxidation mechanism of dimethyl sulfide. *J. Phys. Chem. A* **2003**, *107*, 1155-1161, doi:10.1021/jp021701g.
(2) Domine, F.; Ravishankara, A. R.; Howard, C. J. Kinetics and mechanisms of the reactions of CH_3S , CH_3SO , and CH_3SS with O_3 at 300 K and low pressures. *J. Phys. Chem.* **1992**, *96*, 2171-2178.

- (3) Tyndall, G. S.; Ravishankara, A. R. Kinetics of the reaction of CH₃S with O₃ at 298 K. *J. Phys. Chem.* **1989**, *93*, 4707-4710.

I109. CH₃SO + NO₂. This recommendation is based on the direct measurements of Domine et al.² The results are supported by somewhat less direct measurements of Tyndall and Ravishankara,⁶ Mellouki et al.,⁵ and Kukui et al.³ The results of Kukui et al. suggest a small negative activation energy, but their data set is not extensive enough to warrant a recommendation for E/R without independent confirmation. Borissenko et al.¹ report that the SO₂ yield drops from ~0.4 in 100 Torr N₂ to ~0.25 in 660 Torr N₂. A detailed theoretical singlet potential energy surface has been reported by Lesar.⁴

(Table: 06-2, Note: 15-10, Evaluated: 06-2) [Back to Table](#)

- (1) Borissenko, D.; Kukui, A.; Laverdet, G.; Le Bras, G. Experimental study of SO₂ formation in the reactions of CH₃SO radical with NO₂ and O₃ in relation with the atmospheric oxidation mechanism of dimethyl sulfide. *J. Phys. Chem. A* **2003**, *107*, 1155-1161, doi:10.1021/jp021701g.
- (2) Domine, F.; Murrells, T. P.; Howard, C. J. Kinetics of the reactions of NO₂ with CH₃S, CH₃SO, CH₃SS, and CH₃SSO at 297 K and 1 Torr. *J. Phys. Chem.* **1990**, *94*, 5839-5847.
- (3) Kukui, A.; Bossoutrot, V.; Laverdet, G.; Le Bras, G. Mechanism of the reaction of CH₃SO with NO₂ in relation to atmospheric oxidation of dimethyl sulfide: Experimental and theoretical study. *J. Phys. Chem. A* **2000**, *104*, 935-946, doi:10.1021/jp993158i.
- (4) Lesar, A. Product channels in the reaction of the CH₃SO radical with NO₂: DFT and ab initio studies. *Int. J. Quant. Chem.* **2011**, *112*, 1904-1912, doi:10.1002/qua.23154.
- (5) Mellouki, A.; Jourdain, J. L.; Le Bras, G. Discharge flow study of the CH₃S + NO₂ reaction mechanism using Cl + CH₃SH as the CH₃S source. *Chem. Phys. Lett.* **1988**, *148*, 231-236.
- (6) Tyndall, G. S.; Ravishankara, A. R. Kinetics and mechanism of the reactions of CH₃S with O₂ and NO₂ at 298 K. *J. Phys. Chem.* **1989**, *93*, 2426-2435.

I110. CH₃SOO + O₃, CH₃SOO + NO, CH₃SOO + NO₂. These recommendations are based on the experiments of Turnipseed et al.¹ in which CH₃S was monitored by laser induced fluorescence in equilibrium with CH₃SOO. The upper limit for the O₃ reaction was determined from experiments at 227 K. The results for the NO and NO₂ reactions were independent of temperature over the ranges 227–256 K and 227–246 K, respectively. The uncertainties placed on these recommendations have been increased over those estimated by the authors to reflect the absence of any confirming investigations.

(Table: 94-26, Note: 94-26, Evaluated: 94-26) [Back to Table](#)

- (1) Turnipseed, A. A.; Barone, S. B.; Ravishankara, A. R. Reactions of CH₃S and CH₃SOO with O₃, NO₂, and NO. *J. Phys. Chem.* **1993**, *97*, 5926-5934.

I111. CH₃SO₂ + NO₂. This recommendation is based on the study by Ray et al.¹ using a discharge flow reactor equipped with laser induced fluorescence and mass spectrometric detection. The CH₃SO₂ was produced by the sequential oxidation of CH₃S and CH₃SO by NO₂ and is to be differentiated from the weakly bound adduct, CH₃SOO, formed by the reaction of CH₃S with O₂ at low temperature (Turnipseed et al.²). The uncertainty limit on the rate constant has been increased over that given by the authors to reflect the absence of any confirming investigation. However, some additional support for this recommendation does come from the study of the CH₃S + NO₂ reaction by Tyndall and Ravishankara.³ These authors observed fluorescence from a product species tentatively identified as CH₃SO₂, produced by the reaction of CH₃SO with NO₂. Computer simulation of the rise and fall of the fluorescence signal yielded an approximate rate constant value for the reaction CH₃SO₂ + NO₂ of 7.0×10^{-12} cm³ molecule⁻¹ s⁻¹. However, an unambiguous differentiation between the production and disappearance rate constants was not possible.

(Table: 97-4, Note: 97-4, Evaluated: 97-4) [Back to Table](#)

- (1) Ray, A.; Vassalli, I.; Laverdet, G.; Le Bras, G. Kinetics of the thermal decomposition of the CH₃SO₂ radical and its reaction with NO₂ at 1 Torr and 298 K. *J. Phys. Chem.* **1996**, *100*, 8895-8900, doi:10.1021/jp9600120.
- (2) Turnipseed, A. A.; Barone, S. B.; Ravishankara, A. R. Reactions of CH₃S and CH₃SOO with O₃, NO₂, and NO. *J. Phys. Chem.* **1993**, *97*, 5926-5934.
- (3) Tyndall, G. S.; Ravishankara, A. R. Kinetics and mechanism of the reactions of CH₃S with O₂ and NO₂ at 298 K. *J. Phys. Chem.* **1989**, *93*, 2426-2435.

I112. CH₃SCH₂ + NO₃. The recommended value for k(298 K) is based on the experiments of Butkovskaya and Le Bras.¹ The uncertainty factor reflects the absence of any confirming investigation.

(Table: 94-26, Note: 94-26, Evaluated: 94-26) [Back to Table](#)

- (1) Butkovskaya, N. I.; Le Bras, G. Mechanism of the $\text{NO}_3 + \text{DMS}$ reaction by discharge flow mass spectrometry. *J. Phys. Chem.* **1994**, *98*, 2582-2591, doi:10.1021/j100061a014.

I113. $\text{CH}_3\text{SCH}_2\text{O}_2 + \text{NO}$. The recommended 298 K rate constant is based on the experiments of Urbanski et al.,² which are less impacted by secondary chemistry complications than the experiments of Wallington et al.³ or Turnipseed et al.;¹ the error limits are chosen to encompass the rate constants reported in all three studies. The E/R value is taken from Urbanski et al., who report the only available temperature dependence data. The recommended value for the parameter g is larger than reported by Urbanski et al. pending independent confirmation of their result. Theoretical work by Wu et al.⁴ suggests that isomerization of $\text{CH}_3\text{SCH}_2\text{O}_2$ to $\text{CH}_2\text{SCH}_2\text{OOH}$ can compete with $\text{CH}_3\text{SCH}_2\text{O}_2$ bimolecular reactions with NO, HO_2 , and RO_2 under tropospheric conditions. Urbanski et al. observed that the reaction produces formaldehyde (H_2CO) with unit yield, suggesting that the $\text{CH}_3\text{SCH}_2\text{O}$ product rapidly decomposes to $\text{CH}_3\text{S} + \text{H}_2\text{CO}$.

(Table: 06-2, Note: 15-10, Evaluated: 06-2) [Back to Table](#)

- (1) Turnipseed, A. A.; Barone, S. B.; Ravishankara, A. R. Reaction of OH with dimethyl sulfide. 2. Products and mechanisms. *J. Phys. Chem.* **1996**, *100*, 14703-14713.
- (2) Urbanski, S. P.; Stickel, R. E.; Zhao, Z.; Wine, P. H. Mechanistic and kinetic study of formaldehyde production in the atmospheric oxidation of dimethyl sulfide. *J. Chem. Soc. Faraday Trans.* **1997**, *93*, 2813-2819.
- (3) Wallington, T. J.; Ellermann, T.; Nielsen, O. J. Atmospheric chemistry of dimethyl sulfide: UV spectra and self-reaction kinetics of CH_3SCH_2 and $\text{CH}_3\text{SCH}_2\text{O}_2$ radicals and kinetics of the reactions $\text{CH}_3\text{SCH}_2 + \text{O}_2 \rightarrow \text{CH}_3\text{SCH}_2\text{O}_2 + \text{NO}$ and $\text{CH}_3\text{SCH}_2\text{O}_2 + \text{NO} \rightarrow \text{CH}_3\text{SCH}_2\text{O} + \text{NO}_2$. *J. Phys. Chem.* **1993**, *97*, 8442-8449.
- (4) Wu, R.; Wang, S.; Wang, L. New mechanism for the atmospheric oxidation of dimethyl sulfide. The importance of intramolecular hydrogen shift in a $\text{CH}_3\text{SCH}_2\text{OO}$ radical. *J. Phys. Chem. A* **2015**, *119*, 112-117, doi:10.1021/jp511616j.

I114. $\text{CH}_3\text{SCH}_2\text{O}_2 + \text{CH}_3\text{SCH}_2\text{O}_2$. The recommended 298 K rate constant is the average of values reported by Wallington et al.² using a pulse radiolysis UV absorption technique and Urbanski et al.¹ using a laser flash photolysis tunable diode laser absorption technique. Urbanski et al. observed that the reaction produces formaldehyde with unit yield, suggesting that the dominant reaction pathway is $2 \text{CH}_3\text{SCH}_2\text{O}_2 \rightarrow 2 \text{CH}_3\text{SCH}_2\text{O} + \text{O}_2$ ($\text{CH}_3\text{SCH}_2\text{O}$ rapidly decomposes to $\text{CH}_3\text{S} + \text{H}_2\text{CO}$).

(Table 06-02, Note 06-02, Evaluated: 06-2) [Back to Table](#)

- (1) Urbanski, S. P.; Stickel, R. E.; Zhao, Z.; Wine, P. H. Mechanistic and kinetic study of formaldehyde production in the atmospheric oxidation of dimethyl sulfide. *J. Chem. Soc. Faraday Trans.* **1997**, *93*, 2813-2819.
- (2) Wallington, T. J.; Ellermann, T.; Nielsen, O. J. Atmospheric chemistry of dimethyl sulfide: UV spectra and self-reaction kinetics of CH_3SCH_2 and $\text{CH}_3\text{SCH}_2\text{O}_2$ radicals and kinetics of the reactions $\text{CH}_3\text{SCH}_2 + \text{O}_2 \rightarrow \text{CH}_3\text{SCH}_2\text{O}_2 + \text{NO}$ and $\text{CH}_3\text{SCH}_2\text{O}_2 + \text{NO} \rightarrow \text{CH}_3\text{SCH}_2\text{O} + \text{NO}_2$. *J. Phys. Chem.* **1993**, *97*, 8442-8449.

I115. $\text{CH}_3\text{SS} + \text{O}_3$. The recommended is value for k(298 K) is based on the discharge flow photoionization mass spectrometry study by Domine et al.¹ The uncertainty factor reflects the absence of any confirming investigations. The rate constant ratio for the reactions of CH_3SS with O_3 and NO_2 is consistent with the rate constant ratio for the corresponding CH_3S reactions.

(Table: 92-20, Note: 92-20, Evaluated: 92-20) [Back to Table](#)

- (1) Domine, F.; Ravishankara, A. R.; Howard, C. J. Kinetics and mechanisms of the reactions of CH_3S , CH_3SO , and CH_3SS with O_3 at 300 K and low pressures. *J. Phys. Chem.* **1992**, *96*, 2171-2178.

I116. $\text{CH}_3\text{SS} + \text{NO}_2$; $\text{CH}_3\text{SSO} + \text{NO}_2$. The recommended values for k(298 K) are based on the discharge flow photoionization mass spectrometry study by Domine et al.¹ The rate constant ratio for these two reactions agrees with that observed for reactions of other RS/RSO radicals with NO_2 . The assigned uncertainties reflect this agreement but acknowledge the absence of any confirming investigation. In the Domine et al. study, CH_3SSO was produced by reacting away all CH_3SS with high NO_2 concentrations. Thus, as expected, O atom transfer may be the primary channel in the CH_3SS reaction.

(Table: 92-20, Note: 92-20, Evaluated: 92-20) [Back to Table](#)

- (1) Domine, F.; Murrells, T. P.; Howard, C. J. Kinetics of the reactions of NO_2 with CH_3S , CH_3SO , CH_3SS , and CH_3SSO at 297 K and 1 Torr. *J. Phys. Chem.* **1990**, *94*, 5839-5847.

1.14.3 Bibliography – SO_x Reactions

- Abbatt, J. P. D.; Fentner, F. F.; Anderson, J. G. High-pressure discharge flow kinetics study of OH + CH₃SCH₃, CH₃SSCH₃ → products from 297 to 368 K. *J. Phys. Chem.* **1992**, *96*, 1780-1785.
- Albu, M.; Barnes, I.; Becker, K. H.; Patroescu-Klotz, I.; Mocannu, R.; Benter, T. Rate coefficients for the gas-phase reaction of OH radicals with dimethyl sulfide: temperature and O₂ partial pressure dependence. *Phys. Chem. Chem. Phys.* **2006**, *8*, 728-736, doi:10.1039/b512536g.
- Anastasi, C.; Broomfield, M.; Nielsen, O. J.; Pagsberg, P. Kinetics and mechanisms of the reactions of CH₂SH radicals with O₂, NO, and NO₂. *J. Phys. Chem.* **1992**, *96*, 696-701.
- Aranda, A.; Diaz de Mera, Y.; Rodríguez, D.; Salgado, S.; Martinez, E. Kinetic and products of the BrO + CH₃SH reaction: Temperature and pressure dependence. *Chem. Phys. Lett.* **2002**, *357*, 471-476.
- Arsene, C.; Barnes, I.; Becker, K. H.; Benter, T. Gas-phase reaction of Cl with dimethyl sulfide: Temperature and oxygen partial pressure dependence of the rate coefficient. *Int. J. Chem. Kinet.* **2005**, *37*, 66-73, doi:10.1002/kin.20051.
- Arsene, C.; Barnes, I.; Becker, K. H.; Schneider, W. F.; Wallington, T. J.; Mihalopoulos, N.; Patroescu-Klotz, J. V. Formation of methane sulfinic acid in the gas-phase OH-radical initiated oxidation of dimethyl sulfoxide. *Environ. Sci. Technol.* **2002**, *36*, 5155-5163, doi:10.1021/es020035u.
- Asatryan, R.; Bozzelli, J. W. Formation of a Criegee intermediate in the low-temperature oxidation of dimethyl sulfoxide. *Phys. Chem. Chem. Phys.* **2008**, *10*, 1769-1780, doi:10.1039/b716179d.
- Atkinson, R.; Aschmann, S. M.; Pitts, J. N., Jr. Kinetics of the reaction of NO₃ radicals with CH₃SSCH₃. *J. Geophys. Res.* **1988**, *93*, 7125-7126.
- Atkinson, R.; Perry, R. A.; Pitts, J. N., Jr. Rate constants for the reaction of the OH radical with CH₃SH and CH₃NH₂ over the temperature range 299-426 °K. *J. Chem. Phys.* **1977**, *66*, 1578-1581.
- Atkinson, R.; Perry, R. A.; Pitts Jr., J. N. Rate constants for the reaction of OH radicals with COS, CS₂ and CH₃SCH₃ over the temperature range 299-430 K. *Chem. Phys. Lett.* **1978**, *54*, 14-18.
- Atkinson, R.; Pitts, J. N., Jr.; Aschmann, S. M. Tropospheric reactions of dimethyl sulfide with NO₃ and OH radicals. *J. Phys. Chem.* **1984**, *88*, 1584-1587.
- Balla, R. J.; Nelson, H. H.; McDonald, J. R. Kinetics of the reaction of CH₃S with NO, NO₂ and O₂. *Chem. Phys.* **1986**, *109*, 101-107.
- Ballester, M. Y.; Varandas, A. J. C. Double many-body expansion potential energy surface for ground state HSO₂. *Phys. Chem. Chem. Phys.* **2005**, *7*, 2305-2317, doi:10.1039/b500990a.
- Ballesteros, B., N. R. Jensen, and J. Hjorth FT-IR study of the kinetics and products of the reactions of dimethylsulphide, dimethylsulphoxide and dimethylsulphone with Br and BrO. *J. Atmos. Chem.* **2002**, *43*, 135-150.
- Barnes, I.; Bastian, V.; Becker, K. H.; Fink, E. H.; Nelsen, W. Oxidation of sulphur compounds in the atmosphere: I. Rate constants of OH radical reactions with sulphur dioxide, hydrogen sulphide, aliphatic thiols and thiophenol. *J. Atmos. Chem.* **1986**, *4*, 445-466.
- Barnes, I.; Bastian, V.; Becker, K. H.; Martin, D. In *Biogenic Sulfur in the Environment*; ACS Symp. Ser, 1989; Vol. 393; pp 476-488.
- Barnes, I.; Bastian, V.; Becker, K. H.; Overath, R. D. Kinetic studies of the reactions of IO, BrO, and ClO with dimethylsulfide. *Int. J. Chem. Kinet.* **1991**, *23*, 579-591.
- Barnes, I.; Becker, K. H.; Carlier, P.; Mouvier, G. FTIR study of the DMS/NO₂/I₂/N₂ photolysis system: The reaction of IO radicals with DMS. *Int. J. Chem. Kinet.* **1987**, *19*, 489-501.
- Barnes, I.; Becker, K. H.; Fink, E. H.; Reimer, A.; Zabel, F.; Niki, H. Rate constant and products of the reaction CS₂ + OH in the presence of O₂. *Int. J. Chem. Kinet.* **1983**, *15*, 631-645.
- Barnes, I.; Becker, K. H.; Mihalopoulos, N. An FTIR product study of the photooxidation of dimethyl disulfide. *J. Atmos. Chem.* **1994**, *18*, 267-289.
- Barnes, I.; Becker, K. H.; Patroescu, I. The tropospheric oxidation of dimethyl sulfide: A new source of carbonyl sulfide. *Geophys. Res. Lett.* **1994**, *21*, 2389-2392.
- Barnes, I.; Becker, K. H.; Patroescu, I. FTIR product study of the OH initiated oxidation of dimethyl sulphide: Observation of carbonyl sulphide and dimethyl sulphoxide. *Atmos. Environ.* **1996**, *30*, 1805-1814.
- Barone, S. B.; Turnipseed, A. A.; Ravishankara, A. R. Reaction of OH with dimethyl sulfide (DMS). 1. Equilibrium constant for OH + DMS reaction and the kinetics of the OH•DMS + O₂ reaction. *J. Phys. Chem.* **1996**, *100*, 14694-14702.
- Becker, K. H.; Inocencio, M. A.; Schurath, U. The reaction of ozone with hydrogen sulfide and its organic derivatives. *Int. J. Chem. Kinet.* **1975**, *Symp. 1*, 205-220.
- Bedjanian, Y.; Poulet, G.; Le Bras, G. Kinetic study of the reaction of BrO radicals with dimethylsulfide. *Int. J. Chem. Kinet.* **1996**, *28*, 383-389.
- Bida, G. T.; Breckenridge, W. H.; Kolln, W. S. A kinetic study of the very fast reaction: O(³P) + CS → CO⁺ + S(³P). *J. Chem. Phys.* **1976**, *64*, 3296-3302.

- Biermann, H. W.; Harris, G. W.; Pitts, J. N., Jr. Photoionization mass spectrometer studies of the collisionally stabilized product distribution in the reaction of OH radicals with selected alkenes at 298 K. *J. Phys. Chem.* **1982**, *86*, 2958-2964.
- Black, G. Reactions of HS with NO and NO₂ at 298 K. *J. Chem. Phys.* **1984**, *80*, 1103-1107.
- Black, G.; Jusinski, L. E. Laser-induced fluorescence studies of the CH₃S radical. *J. Chem. Soc. Faraday Trans. 2* **1986**, *86*, 2143-2151.
- Black, G.; Jusinski, L. E.; Slinger, T. G. Rate coefficients for CS reactions with O₂, O₃ and NO₂ at 298 K. *Chem. Phys. Lett.* **1983**, *102*, 64-68.
- Black, G.; Sharpless, R. L.; Slinger, T. G. Rate coefficients at 298 K for SO reactions with O₂, O₃, and NO₂. *Chem. Phys. Lett.* **1982**, *90*, 55-58.
- Black, G.; Sharpless, R. L.; Slinger, T. G. Rate coefficients for SO reactions with O₂ and O₃ over the temperature range 230 to 420 K. *Chem. Phys. Lett.* **1982**, *93*, 598-602.
- Blitz, M. A.; McKee, K. W.; Pilling, M. J. Temperature dependence of the reaction of OH and SO. *Proc. Combust. Inst.* **2000**, *28*, 2491-2497.
- Borissenko, D.; Kukui, A.; Laverdet, G.; Le Bras, G. Experimental study of SO₂ formation in the reactions of CH₃SO radical with NO₂ and O₃ in relation with the atmospheric oxidation mechanism of dimethyl sulfide. *J. Phys. Chem. A* **2003**, *107*, 1155-1161, doi:10.1021/jp021701g.
- Braithwaite, M.; Leone, S. R. Laser-initiated chemical reactions: Cl + H₂S → HCl + HS: Rate constant, product energy distribution, and direct detection of a chain mechanism. *J. Chem. Phys.* **1978**, *69*, 839-845.
- Breckenridge, W. H.; Miller, T. A. Kinetic study by EPR of the production and decay of SO(¹Δ) in the reaction of O₂(¹Δ_g) with SO(³Σ⁻). *J. Chem. Phys.* **1972**, *56*, 465-474.
- Brunning, J.; Stief, L. J. Kinetic studies of the reaction of the SO radical with NO₂ and ClO from 210 to 363 K. *J. Chem. Phys.* **1986**, *84*, 4371-4377.
- Brunning, J.; Stief, L. J. Rate constant for the reaction SO + BrO → SO₂ + Br. *J. Chem. Phys.* **1986**, *85*, 2591-2594.
- Bulatov, V. P.; Kozliner, M. Z.; Sarkisov, O. M. Determination of rate constants for the reactions of SH + NO₂ → HSO + NO and HSO + NO₂ → products. *Khim. Fiz.* **1984**, *3*, 1300-1305.
- Bulatov, V. P.; Kozliner, M. Z.; Sarkisov, O. M. Reactions of SH and HSO radicals with nitrogen oxide. *Khim. Fiz.* **1985**, *4*, 1353-1357.
- Bulatov, V. P.; Sarkisov, O. M.; Kozliner, M. Z.; Ergorov, V. G. Mechanism of hydrogen sulfide photooxidation in atmosphere. *Khim. Fiz.* **1986**, *5*, 1031-1036.
- Bulatov, V. P.; Vereschchuk, S. I.; Dzegilenko, F. N.; Sarkisov, O. M.; Khabarov, V. N. Photooxidative conversion of H₂S in the presence of O₂ and NO₂. *Khim. Fiz.* **1990**, *9*, 1214-1223.
- Burrows, J. P.; Cliff, D. I.; Harris, G. W.; Thrush, B. A.; Wilkinson, J. P. T. Atmospheric reactions of the HO₂ radical studied by laser magnetic-resonance spectroscopy. *Proc. Roy. Soc. Lond. A.* **1979**, *368*, 463-481.
- Burrows, J. P.; Tyndall, G. S.; Moortgat, G. K. Absorption spectrum of NO₃ and kinetics of the reactions of NO₃ with NO₂, Cl, and several stable atmospheric species at 298 K. *J. Phys. Chem.* **1985**, *89*, 4848-4856.
- Butkovskaya, N. I.; Le Bras, G. Mechanism of the NO₃ + DMS reaction by discharge flow mass spectrometry. *J. Phys. Chem.* **1994**, *98*, 2582-2591, doi:10.1021/j100061a014.
- Butkovskaya, N. I.; Poulet, G.; Le Bras, G. Discharge flow study of the reactions of chlorine and fluorine atoms with dimethyl sulfide. *J. Phys. Chem.* **1995**, *99*, 4536-4543.
- Butkovskaya, N. I.; Setser, D. W. Chemical dynamics of the OH and OD radical reactions with H₂S, CH₃SCH₃, and CH₃SH studied by infrared chemiluminescence. *J. Phys. Chem. A* **1998**, *102*, 6395-6405.
- Butkovskaya, N. I.; Setser, D. W. Mechanism for the reaction of hydroxyl radicals with dimethyl disulfide. *Chem. Phys. Lett.* **1999**, *312*, 37-44.
- Butkovskaya, N. I.; Setser, D. W. Product branching fractions and kinetic isotope effects for the reactions of OH and OD radicals with CH₃SH and CH₃SD. *J. Phys. Chem. A* **1999**, *103*, 6921-6929.
- Callear, A. B.; Hedges, R. E. M. Flash spectroscopy with mercury resonance radiation Part 1.-An experimental method with microwave-pulse excitation. *Trans. Faraday Soc.* **1970**, *66*, 605-614.
- Callear, A. B.; Smith, I. W. M. Measurement of the rate parameters for reaction of O(²3P) with carbon disulphide and olefines, by flash spectroscopy. *Nature* **1967**, *213*, 382-383.
- Canosa-Mas, C.; Smith, S. J.; Toby, S.; Wayne, R. P. Reactivity of the nitrate radical towards alkynes and some other molecules. *J. Chem. Soc. Faraday Trans. 2* **1988**, *84*, 247-262.
- Cantrell, C. A.; Davidson, J. A.; Shetter, R. E.; Anderson, B. A.; Calvert, J. G. The temperature invariance of the NO₃ absorption cross section in the 662-nm region. *J. Phys. Chem.* **1987**, *91*, 5858-5863, doi:10.1021/j100307a009.
- Cao, J.; Wang, W.; Zhang, Y.; Wang, W.; Zhang, T.; Lv, J.; Li, C. Computational study on the reaction of CH₃SCH₂CH₃ with OH radical: mechanism and enthalpy of formation. *Theor. Chem. Acc.* **2011**, *129*, 771-780, doi:10.1007/s00214-011-0934-8.
- Castleman, A. W.; Davis, R. E.; Munkelwitz, H. R.; Tang, I. N.; Wood, W. P. Kinetics of association reactions pertaining to H₂SO₄ aerosol formation. *Int. J. Chem. Kinet. Symp. 1*, **1975**, *1*, 629-640.

- Chang, P.-F.; Wang, T. T.; Niann, S. W.; Hwang, Y.-L.; Lee, Y.-P. Temperature dependence of rate coefficients of reactions of NO₂ with CH₃S and C₂H₅S. *J. Phys. Chem. A* **2000**, *104*, 5525-5529, doi:10.1021/jp000294a.
- Chen, K. S.; Cheng, S. S.; Lee, Y. P. Reaction dynamics of Cl + H₂S: Rotational and vibrational distribution of HCl probed with time-resolved Fourier-transform spectroscopy. *J. Chem. Phys.* **2003**, *119*, 4229-4236, doi:10.1063/1.1592508.
- Chen, X.; Wu, F.; Weiner, B. R. Internal energy distributions of the SO(X ³Σ⁻) product from the O(³P) + OCS reaction. *Chem. Phys. Lett.* **1995**, *247*, 313-320.
- Cheng, B.-M.; Lee, Y.-P. Rate constant of OH + OCS reaction over the temperature range 255-483 K. *Int. J. Chem. Kinet.* **1986**, *18*, 1303-1314.
- Chhantyal-Pun, R.; Davey, A.; Shallcross, D. E.; Percival, C. J.; Orr-Ewing, A. J. A kinetic study of the CH₂OO Criegee intermediate self-reaction, reaction with SO₂ and unimolecular reaction using cavity ring-down spectroscopy. *Phys. Chem. Chem. Phys.* **2015**, *17*, 3617-3626, doi:10.1039/c4cp04198d.
- Clemo, A. R.; Davidson, F. E.; Duncan, G. L.; Grice, R. Translational energy threshold functions for oxygen atom reactions. *Chem. Phys. Lett.* **1981**, *84*, 509-511.
- Clyne, M. A. A.; Halstead, C. J.; Thrush, B. A. The kinetics of elementary reactions involving the oxides of sulphur I. The nature of the sulphur dioxide afterglow. *Proc. Soc. London Ser. A.* **1966**, *295*, 355-362.
- Clyne, M. A. A.; MacRobert, A. J. Kinetic studies of free radical reactions by mass spectrometry. I. The reactions SO + NO₂ and ClO + NO. *Int. J. Chem. Kinet.* **1980**, *12*, 79-96.
- Clyne, M. A. A.; MacRobert, A. J. Kinetic studies of free radical reactions by mass spectrometry. II. The reactions of SO + ClO, SO + OClO and SO + BrO. *Int. J. Chem. Kinet.* **1981**, *13*, 187-197.
- Clyne, M. A. A.; MacRobert, A. J.; Murrells, T. P.; Stief, L. J. Kinetics of the reactions of atomic chlorine with H₂S, HS and OCS. *J. Chem. Soc. Faraday Trans. 2* **1984**, *80*, 877-886.
- Clyne, M. A. A.; Ono, Y. Determination of the rate constant of reaction of ground-state Cl and H atoms with H₂S using resonance fluorescence in a discharge flow. *Chem. Phys. Lett.* **1983**, *94*, 597-602.
- Clyne, M. A. A.; Townsend, L. W. Rate constant measurements for rapid reactions of ground state sulphur 3p⁴(³P₁) atoms. *Int. J. Chem. Kinet.* **1975**, *Symp. 1*, 73-84.
- Clyne, M. A. A.; Whitefield, P. D. Atomic resonance fluorescence for rate constants of rapid bimolecular reactions Part 7.-Sulphur atom reactions: S + O₂ → SO + O and S + NO₂ → SO + NO from 296 to 410 K. *J. Chem. Soc. Faraday Trans. 2* **1979**, *75*, 1327-1340.
- Cocks, A. T.; Fernando, R. P.; Fletcher, I. S. The gas-phase reaction of the methylperoxy radical with sulphur dioxide. *Atmos. Environ.* **1986**, *20*, 2359-2366.
- Cooper, W. F.; Hershberger, J. F. An infrared laser study of the O(³P) + CS₂ reaction. *J. Phys. Chem.* **1992**, *96*, 5405-5410.
- Cox, R. A.; Sheppard, D. Reactions of OH radicals with gaseous sulphur compounds. *Nature* **1980**, *284*, 330-331.
- Cupitt, L. T.; Glass, G. P. Reactions of SH with atomic oxygen and hydrogen. *Int. J. Chem. Kinet.* **1975**, *Symp. 1*, 39-50.
- Cvetanovic, R. J.; Singleton, D. L.; Irwin, R. S. Gas-phase reactions of O(³P) atoms with methanethiol, ethanethiol, methyl sulfide, and dimethyl disulfide. 2. Reaction products and mechanisms. *J. Am. Chem. Soc.* **1981**, *103*, 3530-3539, doi:10.1021/ja00402a046.
- Daubendiek, R. L.; Calvert, J. G. Study of N₂O₅-SO₂-O₃ reaction system. *Environ. Lett.* **1975**, *8*, 103-116.
- Davidson, F. E.; Clemo, A. R.; Duncan, G. L.; Browett, R. J.; Hobson, J. H.; Grice, R. Reactive scattering of a supersonic oxygen atom beam: O + H₂S. *Mol. Phys.* **1982**, *46*, 33-40.
- Davis, D. D.; Klemm, R. B.; Pilling, M. A flash photolysis-resonance fluorescence kinetics study of ground-state sulfur atoms I. Absolute rate parameters for reaction of S(³P) with O₂(³Σ). *Int. J. Chem. Kinet.* **1972**, *4*, 367-382.
- Davis, D. D.; Prusazcyk, J.; Dwyer, M.; Kim, P. A stop-flow time-of-flight mass spectrometry kinetics study. Reaction of ozone with nitrogen dioxide and sulfur dioxide. *J. Phys. Chem.* **1974**, *78*, 1775-1779.
- Daykin, E. P.; Wine, P. H. Rate of reaction of IO radicals with dimethylsulfide. *J. Geophys. Res.* **1990**, *95*, 18547-18553.
- Daykin, E. P.; Wine, P. H. A study of the reactions of NO₃ radicals with organic sulfides: Reactivity trend at 298 K. *Int. J. Chem. Kinet.* **1990**, *22*, 1083-1094.
- Diau, E. W.-G.; Lee, Y.-P. Kinetics of the reactions of CS₂OH with O₂, NO, and NO₂. *J. Phys. Chem.* **1991**, *95*, 7726-7732.
- Diaz-de-Mera, Y.; Aranda, A.; Rodriguez, D.; López, R.; Cabañas, B.; Martinez, E. Gas-phase reactions of chlorine atoms and ClO radicals with dimethyl sulfide. Rate coefficients and temperature dependences. *J. Phys. Chem. A* **2002**, *106*, 8627-8633, doi:10.1021/jp014570c.
- Dillon, T. J.; Horowitz, A.; Crowley, J. N. The atmospheric chemistry of sulphuryl fluoride, SO₂F₂. *Atmos. Chem. Phys.* **2008**, *8*, 1547-1557.

- Dillon, T. J.; Karunanandan, R.; Crowley, J. N. The reaction of IO with CH₃SCH₃: Products and temperature dependent rate coefficients by laser induced fluorescence. *Phys. Chem. Chem. Phys.* **2006**, *8*, 847-855, doi:10.1039/b514718b.
- Dlugokencky, E. J.; Howard, C. J. Laboratory studies of NO₃ radical reactions with some atmospheric sulfur compounds. *J. Phys. Chem.* **1988**, *92*, 1188-1193, doi:10.1021/j100316a036.
- Domine, F.; Murrells, T. P.; Howard, C. J. Kinetics of the reactions of NO₂ with CH₃S, CH₃SO, CH₃SS, and CH₃SSO at 297 K and 1 Torr. *J. Phys. Chem.* **1990**, *94*, 5839-5847.
- Domine, F.; Ravishankara, A. R. The yield of CH₃S from the reaction of OH with CH₃SSCH₃. *Int. J. Chem. Kinet.* **1992**, *24*, 943-951.
- Domine, F.; Ravishankara, A. R.; Howard, C. J. Kinetics and mechanisms of the reactions of CH₃S, CH₃SO, and CH₃SS with O₃ at 300 K and low pressures. *J. Phys. Chem.* **1992**, *96*, 2171-2178.
- Donovan, R. J.; Little, D. J. The rate of the reaction S(³P_J) + O₂. *Chem. Phys. Lett.* **1972**, *13*, 488-490.
- Du, L.; Xu, Y.; Ge, M.; Long, J.; Yao, L.; Wang, W. Rate constant of the gas phase reaction of dimethyl sulfide (CH₃SCH₃) with ozone. *Chem. Phys. Lett.* **2007**, *436*, 36-40, doi:10.1016/j.cplett.2007.01.025.
- Dyke, J. M.; Ghosh, M. V.; Goubet, M.; Lee, E. P. F.; Levita, G.; Miqueu, K.; Shallcross, D. E. A study of the atmospherically relevant reaction between molecular chlorine and dimethylsulfide (DMS): Establishing the reaction intermediate and measurement of absolute photoionization cross-sections. *Chem. Phys.* **2006**, *324*, 85-95, doi:10.1016/j.chemphys.2005.11.045.
- Dyke, J. M.; Ghosh, M. V.; Kinnison, D. J.; Levita, G.; Morris, A.; Shallcross, D. E. A kinetics and mechanistic study of the atmospherically relevant reaction between molecular chlorine and dimethyl sulfide (DMS). *Phys. Chem. Chem. Phys.* **2005**, *7*, 866-873, doi:10.1039/b415566a.
- Egsgaard, H.; Carlson, L.; Florencio, H.; Drewello, T.; Schwarz, H. Experimental evidence for the gaseous HSO₃ radical. The key intermediate in the oxidation of SO₂ in the atmosphere. *Chem. Phys. Lett.* **1988**, *148*, 537-540.
- Eibling, R. E.; Kaufman, M. Kinetics studies relevant to possible coupling between the stratospheric chlorine and sulfur cycles. *Atmos. Environ.* **1983**, *17*, 429-431.
- Ellingson, B. A.; Truhlar, D. G. Explanation of the unusual temperature dependence of the atmospherically important OH + H₂S → H₂O + HS reaction and prediction of the rate constant at combustion temperatures. *J. Am. Chem. Soc.* **2007**, *129*, 12765-12771, doi:10.1021/ja072538b.
- Enami, S.; Nakano, Y.; Hashimoto, S.; Kawasaki, M.; Aloisio, S.; Francisco, J. S. Reactions of Cl atoms with dimethyl sulfide: A theoretical calculation and an experimental study with cavity ring-down spectroscopy. *J. Phys. Chem. A* **2004**, *108*, 7785-7789, doi:10.1021/jp049772y.
- Fair, R. W.; Thrush, B. A. Reaction of hydrogen atoms with hydrogen sulphide in the presence of molecular oxygen. *Trans. Faraday Soc.* **1969**, *65*, 1557-1570.
- Fair, R. W.; van Roodelaar, A.; Strausz, O. P. The reaction of S(³P) atoms with molecular oxygen. *Can. J. Chem.* **1971**, *49*, 1659-1664.
- Falbe-Hansen, H.; Sorensen, S.; Jensen, N. R.; Pedersen, T.; Hjorth, J. Atmospheric gas-phase reactions of dimethylsulphoxide and dimethylsulphone with OH and NO₃ radicals, Cl atoms and ozone. *Atmos. Environ.* **2000**, *34*, 1543-1551.
- Fenter, F. F.; Anderson, J. G. Kinetics and mechanism of the reactions of the SD Radical with Br₂, BrCl, Cl₂, and F₂. *J. Phys. Chem.* **1991**, *95*, 3172-3180.
- Fenter, F. F.; Anderson, J. G. Kinetics of the DS-radical reactions with ClNO and NO₂. *Int. J. Chem. Kinet.* **1994**, *26*, 801-812.
- Fiedl, R. R.; Brune, W. H.; Anderson, J. G. Kinetics of SH with NO₂, O₃, O₂, and H₂O₂. *J. Phys. Chem.* **1985**, *89*, 5505-5510, doi:10.1021/j100271a038.
- Garland, N. L. Temperature dependence of the reaction: SO + O₂. *Chem. Phys. Lett.* **1998**, *290*, 385 - 390.
- Garrido, J. D.; Ballester, M. Y.; Orozco-González, Y.; Canuto, S. CASPT2 study of the potential energy surface of the HSO₂ system. *J. Phys. Chem. A* **2011**, *115*, 1453-1461, doi:10.1021/jp108460v.
- Gleason, J. F.; Howard, C. J. Temperature dependence of the gas-phase reaction HOSO₂ + O₂ → HO₂ + SO₃. *J. Phys. Chem.* **1988**, *92*, 3414-3417, doi:10.1021/j100323a021.
- Gleason, J. F.; Sinha, A.; Howard, C. J. Kinetics of the gas-phase reaction HOSO₂ + O₂ → HO₂ + SO₃. *J. Phys. Chem.* **1987**, *91*, 719-724, doi:10.1021/j100287a045.
- Gonzalez-Garcia, N.; Gonzalez-Lafont, A.; Lluch, J. M. Methanesulfinic acid reaction with OH: Mechanism, rate constants, and atmospheric implications. *J. Phys. Chem. A* **2007**, *111*, 7825-7832, doi:10.1021/jp0722455.
- Graham, R. A.; Gutman, D. J. Temperature dependence of rate constants and branching ratios for the reaction of oxygen atoms with carbon disulfide. *J. Phys. Chem.* **1977**, *81*, 207-209, doi:10.1021/j100518a005.
- Graham, R. A.; Winer, A. M.; Atkinson, R.; Pitts, J. N., Jr. Rate constants for the reaction of HO₂ with HO₂, SO₂, CO, N₂O, *trans*-2-butene, and 2,3-dimethyl-2-butene at 300 K. *J. Phys. Chem.* **1979**, *83*, 1563-1567, doi:10.1021/j100475a002.

- Gravestock, T.; Blitz, M. A.; Heard, D. E. Kinetics study of the reaction of iodine monoxide radicals with dimethyl sulfide. *Phys. Chem. Chem. Phys.* **2005**, *7*, 2173-2181, doi:10.1039/b502989a.
- Greenblatt, G. D.; Howard, C. J. Oxygen atom exchange in the interaction of ^{18}OH with several small molecules. *J. Phys. Chem.* **1989**, *93*, 1035-1042.
- Halstead, C. J.; Thrush, B. A. The kinetics of elementary reactions involving the oxides of sulphur III. The chemiluminescent reaction between sulphur monoxide and ozone. *Proc. Roy. Soc. London A* **1966**, *295*, 380-398
- Hancock, G.; Smith, I. W. M. Infra-red chemiluminescence from vibrationally excited CO Part 1.-The reaction of atomic oxygen with carbon disulphide. *Trans. Faraday Soc.* **1971**, *67*, 2586-2597.
- Hashimoto, S.; Inoue, G.; Akimoto, H. Infrared spectroscopic detection of the HOSO₂ radical in argon matrix at 11 K. *Chem. Phys. Lett.* **1984**, *107*, 198-202.
- Hatekayama, S.; Kobayashi, H.; Lin, Z.-Y.; Takagi, H.; Akimoto, H. Mechanism for the reaction of CH₂OO with SO₂. *J. Phys. Chem.* **1986**, *90*, 4131-4135, doi:10.1021/j100408a059.
- Hattori, S.; Schmidt, J. A.; Mahler, D. W.; Danielache, S. O.; Johnson, M. S.; Yoshida, N. Isotope effect in the carbonyl sulfide reaction with O(³P). *J. Phys. Chem. A* **2012**, *116*, 3521-3526, doi:10.1021/2120884.
- Herndon, S. C.; Froyd, K. D.; Lovejoy, E. R.; Ravishankara, A. R. How rapidly does the SH radical react with N₂O? *J. Phys. Chem. A* **1999**, *103*, 6778-6785.
- Herndon, S. C.; Ravishankara, A. R. Kinetics of the reaction of SH and SD with NO₂. *J. Phys. Chem. A* **2006**, *110*, 106-113, doi:10.1021/jp053918r.
- Hollinden, G. A.; Kurylo, M. J.; Timmons, R. B. Electron spin resonance study of the kinetics of the reaction of O(³P) atoms with H₂S. *J. Phys. Chem.* **1970**, *74*, 988-991.
- Homann, K. H.; Krome, G.; Wagner, H. G. Carbon disulfide oxidation rate of elementary reactions .1. *Ber. Bunsenges. Phys. Chem.* **1968**, *72*, 998-1004.
- Hossenlopp, J. M.; Hershberger, J. F.; Flynn, G. W. Kinetics and product vibrational energy disposal dynamics in the reaction of chlorine atoms with D₂S. *J. Phys. Chem.* **1990**, *94*, 1346-1351, doi:10.1021/j100367a029.
- Hsu, D. S. Y.; Shaub, W. M.; Burks, T. L.; Lin, M. C. Dynamics of reactions of O(³P) atoms with CS, CS₂ and OCS. *Chem. Phys.* **1979**, *44*, 143-150.
- Hsu, Y.-C.; Chen, D.-S.; Lee, Y.-P. Rate constant for the reaction of OH radicals with dimethyl sulfide. *Int. J. Chem. Kinet.* **1987**, *19* 1073-1082.
- Hynes, A. J.; Stickel, R. E.; Pounds, A. J.; Zhao, Z.; McKay, T.; Bradshaw, J. D.; Wine, P. H. *Dimethylsulfide: Oceans, Atmosphere, and Climate*, ed. by G. Restelli and G. Angletti, Kluwer Academic Publishers, *Brusse;Science* **1993**, 211-221.
- Hynes, A. J.; Stocker, R. B.; Pounds, A. J.; Mckay, T.; Bradshaw, J. D.; Nicovich, J. M.; Wine, P. H. A mechanistic study of the reaction of OH with dimethyl-*d*₆ sulfide. Direct observation of adduct formation and the kinetics of the adduct reaction with O₂. *J. Phys. Chem.* **1995**, *99*, 16967-16975, doi:10.1021/j100046a024.
- Hynes, A. J.; Wine, P. H. Kinetics of the OH + CH₃SH reaction under atmospheric conditions. *J. Phys. Chem.* **1987**, *91*, 3672-3676, doi:10.1021/j100297a042.
- Hynes, A. J.; Wine, P. H. The atmospheric chemistry of dimethylsulfoxide (DMSO) kinetics and mechanism of the OH + DMSO reaction. *J. Atmos. Chem.* **1996**, *24*, 23-37.
- Hynes, A. J.; Wine, P. H.; Nicovich, J. M. Kinetics and mechanism of the reaction of OH with CS₂ under atmospheric conditions. *J. Phys. Chem.* **1988**, *92*, 3846-3852, doi:10.1021/j100324a034.
- Hynes, A. J.; Wine, P. H.; Semmes, D. H. Kinetics and mechanism of OH reactions with organic sulfides. *J. Phys. Chem.* **1986**, *90*, 4148-4156, doi:10.1021/j100408a062.
- Ingham, T.; Bauer, D.; Sander, R.; Crutzen, P. J.; Crowley, J. N. Kinetics and products of the reactions BrO + DMS and Br + DMS at 298 K. *J. Phys. Chem. A* **1999**, *103*, 7199-7209.
- Iyer, R. S.; Rowland, F. S. A significant upper limit for the rate of formation of OCS from the reaction of OH with CS₂. *Geophys. Res. Lett.* **1980**, *7*, 797-800.
- Jaffe, S.; Klein, F. S. Photolysis of NO₂ in the presence of SO₂ at 3660Å. *Trans. Faraday Soc.* **1966**, *62*, 2150-2157.
- Jayne, J. T.; Poschl, U.; Chen, Y.; Dai, D.; Molina, L. T.; Worsnop, D. R.; Kolb, C. E.; Molina, M. J. Pressure and temperature dependence of the gas-phase reaction of SO₃ with H₂O and the heterogeneous reaction of SO₃ with H₂O/H₂SO₄ surfaces. *J. Phys. Chem. A* **1997**, *101*, 10000-10011.
- Jefferson, A.; Nicovich, J. M.; Wine, P. H. Temperature-dependent kinetics studies of the reactions Br(²P_{3/2}) + CH₃SCH₃ ⇌ CH₃SCH₂ + HBr. Heat of formation of the CH₃SCH₂ radical. *J. Phys. Chem.* **1994**, *98*, 7128-7135, doi:10.1021/j100080a006.
- Jensen, N. R.; Hjorth, J.; Lohse, C.; Skov, H.; Restelli, G. Products and mechanism of the reaction between NO₃ and dimethylsulphide in air. *Atmos. Environ.* **1991**, *24A*, 1897-1904.
- Jensen, N. R.; Hjorth, J.; Lohse, C.; Skov, H.; Restelli, G. Products and mechanisms of the gas phase reactions of NO₃ with CH₃SCH₃, CD₃SCD₃, CH₃SH and CH₃SSCH₃. *J. Atmos. Chem.* **1992**, *14*, 95-108.
- Jensen, N. R.; Hjorth, J.; Lohse, C.; Skov, H.; Restelli, G. Reactions of the nitrate radical with a series of reduced organic sulfur compounds in air. *Int. J. Chem. Kinet.* **1992**, *24*, 839-850, doi:10.1002/kin550241002.

- Jiang, L.; Xu, Y.-S.; Ding, A.-Z. Reaction of stabilized Criegee intermediates from ozonolysis of limonene with sulfur dioxide: Ab initio and DFT study. *J. Phys. Chem. A* **2010**, *114*, 12452-12461, doi:10.1021/jp107783z.
- Jones, B. M. R.; Burrows, J. P.; Cox, R. A.; Penkett, S. A. OCS formation in the reaction of OH with CS₂. *Chem. Phys. Lett.* **1982**, *88*, 372-376.
- Jorgensen, S.; Jensen, C.; Kjaergaard, H. G.; Anglada, J. M. The gas-phase reaction of methane sulfonic acid with the hydroxyl radical without and with water vapor. *Phys. Chem. Chem. Phys.* **2013**, *15*, 5140-5150, doi:10.1039/c3cp44034f.
- Jorgensen, S.; Kjaergaard, H. G. Effect of hydration on the hydrogen abstraction reaction by OH in DMS and its oxidation products. *J. Phys. Chem. A* **2010**, *114*, 4857-4863, doi:10.1021/jp910202n.
- Jourdain, J. L.; Le Bras, G.; Combourieu, J. Kinetic study of some elementary reactions for sulfur compounds including reactions of S and SO with OH radicals. *Int. J. Chem. Kinet.* **1979**, *11*, 569-577.
- Kan, C. S.; Calvert, J. G.; Shaw, J. H. Oxidation of sulfur dioxide by methylperoxy radicals. *J. Phys. Chem.* **1981**, *85*, 1126-1132, doi:10.1021/j150609a011.
- Kan, C. S.; McQuigg, R. D.; Whitbeck, M. R.; Calvert, J. G. Kinetic flash spectroscopic study of the CH₃O₂-CH₃O₂ and CH₃O₂-SO₂ reactions. *Int. J. Chem. Kinet.* **1979**, *11*, 921-933.
- Kinnison, D. J.; Mengon, W.; Kerr, J. A. Rate coefficients for the room temperature reaction of Cl atoms with dimethyl sulfide and related alkyl sulfides. *J. Chem. Soc. Faraday Trans.* **1996**, *92*, 369-372.
- Kleissas, K. M.; Nicovich, J. M.; Wine, P. H. Spectroscopy and kinetics of the gas phase addition complex of atomic chlorine with dimethyl sulfoxide. *J. Photochem. Photobiol. A: Chem.* **2007**, *187*, 1-9, doi:10.1016/j.jphotochem.2006.08.020.
- Klemm, R. B.; Stief, L. J. Absolute rate parameters for the reaction of ground state atomic oxygen with carbonyl sulfide. *J. Chem. Phys.* **1974**, *61*, 4900-4906.
- Knight, G. P.; Crowley, J. N. The reactions of IO with HO₂, NO and CH₃SCH₃: Flow tube studies of kinetics and product formation. *Phys. Chem. Chem. Phys.* **2001**, *3*, 393-401, doi:10.1039/b008447f.
- Koch, L. C.; Marshall, P.; Ravishankara, A. R. An investigation of the reaction of CH₃S with CO. *J. Phys. Chem. A* **2004**, *108*, 5205-5212, doi:10.1021/jp049193t.
- Kolb, C. E.; Jayne, J. T.; Worsnop, D. R.; Molina, M. J.; Meads, R. F.; Viggiano, A. A. Gas phase reaction of sulfur trioxide with water vapor. *J. Am. Chem. Soc.* **1994**, *116*, 10314-10315, doi:10.1021/ja00101a067.
- Kukui, A.; Borrisenko, D.; Laverdet, G.; Le Bras, G. Gas-phase reactions of OH radicals with dimethyl sulfoxide and methane sulfinic acid using turbulent flow reactor and chemical ionization mass spectrometry. *J. Phys. Chem. A* **2003**, *107*, 5732-5742, doi:10.1021/jp0276911.
- Kukui, A.; Bossoutrot, V.; Laverdet, G.; Le Bras, G. Mechanism of the reaction of CH₃SO with NO₂ in relation to atmospheric oxidation of dimethyl sulfide: Experimental and theoretical study. *J. Phys. Chem. A* **2000**, *104*, 935-946, doi:10.1021/jp993158i.
- Kurten, T.; Lane, J. R.; Jorgensen, S.; Kjaergaard, H. G. A computational study of the oxidation of SO₂ to SO₃ by gas-phase organic oxidants. *J. Phys. Chem. A* **2011**, *115*, 8669-8681, doi:10.1021/jp203907d.
- Kurylo, M. J. Flash photolysis resonance fluorescence investigation of the reaction of OH radicals with dimethyl sulfide. *Chem. Phys. Lett.* **1978**, *58*, 233-237.
- Kurylo, M. J. Flash photolysis resonance fluorescence investigation of the reactions of OH radicals with OCS and CS₂. *Chem. Phys. Lett.* **1978**, *58*, 238-242.
- Kurylo, M. J.; Laufer, A. H. Evidence for atom exchange in OH reactions with carbonyl compounds: ¹⁸OH + CO₂ → ¹⁸OCO + OH; ¹⁸OH + CO → ¹⁸OC + OH. *J. Chem. Phys.* **1979**, *70*, 2032-2033.
- Kuwata, K. T.; Hermes, M. R.; Carlson, J.; Zogg, C. K. Computational studies of the isomerization and hydration reactions of acetaldehyde oxide and methyl vinyl carbonyl oxide. *J. Phys. Chem. A* **2010**, *114*, 9192-9204, doi:10.1021/jp105358v.
- Lafage, C.; Pauwels, J.-F.; Carrier, M.; Devolder, P. Rate constant for the reaction OH + H₂S in the range 243-463 K by discharge-flow laser-induced fluorescence. *J. Chem. Soc. Faraday Trans. 2* **1987**, *83*, 731-739.
- Langer, S.; McGovney, B. T.; Finlayson-Pitts, B. J.; Moore, R. M. The dimethyl sulfide reaction with atomic chlorine and its implications for the budget of methyl chloride. *Geophys. Res. Lett.* **1996**, *23*, 1661-1664.
- Lee, J. H.; Tang, I. N. Absolute rate constant for the reaction of O(³P) with CH₃SSCH₃ from 270 to 329 K. *J. Chem. Phys.* **1980**, *72*, 5718-5720.
- Lee, J. H.; Tang, I. N. Absolute rate constants for the hydroxyl radical reactions with CH₃SH and C₂H₅SH at room temperature. *J. Chem. Phys.* **1983**, *78*, 6646-6649.
- Lee, J. H.; Tang, I. N.; Klemm, R. B. Absolute rate constant for the reaction of O(³P) with CH₃SCH₃ from 272 to 472 K. *J. Chem. Phys.* **1980**, *72*, 1793-1796.
- Lee, J. H.; Timmons, R. B.; Stief, L. J. Absolute rate parameters for the reaction of ground state atomic oxygen with dimethyl sulfide and episulfide. *J. Chem. Phys.* **1976**, *64*, 300-305.
- Lee, Y.-Y.; Lee, Y.-P.; Wang, N. S. Kinetics of the reaction of HSO with O₃ at temperatures 273-423 K. *J. Chem. Phys.* **1994**, *100*, 387-392.

- Lesar, A. Product channels in the reaction of the CH₃SO radical with NO₂: DFT and ab initio studies. *Int. J. Quant. Chem.* **2011**, *112*, 1904-1912, doi:10.1002/qua.23154.
- Leu, M.-T.; Smith, R. H. Kinetics of the gas-phase reaction between hydroxyl and carbonyl sulfide over the temperature range 300-517 K. *J. Phys. Chem.* **1981**, *85*, 2570-2575, doi:10.1021/j150617a031.
- Leu, M.-T.; Smith, R. H. Rate constant for the reaction between OH and CS₂ at 298 and 520 K. *J. Phys. Chem.* **1982**, *86*, 958-961, doi:10.1021/j100395a024.
- Leu, M.-T.; Smith, R. H. Rate constants for the gas-phase reaction between hydroxyl and hydrogen sulfide over the temperature range 228-518 K. *J. Phys. Chem.* **1982**, *86*, 73-81, doi:10.1021/j100390a015.
- Lilenfeld, H. V.; Richardson, R. J. Temperature dependence of the rate constant for the reaction between carbon monosulfide and atomic oxygen. *J. Chem. Phys.* **1977**, *67*, 3991-3997.
- Lin, C. L. Temperature dependence of the rate constant for the reaction OH + H₂S. *Int. J. Chem. Kinet.* **1982**, *14*, 593-598.
- Lin, Y.-L.; Wang, N.-S.; Lee, Y.-P. Temperature dependence of the rate constant for the reaction OH + H₂S in He, N₂, and O₂. *Int. J. Chem. Kinet.* **1985**, *17*, 1201-1214.
- Liu, Y.; Bayes, K. D.; Sander, S. P. Measuring rate constants for reactions of the simplest Criegee intermediate (CH₂OO) by monitoring the OH radical. *J. Phys. Chem. A* **2014**, *118*, 741-747, doi:10.1021/jp407058b.
- Lovejoy, E. R.; Hanson, D. R.; Huey, L. G. Kinetics and products of the gas-phase reaction of SO₃ with water. *J. Phys. Chem.* **1996**, *100*, 19911-19916.
- Lovejoy, E. R.; Kroeger, K. S.; Ravishankara, A. R. The kinetics of the CS₂OH + O₂ reaction. *Chem. Phys. Lett.* **1990**, *167*, 183-187.
- Lovejoy, E. R.; Murrells, T. P.; Ravishankara, A. R.; Howard, C. J. Oxidation of CS₂ by reaction with OH. 2. Yields of HO₂ and SO₂ in oxygen. *J. Phys. Chem.* **1990**, *94*, 2386-2393.
- Lovejoy, E. R.; Ravishankara, A. R.; Howard, C. J. Yield of ¹⁶OS¹⁸O from the ¹⁸OH initiated oxidation of CS₂ in ¹⁶O₂. *Int. J. Chem. Kinet.* **1994**, *26*, 551-560.
- Lovejoy, E. R.; Wang, N. S.; Howard, C. J. Kinetic studies of the reactions of HSO with NO₂, NO, and O₂. *J. Phys. Chem.* **1987**, *91*, 5749-5755.
- Lu, C.-W.; Wu, Y.-J.; Lee, Y.-P.; Zhu, R. S.; Lin, M. C. Experimental and theoretical investigations of rate coefficients of the reaction S(³P) + O₂ in the temperature range 298-878 K. *J. Chem. Phys.* **2004**, *121*, 8271-8278, doi:10.1063/1.1792611.
- Lu, E. C. C.; Iyer, R. S.; Rowland, F. S. Reaction rates for thermal chlorine atoms with H₂S from 232 to 359 K by a radiochemical technique. *J. Phys. Chem.* **1986**, *90*, 1988-1990, doi:10.1021/j100401a002.
- Lu, Y.-J.; Lee, L.; Pan, J.-W.; Witek, H. A.; Lin, J. J. Dynamics of the F₂ + CH₃SCH₃ reaction: A molecule-molecule reaction without entrance barrier. *J. Chem. Phys.* **2007**, *127*, 101101, doi:10.1063/1.2780145.
- Lu, Y.-J.; Lee, L.; Pan, J.-W.; Xie, T.; Witek, H. A.; Lin, J. J. Barrierless reactions between two closed-shell molecules. I. Dynamics of F₂ + CH₃SCH₃ reaction. *J. Chem. Phys.* **2008**, *128*, 104317, doi:10.1063/1.2837801.
- MacLeod, H.; Aschmann, S. M.; Atkinson, R.; Tuazon, E. C.; Sweetman, J. A.; Winer, A. M.; Pitts, J. N., Jr. Kinetics and mechanisms of the gas phase reactions of the NO₃ radical with a series of reduced sulfur compounds. *J. Geophys. Res.* **1986**, *91*, 5338-5346.
- MacLeod, H.; Jourdain, J. L.; Poulet, G.; Le Bras, G. Kinetic study of reactions of some organic sulfur compounds with OH radicals. *Atmos. Environ.* **1984**, *18*, 2621-2626.
- MacLeod, H.; Poulet, G.; Le Bras, G. Etude cinétique des réactions du radical OH avec CH₃SCH₃, CH₃SH et C₂H₅SH. *J. Chim. Phys.* **1983**, *80*, 287-292.
- Maguin, F.; Mellouki, A.; Laverdet, G.; Poulet, G.; Le Bras, G. Kinetics of the reactions of the IO radical with dimethyl sulfide, methanethiol, ethylene, and propylene. *Int. J. Chem. Kinet.* **1991**, *23*, 237-245.
- Manning, R. G.; Braun, W.; Kurylo, M. J. The effect of infrared laser excitation on reaction dynamics: O + C₂H₄⁺ and O + OCS⁺. *J. Chem. Phys.* **1976**, *65*, 2609-2615.
- Mao, W.-X.; Long, Z.-W.; Long, B.; Wang, Y.-B.; Long, C.-Y.; Qin, S.-J. Theoretical study on the gas phase reaction of dimethyl sulfoxide with atomic chlorine in the presence of water. *Struct. Chem.* **2013**, *24*, 383-392, doi:10.1007/s11224-012-0086-z.
- Margitan, J. J. Mechanism of the atmospheric oxidation of sulfur dioxide. Catalysis by hydroxyl radicals. *J. Phys. Chem.* **1984**, *88*, 3314-3318, doi:10.1021/j150659a035.
- Martin, D.; Barnes, I.; Becker, K. H. Rate constant and products of the reaction Cl + CS₂ in air. *Chem. Phys. Lett.* **1987**, *140*, 195-199.
- Martin, D.; Jourdain, J. L.; Laverdet, G.; Le Bras, G. Kinetic study of the reaction of IO with CH₃SCH₃. *Int. J. Chem. Kinet.* **1987**, *19*, 503-512.
- Martin, D.; Jourdain, J. L.; Le Bras, G. Kinetic study for the reactions of OH radicals with dimethylsulfide, diethylsulfide, tetrahydrothiophene, and thiophene. *Int. J. Chem. Kinet.* **1985**, *17*, 1247-1261.

- Martin, D.; Jourdain, J. L.; Le Bras, G. Discharge flow measurements of the rate constants for the reactions OH + SO₂ + He and HOSO₂ + O₂ in relation with the atmospheric oxidation of SO₂. *J. Phys. Chem.* **1986**, *90*, 4143-4147, doi:10.1021/j100408a061.
- Martinez, E.; Albaladejo, A.; Jiminez, E.; Notario, A.; Aranda, A. Kinetics of the reaction of CH₃S with NO₂ as a function of temperature. *Chem. Phys. Lett.* **1999**, *308*, 37-44.
- Martinez, E.; Albaladejo, A.; Notario, A.; Jiminez, E. A study of the atmospheric reaction of CH₃S with O₃ as a function of temperature. *Atmos. Environ.* **2000**, *34*, 5295 - 5302.
- Martinez, E.; Aranda, A.; Diaz-de-Mera, Y.; Rodriguez, D.; Reyes Lopez, M.; Albaladejo, J. Atmospheric DMSO degradation in the gas phase: Cl-DMSO reaction. Temperature dependence and products. *Environ. Sci. Technol.* **2002**, *36*, 1226-1230, doi:10.1021/es010169s.
- Martinez, R. I.; Herron, J. T. Stopped-flow study of the gas-phase reaction of ozone with organic sulfides: Dimethyl sulfide. *Int. J. Chem. Kinet.* **1978**, *10*, 433-452.
- Maurer, T., I. Barnes, and K. H. Becker FT-IR kinetic and product study of the Br-initiated oxidation of dimethyl sulfide. *Int. J. Chem. Kinet.* **1999**, *31*, 883-893.
- McKee, M. L.; Wine, P. H. Ab initio study of the atmospheric oxidation of CS₂. *J. Am. Chem. Soc.* **2001**, *123*, 2344-2353, doi:10.1021/ja003421p.
- Mellouki, A.; Jourdain, J. L.; Le Bras, G. Discharge flow study of the CH₃S + NO₂ reaction mechanism using Cl + CH₃SH as the CH₃S source. *Chem. Phys. Lett.* **1988**, *148*, 231-236.
- Mellouki, A.; Laverdet, G.; Jourdain, L.; Poulet, G. Kinetics of the reactions Br + NO₂ + M and I + NO₂ + M. *Int. J. Chem. Kinet.* **1989**, *21*, 1161-1172.
- Mellouki, A.; Ravishankara, A. R. Does the HO₂ radical react with H₂S, CH₃SH, and CH₃SCH₃? *Int. J. Chem. Kinet.* **1994**, *26*, 355-365.
- Michael, J. V.; Nava, D. F.; Brobst, W.; Borkowski, R. P.; Stief, L. J. Temperature dependence of the absolute rate constant for the reaction of hydroxyl radical with hydrogen sulfide. *J. Phys. Chem.* **1982**, *86*, 81-84, doi:10.1021/j100390a016.
- Miyoshi, A.; Shina, H.; Tsuchiya, K.; Matsui, H. Kinetics and mechanism of the reaction of S(³P) with O₂. *Symp. Int. Combust. Proc.* **1996**, *26*, 535-541.
- Morokuma, K.; Mugurama, C. Ab initio molecular orbital study of the mechanism of the gas phase reaction SO₃ + H₂O: Importance of the second water molecule. *J. Am. Chem. Soc.* **1994**, *116*, 10316-10317.
- Mousavipour, S. H.; Mortazavi, M.; Hematti, O. Multichannel RRKM-TST and direct dynamics CVT study of the reaction of hydrogen sulfide with ozone. *J. Phys. Chem. A* **2013**, *117*, 6744-6756, doi:10.1021/jp404738d.
- Murrells, T. P.; Lovejoy, E. R.; Ravishankara, A. R. Oxidation of CS₂ by reaction with OH. 1. Equilibrium constant for the reaction OH + CS₂ ⇌ CS₂OH and the kinetics of the CS₂OH + O₂ reaction. *J. Phys. Chem.* **1990**, *94*, 2381-2386.
- Nagase, S.; Hashimoto, S.; Akimoto, H. HOSO₂ and HOSO₄ radicals studied by ab initio calculation and matrix isolation technique. *J. Phys. Chem.* **1988**, *92*, 641-644, doi:10.1021/j100314a015.
- Nakano, Y.; Enami, S.; Nakamichi, S.; Aloisio, S.; Hashimoto, S.; Kawasaki, M. Temperature and pressure dependence study of the reaction of IO radicals with dimethyl sulfide by cavity ring-down laser spectroscopy. *J. Phys. Chem.* **2003**, *107*, 6381-6387, doi:10.1021/jp0345147.
- Nakano, Y.; Ishiwata, T.; Aloisio, S.; Kawasaki, M. Temperature and pressure dependence of the rate constants of the reaction of NO₃ radical with CH₃SCH₃. *J. Phys. Chem. A* **2006**, *110*, 7401-7405, doi:10.1021/jp0612230.
- Nakano, Y., M. Goto, S. Hashimoto, M. Kawasaki, and T. J. Wallington Cavity ring-down spectroscopic study of the reactions of Br atoms and BrO radicals with dimethyl sulfide. *J. Phys. Chem. A* **2001**, *105*, 11045-11050, doi:10.1021/jp012326f.
- Nava, D. F.; Brobst, W. D.; Stief, L. J. Temperature study of the rates of the reactions of atomic chlorine with H₂S and C₂H₄S. *J. Phys. Chem.* **1985**, *89*, 4703-4707, doi:10.1021/j100268a012.
- Nesbitt, D. J.; Leone, S. R. Laser-initiated chemical chain reactions. *J. Chem. Phys.* **1980**, *72*, 1722-1732.
- Nesbitt, D. J.; Leone, S. R. Laser initiated chain reactions: A generalized extension to complex chemical chain systems. *J. Chem. Phys.* **1981**, *75*, 4949-4959.
- Nickolaisen, S. L.; Veney, D. W.; Cartland, H. E. CO(*v*,*J*) product state distributions from the reaction O(³P) + OCS → CO + SO. *J. Chem. Phys.* **1994**, *100*, 4925-4931.
- Nicovich, J. M.; Kreutter, K. D.; van Dijk, C. A.; Wine, P. H. Temperature dependent kinetics studies of the reactions Br(²P_{3/2}) + H₂S ↔ SH + HBr and Br(²P_{3/2}) + CH₃SH ↔ CH₃S + HBr. Heats of formation of SH and CH₃S radicals. *J. Phys. Chem.* **1992**, *96*, 2518-2528.
- Nicovich, J. M.; Parthasarathy, S.; Pope, F. D.; Pegus, A. T.; McKee, M. L.; Wine, P. H. Kinetics, mechanism, and thermochemistry of the gas phase reaction of atomic chlorine with dimethyl sulfoxide. *J. Phys. Chem. A* **2006**, *110*, 6874-6885, doi:10.1021/jp0567467.
- Nicovich, J. M.; Shackelford, C. J.; Wine, P. H. Kinetics and thermochemistry of reversible adduct formation in the reaction of Cl(²P₁) with CS₂. *J. Phys. Chem.* **1990**, *94*, 2896-2903.

- Nicovich, J. M.; Wang, S.; Wine, P. H. Kinetics of the reactions of atomic chlorine with H₂S, D₂S, CH₃SH, and CD₃SD. *Int. J. Chem. Kinet.* **1995**, *27*, 359-368.
- Nielsen, O. J.; Sidebottom, H. W.; Nelson, L.; Rattigan, O.; Treacy, J. J.; O'Farrell, D. J. Rate constants for the reactions of OH radicals and Cl atoms with diethyl sulfide, Di-n-propyl sulfide, and Di-n-butyl sulfide. *Int. J. Chem. Kinet.* **1990**, *22*, 603-612.
- Nielsen, O. J.; Sidebottom, H. W.; Nelson, L.; Treacy, J. J.; O'Farrell, D. J. An absolute and relative rate study of the reaction of OH radicals with dimethyl sulfide. *Int. J. Chem. Kinet.* **1989**, *21*, 1101-1112.
- Nip, W. S.; Singleton, D. L.; Cvetanovic, R. J. Gas-phase reactions of O(³P) atoms with methanethiol, ethanethiol, methyl sulfide, and dimethyl disulfide. 1. Rate constants and Arrhenius parameters. *J. Am. Chem. Soc.* **1981**, *103*, 3526-3530, doi:10.1021/ja00402a045.
- Oksdath-Mansilla, G.; Penenory, A. B.; Albu, M.; Barnes, I.; Wiesen, P.; Teruel, M. A. FTIR relative kinetic study of the reactions of CH₃CH₂SCH₂CH₃ and CH₃CH₂SCH₃ with OH radicals and Cl atoms at atmospheric pressure. *Chem. Phys. Lett.* **2009**, *477*, 22-27, doi:10.1016/j.cplett.2009.06.035.
- Oksdath-Mansilla, G.; Penenory, A. B.; Albu, M.; Barnes, I.; Wiesen, P.; Teruel, M. A. CH₃CH₂SCH₃ + OH radicals: temperature-dependent rate coefficient and product identification under atmospheric pressure of air. *J. Phys. Org. Chem.* **2010**, *23*, 925-930, doi:10.1002/poc.1714.
- Oksdath-Mansilla, G.; Penenory, A. B.; Albu, M.; Barnes, I.; Wiesen, P.; Teruel, M. A. Product distribution study of the Cl-atom initiated oxidation of ethyl methyl sulfide and diethyl sulfide. *Atmos. Environ.* **2014**, *85*, 41-47, doi:10.1016/j.atmosenv.2013.11.063.
- Oksdath-Mansilla, G.; Penenory, A. B.; Barnes, I.; Wiesen, P.; Teruel, M. A. Photodegradation of (CH₃CH₂)₂S and CH₃CH₂SCH₃ initiated by OH radicals at atmospheric pressure. Product yields and mechanism in NO_x free air. *Atmos. Environ.* **2012**, *55*, 263-270, doi:10.1016/j.atmosenv.2012.02.086.
- Papadimitriou, V. C.; Portmann, R. W.; Fahey, D. W.; Muhle, J.; Weiss, R. F.; Burkholder, J. B. Experimental and theoretical study of the atmospheric chemistry and global warming potential of SO₂F₂. *J. Phys. Chem. A* **2008**, *112*, 12657-12666, doi:10.1021/jp806368u.
- Pavanaja, U. B.; Upadhyaya, H. P.; Sapre, A. V.; Rao, K. V. S. R.; Mittal, J. P. Chemiluminescent reaction of oxygen atoms with dimethyl disulfide and dimethyl sulfide. *J. Chem. Soc. Faraday. Trans.* **1994**, *90*, 825-829.
- Payne, W. A.; Stief, L. J.; Davis, D. D. A kinetics study of the reaction of HO₂ with NO₂ and NO. *J. Am. Chem. Soc.* **1973**, *95*, 7614-7619, doi:10.1021/ja00804a013.
- Penzhorn, R. D.; Canosa, C. E. 2nd derivative UV spectroscopy study of the thermal and photochemical reaction of NO₂ with SO₂ and SO₃. *Ber. Bunsenges. Phys. Chem.* **1983**, *87*, 648-654.
- Perry, R. A.; Atkinson, R.; Pitts, J. N., Jr. Rate constants for the reactions OH + H₂S → H₂O + SH and OH + NH₃ → H₂O + NH₂ over the temperature range 297-427 °K. *J. Chem. Phys.* **1976**, *64*, 3237-3239.
- Pope, F. D.; Nicovich, J. M.; Wine, P. H. A temperature-dependent kinetics study of the reaction of O(³P₁) with (CH₃)₂SO. *Int. J. Chem. Kinet.* **2002**, *34*, 156-161.
- Rahman, M. M.; Becker, E.; Benter, T.; Schindler, R. N. A gas phase kinetic investigation of the system F + HNO₃ and the determination of absolute rate constants for the reaction of the NO₃ radical with CH₃SH, 2-methylpropene, 1,3-butadiene and 2,3-dimethyl-2-butene. *Ber. Bunsenges. Phys. Chem.* **1988**, *92*, 91-100.
- Rahman, M. M.; Becker, E.; Wille, U.; Schindler, R. N. Determination of rate constants for the reactions of the CH₂SH radical with O₂, O₃, and NO₂ at 298 K. *Ber. Bunsenges. Phys. Chem.* **1992**, *96*, 783-787.
- Ramirez-Anguaita, J. M.; Gonzalez-Lafont, A.; Lluch, J. M. Formation pathways of CH₃SOH from CH₃S(OH)CH₃ in the presence of O₂: a theoretical study *Theor. Chem. Acc.* **2009**, *123*, 93-103, doi:10.1007/s00214-009-0547-7.
- Ramírez-Anguaita, J. M.; González-Lafont, A.; Lluch, J. M. Variational transition-state theory study of the rate constant of the DMS•OH scavenging reaction by O₂. *J. Comput. Chem.* **2011**, *32*, 2104-2118, doi:10.1002/jcc.21793.
- Ravichandran, K.; Williams, R.; Fletcher, T. R. Atmospheric reactions of vibrationally excited greenhouse gases: SH + N₂O(n, 0, 0). *Chem. Phys. Lett.* **1994**, *217*, 375-380.
- Ravishankara, A. R.; Kreutter, N. M.; Shah, R. C.; Wine, P. H. Rate of reaction of OH with OCS. *Geophys. Res. Lett.* **1980**, *7*, 861-864.
- Ray, A.; Vassalli, I.; Laverdet, G.; Le Bras, G. Kinetics of the thermal decomposition of the CH₃SO₂ radical and its reaction with NO₂ at 1 Torr and 298 K. *J. Phys. Chem.* **1996**, *100*, 8895-8900, doi:10.1021/jp9600120.
- Reiner, T.; Arnold, F. Laboratory flow reactor measurements of the reaction SO₃ + H₂O + M → H₂SO₄ + M: Implications for gaseous H₂SO₄ and aerosol formation in the plumes of jet aircraft. *Geophys. Res. Lett.* **1993**, *20*, 2659-2662.
- Reiner, T.; Arnold, F. Laboratory investigations of gaseous sulfuric acid formation via SO₃ + H₂O + M → H₂SO₄ + M: Measurement of the rate constant and product identification. *J. Chem. Phys.* **1994**, *101*, 7399-7407.
- Resende, S. M.; Almeida, W. B. D. Theoretical study of the atmospheric reaction between dimethyl sulfide and chlorine atoms. *J. Phys. Chem. A* **1997**, *101*, 9738-9744.

- Resende, S. M.; Ornellas, F. R. The reaction of SH with O₂: A theoretical high level investigation. *Phys. Chem. Chem. Phys.* **2003**, *5*, 4617-4621, doi:10.1039/b308359d.
- Resende, S. M.; Ornellas, R. Does SH really react with O₃ in the ground state? *Chem. Phys. Lett.* **2001**, *349*, 123-130.
- Richardson, R. J. CS-O₂ flame reaction chemistry. *J. Phys. Chem.* **1975**, *79*, 1153-1158.
- Riffault, V.; Bedjanian, Y.; Le Bras, G. Kinetic and mechanistic study of the X and XO (X = Cl, Br) reactions with dimethyl sulfoxide. *Phys. Chem. Chem. Phys.* **2003**, *5*, 2828-2835, doi:10.1039/b302675b.
- Riffault, V.; Bedjanian, Y.; Le Bras, G. Kinetics and mechanism of the O atom reaction with dimethyl sulfoxide. *J. Phys. Chem. A* **2003**, *107*, 5404-5411, doi:10.1021/jp0226127.
- Robertshaw, J. S.; Smith, I. W. M. Rate data for O + OCS → SO + CO and SO + O₃ → SO₂ + O₂ by a new time-resolved technique. *Int. J. Chem. Kinet.* **1980**, *12*, 729-739.
- Saheb, V.; Alizadeh, M.; Rezaei, F.; Shahidi, S. Quantum chemical and theoretical kinetics studies on the reaction of carbonyl sulfide with H, OH, and O(³P). *Comp. Theo. Chem.* **2012**, *994*, 25-33, 10.1016/j.comptc.2012.06.008.
- Saito, K.; Ueda, Y.; Ito, R.; Kakumoto, T.; Imamura, A. Measurements of the bimolecular rate constants for S + O₂ → SO + O and CS₂ + O₂ → CS + SO₂ at high temperatures. *Int. J. Chem. Kinet.* **1986**, *18*, 871-884.
- Sander, S. P.; Watson, R. T. A kinetics study of the reaction of SO₂ with CH₃O₂. *Chem. Phys. Lett.* **1981**, *77*, 473-475.
- Sanhueza, E.; Simonaitis, R.; Hecklen, J. The reaction of CH₃O₂ with SO₂. *Int. J. Chem. Kinet.* **1979**, *11*, 907-914.
- Schindler, R. N.; Benter, T. Correction. *Ber. Bunsenges. Phys. Chem.* **1988**, *92*, 558.
- Schonle, G.; Rahman, M. M.; Schindler, R. N. Kinetics of the reaction of atomic fluorine with H₂S and elementary reactions of the HS radical. *Ber. Bunsenges. Phys. Chem.* **1987**, *91*, 66-75.
- Schurath, U.; Goede, H.-J. Temperature Dependence of the Reactions SO + O₃ (1) and SO + O₂ (2). *Physico-Chemical Behaviour of Atmospheric Pollutants, Proc. 3rd European Symposium, Varese, Italy* **1984**, 227 - 239.
- Shallcross, D. E.; Vaughn, S.; Trease, D. R.; Canosa-Mas, C.; Ghosh, M. V.; Dyke, J. M.; Wayne, R. P. Kinetics of the reaction between OH radicals and monochlorodimethylsulphide (CH₃SCH₂Cl). *Atmos. Environ.* **2006**, *40*, 6899-6904, doi:10.1016/j.atmosenv.2006.06.037.
- Sheps, L. Absolute ultraviolet absorption spectrum of a Criegee intermediate CH₂OO. *J. Phys. Chem. Lett.* **2013**, *4*, 4201-4205, doi:10.1021/jz402191w.
- Sheps, L.; Scully, A. M.; Au, K. UV absorption probing of the conformer-dependent reactivity of a Criegee intermediate CH₃CHOO. *Phys. Chem. Chem. Phys.* **2014**, *16*, 26701-26706, doi:10.1039/c4cp04408h.
- Singleton, D. L.; Irwin, R. S.; Nip, W. S.; Cvetanovic, R. J. Kinetics and mechanism of the reaction of oxygen atoms with hydrogen sulfide. *J. Phys. Chem.* **1979**, *83*, 2195-2200, doi:10.1021/j100480a003.
- Singleton, D. L.; Paraskevopoulos, G.; Irwin, R. S. Mechanism of the O(³P) + H₂S reaction. Abstraction or addition? *J. Phys. Chem.* **1982**, *86*, 2605-2609, doi:10.1021/j100211a011.
- Slagle, I. R.; Baiocchi, F.; Gutman, D. Study of the reactions of oxygen atoms with hydrogen sulfide, methanethiol, ethanethiol, and methyl sulfide. *J. Phys. Chem.* **1978**, *82* 1333-1336, doi:10.1021/j100501a002.
- Slagle, I. R.; Gilbert, J. R.; Gutman, D. Kinetics of the reaction between oxygen atoms and carbon disulfide. *J. Chem. Phys.* **1974**, *61*, 704-709.
- Slagle, I. R.; Graham, R. E.; Gilbert, J. R.; Gutman, D. Direct determination of the rate constant for the reaction of oxygen atoms with carbon monosulphide. *Chem. Phys. Lett.* **1975**, *32*, 184-186.
- Smardzewski, R. R.; Lin, M. C. Matrix reactions of oxygen atoms with H₂S molecules. *J. Chem. Phys.* **1977**, *66*, 3197-3204.
- Sorensen, S.; Falbe-Hansen, H.; Mangoni, M.; Hjorth, J.; Jensen, N. R. Observation of DMSO and CH₃S(O)OH from the gas phase reaction between DMS and OH. *J. Atmos. Chem.* **1996**, *24*, 299-315.
- Stachnik, R. A.; Molina, M. J. Kinetics of the reactions of SH radicals with NO₂ and O₂. *J. Phys. Chem.* **1987**, *91*, 4603-4606 doi:10.1021/j100301a035.
- Stickel, R. E.; Chin, M.; Daykin, E. P.; Hynes, A. J.; Wine, P. H.; Wallington, T. J. Mechanistic studies of the OH-initiated oxidation of CS₂ in the presence of O₂. *J. Phys. Chem.* **1993**, *97*, 13653-13661.
- Stickel, R. E.; Nicovich, J. M.; Wang, S.; Zhao, Z.; Wine, P. H. Kinetic and mechanistic study of the reaction of atomic chlorine with dimethyl sulfide. *J. Phys. Chem.* **1992**, *96*, 9875-9883, doi:10.1021/j100203a055.
- Stickel, R. E.; Zhao, Z.; Wine, P. H. Branching ratios for hydrogen transfer in the reactions of OD radicals with CH₃SCH₃ and CH₃SC₂H₅. *Chem. Phys. Lett.* **1993**, *212*, 312-318.
- Stone, D.; Blitz, M.; Daubney, L.; Howes, N. U. M.; Seakins, P. Kinetics of CH₂OO reactions with SO₂, NO₂, NO, H₂O, and CH₃CHO as a function of pressure. *Phys. Chem. Chem. Phys.* **2014**, *16*, 1139-1149, doi:10.1039/c3cp54391a.
- Stuhl, F. Determination of rate constant for reaction OH + H₂S by a pulsed photolysis - resonance fluorescence method. *Ber. Bunsenges. Phys. Chem.* **1974**, *78*, 230-232.

- Sulbaek-Andersen, M. P.; Blake, D. R.; Rowland, F. S.; Hurley, M. D.; Wallington, T. J. Atmospheric chemistry of aulfuryl fluoride: Reaction with OH radicals, Cl Atoms and O₃, atmospheric lifetime, IR spectrum, and global warming potential. *Environ. Sci. Technol.* **2009**, *43*, 1067-1070, doi:10.1021/es802439f.
- Taatjes, C. A.; Meloni, G.; Selby, T. M.; Trevitt, A. J.; Osborn, D. L.; Percival, C. J.; Shallcross, D. E. Direct observation of the gas-phase Criegee intermediate (CH₂OO). *J. Am. Chem. Soc.* **2008**, *130*, 11883-11885, doi:10.1021/ja804165q.
- Thompson, K. C.; Canosa-Mas, C. E.; Wayne, R. P. Kinetics and mechanism of the reaction between atomic chlorine and dimethyl selenide; comparison with the reaction between atomic chlorine and dimethyl sulfide. *Phys. Chem. Chem. Phys.* **2002**, *4*, 4133-4139, doi:10.1039/b204657a.
- Tian, Y.; Tian, Z.-M.; Wei, W.-M.; He, T.-J.; Chen, D.-M.; Liu, F.-C. Ab initio study of the reaction of OH radical with methyl sulfinic acid (MSIA). *Chem. Phys.* **2007**, *335*, 133-140, doi:10.1016/j.chemphys.2007.04.009.
- Tiee, J. J.; Wampler, F. B.; Oldenborg, R. C.; Rice, W. W. Spectroscopy and reaction kinetics of the HS radicals. *Chem. Phys. Lett.* **1981**, *82*, 80-84.
- Tsuchiya, K.; Kamiya, K.; Matsui, H. Studies on the oxidation mechanism of H₂S based on direct examination of the key reactions. *Int. J. Chem. Kinet.* **1997**, *29*, 57-66.
- Turnipseed, A. A.; Barone, S. B.; Ravishankara, A. R. Reactions of CH₃S and CH₃SOO with O₃, NO₂, and NO. *J. Phys. Chem.* **1993**, *97*, 5926-5934.
- Turnipseed, A. A.; Barone, S. B.; Ravishankara, A. R. Reaction of OH with dimethyl sulfide. 2. Products and mechanisms. *J. Phys. Chem.* **1996**, *100*, 14703-14713.
- Turnipseed, A. A.; Birks, J. W. Kinetics of the reaction of molecular fluorine with dimethyl sulfide. *J. Phys. Chem.* **1991**, *95*, 6569-6574.
- Tyndall, G. S.; Burrows, J. P.; Schneider, W.; Moortgat, G. K. Rate coefficient for the reaction between NO₃ radicals and dimethyl sulphide. *Chem. Phys. Lett.* **1986**, *130*, 463-466.
- Tyndall, G. S.; Ravishankara, A. R. Kinetics and mechanism of the reactions of CH₃S with O₂ and NO₂ at 298 K. *J. Phys. Chem.* **1989**, *93*, 2426-2435.
- Tyndall, G. S.; Ravishankara, A. R. Kinetics of the reaction of CH₃S with O₃ at 298 K. *J. Phys. Chem.* **1989**, *93*, 4707-4710.
- Tyndall, G. S.; Ravishankara, A. R. Atmospheric oxidation of reduced sulfur species. *Int. J. Chem. Kinet.* **1991**, *23*, 483-527.
- Urbanski, Stickel, R. E.; Wine, P. H. Mechanistic and kinetic study of the gas-phase reaction of hydroxyl radical with dimethyl sulfoxide. *J. Phys. Chem. A* **1998**, *102*, 10522-10529.
- Urbanski, S. P.; Stickel, R. E.; Zhao, Z.; Wine, P. H. Mechanistic and kinetic study of formaldehyde production in the atmospheric oxidation of dimethyl sulfide. *J. Chem. Soc. Faraday Trans.* **1997**, *93*, 2813-2819.
- Urbanski, S. P.; Wine, P. H. Spectroscopic and kinetic study of the Cl-S(CH₃)₂ adduct. *J. Phys. Chem. A* **1999**, *103*, 10935-10944.
- Vandresen, S.; Resende, S. M. The atmospheric reaction between DMSO and the chlorine radical. *J. Phys. Chem. A* **2004**, *108*, 2284-2289, doi:10.1021/jp036906j.
- Vereecken, L.; Harder, H.; Novelli, A. The reaction of Criegee intermediates with NO, RO₂, and SO₂, and their fate in the atmosphere. *Phys. Chem. Chem. Phys.* **2012**, *14*, 14682-14695, doi:10.1039/c2cp42300f.
- Wahner, A.; Ravishankara, A. R. The kinetics of the reaction of OH with COS. *J. Geophys. Res.* **1987**, *92*, 2189-2194.
- Wallington, T. J.; Andino, J. M.; Potts, A. R.; Wine, P. H. A competitive kinetics study of the reaction of Cl with CS₂ in air at 298 K. *Chem. Phys. Lett.* **1991**, *176*, 103-108.
- Wallington, T. J.; Atkinson, R.; Tuazon, E. C.; Aschmann, S. M. The reaction of OH radicals with dimethyl sulfide. *Int. J. Chem. Kinet.* **1986**, *18*, 837-846.
- Wallington, T. J.; Atkinson, R.; Winer, A. M.; Pitts, J. N., Jr. Absolute rate constants for the gas-phase reactions of the NO₃ radical with CH₃SH, CH₃SCH₃, CH₃SSCH₃, H₂S, SO₂, and CH₃OCH₃ over the temperature range 280-350 K. *J. Phys. Chem.* **1986**, *90*, 5393-5396, doi:10.1021/j100412a099.
- Wallington, T. J.; Atkinson, R.; Winer, A. M.; Pitts Jr., J. N. Absolute rate constants for the gas-phase reactions of the NO₃ radical with CH₃SCH₃, NO₂, CO, and a series of alkanes at 298 ± 2 K. *J. Phys. Chem.* **1986**, *90*, 4640-4644, doi:10.1021/j100410a034.
- Wallington, T. J.; Ellermann, T.; Nielsen, O. J. Atmospheric chemistry of dimethyl sulfide: UV spectra and self-reaction kinetics of CH₃SCH₂ and CH₃SCH₂O₂ radicals and kinetics of the reactions CH₃SCH₂ + O₂ → CH₃SCH₂O₂ + NO and CH₃SCH₂O₂ + NO → CH₃SCH₂O + NO₂. *J. Phys. Chem.* **1993**, *97*, 8442-8449.
- Wang, H.-T.; Zhang, Y.-J.; Mu, Y.-J. Rate constants for reactions of OH with several reduced sulfur compounds determined by relative rate constant method. *Acta Phys.-Chim. Sin.* **2008**, *24*, 945-950.
- Wang, K.; Ge, M. F.; Wang, W. G. Temperature dependent kinetics of the gas-phase reaction of OH radicals with EMS. *Chin. Sci. Bull.* **2011**, *56*, 391-396, doi:10.1007/s11434-010-4313-y.
- Wang, L.; Zhang, J. Ab initio study of reaction of dimethyl sulfoxide (DMSO) with OH radical. *Chem. Phys. Lett.* **2002**, *356*, 490-496.

- Wang, N.-S.; Lee, Y.-P. Absolute rate constant measurement of the reaction $\text{OH} + \text{H}_2\text{S}$ using discharge flow-resonance fluorescence technique. *Proc. Nat. Sci. Council (Taiwan)* **1985**, *9*, 87-94.
- Wang, N. S.; Howard, C. J. Kinetics of the reactions of HS and HSO with O_3 . *J. Phys. Chem.* **1990**, *94*, 8787-8794.
- Wang, N. S.; Lovejoy, E. R.; Howard, C. J. Temperature dependence of the rate constant for the reaction $\text{HS} + \text{NO}_2$. *J. Phys. Chem.* **1987**, *91*, 5743-5749, doi:10.1021/j100306a045.
- Wang, X.; Jin, Y. G.; Suto, M.; Lee, L. C. Rate constant of the gas phase reaction of SO_3 with H_2O . *J. Chem. Phys.* **1988**, *89*, 4853-4860.
- Wang, Y.-X.; Duan, X.-M.; Wang, Q.; Wang, L.; Liu, J.-Y.; Sun, C.-C. Direct *ab initio* dynamics studies of the reaction of methanethiol with chlorine atoms. *J. Theor. Comp. Chem.* **2010**, *9*, 265-277, doi:10.1142/S0219633610005669.
- Wei, C. N.; Timmons, R. B. ESR study of the kinetics of the reactions of $\text{O}(^3P)$ atoms with CS_2 and OCS . *J. Chem. Phys.* **1975**, *62*, 3240-3245.
- Welz, O.; Savee, J. D.; Osborn, D. L.; Vasu, S. S.; Percival, C. J.; Shallcross, D. E.; Taatjes, C. A. Direct kinetic measurements of Criegee intermediate (CH_2OO) formed by reaction of CH_2I with O_2 . *Science* **2012**, *335*, 204-207, doi:10.1126/science.1213229.
- Westenberg, A. A.; deHaas, N. Atom molecule using EST detection. V. Results for $\text{O} + \text{OCS}$, $\text{O} + \text{CS}_2$, $\text{O} + \text{NO}$, and $\text{H} + \text{C}_2\text{H}_4$. *J. Chem. Phys.* **1969**, *50*, 707-709.
- Westenberg, A. A.; deHaas, N. Rate of the reaction $\text{OH} + \text{H}_2\text{S} \rightarrow \text{SH} + \text{H}_2\text{O}$ over an extended temperature range. *J. Chem. Phys.* **1973**, *59*, 6685-6686.
- Westenberg, A. A.; deHaas, N. Rate of the reaction $\text{OH} + \text{OH} \rightarrow \text{H}_2\text{O} + \text{O}$. *J. Chem. Phys.* **1973**, *58*, 4066-4071, doi:10.1063/1.1678962.
- Whytock, D. A.; Timmons, R. B.; Lee, J. H.; Michael, J. V.; Payne, W. A.; Stief, L. J. Absolute rate of the reaction of $\text{O}(^3P)$ with hydrogen sulfide over the temperature range 263 to 495 K. *J. Chem. Phys.* **1976**, *65*, 2052-2055.
- Williams, M. B.; Campuzano-Jost, P.; Bauer, D.; Hynes, A. J. Kinetic and mechanistic studies of the OH-initiated oxidation of dimethylsulfide at low temperature — A reevaluation of the rate coefficient and branching ratio. *Chem. Phys. Lett.* **2001**, *344*, 61-67.
- Williams, M. B.; Campuzano-Jost, P.; Cossairt, B. M.; Hynes, A. J.; Pounds, A. J. Experimental and theoretical studies of the reaction of the OH radical with alkyl sulfides: 1. Direct observations of the formation of the OH-DMS adduct-pressure dependence of the forward rate of addition and development of a predictive expression at low temperature. *J. Phys. Chem. A* **2007**, *111*, 89-104, doi:10.1021/jp063873+.
- Williams, M. B.; Campuzano-Jost, P.; Hynes, A. J.; Pounds, A. J. Experimental and theoretical studies of the reaction of the OH radical with alkyl sulfides: 3. Kinetics and mechanism of the OH initiated oxidation of dimethyl, dipropyl, and dibutyl sulfides: Reactivity trends in the alkyl sulfides and development of a predictive expression for the reaction of OH with DMS. *J. Phys. Chem. A* **2009**, *113*, 6697-6709, doi:10.1021/Jp9010668.
- Williams, M. B.; Campuzano-Jost, P.; Pounds, A. J.; Hynes, A. J. Experimental and theoretical studies of the reaction of the OH radical with alkyl sulfides: 2. Kinetics and mechanism of the OH initiated oxidation of methylethyl and diethyl sulfides; observations of a two channel oxidation mechanism. *Phys. Chem. Chem. Phys.* **2007**, *9*, 4370-4382, doi:10.1039/b703957n.
- Wilson, C.; Hirst, D. M. Ab initio study of the reaction of chlorine atoms with H_2S , CH_3SH , CH_3SCH_3 and CS_2 . *J. Chem. Soc. Faraday Trans.* **1997**, *93*, 2831-2837.
- Wine, P. H.; Chameides, W. L.; Ravishankara, A. R. Potential role of CS_2 photooxidation in tropospheric sulfur chemistry. *Geophys. Res. Lett.* **1981**, *8*, 543-546.
- Wine, P. H.; Kreutter, N. M.; Gump, C. A.; Ravishankara, A. R. Kinetics of OH reactions with the atmospheric sulfur compounds H_2S , CH_3SH , CH_3SCH_3 , and CH_3SSCH_3 . *J. Phys. Chem.* **1981**, *85*, 2660-2665, doi:10.1021/j150618a019.
- Wine, P. H.; Nicovich, J. M.; Stickel, R. E.; Zhao, Z.; Shackelford, C. J.; Kreutter, K. D.; Daykin, E. P.; Wang, S. In *The Tropospheric Chemistry of Ozone in the Polar Regions*; Springer-Verlag: Berlin, 1993; Vol. I7; pp 385-395.
- Wine, P. H.; Shah, R. C.; Ravishankara, A. R. Rate of reaction of OH with CS_2 . *J. Phys. Chem.* **1980**, *84*, 2499-2503, doi:10.1021/j100457a003.
- Wine, P. H.; Thompson, R. J.; Semmes, D. H. Kinetics of OH reactions with aliphatic thiols. *Int. J. Chem. Kinet.* **1984**, *16*, 1623-1636.
- Woiki, D.; Roth, P. Oxidation of S and SO by O_2 in high-temperature pyrolysis and photolysis reaction systems. *Int. J. Chem. Kinet.* **1995**, *27*, 59-71.
- Wu, R.; Wang, S.; Wang, L. New mechanism for the atmospheric oxidation of dimethyl sulfide. The importance of intramolecular hydrogen shift in a $\text{CH}_3\text{SCH}_2\text{OO}$ radical. *J. Phys. Chem. A* **2015**, *119*, 112-117, doi:10.1021/jp511616j.

- Zhang, L.; Qin, Q.-Z. Theoretical studies on CS₂OH-O₂: a possible intermediate in the OH initiated oxidation of CS₂ by O₂. *J. Mol. Structure (Theochem)* **2000**, *531*, 375-379.
- Zhao, Z.; Stickel, R. E.; Wine, P. H. Branching ratios for methyl elimination in the reactions of OD radicals and Cl atoms with CH₃SCH₃. *Chem. Phys. Lett.* **1996**, *251*, 59-66.
- Zhou, C.; Sendt, K.; Haynes, B. S. Computational study of the reaction SH + O₂. *J. Phys. Chem. A* **2009**, *113*, 2975-2981, doi:10.1021/jp810105e.

1.15 Metal Reactions

1.15.1 Table 1J: Metal Reactions

Reaction	Temperature Range of Exp. Data (K) ^a	A-Factor	E/R	k(298 K) ^b	f(298 K) ^c	g	Notes
$\text{Na} + \text{O}_2 \xrightarrow{\text{M}} \text{NaO}_2$		(See Table 2-1)					
$\text{Na} + \text{O}_3 \rightarrow \text{NaO} + \text{O}_2$ $\rightarrow \text{NaO}_2 + \text{O}$	208–377	1.0×10^{-9}	95	7.3×10^{-10} $< 4.0 \times 10^{-11}$	1.2	50	J1
$\text{Na} + \text{N}_2\text{O} \rightarrow \text{NaO} + \text{N}_2$	240–850	2.8×10^{-10}	1600	1.3×10^{-12}	1.2	400	J2
$\text{Na} + \text{Cl}_2 \rightarrow \text{NaCl} + \text{Cl}$	294	<i>7.3×10^{-10}</i>	0	7.3×10^{-10}	1.3	200	J3
$\text{NaO} + \text{O} \rightarrow \text{Na} + \text{O}_2$	290–573	4.4×10^{-10}	0	4.4×10^{-10}	1.5	200	J4
$\text{NaO} + \text{O}_2 \xrightarrow{\text{M}} \text{NaO}_3$		(See Table 2-1)					
$\text{NaO} + \text{O}_3 \rightarrow \text{NaO}_2 + \text{O}_2$ $\rightarrow \text{Na} + 2\text{O}_2$	207–377 296	1.1×10^{-9} <i>6.0×10^{-11}</i>	570 0	1.6×10^{-10} 6.0×10^{-11}	1.5 3.0	300 800	J5
$\text{NaO} + \text{H}_2 \rightarrow \text{NaOH} + \text{H}$	296	<i>2.6×10^{-11}</i>	0	2.6×10^{-11}	2.0	600	J6
$\text{NaO} + \text{H}_2\text{O} \rightarrow \text{NaOH} + \text{OH}$	260–716	4.3×10^{-10}	500	8.0×10^{-11}	1.5	200	J7
$\text{NaO} + \text{NO} \rightarrow \text{Na} + \text{NO}_2$	296	<i>1.5×10^{-10}</i>	0	1.5×10^{-10}	4.0	400	J8
$\text{NaO} + \text{CO}_2 \xrightarrow{\text{M}} \text{NaCO}_3$		(See Table 2-1)					
$\text{NaO} + \text{HCl} \rightarrow \text{products}$	308	<i>2.8×10^{-10}</i>	0	2.8×10^{-10}	3.0	400	J9
$\text{NaO}_2 + \text{O} \rightarrow \text{NaO} + \text{O}_2$	300	<i>2.2×10^{-11}</i>	0	2.2×10^{-11}	5.0	600	J10
$\text{NaO}_2 + \text{NO} \rightarrow \text{NaO} + \text{NO}_2$	296			$< 10^{-14}$			J11
$\text{NaO}_2 + \text{HCl} \rightarrow \text{products}$	295	<i>2.3×10^{-10}</i>	0	2.3×10^{-10}	3.0	400	J12
$\text{NaOH} + \text{HCl} \rightarrow \text{NaCl} + \text{H}_2\text{O}$	308	<i>2.8×10^{-10}</i>	0	2.8×10^{-10}	3.0	400	J13
$\text{NaHCO}_3 + \text{H} \rightarrow \text{Na} + \text{H}_2\text{O} + \text{CO}_2$	227–307	1.4×10^{-11}	1000	5×10^{-13}	2.0	100	J14
$\text{NaOH} + \text{CO}_2 \xrightarrow{\text{M}} \text{NaHCO}_3$		(See Table 2-1)					

Shaded areas indicate changes or additions since JPL10-6. Italicized entries in blue denote estimates.

^a Temperature range of available experimental data. This is not necessarily the range of temperature over which the recommended Arrhenius parameters are applicable. See the corresponding note for each reaction for such information.

^b Units are $\text{cm}^3 \text{ molecule}^{-1} \text{ s}^{-1}$.

^c $f(298 \text{ K})$ is the uncertainty factor at 298 K. To calculate the uncertainty at other temperatures, use the expression:

$$f(T) = f(298 \text{ K}) \exp \left| g \left(\frac{1}{T} - \frac{1}{298} \right) \right|, \text{ note that the exponent is an absolute value.}$$

1.15.2 Notes: Metal Reactions

J1. Na + O₃. The recommendation is based on the measurements of Ager et al.,¹ Worsnop et al.⁶ as corrected in Worsnop et al.,⁷ and Plane et al.³ The data of Worsnop et al. supersede earlier work from that laboratory (Silver and Kolb⁵). Measurements made by Husain et al.² at 500 K are somewhat lower, probably because they did not recognize that secondary chemistry, NaO + O₃ → Na + 2O₂, interferes with the rate coefficient measurement. The temperature dependence is from results of Worsnop et al.⁷ (214–294 K) and Plane et al.³ (208–377 K). Ager et al.¹ estimate that the NaO₂ + O product channel is ≤5%. Evidence that the NaO product is in the ²Σ⁺ excited electronic state was reported by Shi et al.⁴ and Wright et al.⁸ (Table: 94-26, Note: 94-26, Evaluated: 94-26) [Back to Table](#)

- (1) Ager, J. W., III; Talcott, C. L.; Howard, C. J. Gas phase kinetics of the reactions of Na and NaO with O₃ and N₂O. *J. Chem. Phys.* **1986**, *85*, 5584-5592.
- (2) Husain, D.; Marshall, P.; Plane, J. M. C. Determination of the absolute 2nd order rate constant for the reaction Na + O₃ → NaO + O₂. *J. Chem. Soc. Chem. Comm.* **1985**, 1216-1218.
- (3) Plane, J. M. C.; Nien, C.-F.; Allen, M. R.; Helmer, M. A kinetic investigation of the reactions Na + O₃ and NaO + O₃ over the temperature range 207-377 K. *J. Phys. Chem.* **1993**, *97*, 4459-4467.
- (4) Shi, X.; Herschbach, D. R.; Worsnop, D. R.; Kolb, C. E. Molecular beam chemistry: Magnetic deflection analysis of monoxide electronic states from alkali-metal atom + ozone reactions. *J. Phys. Chem.* **1993**, *97*, 2113-2122.
- (5) Silver, J. A.; Kolb, C. E. Determination of the absolute rate constants for the room temperature reactions of atomic sodium with ozone and nitrous oxide. *J. Phys. Chem.* **1986**, *90*, 3263-3266, doi:10.1021/j100405a042.
- (6) Worsnop, D. R.; Zahniser, M. S.; Kolb, C. E. Low-temperature absolute rate constants for the reaction of atomic sodium with ozone and nitrous oxide. *J. Phys. Chem.* **1991**, *95*, 3960-3964.
- (7) Worsnop, D. R.; Zahniser, M. S.; Kolb, C. E. Correction: Low-temperature absolute rate constants for the reaction of atomic sodium with ozone and nitrous oxide. *J. Phys. Chem.* **1992**, *96*, 9088, doi:10.1021/j100201a074.
- (8) Wright, T. G.; Ellis, A. M.; Dyke, J. M. A study of the products of the gas-phase reactions M + N₂O and M + O₃ and where M = Na or K with ultraviolet photoelectron spectroscopy. *J. Chem. Phys.* **1993**, *98*, 2891-2907.

J2. Na + N₂O. The recommendation incorporates the data of Husain and Marshall,³ Ager et al.,¹ Plane and Rajasekhar,⁴ and Worsnop et al.⁶ Silver and Kolb⁵ measured a rate coefficient at 295 K that is lower and is superseded by Worsnop et al. Helmer and Plane² report a measurement at 300 K in excellent agreement with the recommendation. Earlier, less direct studies are discussed by Ager et al.¹ The NaO product does not react significantly with N₂O at room temperature [*k* (for Na + N₂ + O₂ products) ≤ 10⁻¹⁶ cm³ molecule⁻¹ s⁻¹ and *k* (for NaO₂ + N₂ products) ≤ 2 × 10⁻¹⁵ cm³ molecule⁻¹ s⁻¹ (Ager et al.)]. Wright et al.⁷ used UV photoelectron spectroscopy to determine the product NaO is formed predominantly in the excited ²Σ⁺ state. (Table: 92-20, Note: 94-26, Evaluated: 94-26) [Back to Table](#)

- (1) Ager, J. W., III; Talcott, C. L.; Howard, C. J. Gas phase kinetics of the reactions of Na and NaO with O₃ and N₂O. *J. Chem. Phys.* **1986**, *85*, 5584-5592.
- (2) Helmer, M.; Plane, J. M. C. A study of the reaction NaO₂ + O → NaO + O₂: Implications for the chemistry of sodium in the upper atmosphere. *J. Geophys. Res.* **1993**, *98*, 23207-23222.
- (3) Husain, D.; Marshall, P. Kinetic study of the absolute rate constant for the reaction between Na + N₂O in the temperature range 349-917 K by time-resolved atomic resonance absorption spectroscopy at λ = 589 nm (Na(3²P₁) - Na(3²S_{1/2})) following pulsed irradiation. *Combust. and Flame* **1985**, *60*, 81-87.
- (4) Plane, J. M. C.; Rajasekhar, B. Kinetic study of the reactions Na + O₂ + N₂ and Na + N₂O over an extended temperature range. *J. Phys. Chem.* **1989**, *93*, 3135-3140, doi:10.1021/j100345a051.
- (5) Silver, J. A.; Kolb, C. E. Determination of the absolute rate constants for the room temperature reactions of atomic sodium with ozone and nitrous oxide. *J. Phys. Chem.* **1986**, *90*, 3263-3266, doi:10.1021/j100405a042.
- (6) Worsnop, D. R.; Zahniser, M. S.; Kolb, C. E. Low-temperature absolute rate constants for the reaction of atomic sodium with ozone and nitrous oxide. *J. Phys. Chem.* **1991**, *95*, 3960-3964.
- (7) Wright, T. G.; Ellis, A. M.; Dyke, J. M. A study of the products of the gas-phase reactions M + N₂O and M + O₃ and where M = Na or K with ultraviolet photoelectron spectroscopy. *J. Chem. Phys.* **1993**, *98*, 2891-2907.

- J3. Na + Cl₂.** Two measurements of the rate coefficient for this reaction are in excellent agreement: Silver¹ and Talcott et al.² The recommended value is the average of these room temperature results.
(Table 87-41, Note: 87-41, Evaluated: 87-41) [Back to Table](#)
- (1) Silver, J. A. Room temperature rate constant for the reaction of Na with Cl₂. *J. Chem. Phys.* **1986**, *84*, 4718-4720, doi:10.1063/1.450003.
 - (2) Talcott, C. L.; Ager, J. W., III; Howard, C. J. Gas phase studies of Na diffusion in He and Ar and kinetics of Na + Cl₂ and Na + SF₆. *J. Chem. Phys.* **1986**, *84*, 6161-6169, doi:10.1063/1.450757.
- J4. NaO + O.** The recommendation is based on measurements by Plane and Husain³ and Griffin et al.¹ The Na + O₃ reaction produces NaO predominately in the low lying A ²Σ⁺ state which can radiatively and collisionally decay slowly to the X ²Π ground state. The Plane and Husain³ experiment was configured so the the predominant reactant was NaO X ²Π while the Griffin et al.¹ experiment was designed to maximize NaO A ²Σ⁺ concentrations. While the two states may not have identical reaction rate constants, their energy difference is small compared to reaction exothermicity and both states show reaction rate constants near the collisional limit. Since this reaction in the atmosphere will probably proceed through a mixture of the two lowest NaO electronic states and data are available at only one temperature for each state, the recommended rate constant is an average of the two measurements. Plane and Husain³ reported that ~0.01 of the Na product is in the 3²P excited state, while Griffin et al.¹ report a Na 3²P product branching ratio of 0.14 ± 0.04. This difference is consistent with the orbital correlation predictions of products for reaction of each NaO state as presented by Herschbach et al.²
(Table: 06-2, Note: 06-2, Evaluated: 06-2) [Back to Table](#)
- (1) Griffin, J.; Worsnop, D. R.; Brown, R. C.; Kolb, C. E.; Herschbach, D. R. Chemical kinetics of the NaO (A²Σ⁺) + O(³P) reaction. *J. Phys. Chem. A* **2001**, *105*, 1643-1648, doi:10.1021/jp002641m.
 - (2) Herschbach, D. R.; Kolb, C. E.; Worsnop, D. R.; Shi, X. Excitation mechanism of the mesospheric sodium nightglow. *Nature* **1992**, *356*, 414-416.
 - (3) Plane, J. M. C.; Husain, D. Determination of the absolute rate constant for the reaction O + NaO → Na + O₂ by time-resolved atomic chemiluminescence at λ = 589 nm [Na(3 ²P_J) → Na(3 ²S_{1/2}) + hv]. *J. Chem. Soc. Faraday Trans. 2* **1986**, *82*, 2047-2052.
- J5. NaO + O₃.** This reaction was studied by Silver and Kolb,³ Ager et al.,¹ and Plane et al.,² who agree on the rate coefficient and branching ratio. This agreement may be fortuitous because Silver and Kolb used an indirect method and an analysis based on their rate coefficient for the Na + O₃ reaction, which is about 1/2 of the recommended value. Ager et al. employed a somewhat more direct measurement, but the study is complicated by a chain reaction mechanism in the Na/O₃ system. Plane et al. reported rate coefficient measurements for the NaO₂ + O₂ product channel over the temperature range 207–377 K using pulsed photolysis LIF methods. The recommendation for that channel is based on all three studies, and the recommendation for the Na + 2O₂ channel is based upon the results of Silver and Kolb and Ager et al. The latter reaction channel may also have a significant temperature dependence.
(Table: 94-26, Note: 94-26, Evaluated: 94-26) [Back to Table](#)
- (1) Ager, J. W., III; Talcott, C. L.; Howard, C. J. Gas phase kinetics of the reactions of Na and NaO with O₃ and N₂O. *J. Chem. Phys.* **1986**, *85*, 5584-5592.
 - (2) Plane, J. M. C.; Nien, C.-F.; Allen, M. R.; Helmer, M. A kinetic investigation of the reactions Na + O₃ and NaO + O₃ over the temperature range 207-377 K. *J. Phys. Chem.* **1993**, *97*, 4459-4467.
 - (3) Silver, J. A.; Kolb, C. E. Determination of the absolute rate constants for the room temperature reactions of atomic sodium with ozone and nitrous oxide. *J. Phys. Chem.* **1986**, *90*, 3263-3266, doi:10.1021/j100405a042.
- J6. NaO + H₂.** The recommendation is based on a measurement by Ager and Howard.¹ They also reported a significant Na + H₂O product channel and that a small fraction of the Na from this channel is in the 3²P excited state.
(Table 87-41, Note: 87-41, Evaluated: 87-41) [Back to Table](#)
- (1) Ager, J. W., III; Howard, C. J. Gas phase kinetics of the reactions of NaO with H₂, D₂, H₂O, and D₂O. *J. Chem. Phys.* **1987**, *87*, 921-925.
- J7. NaO + H₂O.** The recommendation is based on a room temperature measurement by Ager and Howard¹ and a temperature dependent measurement by Cox and Plane² with the more extensive temperature dependent data favored.

(Table: 06-2, Note: 06-2, Evaluated: 06-2) [Back to Table](#)

- (1) Ager, J. W., III; Howard, C. J. Gas phase kinetics of the reactions of NaO with H₂, D₂, H₂O, and D₂O. *J. Chem. Phys.* **1987**, 87, 921-925.
- (2) Cox, R. M.; Plane, J. M. C. An experimental and theoretical study of the reactions NaO + H₂O(D₂O) → NaOH(D) + OH(OD). *Phys. Chem. Chem. Phys.* **1999**, 1, 4713-4720.

J8. NaO + NO. The recommendation is based on an indirect measurement reported by Ager et al.¹

(Table 87-41, Note: 87-41, Evaluated: 87-41) [Back to Table](#)

- (1) Ager, J. W., III; Talcott, C. L.; Howard, C. J. Gas phase kinetics of the reactions of Na and NaO with O₃ and N₂O. *J. Chem. Phys.* **1986**, 85, 5584-5592.

J9. NaO + HCl. There is only one indirect measurement of the rate coefficient for this reaction, that from the study by Silver et al.¹ They indicate that the products are NaCl and OH, although some NaOH and Cl production is not ruled out.

(Table: 85-37, Note: 85-37, Evaluated: 85-37) [Back to Table](#)

- (1) Silver, J. A.; Stanton, A. D.; Zahniser, M. S.; Kolb, C. E. Gas-phase reaction rate of sodium hydroxide with hydrochloric acid. *J. Phys. Chem.* **1984**, 88, 3123-3129, doi:10.1021/j150658a041.

J10. NaO₂ + O. The recommendation is based on a flow tube study at 300 K by Helmer and Plane.¹

(Table: 94-26, Note: 94-26, Evaluated: 94-26) [Back to Table](#)

- (1) Helmer, M.; Plane, J. M. C. A study of the reaction NaO₂ + O → NaO + O₂: Implications for the chemistry of sodium in the upper atmosphere. *J. Geophys. Res.* **1993**, 98, 23207-23222.

J11. NaO₂ + NO. This reaction is endothermic. The upper limit recommended is from an experimental study by Ager et al.¹

(Table 87-41, Note: 87-41, Evaluated: 87-41) [Back to Table](#)

- (1) Ager, J. W., III; Talcott, C. L.; Howard, C. J. Gas phase kinetics of the reactions of Na and NaO with O₃ and N₂O. *J. Chem. Phys.* **1986**, 85, 5584-5592.

J12. NaO₂ + HCl. The recommendation is based on a measurement reported by Silver and Kolb.¹ They indicated that the products are NaCl + HO₂, but NaOOH + Cl may be possible products.

(Table 87-41, Note: 87-41, Evaluated: 87-41) [Back to Table](#)

- (1) Silver, J. A.; Kolb, C. E. Gas-phase reaction rate of sodium superoxide with hydrochloric acid. *J. Phys. Chem.* **1986**, 90, 3267-3269, doi:10.1021/j100405a043.

J13. NaOH + HCl. The recommendation is based on the study by Silver et al.,¹ which is the only published study of this reaction.

(Table: 85-37, Note: 85-37, Evaluated: 85-37) [Back to Table](#)

- (1) Silver, J. A.; Stanton, A. D.; Zahniser, M. S.; Kolb, C. E. Gas-phase reaction rate of sodium hydroxide with hydrochloric acid. *J. Phys. Chem.* **1984**, 88, 3123-3129, doi:10.1021/j150658a041.

J14. NaHCO₃ + H. The recommendation is based on measurements at 307 and 227 K by Cox et al.² It is consistent with an upper limit reported by Ager and Howard.¹

(Table: 10-6, Note: 10-6, Evaluated: 10-6) [Back to Table](#)

- (1) Ager, J. W., III; Howard, C. J. Rate coefficient for the gas phase reaction of NaOH with CO₂. *J. Geophys. Res.* **1987**, 92, 6675-6678.
- (2) Cox, R. M.; Self, D. E.; Plane, J. M. C. A study of the reaction between NaHCO₃ and H: Apparent closure on the chemistry of mesospheric Na. *J. Geophys. Res.* **2001**, 106, 1733-1739.

1.15.3 Bibliography – Metal Reactions

- Ager, J. W., III; Howard, C. J. Gas phase kinetics of the reactions of NaO with H₂, D₂, H₂O, and D₂O. *J. Chem. Phys.* **1987**, *87*, 921-925.
- Ager, J. W., III; Howard, C. J. Rate coefficient for the gas phase reaction of NaOH with CO₂. *J. Geophys. Res.* **1987**, *92*, 6675-6678.
- Ager, J. W., III; Talcott, C. L.; Howard, C. J. Gas phase kinetics of the reactions of Na and NaO with O₃ and N₂O. *J. Chem. Phys.* **1986**, *85*, 5584-5592.
- Cox, R. M.; Plane, J. M. C. An experimental and theoretical study of the reactions NaO + H₂O(D₂O) → NaOH(D) + OH(OD). *Phys. Chem, Chem. Phys.* **1999**, *1*, 4713-4720.
- Cox, R. M.; Self, D. E.; Plane, J. M. C. A study of the reaction between NaHCO₃ and H: Apparent closure on the chemistry of mesospheric Na. *J. Geophys. Res.* **2001**, *106*, 1733-1739.
- Griffin, J.; Worsnop, D. R.; Brown, R. C.; Kolb, C. E.; Herschbach, D. R. Chemical kinetics of the NaO (A²Σ⁺) + O(³P) reaction. *J. Phys. Chem. A* **2001**, *105*, 1643-1648, doi:10.1021/jp002641m.
- Helmer, M.; Plane, J. M. C. A study of the reaction NaO₂ + O → NaO + O₂: Implications for the chemistry of sodium in the upper atmosphere. *J. Geophys. Res.* **1993**, *98*, 23207-23222.
- Herschbach, D. R.; Kolb, C. E.; Worsnop, D. R.; Shi, X. Excitation mechanism of the mesospheric sodium nightglow. *Nature* **1992**, *356*, 414-416.
- Husain, D.; Marshall, P. Kinetic study of the absolute rate constant for the reaction between Na + N₂O in the temperature range 349-917 K by time-resolved atomic resonance absorption spectroscopy at λ = 589 nm (Na(3²P₁) - Na(3²S_{1/2})) following pulsed irradiation. *Combust. and Flame* **1985**, *60*, 81-87.
- Husain, D.; Marshall, P.; Plane, J. M. C. Determination of the absolute 2nd order rate constant for the reaction Na + O₃ → NaO + O₂. *J. Chem. Soc. Chem. Comm.* **1985**, 1216-1218.
- Plane, J. M. C.; Husain, D. Determination of the absolute rate constant for the reaction O + NaO → Na + O₂ by time-resolved atomic chemiluminescence at λ = 589 nm [Na(3²P₁) → Na(3²S_{1/2}) + hv]. *J. Chem. Soc. Faraday Trans. 2* **1986**, *82*, 2047-2052.
- Plane, J. M. C.; Nien, C.-F.; Allen, M. R.; Helmer, M. A kinetic investigation of the reactions Na + O₃ and NaO + O₃ over the temperature range 207-377 K. *J. Phys. Chem.* **1993**, *97*, 4459-4467.
- Plane, J. M. C.; Rajasekhar, B. Kinetic study of the reactions Na + O₂ + N₂ and Na + N₂O over an extended temperature range. *J. Phys. Chem.* **1989**, *93*, 3135-3140, doi:10.1021/j100345a051.
- Shi, X.; Herschbach, D. R.; Worsnop, D. R.; Kolb, C. E. Molecular beam chemistry: Magnetic deflection analysis of monoxide electronic states from alkali-metal atom + ozone reactions. *J. Phys. Chem.* **1993**, *97*, 2113-2122.
- Silver, J. A. Room temperature rate constant for the reaction of Na with Cl₂. *J. Chem. Phys.* **1986**, *84*, 4718-4720, doi:10.1063/1.450003.
- Silver, J. A.; Kolb, C. E. Determination of the absolute rate constants for the room temperature reactions of atomic sodium with ozone and nitrous oxide. *J. Phys. Chem.* **1986**, *90*, 3263-3266, doi:10.1021/j100405a042.
- Silver, J. A.; Kolb, C. E. Gas-phase reaction rate of sodium superoxide with hydrochloric acid. *J. Phys. Chem.* **1986**, *90*, 3267-3269, doi:10.1021/j100405a043.
- Silver, J. A.; Stanton, A. D.; Zahniser, M. S.; Kolb, C. E. Gas-phase reaction rate of sodium hydroxide with hydrochloric acid. *J. Phys. Chem.* **1984**, *88*, 3123-3129, doi:10.1021/j150658a041.
- Talcott, C. L.; Ager, J. W., III; Howard, C. J. Gas phase studies of Na diffusion in He and Ar and kinetics of Na + Cl₂ and Na + SF₆. *J. Chem. Phys.* **1986**, *84*, 6161-6169, doi:10.1063/1.450757.
- Worsnop, D. R.; Zahniser, M. S.; Kolb, C. E. Low-temperature absolute rate constants for the reaction of atomic sodium with ozone and nitrous oxide. *J. Phys. Chem.* **1991**, *95*, 3960-3964.
- Worsnop, D. R.; Zahniser, M. S.; Kolb, C. E. Correction: Low-temperature absolute rate constants for the reaction of atomic sodium with ozone and nitrous oxide. *J. Phys. Chem.* **1992**, *96*, 9088, doi:10.1021/j100201a074.
- Wright, T. G.; Ellis, A. M.; Dyke, J. M. A study of the products of the gas-phase reactions M + N₂O and M + O₃ and where M = Na or K with ultraviolet photoelectron spectroscopy. *J. Chem. Phys.* **1993**, *98*, 2891-2907.

SECTION 2. TERMOLECULAR REACTIONS

Table of Contents

SECTION 2. TERMOLECULAR REACTIONS.....	2-1
2.1 Introduction.....	2-1
2.2 Low-Pressure-Limiting Rate Constant, $k_o^x(T)$	2-2
2.3 Temperature Dependence of Low-Pressure Limiting Rate Constants: T^n	2-2
2.4 High-Pressure-Limit Rate Constants, $k_\infty(T)$	2-3
2.5 Temperature Dependence of High-Pressure-Limiting Rate Constants: T^m	2-3
2.6 Uncertainty Estimates.....	2-3
2.7 Notes to Table 2.....	2-9
2.8 Bibliography – Termolecular Reactions.....	2-48

Tables

Table 2-1. Rate Constants for Termolecular Reactions.....	2-4
---	-----

2.1 Introduction

Rate constants for association reactions (Table 2) of the type $A + B \leftrightarrow [AB]^* \xrightarrow{M} AB$ can be pressure dependent. The low-pressure-limiting rate constants are given in the form:

$$k_o(T) = k_o^{300} \left(\frac{T}{300} \right)^{-n} \text{ cm}^6 \text{ molecule}^{-2} \text{ s}^{-1},$$

(where k_o^{300} has been adjusted for air as the third body). The limiting high-pressure rate constant is given in a similar form:

$$k_\infty(T) = k_\infty^{300} \left(\frac{T}{300} \right)^{-m} \text{ cm}^3 \text{ molecule}^{-1} \text{ s}^{-1}.$$

To obtain the effective second-order rate constant for a given condition of temperature and pressure (altitude), the following formula is used:

$$k_f([M], T) = \left(\frac{k_o(T)[M]}{1 + \frac{k_o(T)[M]}{k_\infty(T)}} \right) 0.6 \left\{ 1 + \left[\log_{10} \left(\frac{k_o(T)[M]}{k_\infty(T)} \right) \right]^2 \right\}^{-1}$$

The fixed value 0.6 that appears in this formula fits the data for all listed reactions adequately, although in principle this quantity may be different for each reaction, and also temperature dependent. There are rarely sufficient data to accommodate another parameter.

Some reactions that appear to be simple bimolecular processes proceed via bound intermediates. For example, the reaction between HO and CO to yield H + CO₂ takes place on a potential energy surface that contains the radical HOCO. The yield of H and CO₂ is diminished as the pressure rises. The loss of reactants is thus the sum of two processes, an association to yield HOCO and the chemical activation process yielding H and CO₂. The total rate

constant for loss of reactants is fit by the equation above for the association added to the chemical activation rate constant which can be represented by a similar looking equation:

$$k_f^{ca}([M],T) = \left(\frac{k_o(T)}{1 + \frac{k_o(T)}{k_\infty(T)[M]}} \right) 0.6 \left\{ 1 + \left[\log_{10} \left(\frac{k_o(T)}{k_\infty(T)[M]} \right) \right]^2 \right\}^{-1}$$

Thus, a compilation of rate constants requires the stipulation of the four parameters, $k_o(300)$, n , $k_\infty(300)$, and m . These can be found in Table 2. The discussion that follows outlines the general methods we have used in establishing this table, and the notes to the table discuss specific data sources. Recent advances in theory have allowed direct calculation of rate constants for some reactions using RRKM/Master Equation methods.

When sufficient and precise data exist for a given reaction, we have fit the data to the four parameter expression above. We have used theory as a guide whenever possible.

2.2 Low-Pressure-Limiting Rate Constant, $k_o^x(T)$

Troe¹⁷ has described a simple method for obtaining low-pressure-limiting rate constants. In essence this method depends on the definition:

$$k_o^x(T) \equiv \beta_x k_{o,sc}^x$$

Here sc signifies “strong” collisions, x denotes the bath gas, and β_x is an efficiency parameter ($0 < \beta_x < 1$), which provides a measure of energy transfer. The strong collision rate constant can be calculated with some accuracy from knowledge of molecular parameters available from experiment and more and more from theory.

The coefficient β_x is related to the average energy transferred in a collision with gas x , $\langle \Delta E \rangle_x$, via:

$$\frac{\beta_x}{(1 - \sqrt{\beta_x})} = \frac{\langle \Delta E \rangle_x}{F_E kT}$$

Notice that $\langle \Delta E \rangle$ is quite sensitive to β . F_E is the correction factor of the energy dependence of the density of states (a quantity of the order of 1.1 for most species of stratospheric interest).

For some of the reactions of possible stratospheric interest reviewed here, there exist data in the low-pressure limit (or very close thereto), and we have chosen to evaluate and unify this data by calculating $k_o^x(T)$ for the appropriate bath gas x and computing the value of β_x corresponding to the experimental value¹⁷. A compilation¹³ gives details for many of the reactions considered here.

From the β_x values (most of which are for N_2 , i.e., β_{N_2}), we compute $\langle \Delta E \rangle_x$ according to the above equation. Values of $\langle \Delta E \rangle_{N_2}$ of approximately 0.3–1 kcal mole⁻¹ are generally expected. If multiple data exist, we average the values of $\langle \Delta E \rangle_{N_2}$ and recommend a rate constant corresponding to the β_{N_2} computed in the equation above.

Master equation calculations allow direct calculation of low pressure rate constants and of β_x .

Where no data exist we have sometimes estimated the low-pressure rate constant by taking $\beta_{N_2} = 0.3$ at $T = 300$ K, a value based on those cases where data exist.

2.3 Temperature Dependence of Low-Pressure Limiting Rate Constants: T^n

The value of n recommended here comes from measurements or, in some cases, a calculation of $\langle \Delta E \rangle_{N_2}$ from the data at 300 K, and a computation of $\beta_{N_2}(200$ K) assuming that $\langle \Delta E \rangle_{N_2}$ is independent of temperature in this range. This $\beta_{N_2}(200$ K) value is combined with the computed value of $k_{o,sc}(200$ K) to give the expected value of the actual rate constant at 200 K. This latter, in combination with the value at 300 K, yields the value of n .

This procedure can be directly compared with measured values of k_o (200 K) when those exist. Unfortunately, very few values at 200 K are available. There are often temperature-dependent studies, but some ambiguity exists when one attempts to extrapolate these down to 200 K. If data are to be extrapolated beyond the measured temperature range, a choice must be made as to the functional form of the temperature dependence.

There are two general ways of expressing the temperature dependence of rate constants. Either the Arrhenius expression

$$k_o(T) = A \exp(-E/RT)$$

or the form

$$k_o(T) = A' T^{-n}$$

is employed. Neither of these extrapolation techniques is soundly based, and since they often yield values that differ substantially, we have used the power law expression above as the basis of our recommendations.

2.4 High-Pressure-Limit Rate Constants, $k_\infty(T)$

High-pressure rate constants can often be obtained experimentally, but those for the relatively small species of atmospheric importance usually reach the high-pressure limit at inaccessibly high pressures. This leaves two sources of these numbers, the first being estimates based upon theory, and the second being extrapolation of fall-off data up to higher pressures.

Stratospheric conditions generally render reactions of interest much closer to the low-pressure limit and thus are fairly insensitive to the high-pressure value. This means that while the extrapolation is long, and the value of $k_\infty(T)$ is often not very accurate, a "reasonable guess" of $k_\infty(T)$ will then suffice. In a few cases we have declined to guess since the low-pressure limit is effective over the entire range of stratospheric conditions.

2.5 Temperature Dependence of High-Pressure-Limiting Rate Constants: T^m

There are very few data upon which to base a recommendation for values of m . Values in Table 2 are often estimated, based on models for the transition state of bond-association reactions and whatever data are available. In general the temperature dependence of these rate constants is expected to be small.

2.6 Uncertainty Estimates

For three-body reactions (Table 2) uncertainties are assigned using a procedure that is analogous to that employed for bimolecular reactions in Table 1-1. Values of $f(298\text{ K})$ are given for these rate constants at room temperature and assumed to be valid at all pressures. The additional uncertainty arising from the temperature extrapolation is expressed with a g -factor as in Table 1-1. Given that uncertainties for an expression with four parameters are expressed with only two parameters, a certain amount of arbitrariness is involved in their choice. In general we have tried to have the "two sigma" range incorporate most of the data.

Table 2-1. Rate Constants for Termolecular Reactions

Reaction	Low-Pressure Limit ^a $k_0(T) = k_0^{300} (T/300)^{-n}$		High-Pressure Limit ^b $k_\infty(T) = k_\infty^{300} (T/300)^{-m}$		f(298 K)	g	Note
	k_0^{300}	n	k_∞^{300}	m			
O_x Reactions							
$O + O_2 \xrightarrow{M} O_3$	(6.0) (-34)	2.4	–	–	1.1	50	A1
O(¹D) Reactions							
$O(^1D) + N_2 \xrightarrow{M} N_2O$	(2.8) (-36)	0.9	–	–	1.3	75	A2
HO_x Reactions							
$H + O_2 \xrightarrow{M} HO_2$	(4.4) (-32)	1.3	(7.5) (-11)	-0.2	1.3	50	B1
$OH + OH \xrightarrow{M} H_2O_2$	(6.9) (-31)	1.0	(2.6) (-11)	0	1.5	100	B2
NO_x Reactions							
$O + NO \xrightarrow{M} NO_2$	(9.0) (-32)	1.5	(3.0) (-11)	0.0	1.2	100	C1
$O + NO_2 \xrightarrow{M} NO_3$	(2.5) (-31)	1.8	(2.2) (-11)	0.7	1.3	100	C2
$OH + NO \xrightarrow{M} HONO$	(7.0) (-31)	2.6	(3.6) (-11)	0.1	1.2	50	C3
$OH + NO_2 \xrightarrow{M} HONO_2$ $\xrightarrow{M} HOONO$	(1.8) (-30)	3.0	(2.8) (-11)	0	1.3	100	C4
	(9.1) (-32)	3.9	(4.2) (-11)	0.5	1.5	200	
$HO_2 + NO \xrightarrow{M} HONO_2$	(See Note)						C5
$HO_2 + NO_2 \xrightarrow{M} HO_2NO_2$	(1.9) (-31)	3.4	(4.0) (-12)	0.3	1.06	400	C6
$NO_2 + NO_3 \xrightarrow{M} N_2O_5$	(2.4) (-30)	3.0	(1.6) (-12)	-0.1	1.1	100	C7
$NO_3 \xrightarrow{M} NO + O_2$	(See Note)						C8
Hydrocarbon Reactions							
$OH + CO \xrightarrow{M} HOCO$ $\xrightarrow{M} H + CO_2$ (See Note)	(5.9) (-33)	1.0	(1.1) (-12)	-1.3	1.1	50	D1
	(1.5) (-13)	0	(2.1) (9)	-6.1			
$CH_3 + O_2 \xrightarrow{M} CH_3O_2$	(4.0) (-31)	3.6	(1.2) (-12)	-1.1	1.1	50	D2
$C_2H_5 + O_2 \xrightarrow{M} C_2H_5O_2$	(1.5) (-28)	3.0	(8.0) (-12)	0	1.2	50	D3
$OH + C_2H_2 \xrightarrow{M} HOCHCH$	(5.5) (-30)	0.0	(8.3) (-13)	-2	1.1	50	D4
$OH + C_2H_4 \xrightarrow{M} HOCH_2CH_2$	(1.1) (-28)	3.5	(8.4) (-12)	1.75	1.15	90	D5

Reaction	Low-Pressure Limit ^a $k_0(T) = k_0^{300} (T/300)^{-n}$		High-Pressure Limit ^b $k_\infty(T) = k_\infty^{300} (T/300)^{-m}$		f(298 K)	g	Note
	k_0^{300}	n	k_∞^{300}	m			
$\text{OH} + \text{CH}_2=\text{CHCH}_3 \xrightarrow{\text{M}} \text{HOC}_3\text{H}_6$	(4.6) (-27)	4	(2.6) (-11)	1.3	1.2	50	D6
$\text{OH} + \text{iso-Butene} \xrightarrow{\text{M}} \text{Products}$	-	-	(5.4) (-11)	1.4	1.2	200	D7
$\text{OH} + \text{1-Butene} \xrightarrow{\text{M}} \text{Products}$	-	-	(3.2) (-11)	1.4	1.1	50	D8
$\text{OH} + \text{cis-2-Butene} \xrightarrow{\text{M}} \text{Products}$	-	-	(5.5) (-11)	1.2	1.1	50	D9
$\text{OH} + \text{trans-2-Butene} \xrightarrow{\text{M}} \text{Products}$	-	-	(6.9) (-11)	1.2	1.1	50	D10
$\text{CH}_3\text{O} + \text{NO} \xrightarrow{\text{M}} \text{CH}_3\text{ONO}$	(2.3) (-29)	2.8	(3.8) (-11)	0.6	1.3	100	D11
$\text{CH}_3\text{O} + \text{NO}_2 \xrightarrow{\text{M}} \text{CH}_3\text{ONO}_2$	(5.3) (-29)	4.4	(1.9) (-11)	1.8	1.1	0	D12
$\text{C}_2\text{H}_5\text{O} + \text{NO} \xrightarrow{\text{M}} \text{C}_2\text{H}_5\text{ONO}$	(2.8) (-27)	4.0	(5.0) (-11)	0.2	1.2	50	D13
$\text{C}_2\text{H}_5\text{O} + \text{NO}_2 \xrightarrow{\text{M}} \text{C}_2\text{H}_5\text{ONO}_2$	(2.0) (-27)	4.0	(2.8) (-11)	1.0	1.1	100	D14
$\text{CH}_3\text{O}_2 + \text{NO}_2 \xrightarrow{\text{M}} \text{CH}_3\text{O}_2\text{NO}_2$	(1.0) (-30)	4.8	(7.2) (-12)	2.1	1.5	100	D15
$\text{C}_2\text{H}_5\text{O}_2 + \text{NO}_2 \xrightarrow{\text{M}} \text{C}_2\text{H}_5\text{O}_2\text{NO}_2$	(1.2) (-29)	4.0	(9.0) (-12)	0.0	1.3	50	D16
$\text{CH}_3\text{C(O)O}_2 + \text{NO}_2 \xrightarrow{\text{M}} \text{CH}_3\text{C(O)O}_2\text{NO}_2$	(9.7) (-29)	5.6	(9.3) (-12)	1.5	1.2	50	D17
$\text{CH}_3\text{CH}_2\text{C(O)O}_2 + \text{NO}_2 \xrightarrow{\text{M}} \text{CH}_3\text{CH}_2\text{C(O)O}_2\text{NO}_2$	(9.0) (-28)	8.9	(7.7) (-12)	0.2	2.0	100	D18
$\text{CH}_3\text{C(O)CH}_2 + \text{O}_2 \xrightarrow{\text{M}} \text{CH}_3\text{C(O)CH}_2\text{O}_2$	(3) (-29)		(1.0) (-12)		1.3		D19
$\text{CH}_2\text{OO} + \text{CH}_2\text{OO} \rightarrow \text{Products (See Note)}$ (Criegee intermediate)	0	0	(7) (-11)	0	1.5	100	D20
FO_x Reactions							
$\text{F} + \text{O}_2 \xrightarrow{\text{M}} \text{FO}_2$	(5.8) (-33)	1.7	(1) (-10)	0	1.3	100	E1
$\text{F} + \text{NO} \xrightarrow{\text{M}} \text{FNO}$	(1.2) (-31)	0.5	(2.8) (-10)	0	1.4	200	E2
$\text{F} + \text{NO}_2 \xrightarrow{\text{M}} \text{FNO}_2$	(1.5) (-30)	2.0	(1.0) (-11)	0.0	1.3	100	E3
$\text{FO} + \text{NO}_2 \xrightarrow{\text{M}} \text{FONO}_2$	(2.6) (-31)	1.3	(2.0) (-11)	1.5	3	200	E4
$\text{CF}_3 + \text{O}_2 \xrightarrow{\text{M}} \text{CF}_3\text{O}_2$	(3.0) (-29)	4.0	(3.0) (-12)	1.0	1.2	100	E5
$\text{CF}_3\text{O} + \text{NO}_2 \xrightarrow{\text{M}} \text{CF}_3\text{ONO}_2$	(1.7) (-28)	6.9	(1.1) (-11)	1	1.1	50	E6
$\text{CF}_3\text{O}_2 + \text{NO}_2 \xrightarrow{\text{M}} \text{CF}_3\text{O}_2\text{NO}_2$	(1.5) (-29)	2.2	(9.6) (-12)	1	1.1	50	E7
$\text{CF}_3\text{O} + \text{CO} \xrightarrow{\text{M}} \text{CF}_3\text{OCO}$	(2.5) (-31)	2	(6.8) (-14)	-1.2	1.2	500	E8

Reaction	Low-Pressure Limit ^a $k_0(T) = k_0^{300} (T/300)^{-n}$		High-Pressure Limit ^b $k_\infty(T) = k_\infty^{300} (T/300)^{-m}$		f(298 K)	g	Note
	k_0^{300}	n	k_∞^{300}	m			
$\text{CF}_3\text{O} \xrightarrow{\text{M}} \text{CF}_2\text{O} + \text{F}$	(See Note)						E9
CIO_x Reactions							
$\text{Cl} + \text{O}_2 \xrightarrow{\text{M}} \text{ClOO}$	(2.2) (-33)	3.1	(1.8) (-10)	0	1.1	50	F1
$\text{Cl} + \text{NO} \xrightarrow{\text{M}} \text{ClNO}$	(7.6) (-32)	1.8	-	-	1.2	50	F2
$\text{Cl} + \text{NO}_2 \xrightarrow{\text{M}} \text{ClONO}$	(1.3) (-30)	2	(1) (-10)	1	1.2	100	F3
$\xrightarrow{\text{M}} \text{ClONO}_2$	(1.8) (-31)	2	(1) (-10)	1	1.3	100	
$\text{Cl} + \text{CO} \xrightarrow{\text{M}} \text{ClCO}$	(1.3) (-33)	3.8	-	-	1.1	50	F4
$\text{Cl} + \text{C}_2\text{H}_2 \xrightarrow{\text{M}} \text{ClC}_2\text{H}_2$	(5.2) (-30)	2.4	(2.2) (-10)	0.7	1.1	50	F5
$\text{Cl} + \text{C}_2\text{H}_4 \xrightarrow{\text{M}} \text{ClC}_2\text{H}_4$	(1.6) (-29)	3.3	(3.1) (-10)	1.0	1.5	50	F6
$\text{Cl} + \text{C}_2\text{Cl}_4 \xrightarrow{\text{M}} \text{C}_2\text{Cl}_5$	(1.4) (-28)	8.5	(4.0) (-11)	1.2	1.2	50	F7
$\text{ClO} + \text{NO}_2 \xrightarrow{\text{M}} \text{ClONO}_2$	(1.8) (-31)	3.4	(1.5) (-11)	1.9	1.3	50	F8
$\text{OCIO} + \text{NO}_3 \xrightarrow{\text{M}} \text{O}_2\text{ClONO}_2$	(See Note)						F9
$\text{ClO} + \text{ClO} \xrightarrow{\text{M}} \text{Cl}_2\text{O}_2$	(1.9) (-32)	3.6	(3.7) (-12)	1.6	1.15	0	F10
$\text{ClO} + \text{OCIO} \xrightarrow{\text{M}} \text{Cl}_2\text{O}_3$	(6.2) (-32)	4.7	(2.4) (-11)	0	1.1	25	F11
$\text{OCIO} + \text{O} \xrightarrow{\text{M}} \text{ClO}_3$	(2.9) (-31)	3.1	(8.3) (-12)	0	1.1	100	F12
$\text{CH}_2\text{Cl} + \text{O}_2 \xrightarrow{\text{M}} \text{CH}_2\text{ClO}_2$	(1.9) (-30)	3.2	(2.9) (-12)	1.2	1.1	125	F13
$\text{CHCl}_2 + \text{O}_2 \xrightarrow{\text{M}} \text{CHCl}_2\text{O}_2$	(1.3) (-30)	4.0	(2.8) (-12)	1.4	1.1	125	F14
$\text{CCl}_3 + \text{O}_2 \xrightarrow{\text{M}} \text{CCl}_3\text{O}_2$	(8) (-31)	6	(3.5) (-12)	1	1.2	50	F15
$\text{CFCl}_2 + \text{O}_2 \xrightarrow{\text{M}} \text{CFCl}_2\text{O}_2$	(5.0) (-30)	4.0	(6.0) (-12)	1.0	1.3	200	F16
$\text{CF}_2\text{Cl} + \text{O}_2 \xrightarrow{\text{M}} \text{CF}_2\text{ClO}_2$	(5.2) (-29)	5.6	(1.0) (-11)	0.8	2	300	F17
$\text{CCl}_3\text{O}_2 + \text{NO}_2 \xrightarrow{\text{M}} \text{CCl}_3\text{O}_2\text{NO}_2$	(2.9) (-29)	6.8	(1.3) (-11)	1	1.1	50	F18
$\text{CFCl}_2\text{O}_2 + \text{NO}_2 \xrightarrow{\text{M}} \text{CFCl}_2\text{O}_2\text{NO}_2$	(2.2) (-29)	5.8	(1.0) (-11)	1	1.1	50	F19
$\text{CF}_2\text{ClO}_2 + \text{NO}_2 \xrightarrow{\text{M}} \text{CF}_2\text{ClO}_2\text{NO}_2$	(1.1) (-29)	4.6	(1.7) (-11)	1.2	2	300	F20

Reaction	Low-Pressure Limit ^a $k_0(T) = k_0^{300} (T/300)^{-n}$		High-Pressure Limit ^b $k_\infty(T) = k_\infty^{300} (T/300)^{-m}$		f(298 K)	g	Note
	k_0^{300}	n	k_∞^{300}	m			
BrO_x Reactions							
$\text{Br} + \text{NO}_2 \xrightarrow{\text{M}} \text{Products}$	(4.2) (-31)	2.4	(2.7) (-11)	0	1.1	50	G1
$\text{BrO} + \text{NO}_2 \xrightarrow{\text{M}} \text{BrONO}_2$	(5.4) (-31)	3.1	(6.5) (-12)	2.9	1.2	400	G2
$\text{Br} + \text{CH}_2=\text{CHCH}=\text{CH}_2 \xrightarrow{\text{M}} \text{Products}$	(1.1) (-28)	4.8	(2.1) (-10)	0.6	1.5	100	G3
$\text{Br} + \text{CH}_2=\text{C}(\text{CH}_3)\text{CH}=\text{CH}_2 \xrightarrow{\text{M}} \text{Products}$	(1.1) (-27)	2.5	(2.0) (-10)	1.1	1.5	100	G4
IO_x Reactions							
$\text{I} + \text{NO} \xrightarrow{\text{M}} \text{INO}$	(1.8) (-32)	1.0	(1.7) (-11)	0	1.3	150	H1
$\text{I} + \text{NO}_2 \xrightarrow{\text{M}} \text{INO}_2$	(3.0) (-31)	1.0	(6.6) (-11)	0	1.2	300	H2
$\text{IO} + \text{NO}_2 \xrightarrow{\text{M}} \text{IONO}_2$	(7.5) (-31)	3.5	(7.6) (-12)	1.5	1.3	50	H3
$\text{CH}_2\text{I} + \text{O}_2 \rightarrow \text{Products}$ (See Note)			(1.6) (-12)	1.55	1.2	100	H4
SO_x Reactions							
$\text{HS} + \text{NO} \xrightarrow{\text{M}} \text{HSNO}$	(2.4) (-31)	2.5	(2.7) (-11)	0	1.2	100	I1
$\text{CH}_3\text{S} + \text{NO} \xrightarrow{\text{M}} \text{CH}_3\text{SNO}$	(3.2) (-29)	4.0	(3.5) (-11)	1.8	1.2	100	I2
$\text{O} + \text{SO}_2 \xrightarrow{\text{M}} \text{SO}_3$	(1.8) (-33)	-2	(4.2) (-14)	-1.8	2	100	I3
$\text{OH} + \text{SO}_2 \xrightarrow{\text{M}} \text{HOSO}_2$	(3.3) (-31)	4.3	(1.6) (-12)		1.1	100	I4
$\text{CH}_3\text{S} + \text{O}_2 \xrightarrow{\text{M}} \text{CH}_3\text{SOO}$	(See Note)						I5
$\text{CH}_3\text{SCH}_2 + \text{O}_2 \xrightarrow{\text{M}} \text{CH}_3\text{SCH}_2\text{O}_2$	(See Note)						I6
$\text{SO}_3 + \text{NH}_3 \xrightarrow{\text{M}} \text{H}_3\text{NSO}_3$	(3.6) (-30)	6.1	(4.3) (-11)	0	1.2	200	I7
$\text{HO} + \text{CS}_2 \xrightarrow{\text{M}} \text{HO} \cdots \text{CS}_2$	(4.9) (-31)	3.5	(1.4) (-11)	1	1.5	100	I8
$\text{Cl} + \text{CS}_2 \xrightarrow{\text{M}} \text{Cl} \cdots \text{CS}_2$	(5.9) (-31)	3.6	(4.6) (-10)	0	1.1	50	I9
$\text{HO} + (\text{CH}_3)_2\text{S} \xrightarrow{\text{M}} \text{HO} \cdots (\text{CH}_3)_2\text{S}$	(2.9) (-31)	6.24			1.2		I10
$\text{Cl} + (\text{CH}_3)_2\text{S} \xrightarrow{\text{M}} \text{Cl} \cdots (\text{CH}_3)_2\text{S}$	(4) (-28)	7	(2) (-10)	1	1.1	50	I11
$\text{Br} + (\text{CH}_3)_2\text{S} \xrightarrow{\text{M}} \text{Br} \cdots (\text{CH}_3)_2\text{S}$	(3.7) (-29)	5.3	(1.5) (-10)	2	1.1	100	I12

Reaction	Low-Pressure Limit ^a $k_0(T) = k_0^{300} (T/300)^{-n}$		High-Pressure Limit ^b $k_\infty(T) = k_\infty^{300} (T/300)^{-m}$		f(298 K)	g	Note
	k_0^{300}	n	k_∞^{300}	m			
Metal Reactions							
$\text{Na} + \text{O}_2 \xrightarrow{\text{M}} \text{NaO}_2$	(3.2) (-30)	1.4	(6.0) (-10)	0	1.3	200	J1
$\text{NaO} + \text{O}_2 \xrightarrow{\text{M}} \text{NaO}_3$	(3.5) (-30)	2.0	(5.7) (-10)	0	1.3	200	J2
$\text{NaO} + \text{CO}_2 \xrightarrow{\text{M}} \text{NaCO}_3$	(8.7) (-28)	2.0	(6.5) (-10)	0	1.3	200	J3
$\text{NaOH} + \text{CO}_2 \xrightarrow{\text{M}} \text{NaHCO}_3$	(1.3) (-28)	2.0	(6.8) (-10)	0	1.3	200	J4
$\text{Hg} + \text{Br} \xrightarrow{\text{M}} \text{HgBr}$	(1.5) (-32)	1.9	–	–	1.5	100	J5

Shaded areas indicate changes or additions since JPL 10-6.

The values quoted are suitable for air as the third body, M.

^a Units are $\text{cm}^6 \text{ molecule}^{-2} \text{ s}^{-1}$.

^b Units are $\text{cm}^3 \text{ molecule}^{-1} \text{ s}^{-1}$.

f(298 K) is the uncertainty factor at 298 K. To calculate the uncertainty at other temperatures, use the expression:

$$f(T) = f(298) \exp \left[g \left(\frac{1}{T} - \frac{1}{298} \right) \right]$$

Note that the exponent is an absolute value

2.7 Notes to Table 2-1

JPL Publication numbers for the most recent revision of the table entry, note and evaluation date are given at the end of each note.

A1. O + O₂. Low pressure limit and T dependence are an average of Klais et al.,¹⁰ Huie et al.,⁷ and Lin and Leu.¹¹ These studies in N₂ and Ar are in the temperature range 200 < T/K < 268. The result is in agreement with the study of Hippler et al.⁶ and the extrapolated recommendation fits their lower pressure N₂ data down to 100 K. High pressure studies by Croce de Cobos and Troe² are in agreement with this recommendation. Rawlins et al.¹⁴ estimate values in Ar between 80 and 150 K from nascent vibrational distributions that are a factor of two higher than the recommendation extrapolated to 80 K. The temperature dependence of the rate constant determined from the experimental data are in excellent agreement with the value of n = 2.36 determined from the calculations of Patrick and Golden.¹³ However there is some reason to believe that a radical-complex plays a role in this process.^{6,8,12,19} Kaye⁹ has calculated isotope effects for this reaction, using methods similar to those discussed in the Introduction of this document (see Troe¹⁷ and Patrick and Golden¹³). Isotope effects have been reported by Anderson et al.¹ and Gross and Billing.⁴ Measurements of isotopic fractionation by Mauersberger and colleagues¹⁸ and Thiemens and co-workers¹⁵ reveal distinctly non-statistical effects. Various attempts at theoretical explanations exist,⁵ but the detailed knowledge of the potential energy surface required is unavailable. A summary of theoretical and experimental studies by Schinke et al.¹⁶ goes into great detail on this subject as does a study by Gao and Marcus.³
(Table: 02-25, Note: 10-6, Evaluated 10-6) [Back to Table](#)

- (1) Anderson, S. M.; Hulsebusch, D.; Mauersberger, K. Surprising rate coefficients for four isotopic variants of O + O₂ + M. *J. Chem. Phys.* **1997**, *107*, 5385-5392.
- (2) Croce de Cobos, A. E.; Troe, J. High-pressure range of the recombination O + O₂ → O₃. *Int. J. Chem. Kinet.* **1984**, *16*, 1519-1530.
- (3) Gao, Y. Q.; Marcus, R. A. An approximate theory of the ozone isotope effects: Rate constant ratios and pressure dependence. *J. Chem. Phys.* **2007**, *127*, 244316, doi:10.1063/1.2806189.
- (4) Gross, A.; Billing, G. D. Isotope effects on the rate constants for the processes O₂ + O → O + O₂ and O₂ + O + Ar → O₃ + Ar On a modified ground-state potential energy surface for ozone. *Chem. Phys.* **1997**, *217*, 1-18.
- (5) Hathorn, B. C.; Marcus, R. A. An intramolecular theory of the mass-independent isotope effect for ozone. II. Numerical implementation at low pressures using a loose transition state. *J. Chem. Phys.* **2000**, *113*, 9497-9509.
- (6) Hippler, H.; Troe, J.; Willner, J. Temperature and pressure dependence of ozone formation rates in the range 1-1000 bar and 90-370 K. *J. Chem. Phys.* **1990**, *93*, 6560-6569.
- (7) Huie, R. E.; Herron, J. T.; Davis, D. D. Absolute rate constants for the reaction O + O₂ + M → O₃ + M over the temperature range 200-346°K. *J. Phys. Chem.* **1972**, *76*, 2653-2658.
- (8) Ivanov, A. V.; Gershenzon, Y. M.; Gratpanche, F.; Devolder, P.; Saverysyn, J.-P. Heterogeneous loss of OH on NaCl and NH₄NO₃ at tropospheric temperatures. *Ann. Geophys.* **1996**, *14*, 659-664.
- (9) Kaye, J. A. Theoretical analysis of isotope effects on ozone formation in oxygen photochemistry. *J. Geophys. Res.* **1986**, *91*, 7865-7874.
- (10) Klais, O.; Anderson, P. C.; Kurylo, M. J. A reinvestigation of the temperature dependence of the rate constant for the reaction O + O₂ + M → O₃ + M (for M = O₂, N₂, and Ar) by the flash photolysis resonance fluorescence technique. *Int. J. Chem. Kinet.* **1980**, *12*, 469-490.
- (11) Lin, C. L.; Leu, M. T. Temperature and third-body dependence of the rate constant for the reaction O + O₂ + M → O₃ + M. *Int. J. Chem. Kinet.* **1982**, *14*, 417-434.
- (12) Luther, K.; Oum, K.; Troe, J. Study of the recombination reaction CCl₃ + O₂ (+M) → CCl₃O₂ (+M) at pressures of 2-900 bar and temperatures of 260-346 K. *J. Phys. Chem. A* **2001**, *105*, 5535-5541, doi:10.1021/jp003844d.
- (13) Patrick, R.; Golden, D. M. Third-order rate constants of atmospheric importance. *Int. J. Chem. Kinet.* **1983**, *15*, 1189-1227.
- (14) Rawlins, W. T.; Caledonia, G. E.; Armstrong, R. A. Dynamics of vibrationally excited ozone formed by three-body recombination. II. Kinetics and mechanism. *J. Chem. Phys.* **1987**, *87*, 5209-5213
- (15) Savarino, J.; Thiemens, M. Mass-independent oxygen isotope (¹⁶O, ¹⁷O, ¹⁸O) fractionation found in H_x, O_x reactions. *J. Phys. Chem. A* **1999**, *103*, 9221-9229.

- (16) Schinke, R.; Grebenshchikov, S. Y.; Ivanov, M. V.; Fleurat-Lessard, P. Dynamical studies of the ozone isotope effect: A status report. *Ann. Rev. Phys. Chem.* **2006**, *57*, 625-661, doi:10.1146/annurev.physchem.57.032905.104542.
- (17) Troe, J. Theory of thermal unimolecular reactions at low pressures. I. Solutions of the master equation. *J. Chem. Phys.* **1977**, *66*, 4745-4757.
- (18) Wolf, S.; Bitter, M.; Krankowsky, D.; Mauersberger, K. Multi-isotope study of fractionation effects in the ozone formation process. *J. Chem. Phys.* **2000**, *113*, 2684-2686.
- (19) Zhu, R. S.; Lin, M. C. Ab initio studies of ClO_x reactions. VII. Isomers of Cl₂O₃ and their roles in the ClO + OClO reaction. *J. Chem. Phys.* **2003**, *118*, 8645-8655, doi:10.1063/1.1565315.

A2. O(¹D) + N₂. Recommended parameters (including f and g) are from Estupiñán et al.¹ whose detection capabilities were more advanced than those employed in earlier studies. Kajimoto and Cvetanovic³ report a value at 296 K of $6.5 \times 10^{-37} \text{ cm}^6 \text{ s}^{-1}$. Maric and Burrows⁴ extract $(8.8 \pm 3.3) \times 10^{-37} \text{ cm}^6 \text{ s}^{-1}$ from a study of the photolysis of synthetic air. Gaedtke et al.² report an approximate value of 10^{12} in molar units, which translates to 2.8×10^{-36} in molecular units. The rate constant is extremely low in this special system due to electronic curve crossing.

(Table: 06-2, Note: 06-2, Evaluated: 06-2) [Back to Table](#)

- (1) Estupiñán, E. G.; Nicovich, J. M.; Li, J.; Cunnold, D. M.; Wine, P. H. Investigation of N₂O production from 266 and 532 nm laser flash photolysis of O₃/N₂/O₂ mixtures. *J. Phys. Chem. A* **2002**, *106*, 5880-5890, doi:10.1021/jp014242c.
- (2) Gaedtke, H. K.; Hippler, K.; Luther, J.; Troe, J. Addition reactions of oxygen atoms at high pressures. *Proc. Combust. Inst.* **1973**, *14*, 295-303.
- (3) Kajimoto, O.; Cvetanovic, R. J. Formation of nitrous oxide in the reaction of O(¹D₂) atoms with nitrogen. *J. Chem. Phys.* **1976**, *64*, 1005-1015.
- (4) Maric, D.; Burrows, J. P. Formation of N₂O in the photolysis/photoexcitation of NO, NO₂ and air. *J. Photochem. Photobiol. A: Chem.* **1992**, *66*, 291-312.

B1. H + O₂. Studies by Kurylo,⁸ Wong and Davis,¹³ Hsu et al.,⁷ Hsu et al.,⁶ Cobos et al.,⁴ Pirraglia et al.,¹⁰ Carleton et al.,³ Troe,¹² Bates et al.,¹ Michael et al.,⁹ and Fernandes et al.⁵ have been considered. All are in good agreement. A theoretical study by Sellevåg et al.¹¹ improves the knowledge of the high pressure limit and verifies the low pressure limit. The parameters in Sellevåg et al.¹¹ are the basis for the recommendation. Several studies^{1,9} have pointed out the large effect of water vapor as the collider gas. Baulch et al.² have evaluated this reaction over the temperature range $298 < T/K < 1500$.

(Table: 10-6, Note: 10-6, Evaluated: 10-6) [Back to Table](#)

- (1) Bates, R. W.; Golden, D. M.; Hanson, R. K.; Bowman, C. T. Experimental study and modeling of the reaction $\text{H} + \text{O}_2 + \text{M} \rightarrow \text{HO}_2 + \text{M}$ (M = Ar, N₂, H₂O) at elevated pressures and temperatures between 1050 and 1250 K. *Phys. Chem. Chem. Phys.* **2001**, *3*, 2337-2342, doi:10.1039/b010002l.
- (2) Baulch, D. L.; Bowman, C. T.; Cobos, C. J.; Cox, R. A.; Just, T.; Kerr, J. A.; Pilling, M. J.; Stocker, D.; Troe, J.; Tsang, W.; Walker, R. W.; Warnatz, J. Evaluated kinetic data for combustion modeling: Supplement II. *J. Phys. Chem. Ref. Data* **2005**, *34*, 757-1397, doi:10.1063/1.1748524.
- (3) Carleton, K. J.; Kessler, W. J.; Marinelli, W. J. H + O₂ + M (= N₂, H₂O, Ar) three-body rate coefficients at 298-750 K. *J. Phys. Chem.* **1993**, *97*, 6412-6417.
- (4) Cobos, C. J.; Hippler, H.; Troe, J. High-pressure falloff curves and specific rate constants for the reactions $\text{H} + \text{O} \rightleftharpoons \text{HO} + \text{O}$. *J. Phys. Chem.* **1985**, *89*, 342-349, doi:10.1021/j100248a033.
- (5) Fernandes, R. X.; Luther, K.; Troe, J.; Ushakov, V. G. Experimental and modelling study of the recombination reaction $\text{H} + \text{O}_2 (+\text{M}) = \text{HO}_2 (+\text{M})$ between 300 and 900 K, 1.5 and 950 bar, and in the bath gases M = He, Ar, and N₂. *Phys. Chem. Chem. Phys.* **2008**, *10*, 4313-4321, doi:10.1039/b804553d.
- (6) Hsu, K. J.; Anderson, S. M.; Durant, J. L.; Kaufman, F. Rate constants for $\text{H} + \text{O}_2 + \text{M}$ from 298 to 639 K for M = He, N₂, and H₂O. *J. Phys. Chem.* **1989**, *93*, 1018-1021, doi:10.1021/j100340a003.
- (7) Hsu, K. J.; Durant, J. L.; Kaufman, F. Rate constants for $\text{H} + \text{O}_2 + \text{M}$ at 298 K for M = He, N₂, and H₂O. *J. Phys. Chem.* **1987**, *91*, 1895-1899, doi:10.1021/j100291a043.
- (8) Kurylo, M. J. Absolute rate constants for the reaction $\text{H} + \text{O}_2 + \text{M} \rightarrow \text{HO}_2 + \text{M}$ over the temperature range 203-404 K. *J. Phys. Chem.* **1972**, *76*, 3518-3526.
- (9) Michael, J. V.; Su, M.-C.; Sutherland, J. W.; Carroll, J. J.; Wagner, A. F. Rate constants for $\text{H} + \text{O}_2 + \text{M} \rightarrow \text{HO}_2 + \text{M}$ in seven bath gases. *J. Phys. Chem. A* **2002**, *106*, 5297-5313, doi:10.1021/jp020229w.

- (10) Pirraglia, A. N.; Michael, J. V.; Sutherland, J. W.; Klemm, R. B. A flash photolysis-shock tube kinetic study of the H atom reaction with O₂: H + O₂ ⇌ OH + O (962 K ≤ T ≤ 1705 K) and H + O₂ + Ar → HO₂ + Ar (746 K ≤ T ≤ 987 K). *J. Phys. Chem.* **1989**, *93*, 282-291, doi:10.1021/j100338a058.
- (11) Sellevåg, S. R.; Georgievskii, Y.; Miller, J. A. The temperature and pressure dependence of the reactions H + O₂ (+M) → HO₂ (+M) and H + OH (+M) → H₂O (+M). *J. Phys. Chem. A* **2008**, *112*, 5085-5095, doi:10.1021/jp711800z.
- (12) Troe, J. Detailed modeling of the temperature and pressure dependence of the reaction H + O₂ (+M) → HO₂ (+M). *Proc. Combust. Inst.* **2001**, *28*, 1463-1469.
- (13) Wong, W. D.; Davis, D. A flash photolysis-resonance fluorescence study of the reaction of atomic hydrogen with molecular oxygen H + O₂ + M → HO₂ + M. *Int. J. Chem. Kinet.* **1974**, *6*, 401-416.
- B2. OH + OH.** Recommended values are from fits of measurements by Zellner et al.⁶ in N₂, by Forster et al.² and Fulle et al.³ in 1–150 bar He scaled to N₂. A study by Fagerstrom et al.¹ in 85–1000 mbar SF₆ gives slightly different values. A pressure independent bimolecular channel to H₂O + O with a rate 1.8 × 10⁻¹² is observed (see Table 1-1). Zellner et al. used somewhat different values for this rate constant to make substantial corrections to their measured values. Changing to the accepted value will make large changes in the Zellner et al. values and it is unclear how to evaluate this. Trainor and von Rosenberg⁵ report a value at 300 K that is lower than recommended by a factor of 2.7. A theoretical study by Sellevåg et al.⁴ recommends values for He that are compatible with the recommendation. (Table: 02-25, Note: 10-6, Evaluated: 10-6) [Back to Table](#)
- (1) Fagerstrom, K.; Lund, A.; Mahmoud, G.; Jodkowski, J. T.; Ratajczak, E. Pressure and temperature dependence of the gas-phase reaction between methyl and hydroxyl radicals. *Chem. Phys. Lett.* **1994**, *224*, 43-50.
- (2) Forster, R.; Frost, M.; Fulle, D.; Hamann, H. F.; Hippler, H.; Schlepegreli; Troe, J. High pressure range of the addition of HO to HO, NO, NO₂, and CO. I. Saturated laser induced fluorescence measurements at 298 K. *J. Chem. Phys.* **1995**, *103*, 2949-2958, doi:10.1063/1.470482.
- (3) Fulle, D.; Hamann, H. F.; Hippler, H.; Troe, J. High-pressure range of the addition of HO to HO. III. Saturated laser-induced fluorescence measurements between 200 and 700 K. *J. Chem. Phys.* **1996**, *105*, 1001-1006.
- (4) Sellevåg, S. R.; Georgievskii, Y.; Miller, J. A. Kinetics of the gas-phase recombination reaction of hydroxyl radicals to form hydrogen peroxide. *J. Phys. Chem. A* **2009**, *113*, 4457-4467, doi:10.1021/jp8110524.
- (5) Trainor, D. W.; von Rosenberg, C. W., Jr. Flash photolysis study of the gas phase recombination of hydroxyl radicals. *J. Chem. Phys.* **1974**, *61*, 1010-1015, doi:10.1063/1.1681968.
- (6) Zellner, R.; Ewig, F.; Paschke, R.; Wagner, G. Pressure and temperature dependence of the gas-phase recombination of hydroxyl radicals. *J. Phys. Chem.* **1988**, *92*, 4184-4190, doi:10.1021/j100325a038.
- C1. O + NO.** Low pressure limit and n from direct measurements of Schieferstein et al.² and their re-analysis of the data of Whytock et al.³ Error limits encompass other studies. High pressure limit and m from fitting the data of Hippler et al.,¹ who report higher values for the high pressure limiting rate constant, to the format used in this compilation. Shock tube measurements by Yarwood et al.⁴ in argon from 300–1300 K are consistent with the values in Table 2. (Table: 06-2, Note: 06-2, Evaluated: 06-2) [Back to Table](#)
- (1) Hippler, H.; Siefke, M.; Stark, H.; Troe, J. New studies of the unimolecular reaction NO₂ ⇌ O + NO. Part 1. High pressure range of the O + NO recombination between 200 and 400 K. *Phys. Chem. Chem. Phys.* **1999**, *1*, 57-61.
- (2) Schieferstein, M.; Kohse-Höinghaus, K.; Stuhl, F. Temperature dependence of the rate constants of the reaction O + NO + M → NO₂ + M (M = He, NO, N₂, CH₄). *Ber. Bunsenges. Phys. Chem.* **1983**, *87*, 361-366.
- (3) Whytock, D. A.; Michael, J. V.; Payne, W. A. Absolute rate constants for O + NO + N₂ → NO₂ + N₂ from 217-500 K. *Chem. Phys. Lett.* **1976**, *42*, 466-471.
- (4) Yarwood, G.; Sutherland, J. W.; Wickramaaratchi, M. A.; Klemm, R. B. Direct rate constant measurements for the reaction O + NO + Ar → NO₂ + Ar at 300-1341 K. *J. Phys. Chem.* **1991**, *95*, 8771-8775.
- C2. O + NO₂.** Values of rate constants and temperature dependences from a combination of the study by Burkholder and Ravishankara² and that of Hahn et al.³ At 300 K these studies almost overlap at the highest pressure of Burkholder and Ravishankara and the lowest pressure studied by Hahn et al. The former values are larger by a factor of 2.2 under these conditions. This recommendation is in reasonable agreement with the evaluation of Baulch et al.,¹ which fits the Hahn et al. values very well. (Table: 02-25, Note: 02-25, Evaluated: 06-2) [Back to Table](#)
- (1) Baulch, D. L.; Cox, R. A.; Hampson, R. F., Jr.; Kerr, J. A.; Troe, J.; Watson, R. T. Evaluated kinetic and photochemical data for atmospheric chemistry. *J. Phys. Chem. Ref. Data* **1980**, *9*, 295-471.

- (2) Burkholder, J. B.; Ravishankara, A. R. Rate coefficient for the reaction: $O + NO_2 + M \rightarrow NO_3 + M$. *J. Phys. Chem. A* **2000**, *104*, 6752-6757, doi:10.1021/jp000169z.
- (3) Hahn, J.; Luther, K.; Troe, J. Experimental and theoretical study of the temperature and pressure dependences of the recombination reactions $O + NO_2(+M) \rightarrow NO_3(+M)$ and $NO_2 + NO_3(+M) \rightarrow N_2O_5(+M)$. *Phys. Chem. Chem. Phys.* **2000**, *2*, 5098-5104, doi:10.1039/b005756h.

C3. OH + NO. The low pressure limit rate constant has been reported by Anderson and Kaufman,² Stuhl and Niki,¹⁷ Morley and Smith,¹³ Westenberg and de Haas,¹⁸ Anderson et al.,³ Howard and Evenson,¹² Harris and Wayne,¹¹ Atkinson et al.,⁶ Overend et al.,¹⁴ Anastasi and Smith,¹ Burrows et al.,⁷ and Atkinson and Smith.⁴ The general agreement is good, and the recommended values of both the rate constant and the temperature dependence are weighted averages. Studies by Sharkey et al.¹⁶ and Donahue et al.⁸ in the transition regime between low and high pressure limits are in agreement and serve to reduce the uncertainty. These latter studies yield a value for the high pressure limiting rate constant in agreement with the results of Forster et al.,⁹ whose study reached pressures of 100 bar in He. The temperature dependence of the high pressure limiting rate constant is from the data of Anastasi and Smith¹ and Sharkey et al. (both *cis*- and *trans*-HONO are expected to be formed.) Fulle et al.¹⁰ report a high pressure limit in agreement with Forster et al.⁹ Pagsberg et al.¹⁵ report low pressure values in SF₆ that are compatible (i.e., the ratio of collision efficiencies is about a factor of two) with the recommendation. A study by Zabarnick¹⁹ is noted. The error limits encompass the differences with the IUPAC⁵ recommendation.

(Table: 06-2, Note: 06-2, Evaluated: 06-2) [Back to Table](#)

- (1) Anastasi, C.; Smith, I. W. M. Rate measurements of reactions of OH by resonance absorption Part 6.-Rate constants for $OH + NO(+M) \rightarrow HNO_2(+M)$ over a wide range of temperature and pressure. *J. Chem. Soc. Faraday Trans. 2* **1978**, *74*, 1056-1064.
- (2) Anderson, J. G.; Kaufman, F. Kinetics of the reaction $OH + NO_2 + M \rightarrow HNO_3 + M$. *Chem. Phys. Lett.* **1972**, *16*, 375-379.
- (3) Anderson, J. G.; Margitan, J. J.; Kaufman, F. Gas phase recombination of OH with NO and NO₂. *J. Chem. Phys.* **1974**, *60*, 3310-3317.
- (4) Atkinson, D. B.; Smith, M. A. Radical-molecule kinetics in pulsed uniform supersonic flows: Termolecular association of OH + NO between 90 and 220 K. *J. Phys. Chem.* **1994**, *98*, 5797-5800.
- (5) IUPAC: Atmospheric Chemical Kinetic Data Evaluation. Atkinson, R.; Baulch, D. L.; Cox, R. A.; Crowley, J. N.; Hampson, J., R. F.; Hynes, R. G.; Jenkin, M. E.; Kerr, J. A.; Rossi, M. J.; Troe, J., 2004, <http://www.iupac-kinetic.ch.cam.ac.uk>.
- (6) Atkinson, R.; Hansen, D. A.; Pitts, J., J. N. Rate constants for the reaction of the OH radical with H₂ and NO (M = Ar and N₂). *J. Chem. Phys.* **1975**, *62*, 3284-3288.
- (7) Burrows, J. P.; Wallington, T. J.; Wayne, R. P. Kinetics of the gas-phase reactions of OH with NO₂ and with NO. *J. Chem. Soc. Faraday Trans. 2* **1983**, *79*, 111-122.
- (8) Donahue, N. M.; Dubey, M. K.; Mohrschladt, R.; Demerjian, K.; Anderson, J. G. High-pressure flow study of the reactions $OH + NO_x \rightarrow HONO_x$: Errors in the falloff region. *J. Geophys. Res.* **1997**, *102*, 6159-6168.
- (9) Forster, R.; Frost, M.; Fulle, D.; Hamann, H. F.; Hippler, H.; Schlepegreli; Troe, J. High pressure range of the addition of HO to HO, NO, NO₂, and CO. I. Saturated laser induced fluorescence measurements at 298 K. *J. Chem. Phys.* **1995**, *103*, 2949-2958, doi:10.1063/1.470482.
- (10) Fulle, D. H.; Hamann, H. F.; Hippler, H.; Troe, J. Temperature and pressure dependence of the addition reactions of HO to NO and to NO₂. IV. Saturated laser-induced fluorescence measurements up to 1400 bar. *J. Chem. Phys.* **1998**, *108*, 5391-5397.
- (11) Harris, G. W.; Wayne, R. P. Reaction of hydroxyl radicals with NO, NO₂ and SO₂. *J. Chem. Soc. Faraday Trans. 1* **1975**, *71*, 610-617.
- (12) Howard, C. J.; Evenson, K. M. Laser magnetic resonance study of the gas phase reactions of OH with CO, NO, and NO₂. *J. Chem. Phys.* **1974**, *61*, 1943-1952.
- (13) Morley, C.; Smith, I. W. M. Rate measurements of reactions of OH by resonance absorption .I. Reactions of OH with NO₂ and NO. *J. Chem. Soc. Faraday Trans. 2* **1972**, *68*, 1016-1030.
- (14) Overend, R. P.; Paraskevopoulos, G.; Black, C. Rates of OH radical reactions. II. The combination reaction $OH + NO + M$. *J. Chem. Phys.* **1976**, *64*, 4149-4154.
- (15) Pagsberg, P.; Bjergbakke, E.; Ratajczak, E.; Sillesen, A. Kinetics of the gas phase reaction $OH + NO(+M) \rightarrow HONO(+M)$ and the determination of the UV absorption cross sections of HONO. *Chem. Phys. Lett.* **1997**, *272*, 383-390.
- (16) Sharkey, P.; Sims, I. R.; Smith, I. W. M.; Bocherl, P.; Rowe, B. R. Pressure and temperature dependence of the rate constants for the association reaction OH radicals with NO between 301 and 23 K. *J. Chem. Soc. Faraday Trans. 1994*, *90*, 3609-3616.
- (17) Stuhl, F.; Niki, H. Flash Photochemical Study of the Reaction $OH + NO + M$ Using Resonance Fluorescent Detection of OH. *J. Chem. Phys.* **1972**, *57*, 3677-3679, doi:10.1063/1.1678826.

- (18) Westenberg, A. A.; deHaas, N. Rate measurement on OH + NO + M and OH + NO₂ + M. *J. Chem. Phys.* **1972**, *57*, 5375-5378.
- (19) Zabarnick, S. Kinetics of the reaction OH + NO + M → HONO + M as a function of temperature and pressure in the presence of argon, SF₆ and N₂ bath gas. *Chem. Phys.* **1993**, *171*, 265-273.

C4. OH + NO₂. This reaction has been the subject of detailed study. There are two product channels, one to HONO₂ (nitric acid) and the other to HOONO (pernitrous acid). (There are at least two conformers of HOONO, *cis-cis* and *trans-perp*, which are thought to be equilibrated under atmospheric conditions.) Golden and Smith¹⁴ concluded that there were two pathways and they offered parameters in the format of this recommendation that were given in the note in JPL 02-25.²⁰ Experiments by Hippler and co-workers^{11,12} up to about 100 bar at 300 K and the finding of a double exponential decay of OH at 430 K and 100 bar implicate a second pathway.¹⁵ Nizkorodov and Wennberg¹⁸ report 5% HOONO at 253 K and 20 Torr of an N₂/He buffer gas. Bean et al.³ and Pollack et al.¹⁹ report on the spectroscopy of the HOONO conformer. Mollner et al.¹⁷ report the total rate constant at 298 K in N₂, O₂ and air from 50 to 900 Torr, and the branching ratio for the two pathways at 298 K in a mixture of N₂ and H₂ from 20 to 760 Torr. They find the efficiency of air to be 94% that of N₂ and by simultaneously fitting both the branching ratio and the total rate constant they obtained parameters at 298 K: $k_0 = 1.51 \times 10^{-30}$ and $k_\infty = 1.84 \times 10^{-30}$ for the HONO₂ pathway and $k_0 = 6.2 \times 10^{-32}$ and $k_\infty = 8.1 \times 10^{-11}$ for the HOONO pathway.

Golden et al.¹³ have performed RRKM/master-equation calculations on an ab initio potential energy, which are the basis for the previous recommendation, which is retained for the current recommendation. Golden et al.¹³ adjusted their calculations to agree with experiments: the low pressure limit and the high pressure limiting rate constants and their temperature dependences are from a fit to the data of Hippler et al.,¹⁵ Anastasi and Smith,¹ Wine et al.,²¹ Donahue et al.,⁸ Dransfield et al.,⁹ Brown et al.,⁴ and D'Ottone et al.⁷ Brown et al. report that O₂ is about 30% less efficient than N₂ as a collider and suggest that air might therefore have a total efficiency of 0.94 relative to N₂. The total rate constants reported by Mollner et al.¹⁷ are in excellent agreement with the recommendation. Data from Anderson et al.,² Howard and Evenson,¹⁶ Burrows et al.,⁶ and Erler et al.¹⁰ are in essential agreement. Data of Forster et al.¹¹ and Fulle et al.¹² are acknowledged to be about 30% too high.¹⁵ Burkholder et al.⁵ and Dransfield et al.⁹ searched for the isomer HOONO, but were unable to detect it. The description of the reaction between HO and NO₂, as consisting of two product channels, requires that the data represent the sum of the two pathways. The branching ratios measured at 298 K by Mollner et al.¹⁷ are about 25% lower than from the recommendation; Mollner et al. did not report branching ratios at other temperatures. The fate of HOONO has to be included in atmospheric models. If this fate involves rapid loss due to reaction or photolysis, the effect of the second pathway is the diminution of the HONO₂ forming rate constant. Evaluation of data, taking into account both pathways, indicates that the contribution of the HOONO forming reaction can be from 5 to 15% under atmospheric conditions at 298 K. The equilibrium constant is given in Table 3-1.

(Table: 06-2, Note: 15-10, Evaluated 15-10) [Back to Table](#)

- (1) Anastasi, C.; Smith, I. W. M. Rate measurements of reactions of OH by resonance absorption Part 5.-Rate constants for OH + NO₂(+M) → HNO₃(+M) over a wide range of temperature and pressure. *J. Chem. Soc. Faraday Trans. 2* **1976**, *72*, 1459-1468.
- (2) Anderson, J. G.; Margitan, J. J.; Kaufman, F. Gas phase recombination of OH with NO and NO₂. *J. Chem. Phys.* **1974**, *60*, 3310-3317.
- (3) Bean, B. D.; Mollner, A. K.; Nizkorodov, S. A.; Nair, G.; Okumura, M.; Sander, S. P.; Peterson, K. A.; Francisco, J. S. Cavity ringdown spectroscopy of *cis-cis* HOONO and the HOONO/HONO₂ branching ratio in the reaction OH + NO₂ + M. *J. Phys. Chem. A* **2003**, *107*, 6974-6985, doi:10.1021/jp034407c.
- (4) Brown, S. S.; Talukdar, R. K.; Ravishankara, A. R. Rate constants for the reaction OH + NO₂ + M → HNO₃ + M under atmospheric conditions. *Chem. Phys. Lett.* **1999**, *299*, 277-284.
- (5) Burkholder, J. B.; Hammer, P. D.; Howard, C. J. Product analysis of the OH + NO₂ + M reaction. *J. Phys. Chem.* **1987**, *91*, 2136-2144.
- (6) Burrows, J. P.; Wallington, T. J.; Wayne, R. P. Kinetics of the gas-phase reactions of OH with NO₂ and with NO. *J. Chem. Soc. Faraday Trans. 2* **1983**, *79*, 111-122.
- (7) D'Ottone, L.; Campuzano-Jost, P.; Bauer, D.; Hynes, A. J. A pulsed laser photolysis-pulsed laser induced fluorescence study of the kinetics of the gas-phase reaction of OH with NO₂. *J. Phys. Chem. A* **2001**, *105*, 10538-10543, doi:10.1021/jp012250n.
- (8) Donahue, N. M.; Dubey, M. K.; Mohrschladt, R.; Demerjian, K.; Anderson, J. G. High-pressure flow study of the reactions OH + NO_x → HONO_x: Errors in the falloff region. *J. Geophys. Res.* **1997**, *102*, 6159-6168.
- (9) Dransfield, T. J.; Perkins, K. K.; Donahue, N. M.; Anderson, J. G.; Sprengnether, M. M.; Demerjian, K. Temperature and pressure dependent kinetics of the gas-phase reaction of the hydroxyl radical with nitrogen dioxide. *Geophys. Res. Lett.* **1999**, *26*, 687-690.

- (10) Erler, K.; Field, D.; Zellner, R.; Smith, I. W. M. Recombination reaction between hydroxyl radicals and nitrogen dioxide. $\text{OH} + \text{NO}_2 + \text{M}$ ($\text{M} = \text{He}, \text{CO}_2$) in temperature range 213-300 K. *Ber. Bunsenges. Phys. Chem.* **1977**, *81*, 22-26.
- (11) Forster, R.; Frost, M.; Fulle, D.; Hamann, H. F.; Hippler, H.; Schlepegreli; Troe, J. High pressure range of the addition of HO to HO, NO, NO_2 , and CO. I. Saturated laser induced fluorescence measurements at 298 K. *J. Chem. Phys.* **1995**, *103*, 2949-2958, doi:10.1063/1.470482.
- (12) Fulle, D. H.; Hamann, H. F.; Hippler, H.; Troe, J. Temperature and pressure dependence of the addition reactions of HO to NO and to NO_2 . IV. Saturated laser-induced fluorescence measurements up to 1400 bar. *J. Chem. Phys.* **1998**, *108*, 5391-5397.
- (13) Golden, D. M.; Barker, J. R.; Lohr, L. L. Master equation models for the pressure- and temperature-dependent reactions $\text{HO} + \text{NO}_2 \rightarrow \text{HONO}_2$ and $\text{HO} + \text{NO}_2 \rightarrow \text{HOONO}$. *J. Phys. Chem. A* **2003**, *107*, 11057-11071, doi:10.1021/jp0353183.
- (14) Golden, D. M.; Smith, G. P. Reaction of $\text{OH} + \text{NO}_2 + \text{M}$: A new view. *J. Phys. Chem. A* **2000**, *104*, 3991-3997, doi:10.1021/jp9939928.
- (15) Hippler, H.; Nasterlack, S.; Striebel, F. Reaction of $\text{OH} + \text{NO}_2 + \text{M}$: Kinetic evidence of isomer formation. *Phys. Chem. Chem. Phys.* **2002**, *4*, 2959-2964, doi:10.1039/b201932a.
- (16) Howard, C. J.; Evenson, K. M. Laser magnetic resonance study of the gas phase reactions of OH with CO, NO, and NO_2 . *J. Chem. Phys.* **1974**, *61*, 1943-1952.
- (17) Mollner, A. K.; Valluvadasan, S.; Feng, L.; Sprague, M. K.; Okumura, M.; Milligan, D. B.; Bloss, W. J.; Sander, S. P.; Martini, P. T.; Harley, R. A.; McCoy, A. B.; Carter, W. P. L. Rate of gas phase association of hydroxyl radical and nitrogen dioxide. *Science* **2010**, *330*, 646-649, doi:10.1126/science.1193030.
- (18) Nizkorodov, S. A.; Wennberg, P. O. First spectroscopic observation of gas-phase HOONO. *J. Phys. Chem. A* **2002**, *106*, 855-859, doi:10.1021/jp013598l.
- (19) Pollack, I. B., I. M. Konen, E. X. J. Li, and M. I. Lester Spectroscopic characterization of HOONO and its binding energy via infrared action spectroscopy. *J. Chem. Phys.* **2003**, *119*, 9981-9984, doi:10.1063/1.1624246.
- (20) Sander, S. P.; Finlayson-Pitts, B. J.; Friedl, R. R.; Golden, D. M.; Huie, R. E.; Kolb, C. E.; Kurylo, M. J.; Molina, M. J.; Moortgat, G. K.; Orkin, V. L.; Ravishankara, A. R. Chemical Kinetics and Photochemical Data for Use in Atmospheric Studies, Evaluation Number 14, Jet Propulsion Laboratory Pasadena, JPL Publication 02-25, 2002, <http://jpldataeval.jpl.nasa.gov>.
- (21) Wine, P. H.; Kreutter, N. M.; Ravishankara, A. R. Flash photolysis-resonance fluorescence kinetics study of the reaction $\text{OH} + \text{NO}_2 + \text{M} \rightarrow \text{HNO}_3 + \text{M}$. *J. Phys. Chem.* **1979**, *83*, 3191-3195, doi:10.1021/j100488a002.

C5. $\text{HO}_2 + \text{NO}$. Butkovskaya et al. studied this reaction in a high pressure turbulent flow reactor coupled to a chemical ionization mass spectrometer.²⁻⁴ Very small yields (<1%) of nitric acid were measured from 223 to 323 K and from 72 to 600 Torr of (mostly) N_2 and in the absence of water vapor. The yields were enhanced by the presence of water vapor.^{3,4} In systems not including water vapor, they summarized the yield of nitric acid relative to the yield of NO_2 (from $\text{HO}_2 + \text{NO} \rightarrow \text{OH} + \text{NO}_2$) as follows:

$$\beta(T, P) = (530 \pm 10)/T(K) + (6.4 \pm 1.3) \times 10^{-4} P(\text{Torr}) - (1.73 \pm 0.07).$$

At low temperatures, β extrapolated below 100 Torr has a large non-zero intercept at zero pressure,^{2,4} which is not expected for a gas phase reaction. In the presence of water vapor, the chemical ionization mass spectrometer signals are affected significantly³ and the yield of nitric acid increases linearly with added water vapor,^{3,4} reaching an enhancement factor of ~8 at $[\text{H}_2\text{O}] = 4 \times 10^{17} \text{ molecule cm}^{-3}$ and 298 K³:

$$f_{\text{H}_2\text{O}} \approx (1 + 2 \times 10^{-17} [\text{H}_2\text{O}])$$

where the concentration of H_2O is expressed in molecules cm^{-3} . If this effect is due to reaction of the hydrated HO_2 complex (i.e. $\text{HO}_2 \cdot \text{H}_2\text{O} + \text{NO} \rightarrow \text{HNO}_3 + \text{H}_2\text{O}$), then the rate constant of the complex with NO is $\sim 6 \times 10^{-13} \text{ cm}^3 \text{ s}^{-1}$ at 298 K in the presence of 200 Torr of N_2 .³

Ab initio electronic structure calculations support the possibility of gas phase HONO_2 formation, but satisfactory simulations using master equations have been elusive.^{1,5-7} The measured yields show a surprising intercept at zero pressure, which might be indicative of wall reactions. However, Butkovskaya et al. have made great efforts to minimize wall reactions, and their analysis suggests that wall reactions should not be important.^{3,4} Until the results have been confirmed by other groups and are better understood, no recommendation can be made. These rate parameters are provided for the purposes of model evaluation only and do not constitute a recommendation by the Panel.

(Table: 10-6, Note: 10-6, Evaluated 10-6) [Back to Table](#)

- (1) Barker, J. R.; Lohr, L. L.; Shroll, R. M.; Reading, S. Modeling the organic nitrate yields in the reaction of alkyl peroxy radicals with nitric oxide. 2. Reaction simulations. *J. Phys. Chem. A* **2003**, *107*, 7434-7444, doi:10.1021/jp034638j.
- (2) Butkovskaya, N.; Kukui, A.; Le Bras, G. HNO₃ forming channel of the HO₂ + NO reaction as a function of pressure and temperature in the ranges of 72-600 Torr and 223-323 K. *J. Phys. Chem. A* **2007**, *111*, 9047-9053, doi:10.1021/jp074117m.
- (3) Butkovskaya, N.; Rayez, M.-T.; Rayez, J.-C.; Kukui, A.; Le Bras, G. Water vapor effect on the HNO₃ yield in the HO₂ + NO reaction: Experimental and theoretical evidence. *J. Phys. Chem. A* **2009**, *113*, 11327-11342, doi:10.1021/jp811428p.
- (4) Butkovskaya, N. I.; Kukui, A.; Pouvesle, N.; Le Bras, G. Formation of nitric acid in the gas-phase HO₂ + NO reaction: Effects of temperature and water vapor. *J. Phys. Chem. A* **2005**, *109*, 6509-6520, doi:10.1021/jp051534v.
- (5) Golden, D. M.; Barker, J. R.; Lohr, L. L. Master equation models for the pressure- and temperature-dependent reactions HO + NO₂ → HONO₂ and HO + NO₂ → HOONO. *J. Phys. Chem. A* **2003**, *107*, 11057-11071, doi:10.1021/jp0353183.
- (6) Zhang, J.; Donahue, N. M. Constraining the mechanism and kinetics of OH + NO₂ and HO₂ + NO using the multiple-well master equation. *J. Phys. Chem. A* **2006**, *110*, 6898-6911, doi:10.1021/jp0556512.
- (7) Zhang, J. Y.; Dransfield, T.; Donahue, N. M. On the mechanism for nitrate formation via the peroxy radical plus NO reaction. *J. Phys. Chem. A* **2004**, *108*, 9082-9095, doi:10.1021/jp048096x.

C6. HO₂ + NO₂. Christensen et al.² report rate constants 219 < T/K < 298 and 45 < P/Torr < 200. They show that methanol, present in most other studies confounds the results by forming bound complexes with HO₂. They also suggest that some measurements yielded low rate constants as a result of perturbations to the NO₂/N₂O₄ equilibrium. Sander et al.⁸ also noted that H₂O vapor enhances the reaction rate significantly. Bacak et al.¹ reported data obtained using CIMS, which is more sensitive and less prone to interference than UV and IR absorbance. They used initial radical concentrations 1000 times lower than previous work, eliminating potential interference from the HO₂ + HO₂ reaction. Rate constants measured by Bacak et al.¹ at 200 K, 223 K, and 298 K are quite similar to each other, suggesting very little temperature dependence (i.e., Bacak gives $n = 0.2$ and $m = 0.5$), which differs from previous work, leading them to conclude that previous work was affected by the HO₂ + HO₂ reaction at T < 277 K. At ~298 K, rate constants measured by Sander et al.,⁸ Kurylo et al.,^{6,7} Christensen et al., and Bacak et al. are in excellent agreement, suggesting that at 298 K these studies were not affected by interferences. The recommendation is based on the data at T ≥ 277 K from Sander and Peterson,⁸ Kurylo and Ouellette,^{6,7} Christensen et al.,² and the data at 298 K of Bacak et al. The recommended parameters are similar to the previous recommendation; the exponent for k_{∞} is small, as expected for a recombination reaction. The low-T data of Bacak et al. fall about a factor of two lower than the fit. Although CIMS experiments have the highest sensitivity and avoid spectral interference, the data are limited to only three temperatures and they have not been replicated at the lowest two temperatures. The error parameter g was chosen so that the CIMS data at low T fall within the error range. Other studies by Howard,⁵ Simonaitis and Heicklen,⁹ and Cox and Patrick⁴ are in reasonable agreement with the recommendation, as is the value of Christensen et al.³

(Table: 15-10, Note: 15-10, Evaluated: 15-10) [Back to Table](#)

- (1) Bacak, A.; Cooke, M. C.; Bardwell, M. W.; McGillen, M. R.; Archibald, A. T.; Huey, L. G.; Tanner, D.; Utembe, S. R.; Jenkin, M. E.; Derwent, R. G.; Shallcross, D. E.; Percival, C. J. Kinetics of the HO₂ + NO₂ Reaction: On the impact of new gas-phase kinetic data for the formation of HO₂NO₂ on HO_x, NO_x and HO₂NO₂ levels in the troposphere. *Atmos. Environ.* **2011**, *45*, 6414-6422, doi:10.1016/j.atmosenv.2011.08.008.
- (2) Christensen, L. E.; Okumura, M.; Sander, S. P.; Friedl, R. R.; Miller, C. E.; Sloan, J. J. Measurements of the rate constant of HO₂ + NO₂ + N₂ → HO₂NO₂ + N₂ using near-infrared wavelength-modulation spectroscopy and UV-visible absorption spectroscopy. *J. Phys. Chem. A* **2004**, *108*, 80-91, doi:10.1021/jp035905o.
- (3) Christensen, L. E.; Okumura, M.; Sander, S. P.; Salawitch, R. J.; Toon, G. C.; Sen, B.; Blavier, J.-F.; Jucks, K. W. Kinetics of HO₂ + HO₂ → H₂O₂ + O₂: Implications for stratospheric H₂O₂. *Geophys. Res. Lett.* **2002**, *29*, 1299, doi:10.1029/2001GL014525.
- (4) Cox, R. A.; Patrick, R. Kinetics of the reaction HO₂ + NO₂(+M) = HO₂NO₂ using molecular modulation spectrometry. *Int. J. Chem. Kinet.* **1979**, *11*, 635-648.
- (5) Howard, C. J. Kinetics of the reaction of HO₂ with NO₂. *J. Chem. Phys.* **1977**, *67*, 5258-5263.
- (6) Kurylo, M. J.; Ouellette, P. A. Pressure dependence of the rate constant for the reaction HO₂ + NO₂ + M → HO₂NO₂ + M (M = N₂, O₂) at 298 K. *J. Phys. Chem.* **1986**, *90*, 441-444, doi:10.1021/j100275a018.
- (7) Kurylo, M. J.; Ouellette, P. A. Rate constants for the reaction HO₂ + NO₂ + N₂ → HO₂NO₂ + N₂: The temperature dependence of the falloff parameters. *J. Phys. Chem.* **1987**, *91*, 3365-3368, doi:10.1021/j100296a052.
- (8) Sander, S. P.; Peterson, M. Kinetics of the reaction HO₂ + NO₂ + M → HO₂NO₂ + M. *J. Phys. Chem.* **1984**, *88*, 1566-1571, doi:10.1021/j150652a025.

- (9) Simonaitis, R.; Heicklen, J. Temperature dependence of the reactions of HO₂ with NO and NO₂. *Int. J. Chem. Kinet.* **1978**, *10*, 67-87.

C7. NO₂ + NO₃. The recommended limiting rate constants at 298 K (N₂ bath gas) and temperature exponents are the geometric mean of the corresponding rate constants and the average of the exponents, respectively, obtained by nonlinear least squares. The low pressure limit is based on the data of Kircher et al.,⁹ Smith et al.,¹² Wallington et al.,¹⁴ Orlando et al.,¹¹ and Nakano et al.,¹⁰ combined with $k_{\text{uni}} \times K_{\text{eq}}$ data (recommended K_{eq} from Table 3-1); k_{uni} data were taken from Connell et al.³ and Cantrell et al.² The high pressure limit is based on data from Kircher et al.,⁹ Smith et al.,¹² Wallington et al.,¹⁴ Hahn et al.,⁶ and $k_{\text{uni}} \times K_{\text{eq}}$ (K_{eq} from Table 3-1); k_{uni} data were taken from Cantrell et al.² and Ide et al.⁷ The recommendation is in good agreement with the data of Burrows et al.¹ and with k_{uni} (multiplied by K_{eq} from Table 3-1) reported by Viggiano et al.¹³ Values from Croce de Cobos et al.⁴ were excluded due to arguments given by Orlando et al.,¹¹ who point out that a reanalysis of these data using better values for the rate constant for NO₃ + NO → 2NO₂ yields a negative value for NO₂ + NO₃ + M. The study of Fowles et al.⁵ is noted, but not used.

Johnston et al.⁸ reviewed this reaction. The rate constant for the reverse reaction (k_{uni}) can be obtained as the ratio of the recommended recombination rate constant k_{rec} from this table, divided by the recommended K_{eq} from Table 3-1:

$$k_{\text{uni}} = k_{\text{rec}}/K_{\text{eq}}$$

(Table: 15-10, Note: 15-10, Evaluated: 15-10) [Back to Table](#)

- (1) Burrows, J. P.; Tyndall, G. S.; Moortgat, G. K. Absorption spectrum of NO₃ and kinetics of the reactions of NO₃ with NO₂, Cl, and several stable atmospheric species at 298 K. *J. Phys. Chem.* **1985**, *89*, 4848-4856.
- (2) Cantrell, C. A.; Shetter, R. E.; Calvert, J. G.; Tyndall, G. S.; Orlando, J. J. Measurement of rate coefficients for the unimolecular decomposition of N₂O₅. *J. Phys. Chem.* **1993**, *97*, 9141-9148.
- (3) Connell, P. S.; Johnston, H. S. The thermal dissociation of N₂O₅ in N₂. *Geophys. Res. Lett.* **1979**, *6*, 553-556.
- (4) Croce de Cobos, A. E.; Hippler, H.; Troe, J. Study of the recombination reaction NO₂ + NO₃ + M → N₂O₅ + M at high pressures. *J. Phys. Chem.* **1984**, *88*, 5083-5086, doi:10.1021/j150665a057.
- (5) Fowles, M.; Mitchell, D. N.; Morgan, J. W. L.; Wayne, R. P. Kinetics and photochemistry of NO₃ Part 2.- Kinetics of the reaction NO₂ + NO₃ + M. *J. Chem. Soc. Faraday Trans. 2* **1982**, *78*, 1239-1248.
- (6) Hahn, J.; Luther, K.; Troe, J. Experimental and theoretical study of the temperature and pressure dependences of the recombination reactions O + NO₂(+ M) → NO₃(+ M) and NO₂ + NO₃(+M) → N₂O₅(+M). *Phys. Chem. Chem. Phys.* **2000**, *2*, 5098-5104, doi:10.1039/b005756h.
- (7) Ide, T.; Nakayama, T.; Takahashi, K.; Matsumi, Y. Thermal decomposition rate of N₂O₅ measured by cavity ring-down spectroscopy. *Int. J. Chem. Kinetics* **2008**, *40*, 679-684, doi:10.1002/kin.20351.
- (8) Johnston, H. S.; Cantrell, C. A.; Calvert, J. G. Unimolecular decomposition of NO₃ to form NO and O₂ and a review of N₂O₅/NO₃ kinetics. *J. Geophys. Res.* **1986**, *91*, 5159-5172.
- (9) Kircher, C. C.; Margitan, J. J.; Sander, S. P. Temperature and pressure dependence study of the reaction NO₂ + NO₃ + M → N₂O₅ + M. *J. Phys. Chem.* **1984**, *88*, 4370-4375.
- (10) Nakano, Y.; Sadamori, K.; Hosho, Y.; Ishiwata, T. Study of the pressure dependence of the rate constant of the reaction of NO₃ with NO₂. *Chem. Phys. Lett.* **2011**, *513*, 27-30, doi:10.1016/j.cplett.2011.07.060.
- (11) Orlando, J. J.; Tyndall, G. S.; Cantrell, C. A.; Calvert, J. G. Temperature and pressure dependence of the rate coefficient for the reaction NO₃ + NO₂ → N₂O₅ + N₂. *J. Chem. Soc. Faraday Trans.* **1991**, *87*, 2345-2349.
- (12) Smith, C. A.; Ravishankara, A. R.; Wine, P. H. Kinetics of the reaction NO₂ + NO₃ + M at low pressures and 298 K. *J. Phys. Chem.* **1985**, *89*, 1423-1427, doi:10.1021/j100254a024.
- (13) Viggiano, A. A.; Davidson, J. A.; Fehsenfeld, F. C.; Ferguson, E. E. Rate constants for the collisional dissociation of N₂O₅ by N₂. *J. Chem. Phys.* **1981**, *74*, 6113-6125.
- (14) Wallington, T. J.; Atkinson, R.; Winer, A. M.; Pitts, J. N., Jr. A study of the reaction NO₃ + NO₂ + M → N₂O₅ + M (M = N₂, O₂). *Int. J. Chem. Kinet.* **1987**, *19*, 243-249.

C8. NO₃ + M. Johnston et al.³ and Davidson et al.¹ have suggested significant thermal decomposition of NO₃. This has been disputed by Russell et al.⁴ Davis et al.² claim that the barrier to thermal dissociation is 47.3 kcal mol⁻¹. This would seem to rule out such a process in the atmosphere.

(Table: 94-26, Note: 94-26, Evaluated: 94-26) [Back to Table](#)

- (1) Davidson, J. A.; Cantrell, C. A.; Shetter, R. E.; McDaniel, A. H.; Calvert, J. G. The NO₃ radical decomposition and NO₃ scavenging in the troposphere. *J. Geophys. Res.* **1990**, *95*, 13963-13969.
- (2) Davis, H. F.; Kim, B.; Johnston, H. S.; Lee, Y. T. Dissociation energy and photochemistry of NO₃. *J. Phys. Chem.* **1993**, *97*, 2172-2180.
- (3) Johnston, H. S.; Cantrell, C. A.; Calvert, J. G. Unimolecular decomposition of NO₃ to form NO and O₂ and a review of N₂O₅/NO₃ kinetics. *J. Geophys. Res.* **1986**, *91*, 5159-5172.
- (4) Russell, A. G.; Cass, G. R.; Seinfeld, J. H. On some aspects of nighttime atmospheric chemistry. *Environ. Sci. Technol.* **1986**, *20*, 1167-1172, doi:10.1021/es00153a013.

D1. HO + CO. This recommendation takes into account the fact that the reaction proceeds via initial formation of a chemically activated HOCO* intermediate, which can re-dissociate to HO + CO, dissociate to H + CO₂, and be collisionally stabilized to yield thermalized HOCO. In the presence of O₂, the H + CO₂ product set and the HOCO intermediate are both converted to HO₂ + CO₂ (DeMore⁶, Miyoshi et al.¹⁴). Miyoshi et al. report a rate constant for the reaction HOCO + O₂ → HO₂ + CO₂ of $\sim 1.5 \times 10^{-12} \text{ cm}^3 \text{ molecule}^{-1} \text{ s}^{-1}$ at 298 K (recommended Arrhenius parameters are given in Table 1-1). Therefore, for atmospheric purposes, the products can be taken to be HO₂ and CO₂. The recommended parameters are based on data from McCabe et al.¹³ and Liu and Sander,¹² because these two comprehensive studies extended to much lower temperatures than the others. The parameters were obtained by assuming the k_{∞} parameters are the same as the previous recommendation and that the relative errors are constant, and then carrying out least squares fits; the results from the two data sets were averaged. Pressure and temperature dependent data from McCabe et al.,¹³ Hynes et al.,¹⁰ and Liu and Sander¹² are well represented by the recommended parameters. This reaction has been studied by many workers. In general the results are in keeping with the current recommendation. Values have been reported by Dreier and Wolfrum,⁷ Husain et al.,⁹ Ravishankara and Thompson,²¹ Paraskevopoulos and Irwin,¹⁹ Hofzumahaus and Stuhl.⁸ The results of Jonah et al.¹¹ are too high and were not included. An increase in k with pressure has been observed by a large number of investigators: Overend and Paraskevopoulos,¹⁷ Perry et al.,²⁰ Chan et al.,⁴ Biermann et al.,² Cox et al.,⁵ Butler et al.,³ Paraskevop and Irwin,^{18,19} DeMore,⁶ Hofzumahaus and Stuhl,⁸ Hynes et al.,¹⁰ McCabe et al.,¹³ and Liu and Sander.¹² In addition, Niki et al.¹⁶ have measured k relative to OH + C₂H₄ in one atmosphere of air by following CO₂ production using FTIR. Previous controversy regarding the effect of small amounts of O₂ (Biermann et al.²) has been resolved and is attributed to secondary reactions (DeMore,⁶ Hofzumahaus and Stuhl⁸). Liu and Sander¹² has demonstrated that modest levels of O₂ do not interfere with measuring the total rate constant. Currently, there are no indications to suggest that the presence of O₂ has any effect on the rate coefficient other than as a third body. The results of Butler et al.³ have to be re-evaluated in the light of refinements in the rate coefficient for the OH + H₂O₂ reaction; the corrected rate coefficient is in approximate agreement with the recommended value. Beno et al.¹ observe an enhancement of k with water vapor, which is in conflict with the flash photolysis studies; e.g., Ravishankara and Thompson,²¹ Paraskevopoulos and Irwin,¹⁹ Hynes et al.,¹⁰ and McCabe et al.¹³ Water is not expected to significantly change the rate coefficient for the reaction in the atmosphere and it is not expected to alter the products of the reaction. Troe²³ has carried out extensive theoretical analysis of this reaction system. Senosiain et al.²² performed empirical master equation calculations on a theoretical potential energy surface. (The value of the exponent of k_{∞} for the chemical activation pathway has a sign error in the reference.) The recent fully *ab initio* calculations of Nguyen et al.¹⁵ (also Weston et al.²⁴) fitted from 175–300 K predict $k_{\infty}(300) = 7.4 \times 10^{-13} \text{ cm}^3 \text{ molecule}^{-1} \text{ s}^{-1}$, $n = -1.50$ (which can be compared with the first line of entries for this reaction in Table 2), and $k_{\text{bim}}(300) = 1.4 \times 10^{-13} \text{ cm}^3 \text{ molecule}^{-1} \text{ s}^{-1}$, $n_{\text{bim}} = -0.44$ (which can be compared with the first two entries on the second line); all of these parameters are in very good agreement with the recommended values.

Important: For practical applications in Earth's atmosphere, the total rate constant is well-represented as the sum of a bimolecular reaction and a termolecular reaction. To calculate rate constants for the termolecular reaction (i.e. OH +

CO \xrightarrow{M} HOCO), use the standard expression for termolecular reactions, $k_{\text{t}}([M],T)$, given in the Introduction (Section 2.1), and the data on the first line of the entry for this reaction in Table 2. To calculate rate constants $k_{\text{bim}}(T)$ for the bimolecular reaction (i.e. OH + CO → H + CO₂), use $k_{\text{bim}}(T) = k_0(300) \times (T/300)^{-n}$ with parameters taken from the second line in the table entry. For rate constants and branching ratios that are more accurate, use $k_{\text{t}}([M],T)$ together with the expression for chemical activation reactions, $k_{\text{t}}^{\text{ca}}([M],T)$, given in the Introduction (Section 2.1).

(Table: 15-10, Note: 15-10, Evaluation 06-2) [Back to Table](#)

- (1) Beno, M. F.; Jonah, C. D.; Mulac, W. A. Rate constants for the reaction OH + CO as functions of temperature and water concentration. *Int. J. Chem. Kinet.* **1985**, *17*, 1091-1101.
- (2) Biermann, H. W.; Zetzsch, C.; Stuhl, F. Pressure dependence of reaction of HO with CO. *Ber. Bunsenges Phys. Chem.* **1978**, *82*, 633-639.
- (3) Butler, R.; Solomon, I. J.; Snelson, A. Pressure dependence of the CO + OH rate constant in O₂ + N₂ mixtures. *Chem. Phys. Lett.* **1978**, *54*, 19-24.
- (4) Chan, W. H.; Uselman, W. M.; Calvert, J. G.; Shaw, J. H. The pressure dependence of the rate constant for the reaction: HO + CO → H + CO₂. *Chem. Phys. Lett.* **1977**, *45*, 240-244.
- (5) Cox, R. A.; Derwent, R. G.; Holt, P. M. Relative rate constants for the reactions of OH radicals with H₂, CH₄, CO, NO and HONO at atmospheric pressure and 296 K. *J. Chem. Soc. Faraday Trans. 1* **1976**, *72*, 2031-2043.
- (6) DeMore, W. B. Rate constant for the OH + CO reaction: Pressure dependence and the effect of oxygen. *Int. J. Chem. Kinet.* **1984**, *16*, 1187-1200.
- (7) Dreier, T.; Wolfrum, J. Direct study of the reaction of vibrationally excited CO molecules with OH radicals. *Proc. Combust. Inst.* **1980**, *18*, 801-809.

- (8) Hofzumahaus, A.; Stuhl, F. Rate constant of the reaction $\text{HO} + \text{CO}$ in the presence of N_2 and O_2 . *Ber. Bunsenges Phys. Chem.* **1984**, *88*, 557-561.
- (9) Husain, D.; Plane, J. M. C.; Slater, N. K. H. Kinetic investigation of the reactions of $\text{OH}(X^2\Pi)$ with the hydrogen halides, HCl , DCI , HBr and DBr by time-resolved resonance fluorescence ($A^2\Sigma^+ - X^2\Pi$). *J. Chem. Soc. Faraday Trans. 2* **1981**, *77*, 1949-1962.
- (10) Hynes, A. J.; Wine, P. H.; Ravishankara, A. R. Kinetics of the $\text{OH} + \text{CO}$ reaction under atmospheric conditions. *J. Geophys. Res.* **1986**, *91*, 11815-11820, doi:10.1029/JD091iD11p11815.
- (11) Jonah, C. D.; Mulac, W. A.; Zeglinski, P. Rate constants for the reaction of $\text{OH} + \text{CO}$, $\text{OD} + \text{CO}$, and $\text{OH} + \text{methane}$ as a function of temperature. *J. Phys. Chem.* **1984**, *88*, 4100-4104, doi:10.1021/j150662a049.
- (12) Liu, Y.; Sander, S. P. Rate constants for the $\text{OH} + \text{CO}$ reaction over the temperature range 193-296 K. *J. Phys. Chem. A* **2015**, to be submitted.
- (13) McCabe, D. C.; Gierczak, T.; Talukdar, R. K.; Ravishankara, A. R. Kinetics of the reaction $\text{OH} + \text{CO}$ under atmospheric conditions. *Geophys. Res. Lett.* **2001**, *28*, 3135-3138.
- (14) Miyoshi, A.; Matsui, H.; Washida, N. Detection and reactions of the HOCO radical in gas phase. *J. Chem. Phys.* **1994**, *100*, 3532-3539.
- (15) Nguyen, T. L.; Xue, B.; Weston, R. E., Jr.; Barker, J. R.; Stanton, J. F. Reaction of HO with CO : Tunneling is indeed important. *J. Phys. Chem. Lett.* **2012**, *3*, 1549-1553, doi:10.1021/jz300443a.
- (16) Niki, H.; Maker, P. D.; Savage, C. M.; Breitenbach, L. P. Fourier transform infrared spectroscopic study of the kinetics for the HO radical reaction of $^{13}\text{C}^{16}\text{O}$ and $^{12}\text{C}^{18}\text{O}$. *J. Phys. Chem.* **1984**, *88*, 2116-2119, doi:10.1021/j150654a034.
- (17) Overend, R. P.; Paraskevopoulos, G. The question of a pressure effect in the reaction $\text{OH} + \text{CO}$ at room temperature. *Chem. Phys. Lett.* **1977**, *49*, 109-111.
- (18) Paraskevopoulos, G.; Irwin, R. S. XV Informal Conference on Photochemistry, 1982, Stanford, CA.
- (19) Paraskevopoulos, G.; Irwin, R. S. The pressure dependence of the rate constant of the reaction of OH radicals with CO . *J. Chem. Phys.* **1984**, *80*, 259-266.
- (20) Perry, R. A.; Atkinson, R.; Pitts, J. N., Jr. Kinetics of the reactions of OH radicals with C_2H_2 and CO . *J. Chem. Phys.* **1977**, *67*, 5577-5584.
- (21) Ravishankara, A. R.; Thompson, R. L. Kinetic study of the reaction of OH with CO from 250 to 1040 K. *Chem. Phys. Lett.* **1983**, *99*, 377-381.
- (22) Senosiain, J. P., C. B. Musgrave and D. M. Golden Temperature and pressure dependence of the reaction of OH and CO : Master equation modeling on a high-level potential energy surface. *Int. J. Chem. Kinet.* **2003**, *35*, 464-474, doi:10.1002/kin.10144.
- (23) Troe, J. "Modeling the temperature and pressure dependence of the reaction $\text{HO} + \text{CO} = \text{HOCO} = \text{H} + \text{CO}_2$ "; Twenty-Seventh Symposium (International) on Combustion, 1998.
- (24) Weston, R. E., Jr.; Nguyen, T. L.; Stanton, J. F.; Barker, J. R. $\text{HO} + \text{CO}$ reaction rates and H/D kinetic isotope effects: Master equation models with ab initio SCTST rate constants. *J. Phys. Chem. A* **2013**, *117*, 821-835, doi:10.1021/jp311928w.

D2. $\text{CH}_3 + \text{O}_2$. Data from Kaiser⁵ are fit to the NASA format. The ranges of this study were $3 < P/\text{Torr} < 11000$ and $264 < T/\text{K} < 370$. The rate constant was measured relative to the reaction $\text{CH}_3 + \text{Cl}_2 \rightarrow \text{CH}_3\text{Cl} + \text{Cl}$, $\text{k}/\text{cm}^3 \text{ molecule}^{-1} \text{ s}^{-1} = 1.61 \times 10^{-12} \exp(-530/\text{RT})$. The recommended values are in good agreement with those from Selzer and Bayes.¹² These workers determined the rate constants as a function of pressure in N_2 , Ar , O_2 , and He . Plumb and Ryan¹⁰ report a value in He which is consistent within error limits with the work of Selzer and Bayes. Pilling and Smith⁹ have measured this process in Ar (32–490 Torr). Cobos et al.² have made measurements in Ar and N_2 from 0.25 to 150 atmospheres. They report parameters somewhat different than recommended here. The work of Laguna and Baughcum⁷ seems to be in the fall-off region. Results of Pratt and Wood¹¹ in Ar are consistent with this recommendation, although the measurements are indirect. The suggested value accommodates the values of Keiffer et al.,⁶ who measured the process in Ar between 20 and 600 Torr and in the range $334 < T/\text{K} < 582$. Data of van den Bergh and Callear,¹³ Hohanadel et al.,⁴ Basco et al.,¹ Washida and Bayes,¹⁵ Laufer and Bass,⁸ and Washida¹⁴ are also considered. A theoretical study by Zhu et al.¹⁶ is in reasonable agreement with the recommendation. A study by Fernandes et al.³ at pressures from 2–1000 bar and temperatures between 300 and 700 K presents a parameterization of the rate constant as a function of pressure and temperature which is in agreement with this recommendation at 300 K. If their parameters are used at 200 K the agreement is not as good, but is within the 95% uncertainty limit. (Table: 06-2, Note: 10-6, Evaluated: 10-6) [Back to Table](#)

- (1) Basco, N.; James, D. G. L.; James, F. C. A quantitative study of alkyl radical reactions by kinetic spectroscopy. II. Combination of the methyl radical with the oxygen molecule. *Int. J. Chem. Kinet.* **1972**, *4*, 129-149.
- (2) Cobos, C. J.; Hippler, H.; Luther, K.; Ravishankara, A. R.; Troe, J. High-pressure falloff curves and specific rate constants for the reaction $\text{CH}_3 + \text{O}_2 \rightleftharpoons \text{CH}_3\text{O}_2 \rightleftharpoons \text{CH}_3\text{O} + \text{O}$. *J. Phys. Chem.* **1985**, *89*, 4332-4338, doi:10.1021/j100266a036.

- (3) Fernandes, R. X.; Luther, K.; Troe, J. Falloff curves for the reaction $\text{CH}_3 + \text{O}_2 (+ \text{M}) \rightarrow \text{CH}_3\text{O}_2 (+ \text{M})$ in the pressure range 2–1000 Bar and the temperature range 300–700 K. *J. Phys. Chem. A* **2006**, *110*, 4442–4449, doi:10.1021/jp056850o.
- (4) Hochanadel, C. J.; Ghormley, J. A.; Boyle, J. W.; Ogren, P. J. Absorption spectrum and rates of formation and decay of the CH_3O_2 radical. *J. Phys. Chem.* **1977**, *81*, 3–7, doi:10.1021/j100516a002.
- (5) Kaiser, E. W. Pressure dependence of the rate constants for the reactions $\text{CH}_3 + \text{O}_2$ and $\text{CH}_3 + \text{NO}$ from 3 to 10^4 Torr. *J. Phys. Chem.* **1993**, *97*, 11681–11688.
- (6) Keiffer, M.; Pilling, M. J.; Smith, M. J. C. Pressure and temperature dependence of the reaction $\text{CH}_3 + \text{O}_2 + \text{M} \rightarrow \text{CH}_3\text{O}_2 + \text{M}$ over the range $334 \leq T/\text{K} \leq 582$. *J. Phys. Chem.* **1987**, *91*, 6028–6034, doi:10.1021/j100307a042.
- (7) Laguna, G. A.; Baughcum, S. L. Real-time detection of methyl radicals by diode laser absorption at 608 cm^{-1} . *Chem. Phys. Lett.* **1982**, *88*, 568–571.
- (8) Laufer, A. H.; Bass, A. M. Rate constants of the combination of methyl radicals with nitric oxide and oxygen. *Int. J. Chem. Kinet.* **1975**, *7*, 639–648.
- (9) Pilling, M. J.; Smith, M. J. C. A laser flash photolysis study of the reaction $\text{CH}_3 + \text{O}_2 \rightarrow \text{CH}_3\text{O}_2$ at 298 K. *J. Phys. Chem.* **1985**, *89*, 4713–4720, doi:10.1021/j100268a014.
- (10) Plumb, I. C.; Ryan, K. R. Kinetics of the reactions of CH_3 with $\text{O}(^3\text{P})$ and O_2 at 295 K. *Int. J. Chem. Kinet.* **1982**, *14*, 861–874.
- (11) Pratt, G. L.; Wood, S. W. Kinetics of the reaction of methyl radicals with oxygen. *J. Chem. Soc. Faraday Trans. 1* **1984**, *80*, 3419–3427.
- (12) Selzer, E. A.; Bayes, K. D. Pressure dependence of the rate of reaction of methyl radicals with O_2 . *J. Phys. Chem.* **1983**, *87*, 392–394, doi:10.1021/j100226a007.
- (13) van den Bergh, H. E.; Callear, A. B. Spectroscopic measurement of the rate of the gas-phase combination of methyl radicals with nitric oxide and oxygen at 295 K. *Trans. Faraday Soc.* **1971**, *67*, 2017–2024.
- (14) Washida, N. Reaction of methyl radicals with $\text{O}(^3\text{P})$, O_2 and NO . *J. Chem. Phys.* **1980**, *73*, 1665–1672.
- (15) Washida, N.; Bayes, K. D. The reactions of methyl radicals with atomic and molecular oxygen. *Int. J. Chem. Kinet.* **1976**, *8*, 777–794.
- (16) Zhu, R., C.-C. Hsu and M. C. Lin *Ab initio* study of the $\text{CH}_3 + \text{O}_2$ reaction: Kinetics, mechanism and product branching probabilities. *J. Chem. Phys.* **2001**, *115*, 195–203, doi:10.1063/1.1376128.

D3. $\text{C}_2\text{H}_5 + \text{O}_2$. Kaiser et al.² extract from a relative rate study: $k_\infty = (9.2 \pm 0.9) \times 10^{-12} \text{ cm}^3 \text{ molecule}^{-1} \text{ s}^{-1}$ and $k_0 = (6.5 \pm 2.0) \times 10^{-29} \text{ cm}^6 \text{ molecule}^{-2} \text{ s}^{-1}$ in He at 298 K and pressures between 3 and 1500 Torr. k_∞ has been calculated by Wagner et al.,⁶ Miller and Klippenstein,³ and Sheng et al.⁵ with $k_\infty(300 \text{ K}) = 8, 10,$ and $4 \times 10^{-12} \text{ cm}^3 \text{ molecule}^{-1} \text{ s}^{-1}$, respectively. Although all cite some small temperature dependence, the values are stated to hold above 300 K. The Kaiser et al.,² extrapolation to the low-pressure limit is difficult due to the complex potential energy surface, but agrees with a Patrick and Golden–type calculation⁴ using $\Delta H_0^0 = 32.4 \text{ kcal mol}^{-1}$. The recommended values use the calculated temperature dependence and a 2.5 times higher rate constant for air as the bath gas, in line with suggestions in Kaiser et al.¹

(Table: 06-2, Note: 06-2, Evaluated: 06-2) [Back to Table](#)

- (1) Kaiser, E. W.; Lorkovic, I. M.; Wallington, T. J. Pressure dependence of the C_2H_4 yield in the reaction $\text{C}_2\text{H}_5 + \text{O}_2$. *J. Phys. Chem.* **1990**, *94*, 3352–3354.
- (2) Kaiser, E. W.; Wallington, T. J.; Andino, J. M. Pressure dependence of the reaction $\text{C}_2\text{H}_5 + \text{O}_2$. *Chem. Phys. Lett.* **1990**, *168*, 309–313.
- (3) Miller, J. A., and S. J. Klippenstein The reaction between ethyl and molecular oxygen II: Further analysis. *Int. J. Chem. Kinet.* **2001**, *33*, 654–668.
- (4) Patrick, R.; Golden, D. M. Third-order rate constants of atmospheric importance. *Int. J. Chem. Kinet.* **1983**, *15*, 1189–1227.
- (5) Sheng, C. Y., J. W. Bozzelli, A. M. Dean, and A. Y. Chang Detailed kinetics and thermochemistry of $\text{C}_2\text{H}_5 + \text{O}_2$: Reaction kinetics of the chemically-activated and stabilized $\text{CH}_3\text{CH}_2\text{OO}\cdot$ adduct. *J. Phys. Chem. A* **2002**, *106*, 7276–7293, doi:10.1021/jp014540+.
- (6) Wagner, A. F.; Slagle, I. R.; Sarzynski, D.; Gutman, D. Experimental and theoretical studies of the $\text{C}_2\text{H}_5 + \text{O}_2$ reaction kinetics. *J. Phys. Chem.* **1990**, *94*, 1853–1864.

D4. $\text{OH} + \text{C}_2\text{H}_2$. The rate constant for this complex process has been examined by Smith et al.¹³ in the temperature range from 228 to 1400 K, and in the pressure range 1 to 760 Torr. Their analysis, which is cast in similar terms to those used here, is the source of the rate constants and temperature dependences at both limits. The negative value of m reflects the fact that their analysis includes a 1.2 kcal/mol barrier for the addition of OH to C_2H_2 . The data analyzed include those of Pastrana and Carr,¹ Perry et al.,¹⁰ Michael et al.,⁸ and Perry and Williamson.¹¹ Other data of Wilson and Westenberg,¹⁶ Breen and Glass,³ Smith and Zellner,¹⁴ and Davis et al.⁴ were not included. Studies by Liu et al.⁷ and Lai et al.⁶ are in general agreement with the recommendation. Calculations of k_0 via the methods of Patrick and

Golden⁹ yield values compatible with those of Smith et al.¹³ A study by Sørensen et al.¹⁵ at 298 K and pressures from 25 to 8000 Torr of bath gas suggests $k_0/\text{cm}^6 \text{ molecule}^{-2} \text{ s}^{-1} = 2.92 \times 10^{-30}$, $k_\infty/\text{cm}^3 \text{ molecule}^{-1} \text{ s}^{-1} = 9.69 \times 10^{-13}$ and $F_c = 0.6$. No difference was found between air, N₂/O₂ mixtures or O₂ as the bath gas. These values yield rate constants as a function of pressure at 298 K in agreement with this recommendation, so the recommended values are unchanged from JPL 02-25. Earlier, Fulle et al.⁵ reported a high pressure limiting rate constant of $2 \times 10^{-12} \text{ cm}^3 \text{ molecule}^{-1} \text{ s}^{-1}$, which is the basis for the IUPAC² recommendation. A theoretical study by Senosiain et al.¹² is in essential agreement with this recommendation.

(Table: 06-2, Note: 06-2, Evaluated: 06-2) [Back to Table](#)

- (1) André, P. V.; Carr, R. W., Jr. Rate of the reaction of hydroxyl radical with acetylene. *Int. J. Chem. Kinet.* **1974**, *6*, 587-595.
- (2) IUPAC: Atmospheric Chemical Kinetic Data Evaluation. Atkinson, R.; Baulch, D. L.; Cox, R. A.; Crowley, J. N.; Hampson, J., R. F.; Hynes, R. G.; Jenkin, M. E.; Kerr, J. A.; Rossi, M. J.; Troe, J., 2004, <http://www.iupac-kinetic.ch.cam.ac.uk>.
- (3) Breen, J. E.; Glass, G. P. The reaction of the hydroxyl radical with acetylene. *Int. J. Chem. Kinet.* **1971**, *3*, 145-153.
- (4) Davis, D. D.; Fischer, S.; Schiff, R.; Watson, R. T.; Bollinger, W. A kinetic study of the reaction of OH radicals with two C₂ hydrocarbons: C₂H₄ and C₂H₂. *J. Chem. Phys.* **1975**, *63*, 1707-1712.
- (5) Fulle, D.; Hamann, H. F.; Hippler, H.; Jansch, C. P. The high pressure range of the addition of OH to C₂H₂ and C₂H₄. *Ber. Bunsenges. Phys. Chem.* **1997**, *101*, 1433-1442.
- (6) Lai, L.-H.; Hsu, Y.-C.; Lee, Y.-P. The enthalpy change and the detailed rate coefficients of the equilibrium reaction $\text{OH} + \text{C}_2\text{H}_2 \rightleftharpoons (\text{M}) \text{HOC}_2\text{H}_2$ over the temperature range 627-713 K. *J. Chem. Phys.* **1992**, *97*, 3092-3099.
- (7) Liu, A.; Mulac, W. A.; Jonah, C. D. Temperature dependence of the rate constants of the reactions of OH radicals with C₂H₂ and C₂D₂ at 1 atm in Ar and from 333 to 1273 K. *J. Phys. Chem.* **1988**, *92*, 5942-5945, doi:10.1021/j100332a020.
- (8) Michael, J. V.; Nava, D. F.; Borkowski, R. P.; Payne, W. A.; Stief, L. J. Pressure dependence of the absolute rate constant for the reaction $\text{OH} + \text{C}_2\text{H}_2$ from 228 to 413 K. *J. Chem. Phys.* **1980**, *73*, 6108-6116.
- (9) Patrick, R.; Golden, D. M. Third-order rate constants of atmospheric importance. *Int. J. Chem. Kinet.* **1983**, *15*, 1189-1227.
- (10) Perry, R. A.; Atkinson, R.; Pitts, J. N., Jr. Kinetics of the reactions of OH radicals with C₂H₂ and CO. *J. Chem. Phys.* **1977**, *67*, 5577-5584.
- (11) Perry, R. A.; Williamson, D. Pressure and temperature dependence of the OH radical reaction with acetylene. *Chem. Phys. Lett.* **1982**, *93*, 331-334.
- (12) Senosiain, J. P.; Klippenstein, S. J.; Miller, J. A. The reaction of acetylene with hydroxyl radicals. *J. Phys. Chem. A* **2005**, *109*, 6045-6055 doi:10.1021/jp050737g.
- (13) Smith, G. P.; Fairchild, P. W.; Crosley, D. R. The pressure and temperature dependence of the $\text{OH} + \text{C}_2\text{H}_2$ reaction above 800 K. *J. Chem. Phys.* **1984**, *81*, 2667-2677.
- (14) Smith, I. W. M.; Zellner, R. Rate measurements of reactions of OH by resonance absorption Part 2.-Reactions of OH with CO, C₂H₄ and C₂H₂. *J. Chem. Soc. Faraday Trans. 2* **1973**, *69*, 1617-1627.
- (15) Sørensen, M.; Kaiser, E. W.; Hurley, M. D.; Wallington, T. J.; Nielsen, O. J. Kinetics of the reaction of OH radicals with acetylene in 25–8000 Torr of air at 296 K. *Int. J. Chem. Kinet.* **2003**, *35*, 191-197, doi:10.1002/kin.10119.
- (16) Wilson, W. E.; Westenberg, A. A. Study of the reaction of hydroxyl radical with methane by quantitative ESR. *Proc. Combust. Inst.* **1967**, *11*, 1143-1150.

D5. OH + C₂H₄. The recommendation for the low pressure limit at 300 K is the average of fitted values from studies carried out over a significant range of pressure using synthetic air (Klein et al.⁹), N₂ (Vakhtin et al.¹⁷ and Cleary et al.²), or Argon (Klein et al.⁹). All three colliders were treated as equivalent. The recommended temperature exponent (n) was taken from the master equation analysis by Golden,⁶ who fitted the experimental rate constants in N₂, including those at very low temperatures (96, 110, and 165 K) reported by Vakhtin et al.¹⁷ The recommendation for the high pressure limit at 300 K is the average of fitted values from eight data sets measured near 300 K using helium (Tully et al.,¹⁶ Kuo and Lee,¹⁰ and Cleary et al.²), argon (Klein et al.⁹), N₂ (Vakhtin et al.¹⁷ and Cleary et al.²), and synthetic air (Klein et al.⁹). The recommended temperature exponent was from a least squares fit of the high pressure limiting values obtained from individual fits of data at 15 temperatures ranging from 200 K to 430 K, including data near 300 K.^{2,9,10,16,17} In addition to the studies already mentioned, the recommended high pressure rate constants are in good agreement with the data of Davis et al.,⁴ Howard,⁸ Greiner,⁷ Morris et al.,¹² and Overend and Paraskevopoulos¹³ in helium, Atkinson et al.¹ in argon, and Lloyd et al.¹¹ and Cox³ in nitrogen/oxygen mixtures. The parameters recommended are similar to the curve proposed by Klein et al.⁹ at 298 K. Kuo and Lee¹⁰ report a stronger temperature dependence for the low-pressure limit (n=4), but the present recommendation is in good agreement with their

measured rate constants. Calculations of the type in Patrick and Golden¹⁴ as described in Vakhtin et al.¹⁷ yield $n = 4.2$, although they use a somewhat low value for energy transfer by nitrogen. The high-pressure limit temperature dependence has been determined by several workers. Zellner and Lorenz¹⁸ report a value equivalent to $m = +0.8$ over the range ($296 < T/K < 524$) at about 1 atmosphere. A value of $m = +2.0$ fits the data ($540 < T/K < 670$) of Diau and Lee.⁵ Cleary et al.² report values in N_2 at 295 K. They also report values in He between 200 and 400 K. They perform master equation calculations and report fitting parameters. Taylor et al.¹⁵ report data at a single pressure and 69 and 86 K. Their data are well-accommodated by this recommendation and by the parameters in Cleary et al.² (Table: 15-10, Note: 15-10, Evaluated: 15-10) [Back to Table](#)

- (1) Atkinson, D. B.; Smith, M. A. Radical-molecule kinetics in pulsed uniform supersonic flows: Termolecular association of OH + NO between 90 and 220 K. *J. Phys. Chem.* **1994**, *98*, 5797-5800.
- (2) Cleary, P. A.; Romero, M. T. B.; Blitz, M. A.; Heard, D. E.; Pilling, M. J.; Seakins, P. W.; Wang, L. Determination of the temperature and pressure dependence of the reaction OH + C₂H₄ from 200-400 K using experimental and master equation analyses. *Phys. Chem. Chem. Phys.* **2006**, *8*, 5633-5642, doi:10.1039/b612127f.
- (3) Cox, R. A. Photolysis of gaseous nitrous acid-A Technique for obtaining kinetic data on atmospheric photooxidation reactions. *Int. J. Chem. Kinet.* **1975**, *1*, 379-398.
- (4) Davis, D. D.; Fischer, S.; Schiff, R.; Watson, R. T.; Bollinger, W. A kinetic study of the reaction of OH radicals with two C₂ hydrocarbons: C₂H₄ and C₂H₂. *J. Chem. Phys.* **1975**, *63*, 1707-1712.
- (5) Diau, E. W.-G.; Lee, Y.-P. Detailed rate coefficients and the enthalpy change of the equilibrium reaction OH + C₂H₄ \rightleftharpoons (M) HOC₂H₄ over the temperature range 544-673 K. *J. Chem. Phys.* **1992**, *96*, 377-386.
- (6) Golden, D. M. The reaction OH + C₂H₄: An example of rotational channel switching. *J. Phys. Chem. A* **2012**, *116*, 4259-4266, doi:10.1021/jp302009t.
- (7) Greiner, N. R. Hydroxyl radical kinetics by kinetic spectroscopy. VII. The reaction with ethylene in the range 300-500 °K. *J. Chem. Phys.* **1970**, *53*, 1284-1285.
- (8) Howard, C. J. Rate constants for the gas-phase reactions of OH radicals with ethylene and halogenated ethylene compounds. *J. Chem. Phys.* **1976**, *65*, 4771-4777.
- (9) Klein, T.; Barnes, I.; Becker, K. H.; Fink, E. H.; Zabel, F. Pressure dependence of the rate constants for the reactions of C₂H₄ and C₃H₈ with OH radicals at 295 K. *J. Phys. Chem.* **1984**, *88*, 5020-5025, doi:10.1021/j150665a046.
- (10) Kuo, C. H.; Lee, Y.-P. Kinetics of the reaction OH + C₂H₄ in He, N₂, and O₂ at low pressure. *J. Phys. Chem.* **1991**, *95*, 1253-1257.
- (11) Lloyd, A. C.; Darnall, K. R.; Winer, A. M.; Pitts, J. N., Jr. Relative rate constants for reaction of the hydroxyl radical with a series of alkanes, alkenes, and aromatic hydrocarbons. *J. Phys. Chem.* **1976**, *80*, 789-794.
- (12) Morris, E. D.; Stedman, D. H.; Niki, H. Mass spectrometric study of the reactions of the hydroxyl radical with ethylene, propylene, and acetaldehyde in a discharge-flow system. *J. Am. Chem. Soc.* **1971**, *93*, 3570-3572, doi:10.1021/ja00744a004.
- (13) Overend, R. P.; Paraskevopoulos, G. Rates of OH radical reactions. III. The reaction OH + C₂H₄ + M at 296 °K. *J. Chem. Phys.* **1977**, *67*, 674-679.
- (14) Patrick, R.; Golden, D. M. Third-order rate constants of atmospheric importance. *Int. J. Chem. Kinet.* **1983**, *15*, 1189-1227.
- (15) Taylor, S. E.; Goddard, A.; Blitz, M. A.; Cleary, P. A.; Heard, D. E. Pulsed Laval nozzle study of the kinetics of OH with unsaturated hydrocarbons at very low temperatures. *Phys. Chem. Chem. Phys.* **2008**, *10*, 422-437, doi:10.1039/b711411g.
- (16) Tully, F. P. Laser photolysis/laser-induced fluorescence study of the reaction of hydroxyl radical with ethylene. *Chem. Phys. Lett.* **1983**, *96*, 148-153.
- (17) Vakhtin, A. B.; Murphy, J. E.; Leone, S. R. Low-temperature kinetics of reactions of OH radical with ethene, propene, and 1-butene. *J. Phys. Chem. A* **2003**, *107*, 10055-10062, doi:10.1021/jp030230a.
- (18) Zellner, R.; Lorenz, K. Laser photolysis/resonance fluorescence study of the rate constants for the reactions of OH radicals with C₂H₄ and C₃H₆. *J. Phys. Chem.* **1984**, *88*, 984-989, doi:10.1021/j150649a028.

D6. OH + CH₃CH=CH₂ (propene). The following studies have been used to reach the recommendation: Spangenberg et al.¹⁰ in a Laval nozzle expansion of N₂ with LIF detection of OH at 293 K and at individual points from 114 to 58 K; Vakhtin et al.^{12,13} in a Laval nozzle expansion of N₂ with LIF detection of OH at 296 K and individual points at 96, 110, and 165 K; Nielsen et al.⁶ in a pulse radiolysis experiment (kinetic UV absorbance of OH radical) at 298 K in 1 atm of air; Wallington¹⁴ in a pulsed laser photolysis experiment with LIF detection of OH at 298 K in Argon; Schmidt et al.⁹ with laser photolysis and LIF of OH at 295 K in 1 atm of air; Tully and Goldsmith¹¹ with laser photolysis and LIF detection of OH at 293 to 467 K in 25 to 600 Torr of He; Zellner and Lorenz¹⁵ laser photolysis and resonance fluorescence detection of OH at 297 K in 1.3–130 mbar of Ar; Klein et al.⁴ with a relative rate measurement (relevant to n-Hexane) at 295 K in 1.3–1000 mbar of air; Atkinson and Aschmann¹ from relative rate measurements at 295 K in

1 atm of air; Nip and Paraskevopoulos⁷ with flash photolysis and resonance absorption at 297 K in 75 mbar of an H₂/N₂O mixture; Ravishankara et al.⁸ with flash photolysis and resonance fluorescence of OH at 295 K in 20 and 200 Torr of He; and Atkinson and Pitts² by flash photolysis and resonance fluorescence of OH at 298–425 K in 25–100 Torr of Ar. Additional studies have been reviewed by Calvert et al.³ The recommended high pressure rate constant at 298 K is the geometric mean of all of the studies listed above, except for the relative rate measurement of Klein et al.⁴ The temperature exponent of k_{∞} (parameter m) is the average of the values obtained from weighted least squares fits of data from Tully and Goldsmith¹¹ and from Vakhtin et al.;¹³ the former extends upward from ~300 K and the latter extends downward. Pressure fall-off is only apparent at lower pressures and higher temperatures; most studies did not observe significant fall-off. Usable fall-off data near 300 K are available from Klein et al.⁴ (Ar bath gas), Zellner and Lorenz¹⁵ (Ar bath gas), and Vakhtin et al.¹³ (N₂ bath gas). These fall-off data sets are for two different collider gases and provide only rough estimates of $k_0(298)$; the error factor associated with k_0 is at least $\times 3$. Because no temperature-dependent fall-off data are available, the recommendation for the temperature exponent (parameter n) is based on the estimate by Calvert et al.³ Loison et al.,⁵ using a fast flow reactor coupled to a time of flight mass spectrometer, found that $71 \pm 16\%$ of the reaction near room temperature proceeds by addition of the OH to the terminal CH₂ group.

(Table: 15-10, Note: 15-10, Evaluated: 15-10) [Back to Table](#)

- (1) Atkinson, R.; Aschmann, S. M. Rate constants for the reaction of OH radicals with a series of alkenes and dialkenes at 295 ± 1 K. *Int. J. Chem. Kinet.* **1984**, *16*, 1175-1186.
- (2) Atkinson, R.; Pitts, J. N., Jr. Rate constants for the reaction of OH radicals with propylene and the butenes over the temperature range 297–425 °K. *J. Chem. Phys.* **1975**, *63*, 3591-3595, doi:10.1063/1.431800.
- (3) Calvert, J. G.; Atkinson, R.; Kerr, J. A.; Madronich, S.; Moortgat, G. K.; Wallington, T. J.; Yarwood, G. *The Mechanisms of Atmospheric Oxidation of the Alkenes*; Oxford University Press: New York - Oxford, 2000.
- (4) Klein, T.; Barnes, I.; Becker, K. H.; Fink, E. H.; Zabel, F. Pressure dependence of the rate constants for the reactions of C₂H₄ and C₃H₈ with OH radicals at 295 K. *J. Phys. Chem.* **1984**, *88*, 5020-5025, doi:10.1021/j150665a046.
- (5) Loison, J.-C.; Daranlot, J.; Bergeat, A.; Caralp, F.; Mereau, R.; Hickson, K. M. Gas-phase kinetics of hydroxyl radical reactions with C₃H₆ and C₄H₈: Product branching ratios and OH addition site-specificity. *J. Phys. Chem. A* **2010**, *114*, 13326-13336, doi:10.1021/jp107217.
- (6) Nielsen, O. J.; Jørgensen, O.; Donlon, M.; Sidebottom, H. W.; O'Farrell, D. J.; Treacy, J. Rate constants for the gas-phase reactions of OH radicals with nitroethene, 3-nitropropene and 1-nitrocyclohexene at 298 K and 1 atm. *Chem. Phys. Lett.* **1990**, *168*, 319-323, doi:10.1016/0009-2614(90)85618-M.
- (7) Nip, W. S.; Paraskevopoulos, G. Rates of OH radical reactions. VI. Reactions with C₃H₆, 1-C₄H₈ and 1-C₅H₁₀ at 297 K. *J. Chem. Phys.* **1979**, *71*, 2170-2174, doi:10.1063/1.438599.
- (8) Ravishankara, A. R.; Wagner, S.; Fischer, S.; Smith, G.; Schiff, R.; Watson, R. T.; Tesi, G.; Davis, D. D. A kinetics study of the reactions of OH with several aromatic and olefinic compounds. *Int. J. Chem. Kinet.* **1978**, *10*, 783–804, doi:10.1002/kin.550100802.
- (9) Schmidt, V.; Zhu, G. Y.; Becker, K. H.; Fink, E. H. Study of OH reactions at high-pressures by excimer laser photolysis- dye laser fluorescence. *Ber. Bunsenges. Phys. Chem.* **1985**, *89*, 321-322.
- (10) Spangenberg, T.; Kohler, S.; Hansmann, B.; Wachsmuth, U.; Abel, B.; Smith, M. A. Low-temperature reactions of OH radicals with propene and isoprene in pulsed Laval nozzle expansions. *J. Phys. Chem. A* **2004**, *108*, 7527-7534, doi:10.1021/jp031228m.
- (11) Tully, F. P.; Goldsmith, J. E. M. Kinetic study of the hydroxyl radical-propene reaction. *Chem. Phys. Lett.* **1985**, *116*, 345-352, doi:10.1016/0009-2614(85)80182-2.
- (12) Vakhtin, A. B.; Lee, S.; Heard, D. E.; Smith, I. W. M.; Leone, S. R. Low-temperature kinetics of reactions of the OH radical with propene and 1-butene studied by a pulsed laval nozzle apparatus combined with laser-induced fluorescence. *J. Phys. Chem. A* **2001**, *105*, 7889-7895, doi:10.1021/jp010809d.
- (13) Vakhtin, A. B.; Murphy, J. E.; Leone, S. R. Low-temperature kinetics of reactions of OH radical with ethene, propene, and 1-butene. *J. Phys. Chem. A* **2003**, *107*, 10055-10062, doi:10.1021/jp030230a.
- (14) Wallington, T. J. Kinetics of the gas phase reaction of OH radicals with pyrrole and thiophene. *Int. J. Chem. Kinet.* **1986**, *18*, 487-496, doi:10.1002/kin.550180407.
- (15) Zellner, R.; Lorenz, K. Laser photolysis/resonance fluorescence study of the rate constants for the reactions of OH radicals with C₂H₄ and C₃H₆. *J. Phys. Chem.* **1984**, *88*, 984-989, doi:10.1021/j150649a028.

D7. OH + CH₂=C(CH₃)CH₃ (*iso*-butene). The rate constant is not dependent on pressure even at 1 Torr of helium, suggesting that it is very near the high pressure limit in all of the reported studies. The recommended high pressure rate constant at 298 K is the geometric mean of the absolute rate constants reported by Atkinson and Pitts (flash photolysis (FP) with resonance fluorescence (RF) detection of OH)² and relative rate measurements reported by Wu et al.⁸ (cited by Calvert et al.⁴), Barnes et al.,³ Ohta,⁶ and Atkinson and Aschmann.¹ The recommendation is in fair agreement with the early discharge-flow measurement of Morris and Niki.⁵ The temperature dependence is based on

the measurements of Atkinson and Pitts.² The estimated 2σ error limits are set to include all of the data used in the recommendation; because there is only one study of temperature dependence, f(298) and g were set to 1.2 and 200, respectively. Calvert et al.⁴ reviewed the data published prior to 2000 and recommended rate constants in reasonable agreement with the present recommendation. The reaction proceeds mostly (>90%) by addition of OH to the two carbon atoms at the ends of the double bond.⁴ Peeters et al.⁷ reported that $85 \pm 10\%$ of the addition is to the terminal carbon atom, producing a tertiary free radical (the balance produces a primary free radical).
(Table: 15-10, Note: 15-10, Evaluated: 15-10) [Back to Table](#)

- (1) Atkinson, R.; Aschmann, S. M. Rate constants for the reactions of O₃ and OH radicals with a series of alkynes. *Int. J. Chem. Kinet.* **1984**, *16*, 259-268.
- (2) Atkinson, R.; Pitts, J. N., Jr. Rate constants for the reaction of OH radicals with propylene and the butenes over the temperature range 297–425 °K. *J. Chem. Phys.* **1975**, *63*, 3591-3595, doi:10.1063/1.431800.
- (3) Barnes, I.; Bastian, V.; Becker, K. H.; Fink, E. H.; Zabel, F. Reactivity studies of organic substances towards hydroxyl radicals under atmospheric conditions. *Atmos. Environ.* **1982**, *16*, 545-550.
- (4) Calvert, J. G.; Atkinson, R.; Kerr, J. A.; Madronich, S.; Moortgat, G. K.; Wallington, T. J.; Yarwood, G. *The Mechanisms of Atmospheric Oxidation of the Alkenes*; Oxford University Press: New York - Oxford, 2000.
- (5) Morris, E. D.; Stedman, D. H.; Niki, H. Mass spectrometric study of the reactions of the hydroxyl radical with ethylene, propylene, and acetaldehyde in a discharge-flow system. *J. Am. Chem. Soc.* **1971**, *93*, 3570-3572, doi:10.1021/ja00744a004.
- (6) Ohta, T. Rate constants for the reactions of OH radicals with alkyl substituted olefins. *Int. J. Chem. Kinet.* **1984**, *16*, 879-886, doi:10.1002/kin.550160708.
- (7) Peeters, J.; Boullart, W.; Pultau, V.; Vandenberk, S.; Vereecken, L. Structure–activity relationship for the addition of OH to (poly)alkenes: Site-specific and total rate constants. *J. Phys. Chem. A* **2007**, *111*, 1618–1631, doi:10.1021/jp066973o.
- (8) Wu, C. H.; Japar, S. M.; Niki, H. Relative reactivities of HO-hydrocarbon reactions from smog reactor studies. *J. Environ. Sci. Health* **1976**, *A11*, 191-200.

D8. OH + CH₂=CH₂CH₂CH₃ (1-butene). The rate constant is not dependent on pressure even at 1 Torr of helium, suggesting that it is very near the high pressure limit in all of the studies. The recommended high pressure rate constant at 298 K is the geometric mean of the absolute rate constants reported by Atkinson and Pitts² (flash photolysis (FP) with resonance fluorescence (RF) detection of OH), Ravishankara et al.¹³ (FP-RF), Nip and Paraskevopoulos⁹ (FP with resonance absorption (RA) detection of OH), Biermann and Pitts⁴ (discharge flow (DF) with mass spectrometry (MS) detection), Sims et al.¹⁴ (Laval-Nozzle flow apparatus (LN) and laser induced fluorescence (LIF) detection of OH), Vakhtin et al.¹⁵ (LN-LIF), and relative rate measurements reported by Wu et al.¹⁷ (cited by Calvert et al.⁵), Lloyd et al.,⁶ Winer et al.,¹⁶ Barnes et al.,³ Ohta,¹⁰ and Atkinson and Aschmann.¹ The recommendation is in good agreement with the early discharge-flow measurement of Morris and Niki,⁸ and in poor agreement with that of Pastrana and Carr,¹¹ which possibly was affected by secondary reactions. The temperature dependence is based on the measurements of Atkinson and Pitts,² Sims et al.,¹⁴ and Vathkin et al.¹⁵ Calvert et al. reviewed the data published prior to 2000 and recommended rate constants⁵ in good agreement with the present recommendation. The estimated 2σ error limits are set to include all of the data used in the recommendation. The reaction proceeds mostly (>90%) by addition of OH to the two carbon atoms at the ends of the double bond.⁵ Peeters et al.¹² measured product branching ratios in a multi-stage flow apparatus with mass spectrometric detection and concluded that $85 \pm 10\%$ of the OH addition reaction proceeds by addition to the terminal CH₂ group, producing a secondary free radical. Peeters et al. also developed a structure-activity relationship (SAR) for predicting the product distribution for OH + alkene reactions. Loison et al.⁷ also used a flow apparatus with mass spectrometric detection, but with photoionization, and reported that $71 \pm 16\%$ of the addition reaction is to the terminal CH₂ group, in good agreement with Peeters et al. Furthermore, Loison et al. concluded that $8 \pm 3\%$ of the total reaction is due to abstraction.
(Table: 15-10, Note: 15-10, Evaluated: 15-10) [Back to Table](#)

- (1) Atkinson, R.; Aschmann, S. M. Rate constants for the reactions of O₃ and OH radicals with a series of alkynes. *Int. J. Chem. Kinet.* **1984**, *16*, 259-268.
- (2) Atkinson, R.; Pitts, J. N., Jr. Rate constants for the reaction of OH radicals with propylene and the butenes over the temperature range 297–425 °K. *J. Chem. Phys.* **1975**, *63*, 3591-3595, doi:10.1063/1.431800.
- (3) Barnes, I.; Bastian, V.; Becker, K. H.; Fink, E. H.; Zabel, F. Reactivity studies of organic substances towards hydroxyl radicals under atmospheric conditions. *Atmos. Environ.* **1982**, *16*, 545-550.
- (4) Biermann, H. W.; Harris, G. W.; Pitts, J. N., Jr. Photoionization mass spectrometer studies of the collisionally stabilized product distribution in the reaction of OH radicals with selected alkenes at 298 K. *J. Phys. Chem.* **1982**, *86*, 2958-2964.
- (5) Calvert, J. G.; Atkinson, R.; Kerr, J. A.; Madronich, S.; Moortgat, G. K.; Wallington, T. J.; Yarwood, G. *The Mechanisms of Atmospheric Oxidation of the Alkenes*; Oxford University Press: New York - Oxford, 2000.

- (6) Lloyd, A. C.; Darnall, K. R.; Winer, A. M.; Pitts, J. N., Jr. Relative rate constants for reaction of the hydroxyl radical with a series of alkanes, alkenes, and aromatic hydrocarbons. *J. Phys. Chem.* **1976**, *80*, 789-794.
- (7) Loison, J.-C.; Daranlot, J.; Bergeat, A.; Caralp, F.; Mereau, R.; Hickson, K. M. Gas-phase kinetics of hydroxyl radical reactions with C₃H₆ and C₄H₈: Product branching ratios and OH addition site-specificity. *J. Phys. Chem. A* **2010**, *114*, 13326–13336, doi:10.1021/jp107217.
- (8) Morris, E. D.; Stedman, D. H.; Niki, H. Mass spectrometric study of the reactions of the hydroxyl radical with ethylene, propylene, and acetaldehyde in a discharge-flow system. *J. Am. Chem. Soc.* **1971**, *93*, 3570-3572, doi:10.1021/ja00744a004.
- (9) Nip, W. S.; Paraskevopoulos, G. Rates of OH radical reactions. VI. Reactions with C₃H₆, 1-C₄H₈ and 1-C₅H₁₀ at 297 K. *J. Chem. Phys.* **1979**, *71*, 2170-2174, doi:10.1063/1.438599.
- (10) Ohta, T. Rate constants for the reactions of OH radicals with alkyl substituted olefins. *Int. J. Chem. Kinet.* **1984**, *16*, 879-886, doi:10.1002/kin.550160708.
- (11) Pastrana, A. V.; Carr, R. W., Jr. Kinetics of the reaction of hydroxyl radicals with ethylene, propylene, 1-butene, and trans-2-butene. *J. Phys. Chem.* **1975**, *79*, 765–770, doi:10.1021/j100575a001.
- (12) Peeters, J.; Boullart, W.; Pultau, V.; Vandenberg, S.; Vereecken, L. Structure–activity relationship for the addition of OH to (poly)alkenes: Site-specific and total rate constants. *J. Phys. Chem. A* **2007**, *111*, 1618–1631, doi:10.1021/jp066973o.
- (13) Ravishankara, A. R.; Wagner, S.; Fischer, S.; Smith, G.; Schiff, R.; Watson, R. T.; Tesi, G.; Davis, D. D. A kinetics study of the reactions of OH with several aromatic and olefinic compounds. *Int. J. Chem. Kinet.* **1978**, *10*, 783–804, doi:10.1002/kin.550100802.
- (14) Sims, I. R.; Smith, I. W. M.; Bocherel, P.; Defrance, A.; Travers, D.; Rowe, B. R. Ultra-low temperature kinetics of neutral-neutral reactions: Rate constants for the reactions of OH radicals with butenes between 295 and 23 K. *J. Chem. Soc. Faraday Trans.* **1994**, *90*, 1473-1478, doi:10.1039/FT9949001473.
- (15) Vakhtin, A. B.; Lee, S.; Heard, D. E.; Smith, I. W. M.; Leone, S. R. Low-temperature kinetics of reactions of the OH radical with propene and 1-butene studied by a pulsed laval nozzle apparatus combined with laser-induced fluorescence. *J. Phys. Chem. A* **2001**, *105*, 7889-7895, doi:10.1021/jp010809d.
- (16) Winer, A. M.; Lloyd, A. C.; Darnall, K. R.; Pitts, J. N., Jr. Relative rate constants for the reaction of the hydroxyl radical with selected ketones, chloroethenes, and monoterpene hydrocarbons. *J. Phys. Chem.* **1976**, *80*, 1635-1639.
- (17) Wu, C. H.; Japar, S. M.; Niki, H. Relative reactivities of HO-hydrocarbon reactions from smog reactor studies. *J. Environ. Sci. Health* **1976**, *A11*, 191-200.

D9. OH + *cis*-CH₃CH=CHCH₃ (*cis*-2-butene). The rate constant is not dependent on pressure even at 1 Torr of helium, suggesting that it is very near the high pressure limit in all of the studies. The recommended high pressure rate constant at 298 K is the geometric mean of the absolute rate constants reported by Atkinson and Pitts² (flash photolysis (FP) with resonance fluorescence (RF) detection of OH), Ravishankara et al.⁷ (FP-RF), Sims et al.⁸ (Laval-Nozzle flow apparatus (LN) and laser induced fluorescence (LIF) detection of OH), and relative rate measurements reported by Lloyd et al.,⁴ Winer et al.,⁹ Ohta,⁶ and Atkinson and Aschmann.¹ The recommendation is in good agreement with the early discharge-flow measurement of Morris and Niki.⁵ The temperature dependence is based on the measurements of Atkinson and Pitts² and Sims et al.⁸ Calvert et al. reviewed the data published prior to 2000 and recommended rate constants³ in good agreement with the present recommendation. The reaction proceeds mostly (>90%) by addition of OH to the two carbon atoms at the ends of the double bond.³ The estimated 2σ error limits are set to include all of the data used in the recommendation.

(Table: 15-10, Note: 15-10, Evaluated: 15-10) [Back to Table](#)

- (1) Atkinson, R.; Aschmann, S. M. Rate constants for the reactions of O₃ and OH radicals with a series of alkynes. *Int. J. Chem. Kinet.* **1984**, *16*, 259-268.
- (2) Atkinson, R.; Pitts, J. N., Jr. Rate constants for the reaction of OH radicals with propylene and the butenes over the temperature range 297–425 °K. *J. Chem. Phys.* **1975**, *63*, 3591-3595, doi:10.1063/1.431800.
- (3) Calvert, J. G.; Atkinson, R.; Kerr, J. A.; Madronich, S.; Moortgat, G. K.; Wallington, T. J.; Yarwood, G. *The Mechanisms of Atmospheric Oxidation of the Alkenes*; Oxford University Press: New York - Oxford, 2000.
- (4) Lloyd, A. C.; Darnall, K. R.; Winer, A. M.; Pitts, J. N., Jr. Relative rate constants for reaction of the hydroxyl radical with a series of alkanes, alkenes, and aromatic hydrocarbons. *J. Phys. Chem.* **1976**, *80*, 789-794.
- (5) Morris, E. D., Jr.; Niki, H. Reactivity of hydroxyl radicals with olefins. *J. Phys. Chem.* **1971**, *75*, 3640–3641, doi:10.1021/j100692a031.
- (6) Ohta, T. Rate constants for the reactions of OH radicals with alkyl substituted olefins. *Int. J. Chem. Kinet.* **1984**, *16*, 879-886, doi:10.1002/kin.550160708.
- (7) Ravishankara, A. R.; Wagner, S.; Fischer, S.; Smith, G.; Schiff, R.; Watson, R. T.; Tesi, G.; Davis, D. D. A kinetics study of the reactions of OH with several aromatic and olefinic compounds. *Int. J. Chem. Kinet.* **1978**, *10*, 783–804, doi:10.1002/kin.550100802.

- (8) Sims, I. R.; Smith, I. W. M.; Bocherel, P.; Defrance, A.; Travers, D.; Rowe, B. R. Ultra-low temperature kinetics of neutral-neutral reactions: Rate constants for the reactions of OH radicals with butenes between 295 and 23 K. *J. Chem. Soc. Faraday Trans.* **1994**, *90*, 1473-1478, doi:10.1039/FT9949001473.
- (9) Winer, A. M.; Lloyd, A. C.; Darnall, K. R.; Pitts, J. N., Jr. Relative rate constants for the reaction of the hydroxyl radical with selected ketones, chloroethenes, and monoterpene hydrocarbons. *J. Phys. Chem.* **1976**, *80*, 1635-1639.

D10. OH + trans-CH₂CH=CHCH₃ (trans-2-butene). The rate constant is not dependent on pressure even at 1 Torr of helium, suggesting that it is very near the high pressure limit in all of the studies. The recommended high pressure rate constant at 298 K is the geometric mean of the absolute rate constants reported by Atkinson and Pitts² (flash photolysis (FP) with resonance fluorescence (RF) detection of OH), and Sims et al.¹⁰ (Laval-Nozzle flow apparatus (LN) and laser induced fluorescence (LIF) detection of OH), and relative rate measurements reported by Wu et al.¹¹ (cited by Calvert et al.³), Ohta,⁷ Atkinson and Aschmann,¹ Edney et al.,⁴ and Rogers.⁹ The recommendation is in good agreement with the early discharge-flow measurement of Morris and Niki,⁶ and in poor agreement with that of Pastrana and Carr,⁸ which possibly was affected by secondary reactions. The temperature dependence is based on the measurements of Atkinson and Pitts² and Sims et al.¹⁰ The estimated 2σ error limits are set to include all of the data used in the recommendation. Calvert et al.³ reviewed the data published prior to 2000 and recommended rate constants in reasonable agreement with the present recommendation. The reaction proceeds mostly (>90%) by addition of OH to the two carbon atoms at the ends of the double bond.³ Loison et al.⁵ used a flow apparatus with photoionization mass spectrometric detection and reported that 3 ± 1% of the total reaction proceeds by hydrogen abstraction.

(Table: 15-10, Note: 15-10, Evaluated: 15-10) [Back to Table](#)

- (1) Atkinson, R.; Aschmann, S. M. Rate constants for the reactions of O₃ and OH radicals with a series of alkynes. *Int. J. Chem. Kinet.* **1984**, *16*, 259-268.
- (2) Atkinson, R.; Pitts, J. N., Jr. Rate constants for the reaction of OH radicals with propylene and the butenes over the temperature range 297–425 °K. *J. Chem. Phys.* **1975**, *63*, 3591-3595, doi:10.1063/1.431800.
- (3) Calvert, J. G.; Atkinson, R.; Kerr, J. A.; Madronich, S.; Moortgat, G. K.; Wallington, T. J.; Yarwood, G. *The Mechanisms of Atmospheric Oxidation of the Alkenes*; Oxford University Press: New York - Oxford, 2000.
- (4) Edney, E. O.; Kleindienst, T. E.; Corse, E. W. Room temperature rate constants for the reaction of OH with selected chlorinated and oxygenated hydrocarbons. *Int. J. Chem. Kinet.* **1986**, *18*, 1355-1371, doi:10.1002/kin.550181207.
- (5) Loison, J.-C.; Daranlot, J.; Bergeat, A.; Caralp, F.; Mereau, R.; Hickson, K. M. Gas-phase kinetics of hydroxyl radical reactions with C₃H₆ and C₄H₈: Product branching ratios and OH addition site-specificity. *J. Phys. Chem. A* **2010**, *114*, 13326–13336, doi:10.1021/jp107217.
- (6) Morris, E. D., Jr.; Niki, H. Reactivity of hydroxyl radicals with olefins. *J. Phys. Chem.* **1971**, *75*, 3640–3641, doi:10.1021/j100692a031.
- (7) Ohta, T. Rate constants for the reactions of diolefins with OH radicals in the gas phase. Estimate of the rate constants from those for monoolefins. *J. Phys. Chem.* **1983**, *87*, 1209-1213.
- (8) Pastrana, A. V.; Carr, R. W., Jr. Kinetics of the reaction of hydroxyl radicals with ethylene, propylene, 1-butene, and trans-2-butene. *J. Phys. Chem.* **1975**, *79*, 765–770, doi:10.1021/j100575a001.
- (9) Rogers, J. D. Rate constant measurements for the reaction of the hydroxyl radical with cyclohexene, cyclopentene, and glutaraldehyde. *Environ. Sci. Technol.* **1989**, *23*, 177-181, doi:10.1021/es00179a006.
- (10) Sims, I. R.; Smith, I. W. M.; Bocherel, P.; Defrance, A.; Travers, D.; Rowe, B. R. Ultra-low temperature kinetics of neutral-neutral reactions: Rate constants for the reactions of OH radicals with butenes between 295 and 23 K. *J. Chem. Soc. Faraday Trans.* **1994**, *90*, 1473-1478, doi:10.1039/FT9949001473.
- (11) Wu, C. H.; Japar, S. M.; Niki, H. Relative reactivities of HO-hydrocarbon reactions from smog reactor studies. *J. Environ. Sci. Health* **1976**, *A11*, 191-200.

D11. CH₃O + NO. This reaction proceeds via a complex potential energy surface that includes both chemical activation and direct abstraction routes¹ to the disproportionation products CH₂O and HNO as well as the combination to form CH₃NO. The chemical activation process would have inverse pressure dependence and the direct abstraction would be pressure independent. The recommended values take into account the results of Frost and Smith⁴ in Ar and CF₄ and of Caralp et al.¹ in He and Ar. In both of these references the disproportionation process is subtracted from total loss of CH₃O with a pressure independent, temperature dependent value. At 300 K below one Torr the disproportionation process dominates. Temperature dependences are from the higher temperature results. The low pressure rate constant is consistent with the measurements of McCaulley et al.⁵ and Daële et al.² in helium. Studies by Ohmori et al.⁶ and Dobé et al.³ are in general agreement with respect to both the addition and bimolecular pathways. (See the note in Table 1-1 for the bimolecular pathway.)

(Table: 06-2, Note: 06-2, Evaluated: 06-2) [Back to Table](#)

- (1) Caralp, F., M-T. Rayez, W. Forst, N. Gomez, B. Delcroix, D. Fitschen and P. Devolder Kinetic and mechanistic study of the pressure and temperature dependence of the reaction $\text{CH}_3\text{O} + \text{NO}$. *J. Chem. Soc. Faraday Trans.* **1998**, *94*, 3321-3330.
- (2) Daële, V.; Laverdet, G.; Le Bras, G.; Poulet, G. Kinetics of the reactions $\text{CH}_3\text{O} + \text{NO}$, $\text{CH}_3\text{O} + \text{NO}_3$, and $\text{CH}_3\text{O}_2 + \text{NO}_3$. *J. Phys. Chem.* **1995**, *99*, 1470-1477.
- (3) Dóbbé, S.; Lendvay, G.; Szilágyi, I.; Bérces, T. Kinetics and mechanism of the reaction of CH_3O with NO . *Int. J. Chem. Kinet.* **1994**, *26*, 887-901.
- (4) Frost, M. J.; Smith, I. W. M. Rate Constants for the reactions of CH_3O and $\text{C}_2\text{H}_5\text{O}$ with NO over a range of temperature and total pressure. *J. Chem. Soc. Faraday Trans.* **1990**, *86*, 1757-1762.
- (5) McCaulley, J. A.; Moyle, A. M.; Golde, M. F.; Anderson, S. M.; Kaufman, F. Kinetics of the reactions of CH_3O and CD_3O with NO . *J. Chem Soc. Farad. Trans.* **1990**, *86*, 4001-4009.
- (6) Ohmori, K.; Yamasaki, K.; Matsui, H. Pressure dependence of the rate constant for the reaction of $\text{CH}_3\text{O} + \text{NO}$. *Bull. Chem. Soc. Jpn.* **1993**, *66*, 51-56.

D12. $\text{CH}_3\text{O} + \text{NO}_2$. The recommended values are from the work mostly of Wollenhaupt and Crowley (in Ar).⁶ Agreement is good with earlier work at 298 K from the study of Frost and Smith² in Ar (corrected by Frost and Smith³) and that of Biggs et al.¹ and Martinez et al.⁴ in He. Low pressure results agree within a factor of two with the measurements of McCaulley et al.⁵ in He. A minor bimolecular (chemical activation) pathway is also observed. (See Table 1-1.) (Table: 02-25, Note: 06-2, Evaluated: 06-2) [Back to Table](#)

- (1) Biggs, P.; Canosa-Mas, C. E.; Fracheboud, J. M.; Shallcross, D. E.; Wayne, R. P.; Caralp, F. Investigation into the pressure dependence between 1 and 10 Torr of the reactions of NO_2 with CH_3 and CH_3O . *J. Chem. Soc. Faraday Trans.* **1993**, *89*, 4163-4169.
- (2) Frost, M. J.; Smith, I. W. M. Rate constants for the reactions of CH_3O and $\text{C}_2\text{H}_5\text{O}$ with NO_2 over a range of temperature and total pressure. *J. Chem. Soc. Faraday Trans.* **1990**, *86*, 1751-1756.
- (3) Frost, M. J.; Smith, I. W. M. Corrigendum to rate constants for the reductions of CH_3O and $\text{C}_2\text{H}_5\text{O}$ with NO_2 over a range of temperature and total pressure. *J. Chem. Soc. Faraday Trans* **1993**, *89*, 4251.
- (4) Martinez, E.; Albaladejo, J.; Jiménez, E.; Notario, A.; Mera, Y. D. d. Temperature dependence of the limiting low- and high-pressure rate constants for the $\text{CH}_3\text{O} + \text{NO}_2 + \text{He}$ reaction over the 250-390 K temperature range. *Chem. Phys. Lett.* **2000**, *329*, 191-199.
- (5) McCaulley, J. A.; Anderson, S. M.; Jeffries, J. B.; Kaufman, F. Kinetics of the reaction of CH_3O with NO_2 . *Chem. Phys. Lett.* **1985**, *115*, 180-186.
- (6) Wollenhaupt, M.; Crowley, J. N. Kinetic studies of the reactions $\text{CH}_3 + \text{NO}_2 \rightarrow \text{products}$, $\text{CH}_3\text{O} + \text{NO}_2 \rightarrow \text{products}$, and $\text{OH} + \text{CH}_3\text{C}(\text{O})\text{CH}_3 \rightarrow \text{CH}_3\text{C}(\text{O})\text{OH} + \text{CH}_3$, over a range of temperature and pressure. *J. Phys. Chem. A* **2000**, *104*, 6429-6438, doi:10.1021/jp0005726.

D13. $\text{C}_2\text{H}_5\text{O} + \text{NO}$. High-pressure data at 298 K in Ar from Frost and Smith³ and in He between 286 and 388 K at pressures from 30 to 500 Torr, from Fitschen et al.² Low-pressure measurements in He are from Daele et al.¹ He experiments were scaled to N_2 by dividing by a factor of 2.5. Ar data were taken as equivalent to N_2 or air. The data were fit by subtracting an assumed pressure independent value of 1×10^{-11} from the measured rate constants to account for the route to form HNO and CH_3CHO . The low pressure value agrees with theory. The bimolecular channel with an estimated rate constant of about 10^{-11} needs to be verified by direct studies. The temperature dependence of the low pressure limit is estimated and that of the high pressure limit is taken from Fitschen et al.² (The high pressure rate expression in Fitschen et al. seems to be in error.) (Table: 06-2, Note: 06-2, Evaluated: 06-2) [Back to Table](#)

- (1) Daële, V.; Ray, A.; Vassali, I.; Poulet, G.; Le Bras, G. Kinetic study of reactions of $\text{C}_2\text{H}_5\text{O}_2$ with NO at 298 K and 0.55 – 2 torr. *Int. J. Chem. Kinet.* **1995**, *27*, 1121-1133.
- (2) Fitschen, C.; Frenzel, A.; Imrik, K.; Devolder, P. Rate constants for the reactions of $\text{C}_2\text{H}_5\text{O}$, $i\text{-C}_3\text{H}_7\text{O}$, and $n\text{-C}_3\text{H}_7\text{O}$ with NO and O_2 as a function of temperature. *Int. J. Chem. Kinet.* **1999**, *31*, 860-866.
- (3) Frost, M. J.; Smith, I. W. M. Rate Constants for the reactions of CH_3O and $\text{C}_2\text{H}_5\text{O}$ with NO over a range of temperature and total pressure. *J. Chem. Soc. Faraday Trans.* **1990**, *86*, 1757-1762.

D14. $\text{C}_2\text{H}_5\text{O} + \text{NO}_2$. High-pressure rate constant at 298 K from Frost and Smith.¹ Other values estimated from similar reactions.

(Table: 06-2, Note: 92-20, Evaluated: 06-2) [Back to Table](#)

- (1) Frost, M. J.; Smith, I. W. M. Rate constants for the reactions of CH_3O and $\text{C}_2\text{H}_5\text{O}$ with NO_2 over a range of temperature and total pressure. *J. Chem. Soc. Faraday Trans.* **1990**, *86*, 1751-1756.

D15. CH₃O₂ + NO₂. Golden³ has re-evaluated the data for this reaction. The recommended parameters are from a fit to Percival⁴ and temperature- and pressure-dependent data in Sander and Watson⁶ and Ravishankara et al.⁵ The temperature dependence of the high pressure rate constant is a little high, but results from the statistical fit to the data. The values recommended herein, were taken with the data in a study of the reverse reaction by Zabel et al.⁷ to compute the value of the equilibrium constant in Table 3-1. Destriau and Troe² have fit the above data with k_{∞} independent of temperature and $F_c = 0.36$. Bridier et al.¹ are in good agreement with this recommendation at one atmosphere and 298 K.

(Table: 06-2, Note: 06-2, Evaluated: 06-2) [Back to Table](#)

- (1) Bridier, I.; Lesclaux, R.; Veyret, B. Flash photolysis kinetic study of the equilibrium $\text{CH}_3\text{O}_2 + \text{NO}_2 \leftrightarrow \text{CH}_3\text{O}_2\text{NO}_2$. *Chem. Phys. Lett.* **1992**, *191*, 259-263.
- (2) Destriau, M.; Troe, J. Thermal dissociation and recombination of alkyl and haloalkyl peroxyitrates: An SACM modelling study. *Int. J. Chem. Kinet.* **1990**, *22*, 915-934.
- (3) Golden, D. M. Evaluating data for atmospheric models, an example: $\text{CH}_3\text{O}_2 + \text{NO}_2 = \text{CH}_2\text{O}_2\text{NO}_2$. *Int. J. Chem. Kinet.* **2005**, *37*, 625-632, doi:10.1002/kin.20104.
- (4) Percival, D. T. R.-D., A. Bacak, A. Bardwell. In *International Gas Kinetics Symposium* Bristol, UK, 2004.
- (5) Ravishankara, A. R.; Eisele, F. L.; Wine, P. H. Pulsed laser photolysis-long path laser absorption kinetics study of the reaction of methylperoxy radicals with NO_2 . *J. Chem. Phys.* **1980**, *73*, 3743-3749.
- (6) Sander, S. P.; Watson, R. T. Kinetic studies of the reactions of CH_3O_2 with NO , NO_2 , and CH_3O_2 at 298 K. *J. Phys. Chem.* **1980**, *84*, 1664-1674, doi:10.1021/j100450a002.
- (7) Zabel, F.; Reimer, A.; Becker, K. H.; Fink, E. H. Thermal decomposition of alkyl peroxyitrates. *J. Phys. Chem.* **1989**, *93*, 5500-5507.

D16. C₂H₅O₂ + NO₂. The only experimental study is that of Elfers et al.³ who measured the rate constant relative to the $\text{C}_2\text{H}_5\text{O}_2 + \text{NO}$ reaction between 10 and 1000 mbar. Elfers et al. used a value of $k = 8.9 \times 10^{-12} \text{ cm}^3 \text{ molecule}^{-1} \text{ s}^{-1}$ for the reference reaction. By comparison the recommended rate constant for the reference reaction from Table 1-1 of this evaluation is $1.1 \times 10^{-11} \text{ cm}^3 \text{ molecule}^{-1} \text{ s}^{-1}$ at 254 K. There are three data points. An evaluation of the Elfers et al. work by Destriau and Troe² cast the data in the format used in the IUPAC evaluation.¹ The parameters in Table 2 are adjusted to agree with the data corrected for the change in the reference reaction, using the simpler formula employed in this recommendation.

(Table: 02-25, Note: 02-25, Evaluated: 02-25) [Back to Table](#)

- (1) Atkinson, R.; Baulch, D. L.; Cox, R. A.; Hampson, J., R. F.; Kerr, J. A.; Rossi, M. J.; Troe, J. Evaluated kinetic, photochemical and heterogeneous data for atmospheric chemistry: Supplement V. *J. Phys. Chem. Ref. Data* **1997**, *26*, 1329-1499.
- (2) Destriau, M.; Troe, J. Thermal dissociation and recombination of alkyl and haloalkyl peroxyitrates: An SACM modelling study. *Int. J. Chem. Kinet.* **1990**, *22*, 915-934.
- (3) Elfers, G.; Zabel, F.; Becker, K. H. Determination of the rate constant ratio for the reactions of the ethylperoxy radical with NO and NO_2 . *Chem. Phys. Lett.* **1990**, *168*, 14-19.

D17. CH₃C(O)O₂ + NO₂. The recommended parameters are from the data of Bridier et al.,¹ who report in the format represented here, but using $F_c = 0.3$. Their values are: $k_0^{300} = (2.7 \pm 1.5) \times 10^{-28}$, $k_{\infty}^{300} = (12.1 \pm 2.0) \times 10^{-12}$, with $n = 7.1 \pm 1.7$ and $m = 0.9 \pm 0.15$. Studies of the decomposition of $\text{CH}_3\text{C(O)O}_2\text{NO}_2$ [PAN] by Roberts and Bertman,⁴ Grosjean et al.,² and Orlando et al.³ are in accord with those of Bridier et al.¹ In the Roberts and Bertman⁴ study it was shown that PAN decomposition yields only peroxyacetyl radical and NO_2 ; no methyl nitrate. Studies by Seefeld et al.⁵ and Sehested et al.⁶ of the relative rates of $\text{CH}_3\text{C(O)O}_2$ with NO and NO_2 are confirmatory. A study by von Ahsen et al.⁷ involving matrix isolation of the products of PAN decomposition, suggests a minor pathway due to O-O bond fission.

(Table: 06-2, Note: 06-2, Evaluated: 06-2) [Back to Table](#)

- (1) Bridier, I.; Caralp, F.; Loirat, H.; Lesclaux, R.; Veyret, B.; Becker, K. H.; Reimer, A.; Zabel, F. Kinetic and theoretical studies of the reactions $\text{CH}_3\text{C(O)O}_2 + \text{NO}_2 + \text{M} \rightleftharpoons \text{CH}_3\text{C(O)O}_2\text{NO}_2 + \text{M}$ between 248 and 393 K and between 30 and 760 Torr. *J. Phys. Chem.* **1991**, *95*, 3594-3600.
- (2) Grosjean, D.; Grosjean, E.; Williams, E. L. Thermal decomposition of PAN, PPN and vinyl-PAN. *J. Air and Waste Manage. Assoc.* **1994**, *44*, 391-396.
- (3) Orlando, J. J.; Tyndall, G. S.; Calvert, J. G. Thermal decomposition pathways for peroxy-acetyl nitrate (PAN): Implications for atmospheric methyl nitrate levels. *Atmos. Environ.* **1992**, *26A*, 3111-3118.
- (4) Roberts, J. M.; Bertman, S. B. The thermal decomposition of peroxyacetic nitric anhydride (PAN) and peroxymethacrylic nitric anhydride (MPAN). *Int. J. Chem. Kinet.* **1992**, *24*, 297-307.

- (5) Seefeld, S.; Kinnison, D. J.; Kerr, J. A. Relative rate study of the reactions of acetylperoxy radicals with NO and NO₂: Peroxyacetyl nitrate formation under laboratory conditions related to the troposphere. *J. Phys. Chem. A* **1997**, *101*, 55-59.
- (6) Sehested, J.; Christensen, L. K.; Mogelberg, T.; Nielsen, O. J.; Wallington, T. J.; Guschin, A.; Orlando, J. J.; Tyndall, G. S. Absolute and relative rate constants for the reactions CH₃C(O)O₂ + NO and CH₃C(O)O₂ + NO₂ and thermal stability of CH₃C(O)O₂NO₂. *J. Phys. Chem. A* **1998**, *102*, 1779-1789.
- (7) von Ahsen, S.; Wilner, H.; Francisco, J. S. Thermal decomposition of peroxy acetyl nitrate CH₃C(O)OONO₂. *J. Chem. Phys.* **2004**, *121*, 2048-2057, doi:10.1063/1.1767813.

D18. CH₃CH₂C(O)O₂ + NO₂. This reaction, forming peroxypropionyl nitrate (PPN), has been studied in the reverse direction by Schurath and Wipprecht,⁴ Mineshos and Glavas,³ Grosjean et al.,¹ and Kirchner et al.² Group additivity considerations indicate that the equilibrium constant for both PAN and PPN will be the same (both sides of the equilibrium for PPN differ from those for PAN by the group C-(C)(CO)(H)₂). Therefore, the recommended value for the association reaction is taken from the decomposition studies multiplied by the same equilibrium constant as for PAN. The resulting values are very similar to those for CH₃C(O)O₂ + NO₂ forming peroxyacetyl nitrate (PAN). Conservative error limits are estimated.

(Table: 02-25, Note: 06-2, Evaluated: 06-2) [Back to Table](#)

- (1) Grosjean, D.; Grosjean, E.; Williams, E. L. Thermal decomposition of PAN, PPN and vinyl-PAN. *J. Air and Waste Manage. Assoc.* **1994**, *44*, 391-396.
- (2) Kirchner, F.; Mayer-Figge, A.; Zabel, F.; Becker, K. H. Thermal stability of peroxy nitrates. *Int. J. Chem. Kinet.* **1999**, *31*, 127-144.
- (3) Mineshos, G.; Glavas, S. Thermal decomposition of peroxypropionyl nitrate - Kinetics of the formation of nitrogenous products. *React. Kinet. Catal. Lett.* **1991**, *45*, 305-312.
- (4) Schurath, U.; Wipprecht, V. 1st European Symposium on Physico-Chemical Behavior of Atmospheric Pollutants, 1979, Ispra.

D19. CH₃C(O)CH₂ + O₂. Cox et al.¹ reported a value of $k = (1.5 \pm 0.3) \times 10^{-12} \text{ cm}^3 \text{ molecule}^{-1} \text{ s}^{-1}$ at 298 K and 1 atm of SF₆ in which a pulse radiolysis study was modeled. Studies in He at 298 K have been reported by Oguchi et al.,⁵ Imrik et al.,³ Kovacs et al.,⁴ and Hassouna et al.² This data can be accommodated with $k_0 = 1.5 \times 10^{-29} \text{ cm}^3 \text{ molecule}^{-1} \text{ s}^{-1}$, $k_\infty = 1.0 \times 10^{-12} \text{ s}^{-1}$ with $f = 1.15$. To account for the difference between He and N₂, $k_0 = 3 \times 10^{-29}$, and $f = 1.3$ are estimated and recommended. Hassouna et al. report rate constants in the temperature range 291 to 400 K at 130 and 650 bar He showing a slight negative temperature dependence. They also report data at 10 bar He in the temperature range 459 to 520 K. These latter data exhibit biexponential decays from which the equilibrium constant is also extracted. (See Table 3-1.)

(Table: 10-6, Note: 10-6, Evaluated: 10-6) [Back to Table](#)

- (1) Cox, R. A.; Munk, J.; Nielsen, O. J.; Pagsberg, P.; Ratajczak, E. Ultraviolet absorption spectra and kinetics of acetyl and acetylperoxy radicals. *Chem. Phys. Lett.* **1990**, *173*, 206-210.
- (2) Hassouna, M.; Delbos, E.; Devolder, P.; Viskolcz, B.; Fittschen, C. Rate and equilibrium constant of the reaction of 1-methylvinoyl radicals with O₂: CH₃COCH₂ + O₂ ↔ CH₃COCH₂O₂. *J. Phys. Chem. A* **2006**, *110*, 6667-6672, doi:10.1021/jp0558270.
- (3) Imrik, K.; Farkas, E.; Vasvári, G.; Szilágyi, I.; Sarzyski, D.; Dóbbé, S.; Bérces, T.; Márta, F. Laser spectrometry and kinetics of selected elementary reactions of the acetyl radical. *Phys. Chem. Chem. Phys.* **2004**, *6*, 3958-3968, doi:10.1039/b404889j.
- (4) Kovács, G.; Zádor, J.; Farkas, E.; Nádasdi, R.; Szilágyi, I.; Dóbbé, S.; Bérces, T.; Márta, F.; Lendvay, G. Kinetics and mechanism of the reactions of CH₃CO and CH₃C(O)CH₂ radicals with O₂. Low-pressure discharge flow experiments and quantum chemical computations. *Phys. Chem. Chem. Phys.* **2007**, *9*, 4142-4154, doi:10.1039/b706216h.
- (5) Oguchi, T.; Miyoshi, A.; Koshi, M.; Matsui, H.; Washida, N. Kinetic study on reactions of 1- and 2-methylvinoyl radicals with O₂. *J. Phys. Chem. A* **2000**, *105*, 378-382, doi:10.1021/jp001826q.

D20. CH₂OO + CH₂OO (Criegee intermediate). The recommendation is the average of the rate constants reported near 298 K by Buras et al.¹ and Ting et al.⁶ (the latter supersedes the report of Su et al.⁵). The reaction does not depend on pressure at least up to 1 atmosphere, because of the existence of low energy thresholds for subsequent isomerization and fragmentation.⁷ The reaction products are thought to be 2 H₂CO + O₂(¹Δ_g). Because of the rapid reactions of CH₂OO and the complex mixtures of reactants present in the systems that have been studied, rate constants must be extracted from complicated mechanisms.^{1-4,6,7} Ting et al.⁶ have presented an analysis using perhaps the most comprehensive mechanism to date, but this field is changing very rapidly.

(Table 15-10, Note: 15-10, Evaluated: 15-10) [Back to Table](#)

- (1) Buras, Z. J.; Elsamra, R. M. I.; Green, W. H. Direct determination of the simplest Criegee intermediate (CH₂OO) self reaction rate. *J. Phys. Chem. Lett.* **2014**, *5*, 2224-2228, doi:10.1021/jz5008406.
- (2) Buras, Z. J.; Elsamra, R. M. I.; Jalan, A.; Middaugh, J. E.; Green, W. H. Direct kinetic measurements of reactions between the simplest Criegee intermediate CH₂OO and alkenes. *J. Phys. Chem. A* **2014**, *118*, 1997-2006, doi:10.1021/jp4118985.
- (3) Gravestock, T. J.; Blitz, M. A.; Bloss, W. J.; Heard, D. E. A multidimensional study of the reaction CH₂I + O₂: Products and atmospheric implications. *ChemPhysChem* **2010**, *11*, 3928-3941, doi:10.1002/cphc.201000575.
- (4) Huang, H.; Rotavera, B.; Eskola, A. J.; Taatjes, C. A. Correction to "Pressure-dependent I atom yield in the reaction of CH₂I with O₂ shows a remarkable apparent third-body efficiency for O₂". *J. Phys. Chem. Lett.* **2013**, *4*, 3824-3824, doi:10.1021/jz402266q.
- (5) Su, Y.-T.; Lin, H.-Y.; Putikam, R.; Matsui, H.; Lin, M. C.; Lee, Y.-P. Extremely rapid self-reaction of the simplest Criegee intermediate CH₂OO and its implications in atmospheric chemistry. *Nat. Chem.* **2014**, *6*, 477-483, doi:10.1038/NCHEM.1890.
- (6) Ting, W.-L.; Chang, C.-H.; Lee, Y.-F.; Matsui, H.; Lee, Y.-P.; Lin, J. J.-M. Detailed mechanism of the CH₂I + O₂ reaction: Yield and self-reaction of the simplest Criegee intermediate CH₂OO. *J. Chem. Phys.* **2014**, *141*, 104308, doi:10.1063/1.4894405.
- (7) Vereecken, L.; Harder, H.; Novelli, A. The reactions of Criegee intermediates with alkenes, ozone, and carbonyl oxides. *Phys. Chem. Chem. Phys.* **2014**, *16*, 4039-4049, doi:10.1039/c3cp54514h.

E1. F + O₂. Values are taken from a study by Campuzano-Jost et al.,² with experiments from 100 to 420 K at pressures of He, Ar and N₂ from 1 to 1000 bar. (They used $F_c = 0.54(T/300)^{-0.09}$, but the results are essentially the same with $F_c = 0.6$.) A study by Pagsberg et al.⁷ reports k_0 in argon = $4.38 \times 10^{-33} (T/300)^{-1.2}$. There is also good agreement with earlier values of Smith and Wrigley,⁹ Smith and Wrigley,¹⁰ Shamonina and Kotov,⁸ Arutyunov et al.,¹ Wallington and Nielsen,¹² Wallington et al.,¹¹ and Ellerman et al.⁵ The values are slightly lower than the values of Chen et al.⁴ and Chegodaev et al.³ Lyman and Holland⁶ report a slightly lower value in Ar at 298 K. Campuzano-Jost et al.² and Pagsberg et al.⁷ also determined the equilibrium constant and thus $\Delta H_{f,298}(\text{FO}_2) = 6.13 \pm 0.5 \text{ kcal mol}^{-1}$. See F + O₂ in Table 3-1.

(Table: 06-2, Note: 06-2, Evaluated: 06-2) [Back to Table](#)

- (1) Arutyunov, V. S.; Popov, L. S.; Chaikin, A. M. Measurement of the rate constant for the reaction of fluorine atoms with oxygen. *Kinet. Katal.* **1976**, *17*, 286-291.
- (2) Campuzano-Jost, P.; Croce, A. E.; Hippler, H.; Siefke, M.; Troe, J. Kinetic and thermodynamic properties of the F + O₂ reaction system under high pressure and low temperature conditions. *J. Chem. Phys.* **1995**, *102*, 5317-5326.
- (3) Chegodaev, P. P.; Tubikov, B. I. *Dokl. Akad. Nauk. SSSR* **1973**, *210*, 647-649.
- (4) Chen, H. L.; Trainor, D. W.; Center, R. E.; Fyfe, W. T. A flash photolysis, infrared chemiluminescence study of the rate constant for the recombination reaction F + O₂ + M. *J. Chem. Phys.* **1977**, *66*, 5513-5519.
- (5) Ellermann, T.; Sehested, J.; Nielson, O. J.; Pagsberg, P.; Wallington, T. J. Kinetics of the reaction of F atoms with O₂ and UV spectrum of FO₂ radicals in the gas phase at 295 K. *Chem. Phys. Lett.* **1994**, *218*, 287-294.
- (6) Lyman, J.; Holland, R. Oxygen fluoride chemical kinetics. *J. Phys. Chem.* **1988**, *92*, 7232-7241, doi:10.1021/j100337a015.
- (7) Pagsberg, P.; Ratajczak, E.; Sillesen, A.; Jodkowski, J. T. Spectrokinetic studies of the gas-phase equilibrium F + O₂ = FO₂ between 295 and 359 K. *Chem. Phys. Lett.* **1987**, *141*, 88-94.
- (8) Shamonina, N. F.; Kotov, A. G. *Kinet. i Kataliz.* **1979**, *20*, 233.
- (9) Smith, I. W. M.; Wrigley, D. J. Time-resolved vibrational chemiluminescence: Rate constants for the reaction F + HCl → HF + Cl and for the relaxation of HF(v=3) by HCl, CO₂, N₂O, CO, N₂ and O₂. *Chem. Phys. Lett.* **1980**, *70*, 481-486.
- (10) Smith, I. W. M.; Wrigley, D. J. Time resolved vibrational chemiluminescence: Rate constants for the reactions F + HBr, HI → HF + Br, I and for the relaxation of HF(v=4) and HF(v=6) by HBr, HI, CO₂, N₂O, CO, N₂ and O₂. *Chem. Phys.* **1981**, *63*, 321-336.
- (11) Wallington, T. J.; Mariq, M. M.; Ellerman, T.; Nielsen, O. J. Novel method for the measurement of gas-phase peroxy radical absorption spectra. *J. Phys. Chem.* **1992**, *96*, 982-986, doi:10.1021/j100181a080.
- (12) Wallington, T. J.; Nielsen, O. J. UV absorption spectra and kinetics of the self reaction of CFCl₂CH₂O₂ and CF₂ClCH₂O₂ radicals in the gas phase at 298 K. *Int. J. Chem. Kinet.* **1991**, *23*, 785-798.

E2. F + NO. A study by Pagsberg et al.,² taking into account data from Zetzsch,⁶ Skolnik et al.,⁴ Kim et al.,¹ Pagsberg et al.,³ and Wallington et al.⁵ reports rate constants for this reaction in several bath gases. Re-evaluating the data and converting to the form used in this compilation yields the recommended parameters.

(Table: 06-2, Note: 06-2, Evaluated: 06-2) [Back to Table](#)

- (1) Kim, P.; MacLean, D. I.; Valence, W. G. ESR spectroscopic studies of the kinetics of the $F + NO + M$ and $F_2 + NO$ reactions. *J. Phys. Chem.* **1980**, *84*, 1806-1810, doi:10.1021/j100451a013.
 - (2) Pagsberg, P.; Sillesen, A.; Jodkowski, J. T.; Ratajczak, E. Kinetics of the reaction $F + NO + M \rightarrow FNO + M$ studied by pulse radiolysis combined with time-resolved IR and UV spectroscopy. *Chem. Phys. Lett.* **1996**, *249*, 358-364.
 - (3) Pagsberg, P.; Sztuba, B.; Ratajczak, E.; Sillesen, A. Spectrokinetic studies of the gas phase reactions $NH_2 + NO_x$ initiated by pulse radiolysis. *Acta Chem. Scand.* **1991**, *45*, 329-334.
 - (4) Skolnik, E. D.; Veysey, M. G.; Ahmed, M. G.; Jones, W. E. Rate constants for the reaction of fluorine atoms with nitric oxide in the presence of various third bodies. *Can. J. Chem.* **1975**, *53*, 3188-3193.
 - (5) Wallington, T. J.; Ellerman, T.; Nielsen, O. J.; Sehested, J. Atmospheric chemistry of FCO_x radicals: UV spectra and self-reaction kinetics of FCO and $FC(O)O_2$ and kinetics of some reactions of FCO_x with O_2 , O_3 , and NO at 296 K. *J. Phys. Chem.* **1994**, *98*, 2346-2356, doi:10.1021/j100060a024.
 - (6) Zetzsch, C. Some combination reactions of fluorine atoms. In *First European Sym. on Combust*; Weinberg, F. S., Ed.; Academic Press London, 1973; Vol. 35; pp 35-40.
- E3. $F + NO_2$.** Fasano and Nogar³ studied this reaction in N_2 at 300 K. Pagsberg et al.⁵ studied the reaction in SF_6 and Zetzsch⁷ studied it in He. The results from Fasano and Nogar³ and Pagsberg et al.⁵ were used to determine both the high and low pressure limits at 300 K. Treatment of the data for this system requires knowledge of the relative stabilities of FNO_2 and $FONO$. Patrick and Golden⁶ assumed that the difference between these would be the same as between the $ClNO_2$ isomers. Theoretical work by Dixon and Christie,² Lee and Rice,⁴ and Amos et al.¹ indicates that FNO_2 is 35–40 kcal mol⁻¹ more stable than $FONO$, and therefore the measured rate refers to FNO_2 formation. The value of $n = 2$ is from Patrick and Golden, but consistent with Pagsberg et al.⁵ who made a few measurements at 341 K. The value of m is a rough estimate from similar reactions, but is also consistent with Pagsberg et al.⁵
(Table: 06-2, Note: 06-2, Evaluated: 06-2) [Back to Table](#)
- (1) Amos, R. D.; Murray, C. W.; Handy, N. C. Structures and vibrational frequencies of $FOOF$ and $FONO$ using density functional theory. *Chem. Phys. Lett.* **1993**, *202*, 489-494.
 - (2) Dixon, D. A.; Christie, K. O. Nitrosyl hypofluorite: Local density functional study of a problem case for theoretical methods. *J. Phys. Chem.* **1992**, *95*, 1018-1021.
 - (3) Fasano, D. M.; Nogar, N. S. Real-time kinetic study of the reaction $F + NO_2$. *J. Chem. Phys.* **1983**, *78*, 6688-6694.
 - (4) Lee, T. J.; Rice, J. E. $FONO$: A difficult case for theory and experiment. *J. Chem. Phys.* **1992**, *97*, 4223-4232.
 - (5) Pagsberg, P.; Sillesen, A.; Jodkowski, J. T.; Ratajczak, E. Kinetics of the $F + NO_2 + M \rightarrow FNO_2 + M$ reaction studied by pulse radiolysis combined with time-resolved IR and UV spectroscopy. *Chem. Phys. Lett.* **1996**, *252*, 165-171.
 - (6) Patrick, R.; Golden, D. M. Third-order rate constants of atmospheric importance. *Int. J. Chem. Kinet.* **1983**, *15*, 1189-1227.
 - (7) Zetzsch, C. Some combination reactions of fluorine atoms. In *First European Sym. on Combust*; Weinberg, F. S., Ed.; Academic Press London, 1973; Vol. 35; pp 35-40.
- E4. $FO + NO_2$.** Low pressure limit from strong collision calculation and $\beta = 0.33$. T dependence from resultant $\langle \Delta E \rangle = 0.523$ kcal mol⁻¹, high-pressure limit and T dependence estimated. A theoretical study by Rayez and Destriau² indicates that the product is the single isomer $FONO_2$. Bedzhanyan et al.¹ report a value extracted from a complex mixture of bath gases.
(Table: 06-2, Note: 94-26, Evaluated: 06-2) [Back to Table](#)
- (1) Bedzhanyan, Y. R.; Markin, E. M.; Gershenzon, Y. M. Experimental study of elementary reactions of FO radicals VI. Reaction with NO_2 . *Kinetics and Catalysis* **1993**, *34*, 190-193.
 - (2) Rayez, M. T.; Destriau, M. Theoretical study of thermal dissociation and recombination reactions of $XONO_2$ ($X=F, Cl, Br, \text{ or } I$). *Chem. Phys. Lett.* **1993**, *206*, 278-284.
- E5. $CF_3 + O_2$.** Caralp et al.³ have measured the rate constant in N_2 between 1 and 10 Torr. This supersedes the value from Caralp and Lesclaux.² Kaiser et al.⁵ have extended the pressure range to 580 Torr measuring the reaction relative to the reaction of CF_3 with Cl_2 . Breheny et al.¹ report values at 295 K from 2–110 Torr and they make a cogent argument for lowering the value of the rate constant used by Kaiser et al for their reference reaction by about 50%. This has the effect of lowering the Kaiser values. Each study recommends different parameters, but the data are well represented by the currently recommended values. Data of Ryan and Plumb⁶ are in general agreement. Forst and Caralp⁴ have examined this reaction theoretically.
(Table: 06-2, Note: 06-2, Evaluated: 06-2) [Back to Table](#)

- (1) Breheny, C.; Hancock, G.; Morrell, C. The rate constant for the recombination reaction between CF₃ and O₂ measured between 2 and 110 Torr. *Z. Phys. Chem.* **2001**, *215*, 305-317.
 - (2) Caralp, F.; Lesclaux, R. Rate constant for the reaction of the CFCl₂ radical with oxygen in the pressure range 0.2-12 Torr at 298 K. *Chem. Phys. Lett.* **1983**, *102*, 54-58.
 - (3) Caralp, F.; Lesclaux, R.; Dognon, A. M. Kinetics of the reaction of CF₃ with O₂ over the temperature range 233-373 K. *Chem. Phys. Lett.* **1986**, *129*, 433-438.
 - (4) Forst, W., and F. Caralp Microcanonical variational theory of radical recombination by inversion of interpolate partition function Part 2.-CX₃ + O₂ (X = H, F, Cl). *J. Chem. Soc. Faraday Trans.* **1991**, *87*, 2307-2315.
 - (5) Kaiser, E. W.; Wallington, T. J.; Hurley, M. D. Kinetic study of the reaction of chlorine atoms with CF₃I and the reactions of CF₃ radicals with O₂, Cl₂ and NO at 296 K. *Int. J. Chem. Kinet.* **1995**, *27*, 205-218.
 - (6) Ryan, K. R.; Plumb, I. C. Kinetics of the reactions of CF₃ with O(³P) and O₂ at 295 K. *J. Phys. Chem.* **1982**, *86*, 4678-4683, doi:10.1021/j100221a008.
- E6. CF₃O + NO₂.** Fockenberg et al.² report values (and large error limits) in nitrogen with 250 < T/K < 302 and 7 < P/mbar < 107. Their values, including two sigma errors are: $k_0 = (3.1 \pm 3.0) \times 10^{-28}$; $n = (2.0 \pm 2.0)$; $k_\infty = (1.5 \pm 0.5) \times 10^{-28}$; $m = (2.8 \pm 2.0)$. Because such large values for m are not physically justifiable, the recommendation is based on a fit forcing m = 1, which falls within the large error limits. The reaction products reported by Fockenberg et al. agree with those reported by Chen et al.,¹ who used photolysis of CF₃NO to prepare CF₃O₂ and subsequently CF₃O in 700 Torr of air at 297 ± 2 K. They considered two product channels: (a) CF₃ONO₂ obtained via three-body recombination and (b) CF₂O + FNO₂ obtained via fluorine transfer. Both products were observed and found to be thermally stable in their reactor. They report $k_a/(k_a+k_b) > 90\%$ and $k_b/(k_a+k_b) < 10\%$, thus the formation of CF₃ONO₂ is the dominant channel at 700 Torr and 297 K.
(Table: 06-2, Note: 15-10, Evaluated: 06-2) [Back to Table](#)
- (1) Chen, J.; Young, V.; Zhu, T.; Niki, H. Long path Fourier transform infrared spectroscopic study of the reactions of CF₃OO and CF₃O radicals with NO₂. *J. Phys. Chem.* **1993**, *97*, 11696-11698.
 - (2) Fockenberg, C.; Somnitz, H.; Bednarek, G.; Zellner, R. Kinetic and mechanistic studies of the reactions of CF₃O radicals with NO and NO₂. *Ber. Bunsenges. Phys. Chem.* **1997**, *101*, 1411-1420.
- E7. CF₃O₂ + NO₂.** The data are from experiments in O₂ of Caralp et al.,¹ who suggest a somewhat different fitting procedure than used here. A statistical best fit to the data yields a value of m = 5.7, but the values recommended here fit the data just about as well. Destriau and Troe² use yet a different fitting procedure that does not represent the data quite as well as that recommended here. Reverse rate data are given by Köppenastrop and Zabel.³
(Table: 06-2, Note: 06-2, Evaluated: 06-2) [Back to Table](#)
- (1) Caralp, F.; Lesclaux, R.; Rayez, M. T.; Rayez, J.-C.; Forst, W. Kinetics of the combination reactions of chlorofluoromethylperoxy radicals with NO₂ in the temperature range 233-373 K. *J. Chem. Soc. Faraday Trans.* **2** **1988**, *84*, 569-585.
 - (2) Destriau, M.; Troe, J. Thermal dissociation and recombination of alkyl and haloalkyl peroxytrates: An SACM modelling study. *Int. J. Chem. Kinet.* **1990**, *22*, 915-934.
 - (3) Köppenastrop, D.; Zabel, F. Thermal decomposition of chlorofluoromethyl peroxytrates. *Int. J. Chem. Kinet.* **1991**, *23*, 1-15.
- E8. CF₃O + CO.** Values taken from Turnipseed et al.¹ The numbers were obtained for Ar as the bath gas and are assumed to hold for N₂ as well. The temperature dependence of the high-pressure rate constant was determined over the range 233 < T/K < 332 in SF₆. No temperature dependence of the low-pressure-limiting rate constant was reported. The value in the table is an estimate. Wallington and Ball² report values in good agreement with Turnipseed et al.¹
(Table: 06-2, Note: 06-2, Evaluated: 06-2) [Back to Table](#)
- (1) Turnipseed, A. A.; Barone, S. B.; Jensen, N. R.; Hanson, D. R.; Howard, C. J.; Ravishankara, A. R. Kinetics of the reactions of CF₃O radicals with CO and H₂O. *J. Phys. Chem.* **1995**, *99*, 6000-6009.
 - (2) Wallington, T. J.; Ball, J. C. Atmospheric chemistry of CF₃O radicals: Reactions with CH₄, CD₄, CH₃F, CF₃H, ¹³CO, C₂H₅F, C₂D₆, C₂H₆, CH₃OH, *i*-C₄H₈, and C₂H₂. *J. Phys. Chem.* **1995**, *99*, 3201-3205, doi:10.1021/j100010a034.
- E9. CF₃O + M.** The activation energy for thermal decomposition of CF₃O to CF₂O + F has been reported to be 31 kcal mol⁻¹ by Kennedy and Levy.¹ Thermochemical data yield $\Delta H^\circ(298) = 23$ kcal mol⁻¹. This implies an intrinsic barrier of about 8 kcal mol⁻¹ to elimination of F from CF₃O. Electronic structure calculations by Li and Francisco² support this observation. Adopting the A-factor for unimolecular dissociation, $A = 3 \times 10^{14}$ s⁻¹ and $E = 31$ kcal mol⁻¹ from Kennedy and Levy, $k_\infty(298 \text{ K})$ is about 6×10^{-9} s⁻¹. This corresponds to a lifetime of about 6 years; therefore, thermal decomposition of CF₃O is unimportant throughout the atmosphere.

(Table: 94-26, Note: 94-26) [Back to Table](#)

- (1) Kennedy, R. C.; Levy, J. B. Bistrifluoromethyl peroxide. II. Kinetics of the decomposition to carbonyl fluoride and trifluoromethyl hypofluorite. *J. Phys. Chem.* **1972**, *76*, 3480-3488.
- (2) Li, Z.; Francisco, J. S. Dissociation dynamics of perhaloalkoxy radicals. *J. Am. Chem. Soc.* **1989**, *111*, 5660-5667, doi:10.1021/ja00197a024.

F1. Cl + O₂. Nicovich et al.³ measured the rate constant at 181 < T/K < 200 and 15 < P/Torr < 40 in O₂. They reported $k_0 = (9 \pm 3) 10^{-33} \text{ cm}^6 \text{ molecule}^{-2} \text{ s}^{-1}$ at $T = 187 \pm 6 \text{ K}$ in O₂. The recommended low pressure limiting parameters are from fitting their data over the entire range and assuming that O₂ and N₂ bath gases are equivalent. The value from the calculation at 300 K (i.e., $2.2 \times 10^{-33} \text{ cm}^6 \text{ molecule}^{-2} \text{ s}^{-1}$) compares with an older value of Nicholas and Norrish² of 1.7×10^{-33} in an N₂ + O₂ mixture. Baer et al.¹ report a value in O₂ of $k_0 = 1.6 \times 10^{-33} (T/300)^{-2.9} \text{ cm}^6 \text{ molecule}^{-2} \text{ s}^{-1}$ in good agreement with the value recommended here. They also report a value in N₂ of $k_0 = 1.4 \times 10^{-33} (T/300)^{-3.9} \text{ cm}^6 \text{ molecule}^{-2} \text{ s}^{-1}$. A theoretical study by Zhu and Lin⁴ suggests $k_0 = 1.26 \times 10^{-16} T^{-6.22} \exp(-943/T) \text{ cm}^6 \text{ molecule}^{-2} \text{ s}^{-1}$ in O₂ (2.0×10^{-33} at 300 K) with $k_\infty(300) = 1.8 \times 10^{-10} \text{ s}^{-1}$, which is adopted here. The Nicovich et al.³ data are so far from the high pressure limit, that the rate constant has little sensitivity to k_∞ . Baer et al.¹ suggest $k_\infty = 2.7 \times 10^{-11} \text{ s}^{-1}$, but the data suggest a higher value.

(Table: 06-2, Note: 06-2, Evaluated: 06-2) [Back to Table](#)

- (1) Baer, S.; Hippler, H.; Rahn, R.; Siefke, M.; Seitzinger, N.; Troe, J. Thermodynamic and kinetic properties of the reaction $\text{Cl} + \text{O}_2 + \text{M} \rightleftharpoons \text{ClOO} + \text{M}$ in the range 160-300 K and 1-1000 bar. *J. Chem. Phys.* **1991**, *95*, 6463-6470.
- (2) Nicholas, J. E.; Norrish, R. G. W. Some reactions in the chlorine and oxygen system studied by flash photolysis. *Proc. Roy. Soc. A* **1968**, *307*, 391-397.
- (3) Nicovich, J. M.; Kreutter, K. D.; Shackelford, C. J.; Wine, P. H. Thermochemistry and kinetics of the Cl + O₂ association reaction. *Chem. Phys. Lett.* **1991**, *179*, 367-373.
- (4) Zhu, R. S.; Lin, M. C. Ab initio studies of ClO_x reactions. VIII. Isomerization and decomposition of ClO₂ radicals and related bimolecular processes. *J. Chem. Phys.* **2003**, *119*, 2075-2082, doi:10.1063/1.1585027.

F2. Cl + NO. Low-pressure limit and temperature dependence is from re-evaluation of data from Lee et al.³ The recommendation is also in good agreement with the data reported by Clark et al.² and by Ashmore and Spencer.¹

(Table: 06-2, Note: 06-2, Evaluated: 06-2) [Back to Table](#)

- (1) Ashmore, P. G.; Spencer, M. S. Concurrent molecular and chlorine atom mechanisms in the reversible dissociation of nitrosyl chloride. *Trans. Faraday Soc.* **1959**, *55*, 1868-1883.
- (2) Clark, T. C.; Clyne, M. A. A.; Stedman, D. H. Mechanism of formation of triatomic molecules in atomic combination reactions Part 1.-Formation of ClNO and ClCO in reactions of atomic chlorine. *Trans. Faraday Soc.* **1966**, *62*, 3354-3365.
- (3) Lee, J. H.; Michael, J. V.; Payne, W. A., Jr.; Stief, L. J. The temperature dependence of the rate constant for $\text{Cl} + \text{NO} + \text{N}_2 \rightarrow \text{NOCl} + \text{N}_2$. *J. Chem. Phys.* **1978**, *68*, 5410-5413.

F3. Cl + NO₂. Low-pressure limit at 300 K from Leu⁴ and Ravishankara et al.⁷ The latter study extended the data to 200 Torr in He. A turbulent flow study by Seeley et al.⁹ extended the results to 250 Torr of Ar and the high-pressure limit was chosen to fit these two studies after taking into account differences in collisional efficiencies of the bath gases. Leu⁴ confirms the observation of Niki et al.⁵ that both ClONO and ClNO₂ are formed, with the former dominating. This has been explained by Chang et al.,¹ with detailed calculations in Patrick and Golden.⁶ The temperature dependence is as predicted in Patrick and Golden⁶ and is the same as Leu's results in He. Ravishankara et al.⁷ report a few data points in N₂ that may suggest a somewhat higher temperature dependence. The temperature dependence of the high-pressure limit is estimated. The uncertainty limits are estimated. Master Equation/RRKM studies by Zhu and Lin¹⁰ and by Golden,² using potential energy surfaces computed by Lee,³ Zhu and Lin,¹⁰ and Sayin and McKee⁸, report differences in their ability to fit the data. Zhu and Lin¹⁰ claim to fit, while Golden² finds the calculations to under predict the low pressure data.

(Table: 10-6, Note: 10-6, Evaluated: 10-6) [Back to Table](#)

- (1) Chang, J. S.; Baldwin, A. C.; Golden, D. M. An explanation of the preferential formation of less stable isomers in three-body reactions: $\text{Cl} + \text{NO}_2 + \text{M}$; $\text{ClO} + \text{NO}_2 + \text{M}$. *J. Chem. Phys.* **1979**, *71*, 2021-2024.
- (2) Golden, D. M. The reaction $\text{Cl} + \text{NO}_2 \rightarrow \text{ClONO}$ and ClNO_2 . *J. Phys. Chem. A* **2007**, *111*, 6772-6780, doi:10.1021/jp069000x.
- (3) Lee, T. J. Ab initio characterization of ClNO₂, cis-ClONO, and trans-ClONO. *J. Phys. Chem.* **1994**, *98*, 111-115, doi:10.1021/j100052a019.
- (4) Leu, M. T. Kinetics of the reaction $\text{Cl} + \text{NO}_2 + \text{M}$. *Int. J. Chem. Kinet.* **1984**, *16*, 1311-1320.

- (5) Niki, H.; Maker, P. D.; Savage, C. M.; Breitenbach, L. P. Fourier transform IR spectroscopic observation of chlorine nitrite, ClONO, formed via $\text{Cl} + \text{NO}_2(+\text{M}) \rightarrow \text{ClONO}(+\text{M})$. *Chem. Phys. Lett.* **1978**, *59*, 78-79.
- (6) Patrick, R.; Golden, D. M. Third-order rate constants of atmospheric importance. *Int. J. Chem. Kinet.* **1983**, *15*, 1189-1227.
- (7) Ravishankara, A. R.; Smith, G. J.; Davis, D. D. A kinetics study of the reaction of Cl with NO_2 . *Int. J. Chem. Kinet.* **1988**, *20*, 811-814.
- (8) Sayin, H.; McKee, M. L. Theoretical study of the mechanism of NO_2 production from $\text{NO} + \text{ClO}$. *J. Phys. Chem. A* **2005**, *109*, 4736-4743, doi:10.1021/jp050695w.
- (9) Seeley, J. V.; Jayne, J. T.; Molina, M. J. Kinetic studies of chlorine atom reactions using the turbulent flow tube technique. *J. Phys. Chem.* **1996**, *100*, 4019-4025.
- (10) Zhu, R. S.; Lin, M. C. Ab Initio studies of ClO_x reactions: Prediction of the rate constants of $\text{ClO} + \text{NO}$ for the forward and reverse processes. *ChemPhysChem* **2004**, *5*, 1864-1870, doi:10.1002/cphc.200400305.
- F4. Cl + CO.** From Nicovich et al.,² who measured the process in N_2 for $185 \leq T/\text{K} \leq 260$. Hewitt et al.¹ report a value at one atmosphere and 298 K with ^{13}CO in agreement with Nicovich et al.²
(Table: 06-2, Note: 06-2, Evaluated: 06-2) [Back to Table](#)
- (1) Hewitt, A. D.; Brahan, K. M.; Boone, G. D.; Hewitt, S. A. Kinetics and mechanism of the $\text{Cl} + \text{CO}$ reaction in air. *Int. J. Chem. Kinet.* **1996**, *28*, 763-771.
- (2) Nicovich, J. M.; Kreutter, K. D.; Wine, P. H. Kinetics and thermochemistry of ClCO formation from the $\text{Cl} + \text{CO}$ association reaction. *J. Chem. Phys.* **1990**, *92*, 3539-3544.
- F5. Cl + C₂H₂.** The recommended values are a statistical fit to the work of Kaiser⁴ in air. Kaiser and Wallington³ extends the pressure range at 296 K to 0.3–6000 Torr. The data are in reasonable agreement with earlier measurements of Brunning and Stief² and Wallington et al.,⁷ although the derived temperature dependence is less than obtained by Brunning and Stief.² These values are compatible with earlier studies of Poulet et al.,⁶ Atkinson and Aschmann,¹ Lee and Rowland,⁵ and Wallington et al.⁸ Using FTIR, Zhu et al.⁹ reported branching of 16% and 84% to the *trans* and *cis* adduct isomers, respectively, at 700 Torr N_2 and 295 K.
(Table: 06-2, Note: 06-2, Evaluated: 06-2) [Back to Table](#)
- (1) Atkinson, R.; Aschmann, S. M. Kinetics of the gas phase reaction of Cl atoms with a series of organics at 296 ± 2 K and atmospheric pressure. *Int. J. Chem. Kinet.* **1985**, *17*, 33-41.
- (2) Brunning, J.; Stief, L. J. Pressure dependence of the absolute rate constant for the reaction $\text{Cl} + \text{C}_2\text{H}_2$ from 210-361 K. *J. Chem. Phys.* **1985**, *83*, 1005-1009.
- (3) Kaiser, E. W.; Wallington, T. J. Kinetics of the reactions of chlorine atoms with C_2H_4 (k_1) and C_2H_2 (k_2): A determination of $\Delta H_{f,298}^\circ$ for C_2H_3 . *J. Phys. Chem.* **1996**, *100*, 4111-4119, doi:10.1021/jp953178u.
- (4) Kaiser, E. W. Pressure dependence of the reaction $\text{Cl} + \text{C}_2\text{H}_2$ over the temperature range 230 to 370 K. *Int. J. Chem. Kinet.* **1992**, *24*, 179-189.
- (5) Lee, F. S. C.; Rowland, F. S. Competitive radiotracer evaluation of relative rate constants at stratospheric temperatures for reactions of ^{38}Cl with CH_4 and C_2H_6 vs. $\text{CH}_2=\text{CHBr}$. *J. Phys. Chem.* **1977**, *81*, 86-87.
- (6) Poulet, G.; Barassin, J.; Le Bras, G.; Combourieu, J. Étude cinétique de la réaction du chlore atomique avec l'acétylène. *Bull. Soc. Chim. Fr.* **1973**, *1*, 1-6.
- (7) Wallington, T. J.; Andino, J. M.; Lorkovic, I. M.; Kaiser, E. W.; Marston, G. Pressure dependence of the reaction of chlorine atoms with ethene and acetylene in air at 295 K. *J. Phys. Chem.* **1990**, *94*, 3644-3648.
- (8) Wallington, T. J.; Skewes, L. M.; Siegl, W. O. Kinetics of the gas phase reaction of chlorine atoms with a series of alkenes, alkynes and aromatic species at 295 K. *J. Photochem. Photobiol. A: Chem.* **1988**, *45*, 167-175.
- (9) Zhu, T.; Yarwood, G.; Chen, J.; Niki, H. FTIR study of the $\text{Cl} + \text{C}_2\text{H}_2$ reaction: Formation of *cis*- and *trans*- $\text{CHCl}=\text{CH}$ radicals. *J. Phys. Chem.* **1994**, *98*, 5065-5067, doi:10.1021/j100070a020.
- F6. Cl + C₂H₄.** Values at 300 K are from a relative rate study by Wallington et al.¹⁰ A relative rate study by Kaiser and Wallington⁴ extends the pressure range to 0.3–6000 Torr and is compatible with earlier studies. Temperature dependence of k_0 is taken from Kaiser and Wallington.⁵ The temperature dependence of k_∞ is estimated. Values are in reasonable agreement with studies by Maricq et al.,⁸ Lee and Rowland,⁷ Iyer et al.,³ Atkinson and Aschmann,¹ Atkinson and Aschmann,² and Wallington et al.¹¹ A study in He by Stutz et al.⁹ is noted, as is a comment on it by Kaiser and Wallington.⁵ Knyazev et al.⁶ have done an extensive experimental and theoretical analysis. Their values agree with this recommendation.
(Table: 97-4, Note: 02-25, Evaluated: 06-2) [Back to Table](#)
- (1) Atkinson, R.; Aschmann, S. M. Kinetics of the gas phase reaction of Cl atoms with a series of organics at 296 ± 2 K and atmospheric pressure. *Int. J. Chem. Kinet.* **1985**, *17*, 33-41.

- (2) Atkinson, R.; Aschmann, S. M. A structure-activity relationship for the estimation of rate constants for the gas-phase reactions of OH radicals with organic compounds. *Int. J. Chem. Kinet.* **1987**, *19*, 1097-1105.
- (3) Iyer, R. S.; Rogers, P. J.; Rowland, F. S. Thermal rate constant for addition of chlorine atoms to ethylene. *J. Phys. Chem.* **1983**, *87*, 3799-3801, doi:10.1021/j100243a001.
- (4) Kaiser, E. W.; Wallington, T. J. Kinetics of the reactions of chlorine atoms with C₂H₄ (*k*₁) and C₂H₂ (*k*₂): A determination of Δ*H*_{f,298}^o for C₂H₃. *J. Phys. Chem.* **1996**, *100*, 4111-4119, doi:10.1021/jp953178u.
- (5) Kaiser, E. W.; Wallington, T. J. Comment on "Inverse kinetic isotope effect in the reaction of atomic chlorine with C₂H₄ and C₂D₄". *J. Phys. Chem. A* **1998**, *102*, 6054-6055.
- (6) Knyazev, V. D.; Kalinovski, I. J.; Slagle, I. R. Kinetics of the CH₂CH₂Cl ⇌ C₂H₄ + Cl reaction. *J. Phys. Chem. A* **1999**, *103*, 3216-3221.
- (7) Lee, F. S. C.; Rowland, F. S. Competitive radiotracer evaluation of relative rate constants at stratospheric temperatures for reactions of ³⁸Cl with CH₄ and C₂H₆ vs. CH₂=CHBr. *J. Phys. Chem.* **1977**, *81*, 86-87.
- (8) Maricq, M. M.; Szente, J. J.; Kaiser, E. W. A diode laser study of the Cl + C₂H₅ reaction. *J. Phys. Chem.* **1993**, *97*, 7970-7977.
- (9) Stutz, J.; Ezell, M. J.; Finlayson-Pitts, B. J. Inverse kinetic isotope effect in the reaction of atomic chlorine with C₂H₄ and C₂D₄. *J. Phys. Chem. A* **1997**, *101*, 9187-9190.
- (10) Wallington, T. J.; Andino, J. M.; Lorkovic, I. M.; Kaiser, E. W.; Marston, G. Pressure dependence of the reaction of chlorine atoms with ethene and acetylene in air at 295 K. *J. Phys. Chem.* **1990**, *94*, 3644-3648.
- (11) Wallington, T. J.; Skewes, L. M.; Siegl, W. O.; Wu, C. H.; Japar, S. M. Gas phase reaction of Cl atoms with a series of oxygenated organic species at 295 K. *Int. J. Chem. Kinet.* **1988**, *20*, 867-875.

F7. Cl + C₂Cl₄. Recommendation is from the flash-photolysis study of Nicovich et al.¹ done at 231–390 K in 3–700 Torr N₂. A study by Thuner et al.² is in agreement.
(Table: 97-4, Note: 02-25, Evaluated: 02-25) [Back to Table](#)

- (1) Nicovich, J. M.; Wang, L.; McKee, M. L.; Wine, P. H. Kinetics and thermochemistry of the Cl(²P₁) + C₂Cl₄ association reaction. *J. Phys. Chem.* **1996**, *100*, 680-688, doi:10.1021/jp952396k.
- (2) Thuner, L. P.; Barnes, I.; Becker, K. H.; Wallington, T. J.; Christensen, L. K.; Orlando, J. J.; Ramacher, B. Atmospheric chemistry of tetrachloroethene (Cl₂C=CCl₂): Products of chlorine atom initiated oxidation. *J. Phys. Chem. A* **1999**, *103*, 8657-8663.

F8. ClO + NO₂. The low-pressure-limit recommendation and uncertainties are based on temperature-dependent values from Zahniser et al.,¹³ Lee et al.,⁸ Birks et al.,¹ Leu et al.,⁹ Wallington and Cox,¹² Cox et al.,² and Molina et al.¹⁰ All of these data were collected in N₂ bath gas, except for several points from Lee et al.⁸ collected in O₂. The high-pressure-limit recommendation is based on the RRKM calculations of Smith and Golden.⁶ There are several pressure-dependent data sets in the literature, such as Percival et al.,¹¹ Handwerk and Zellner,⁷ Dasch et al.,⁴ and Cox and Lewis;³ however, they are too disparate to extract unambiguous values. These data are all reproduced within two-sigma error limits by the current recommendation. However, the value of *m* = 1.9 is somewhat large for a radical-radical process. If *m* = 1 is chosen the computed rate constant is lower by about 20% at 180 K and pressures above 500 Torr. Golden⁵ has attempted to fit the data with a master equation analysis and finds that the usual energy transfer treatment at low pressures is insufficient to fit the data.

(Table: 06-2, Note: 10-6, Evaluated: 10-6) [Back to Table](#)

- (1) Birks, J. W.; Shoemaker, B.; Leck, T. J.; Borders, R. A.; Hart, L. J. Studies of reactions of importance in the stratosphere. II. Reactions involving chlorine nitrate and chlorine dioxide. *J. Chem. Phys.* **1977**, *66*, 4591-4599.
- (2) Cox, R. A.; Burrows, J. P.; Coker, G. B. Product formation in the association reaction of ClO with NO₂ investigated by diode laser kinetic spectroscopy. *Int. J. Chem. Kinet.* **1984**, *16*, 445-467.
- (3) Cox, R. A.; Lewis, R. Kinetics of chlorine oxide radical reactions using modulated photolysis Part 3.-Pressure and temperature dependence of the reaction: ClO + NO₂(+M) → ClONO₂(+M). *J. Chem. Soc. Faraday Trans. 1* **1979**, *75*, 2649-2661.
- (4) Dasch, W.; Sternberg, K.-H.; Schindler, R. N. Pressure dependence of the reaction ClO + NO₂ + N₂ → ClONO₂ + N₂ by laser flash photolysis. *Ber. Bunsenges. Phys. Chem.* **1981**, *85*, 611-615.
- (5) Golden, D. M. Evaluation of data for atmospheric models: ME/RRKM calculations on the combination reaction ClO + NO₂ → ClONO₂, a recurring issue. *Int. J. Chem. Kinet.* **2009**, *41*, 573-581, doi:10.1002/kin.20432.
- (6) Golden, D. M.; Smith, G. P. Reaction of OH + NO₂ + M: A new view. *J. Phys. Chem. A* **2000**, *104*, 3991-3997, doi:10.1021/jp9939928.
- (7) Handwerk, V.; Zellner, R. Pressure and temperature dependence of the reaction ClO + NO₂ (+N₂) → ClONO₂ (+N₂). *Ber. Bunsenges. Phys. Chem.* **1984**, *88*, 405-409.

- (8) Lee, Y.-P.; Stimpfle, R. M.; Perry, R. A.; Mucha, J. A.; Evenson, K. M.; Jennings, D. A.; Howard, C. J. Laser magnetic resonance spectroscopy of ClO and kinetic studies of the reactions of ClO with NO and NO₂. *Int. J. Chem. Kinet.* **1982**, *14*, 711-732.
- (9) Leu, M. T. Kinetics of the reaction Cl + NO₂ + M. *Int. J. Chem. Kinet.* **1984**, *16*, 1311-1320.
- (10) Molina, M. J.; Molina, L. T.; Ishiwata, T. Kinetics of the ClO + NO₂ + M reaction. *J. Phys. Chem.* **1980**, *84*, 3100-3104, doi:10.1021/j100460a026.
- (11) Percival, C. J.; Smith, G. D.; Molina, L. T.; Molina, M. J. Temperature and pressure dependence of the rate constant for the ClO + NO₂ reaction. *J. Phys. Chem. A* **1997**, *101*, 8830-8833.
- (12) Wallington, T. J.; Cox, R. A. Kinetics and product of the gas-phase reaction of ClO with NO₂. *J. Chem. Soc. Faraday Trans. 2* **1986**, *82*, 275-289.
- (13) Zahniser, M. S.; Chang, J.; Kaufman, F. Chlorine nitrate: Kinetics of formation by ClO + NO₂ + M and of reaction with OH. *J. Chem. Phys.* **1977**, *67*, 997-1003.

F9. OClO + NO₃. Friedl et al.² studied this system at $1 \leq P/\text{Torr} \leq 5$ for helium and $220 \leq T/\text{K} \leq 298$. They deduced values for the rate constant consistent with their data of $k_0 \approx 10^{-31}$ and $k_\infty \approx 10^{-11}$. They also suggest a value for the equilibrium constant: $K/\text{cm}^3 \text{ molecule}^{-1} = 1 \times 10^{-28} \exp(9300/T)$. Boyd et al.¹ raised the question of possible heterogeneous effects in this system. Parthiban et al.³ in a theoretical study, support the finding of Friedl et al.² of the species O₂ClONO₂, but suggest a very different equilibrium constant. (See Table 3-1).

(Table: 94-26, Note: 06-2, Evaluated: 06-2) [Back to Table](#)

- (1) Boyd, A. A.; Marston, G.; Wayne, R. P. Kinetic studies of the reaction between NO₃ and OClO at $T = 300 \text{ K}$ and $P = 2\text{-}8 \text{ Torr}$. *J. Phys. Chem.* **1996**, *100*, 130-137.
- (2) Friedl, R. R.; Sander, S. P.; Yung, Y. L. Chloryl nitrate: A novel product of the OClO + NO₃ + M recombination. *J. Phys. Chem.* **1992**, *96*, 7490-7493.
- (3) Parthiban, S., T. J. Lee, S. Guha, and J. S. Francisco Theoretical study of chlorine nitrates: Implications for stratospheric chlorine chemistry. *J. Am. Chem. Soc.* **2003**, *125*, 10446-10458, doi:10.1021/ja010297g.

F10. ClO + ClO. The recommendation is based on a global non-linear least squares fit (all data were assumed to have the same relative error) of data from Sander et al.¹⁵ (195–247 K), Nickolaisen et al.¹³ (260–390 K), Bloss et al.³ (183–245 K), Troler et al.¹⁹ (200–263 K), Boakes et al.,⁴ and Ferracci and Rowley⁷ (250–312 K). The Troler et al. data have been corrected for values at the zero pressure intercept as suggested in the Troler et al. paper. With this adjustment most of the data are in reasonable agreement. Boakes et al.⁴ report higher values and a zero pressure intercept; they suggest disregarding their data at less than 100 Torr and report preferred parameters of 2.79×10^{-32} ; 3.78; 3.44×10^{-12} ; 1.73. Ferracci and Rowley⁷ studied the reaction only at 760 Torr and found values in agreement with those of Boakes et al. The error limits represent an attempt to include most of the data within the 95% uncertainty band. The major dimerization product is chlorine peroxide (Birk et al.,² DeMore and Tschuikow-Roux,⁶ Slanina and Uhlik,¹⁶ Stanton et al.,¹⁷ and Lee et al.¹¹). Golden⁸ has performed RRKM and master equation calculations using the potential energy surface in Zhu and Lin²¹ and concluded that while a channel to form ClOClO might exist, the net yield is probably very small the best representation of the data remains that only a single channel is important. The k_0 value for N₂ is not in accord with a simple theory as explained in Patrick and Golden¹⁴ and in some detail in Golden⁸ (this finding was probably the result of a bug that was subsequently found in the master equation code). It has been suggested¹⁸ that the "radical-complex" mechanism may apply here, although a study by Liu and Barker¹² suggests otherwise. Other previous rate constant measurements, such as those of Hayman et al.,⁹ Cox and Derwent,⁵ Basco and Hunt,¹ Walker,²⁰ and Johnston et al.,¹⁰ range from $(1\text{-}5) \times 10^{-32} \text{ cm}^6 \text{ molecule}^{-2} \text{ s}^{-1}$, with N₂ or O₂ as third bodies.

(Table 15-10, Note: 15-10, Evaluated: 15-10) [Back to Table](#)

- (1) Basco, N.; Hunt, J. E. Mutual combination of ClO radicals. *Int. J. Chem. Kinet.* **1979**, *11*, 649-664.
- (2) Birk, M.; Friedl, R. R.; Cohen, E. A.; Pickett, H. M.; Sander, S. P. The rotational spectrum and structure of chlorine peroxide. *J. Chem. Phys.* **1989**, *91*, 6588-6597.
- (3) Bloss, W. J.; Nickolaisen, S. L.; Salawitch, R. J.; Friedl, R. R.; Sander, S. P. Kinetics of the ClO self-reaction and 210 nm absorption cross section of the ClO dimer. *J. Phys. Chem. A* **2001**, *105*, 11226-11239, doi:10.1021/jp012429y.
- (4) Boakes, G.; Mok, W. H. H.; Rowley, D. M. Kinetic studies of the ClO + ClO association reaction as a function of temperature and pressure. *Phys. Chem. Chem. Phys.* **2005**, *7*, 4102-4113, doi:10.1039/b510308h.
- (5) Cox, R. A.; Derwent, R. G. Kinetics of chlorine oxide radical reactions using modulated photolysis Part 1.- Disproportionation of ClO in the Cl₂ photosensitized decomposition of ozone. *J. Chem. Soc. Faraday Trans. 1* **1979**, *75*, 1635-1647.
- (6) DeMore, W. B.; Tschuikow-Roux, E. Ultraviolet spectrum and chemical reactivity of the ClO dimer. *J. Phys. Chem.* **1990**, *94*, 5856-5860.

- (7) Ferracci, V.; Rowley, D. M. Kinetic and thermochemical studies of the $\text{ClO} + \text{ClO} + \text{M} \rightleftharpoons \text{Cl}_2\text{O}_2 + \text{M}$ reaction *Phys. Chem. Chem. Phys.* **2010**, *12*, 11596-11608, doi:10.1039/c0cp00308e.
- (8) Golden, D. M. Reaction $\text{ClO} + \text{ClO} \rightarrow$ products: Modeling and parameterization for use in atmospheric models. *Int. J. Chem. Kinet.* **2003**, *35*, 206-211, doi:10.1002/kin.10120.
- (9) Hayman, G. D.; Davies, J. M.; Cox, R. A. Kinetics of the reaction $\text{ClO} + \text{ClO} \rightarrow$ products and its potential relevance to Antarctic ozone. *Geophys. Res. Lett.* **1986**, *13*, 1347-1350.
- (10) Johnston, H. S.; Morris, E. D., Jr.; Van den Bogaerde, J. Molecular modulation kinetic spectrometry. ClOO and ClO_2 radicals in the photolysis of chlorine in oxygen. *J. Am. Chem. Soc.* **1969**, *91*, 7712-7727.
- (11) Lee, T. J.; Rohlffing, C. M.; Rice, J. E. An extensive *ab initio* study of the structures, vibrational spectra, quadratic force fields, and relative energetics of three isomers of Cl_2O_2 . *J. Chem. Phys.* **1992**, *97*, 6593-6605.
- (12) Liu, J. Y.; Barker, J. R. On the chaperon mechanism: Application to $\text{ClO} + \text{ClO} (+\text{N}_2) \rightarrow \text{ClOOCl} (+\text{N}_2)$. *J. Phys. Chem. A* **2007**, *111*, 8689-8698, doi:10.1021/jp072978p.
- (13) Nickolaissen, S. L.; Friedl, R. R.; Sander, S. P. Kinetics and mechanism of the $\text{ClO} + \text{ClO}$ reaction: Pressure and temperature dependences of the bimolecular and termolecular channels and thermal decomposition of chlorine peroxide, ClOOCl . *J. Phys. Chem.* **1994**, *98*, 155-169, doi:10.1021/j100052a027.
- (14) Patrick, R.; Golden, D. M. Third-order rate constants of atmospheric importance. *Int. J. Chem. Kinet.* **1983**, *15*, 1189-1227.
- (15) Sander, S. P.; Friedl, R. P.; Yung, Y. L. Role of the ClO dimer in polar stratospheric chemistry; rate of formation and implications for ozone loss. *Science* **1989**, *245*, 1095-1098.
- (16) Slanina, Z.; Uhlik, F. An estimation of dimerization energetics of the ClO radical. *Chem. Phys. Lett.* **1991**, *182*, 51-56.
- (17) Stanton, J. F.; Rittby, C. M. L.; Bartlett, R. J.; Toohey, D. W. Low-lying isomers of the chlorine oxide dimer: A theoretical study. *J. Phys. Chem.* **1991**, *95*, 2107-2110.
- (18) Troe, J. Toward a quantitative analysis of association reactions in the atmosphere. *Chem. Rev.* **2003**, *104*, 4565-4576, doi:10.1021/cr020514b.
- (19) Trolrier, M.; Mauldin, R. L., III; Ravishankara, A. R. Rate coefficient for the termolecular channel of the self-reaction of ClO . *J. Phys. Chem.* **1990**, *94*, 4896-4907.
- (20) Walker, R. W. Ph.D, Ph.D Thesis, Queen Mary College University of London, 1972.
- (21) Zhu, R. S.; Lin, M. C. *Ab initio* studies of ClO_x reactions. IV. Kinetics and mechanism for the self-reaction of ClO radicals. *J. Chem. Phys.* **2003**, *118*, 4094-4106, doi:10.1063/1.1540623.

F11. $\text{ClO} + \text{OClO}$. Data are from Burkholder et al.,¹ who measured the rate constant in N_2 at $200 \leq T/\text{K} \leq 260$ and densities from $(1.1-10.9) \times 10^{18}$ molecules cm^{-3} . They also measured the equilibrium constant (See Table 3-1). Parr et al.³ also report a value for the rate constant in reasonable agreement with the recommendation. Zhu and Lin⁴ report an *ab initio* study of this system. Their parameters are somewhat different from those herein, but they fit the data equally well. Green et al.² report a value in He that is consistent with the values recommended herein.
(Table: 06-2, Note: 06-2, Evaluated: 06-2) [Back to Table](#)

- (1) Burkholder, J. B.; Mauldin, R. L.; Yokelson, R. J.; Solomon, S.; Ravishankara, A. R. Kinetic, thermodynamic, and spectroscopic study of Cl_2O_3 . *J. Phys. Chem.* **1993**, *97*, 7597-7605.
- (2) Green, T. J.; Islam, M.; Guest, P.; Hickson, K.; Canosa-Mas, C. E.; Wayne, R. P. A discharge-flow study of Cl_2O_3 . *Phys. Chem. Chem. Phys.* **2003**, *5*, 5409-5418, doi:10.1039/b311005b.
- (3) Parr, A. D.; Wayne, R. P.; Hayman, G. D.; Jenkin, M. E.; Cox, R. A. The pressure dependence of the reaction between ClO and OClO at 226 K. *Geophys. Res. Lett.* **1990**, *17*, 2357-2360.
- (4) Zhu, R. S.; Lin, M. C. *Ab initio* studies of ClO_x reactions. VII. Isomers of Cl_2O_3 and their roles in the $\text{ClO} + \text{OClO}$ reaction. *J. Chem. Phys.* **2003**, *118*, 8645-8655, doi:10.1063/1.1565315.

F12. $\text{O} + \text{OClO}$. The recommendation is based on data of Colussi et al.² and Colussi,¹ who measured the pressure dependence between 248 and 312 K in Ar. They interpret the intercept of their k vs $[\text{M}]$ curves as a zero-pressure rate constant of $(1.6 \pm 0.4) \times 10^{-13}$ cm^3 molecule⁻¹ s⁻¹ with a negative activation energy corresponding to a chemical activation channel producing $\text{ClO} + \text{O}_2$. This interpretation is supported by a low pressure study by Gleason et al.,³ as well as a theoretical study by Zhu and Lin,⁴ which suggests a direct abstraction with a positive activation energy. (Zhu and Lin⁴ point out that sym- ClO_3 has a positive barrier for dissociation to $\text{ClO} + \text{O}_2$.) The recommended values are fit to the data after subtracting the abstraction channel. See Table 1-1.
(Table: 06-2, Note: 06-2, Evaluated: 06-2) [Back to Table](#)

- (1) Colussi, A. J. Formation and decay of (³P₁)O atoms in the laser flash photolysis of chlorine dioxide (OClO) at 308 nm. *J. Phys. Chem.* **1990**, *94*, 8922-8926.
- (2) Colussi, A. J.; Sander, S. P.; Friedl, R. R. Temperature dependence and mechanism of the reaction between $\text{O}(³\text{P})$ and chlorine dioxide. *J. Phys. Chem.* **1992**, *96*, 4442-4445.

- (3) Gleason, J. F.; Nesbitt, F. L.; Stief, L. J. Temperature dependence of the reaction between O(³P) and OCIO at low pressure. *J. Phys. Chem.* **1994**, *98*, 126-131, doi:10.1021/j100052a022.
- (4) Zhu, R. S.; Lin, M. C. Ab initio studies of ClO_x reactions. 2. Unimolecular decomposition of s-ClO₃ and the bimolecular O + OCIO reaction. *J. Phys. Chem. A* **2002**, *106*, 8386-8390, doi:10.1021/jp020015e.
- F13. CH₂Cl + O₂.** Measured by Fenter et al.² over the range 298 ≤ T/K ≤ 448 and 1 ≤ P/Torr ≤ 760 in nitrogen. Two different techniques were employed: laser photolysis/photoionization mass spectrometry in the range 1–10 Torr and laser photolysis/UV absorption for the range 20–760 Torr. A study by Bilde et al.¹ in N₂ relative to the reaction CH₂Cl + Cl₂ → CH₂Cl₂ + Cl is in excellent agreement. Error limits transposed to the current format.
(Table: 06-2, Note: 06-2, Evaluated: 06-2) [Back to Table](#)
- (1) Bilde, M.; Sehested, J.; Nielsen, O. J.; Wallington, T. J.; Meagher, R. J.; McIntosh, M. E.; Piety, C. A.; Nicovich, J. M.; Wine, P. H. Kinetics and mechanism of the gas phase reaction of atomic chlorine with CH₂Cl at 206-432 K. *J. Phys. Chem. A* **1997**, *101*, 8035-8041.
- (2) Fenter, F. F.; Lightfoot, P. D.; Caralp, F.; Lesclaux, R.; Niranen, J. T.; Gutman, D. Kinetics of the CHCl₂ and CH₂Cl association reactions with molecular oxygen between 298 and 448 K and from 1 to 760 Torr of total pressure. *J. Phys. Chem.* **1993**, *97*, 4695-4703.
- F14. CHCl₂ + O₂.** Measured by Fenter et al.¹ over the range 298 ≤ T/K ≤ 383 and 1 ≤ P/Torr ≤ 760 in nitrogen. Two different techniques were employed: laser photolysis/photoionization mass spectrometry in the range 1–10 Torr and laser photolysis/UV absorption for the range 20–760 Torr. A study by Nottingham et al.,² in He, is in agreement. Error limits transposed to the current format.
(Table: 94-26, Note: 94-26, Evaluated: 94-26) [Back to Table](#)
- (1) Fenter, F. F.; Lightfoot, P. D.; Caralp, F.; Lesclaux, R.; Niranen, J. T.; Gutman, D. Kinetics of the CHCl₂ and CH₂Cl association reactions with molecular oxygen between 298 and 448 K and from 1 to 760 Torr of total pressure. *J. Phys. Chem.* **1993**, *97*, 4695-4703.
- (2) Nottingham, W. C.; Rudolph, R. N.; Andrews, K. P.; Moore, J. H.; Tossell, J. A. Flowtube reactor study of the association reactions of CHCl₂ and CCl₃ with O₂ at low pressure. *Int. J. Chem. Kinet.* **1994**, *26*, 749-756.
- F15. CCl₃ + O₂.** The recommendation incorporates studies by Fenter et al.,³ Danis et al.,² and Luther et al.⁵ (The data of Luther et al. above 100 bar are affected by slow diffusion.) Experimental data of Ryan and Plumb⁸ have been considered in the evaluation. A study by Nottingham et al.,⁶ in He, is in agreement. Forst and Caralp⁴ have examined this reaction theoretically. A Patrick and Golden-type calculation using the thermochemistry of Russell et al.⁷ yields $k_0^{300} = 1.5 \times 10^{-30}$, with $\beta = 0.3$. A value of $k_\infty^{300} = 5 \times 10^{-12}$ has been reported by Cooper et al.¹ The value of the rate constants recommended here differ only slightly from those of Luther et al., (who report $k_\infty^{300} = 5.2 \times 10^{-12}$; $m = 1.4$ and $k_0^{300} = 1.5 \times 10^{-30}$; $n = -6.3$; $F_c = 0.35 \times (T/300)^{-0.35}$ using the IUPAC formula) but yield an overall rate constant within their error limits.
(Table: 06-2, Note: 06-2, Evaluated: 06-2) [Back to Table](#)
- (1) Cooper, R.; Cumming, J. B.; Gordon, S.; Mulac, W. A. The reactions of the halomethyl radicals CCl₃ and CF₃ with oxygen. *Radiation Phys. Chem.* **1980**, *16*, 169-174.
- (2) Danis, F.; Caralp, F.; Rayez, M.; Lesclaux, R. Kinetic study of the reaction CCl₃ + O₂ + M → CCl₃O₂ + M from 1 to 760 Torr and from 233 to 333 K. *J. Phys. Chem.* **1991**, *95*, 7300-7307.
- (3) Fenter, F. F.; Lightfoot, P. D.; Niranen, J. T.; Gutman, D. Kinetics of the CCl₃ association reaction with molecular oxygen at 298 and 333 K and from 1 to 760 Torr of total pressure. *J. Phys. Chem.* **1993**, *97*, 5313-5320.
- (4) Forst, W., and F. Caralp Microcanonical variational theory of radical recombination by inversion of interpolate partition function Part 2.-CX₃ + O₂ (X = H, F, Cl). *J. Chem. Soc. Faraday Trans.* **1991**, *87*, 2307-2315.
- (5) Luther, K.; Oum, K.; Troe, J. Study of the recombination reaction CCl₃ + O₂ (+M) → CCl₃O₂ (+M) at pressures of 2-900 bar and temperatures of 260-346 K. *J. Phys. Chem. A* **2001**, *105*, 5535-5541, doi:10.1021/jp003844d.
- (6) Nottingham, W. C.; Rudolph, R. N.; Andrews, K. P.; Moore, J. H.; Tossell, J. A. Flowtube reactor study of the association reactions of CHCl₂ and CCl₃ with O₂ at low pressure. *Int. J. Chem. Kinet.* **1994**, *26*, 749-756.
- (7) Russell, J. J.; Setula, J. A.; Gutman, D.; Danis, F.; F. Caralp; Lightfoot, P. D.; Lesclaux, R.; Melius, C. F.; Senkan, S. M. Kinetics and thermochemistry of the equilibrium CCl₃ + O₂ ↔ CCl₃O₂. *J. Phys. Chem.* **1990**, *94*, 3277-3283.
- (8) Ryan, K. R.; Plumb, I. C. Kinetics of the reactions of CCl₃ with O and O₂ and of CCl₃O₂ with NO at 295 K. *Int. J. Chem. Kinet.* **1984**, *16*, 591-602.

- F16. $\text{CFCl}_2 + \text{O}_2$.** Values for both low- and high-pressure limits at 300 K are from Caralp and Lesclaux.¹ Forst and Caralp² have examined this reaction theoretically. Temperature dependences are rough estimates based on their calculations and by analogy with similar reactions.
(Table: 06-2, Note: 06-2, Evaluated: 06-2) [Back to Table](#)
- (1) Caralp, F.; Lesclaux, R. Rate constant for the reaction of the CFCl_2 radical with oxygen in the pressure range 0.2-12 Torr at 298 K. *Chem. Phys. Lett.* **1983**, *102*, 54-58.
 - (2) Forst, W., and F. Caralp Microcanonical variational theory of radical recombination by inversion of interpolate partition function Part 2.- $\text{CX}_3 + \text{O}_2$ (X = H, F, Cl). *J. Chem. Soc. Faraday Trans.* **1991**, *87*, 2307-2315.
- F17. $\text{CF}_2\text{Cl} + \text{O}_2$.** The recommended $k_0(300)$ and $k_\infty(300)$ are from the experimental work reported by Codnia and Azcárate,¹ and the recommended temperature exponents are taken from the theoretical predictions of Forst and Caralp.² Codnia and Azcárate used CO_2 laser IR multiphoton dissociation of CF_2Cl_2 to prepare CF_2Cl radicals in the presence of O_2 (and N_2 buffer gas) at 300 K. Subsequent fast reactions produced vibrationally excited CF_2O^* , which they monitored by measuring its spontaneous IR fluorescence near 1928 cm^{-1} . They showed that the growth and decay rates of the IR fluorescence intensity are due to the reactions of CF_2Cl radicals with O_2 and to the rate of collisional deactivation of CF_2O^* . Analysis of the reaction rates between CF_2Cl and O_2 revealed the existence of both the pressure-dependent recombination reaction and a direct bimolecular step (previously proposed by other workers; see Table 1-1) are important in the pressure range from 0 to 20 mbar of N_2 . Separate control of O_2 concentrations enabled them to obtain the rate constant for the direct reaction (Table 1-1), as well as $k_0(300)$ and $k_\infty(300)$ for the recombination. The latter values are in rough agreement with the theoretical predictions of Forst and Caralp,² who predicted temperature exponents in approximate agreement with similar reactions. The estimated errors are relatively large because the reaction has been measured only once at 300 K and because the temperature dependence is based on theoretical predictions.
(Table: 10-6, Note: 10-6; Evaluated 10-6) [Back to Table](#)
- (1) Codnia, J.; Azcarate, M. L. Rate measurement of the reaction of CF_2Cl radicals with O_2 . *Photochem. Photobiol.* **2006**, *82*, 755-762.
 - (2) Forst, W., and F. Caralp Microcanonical variational theory of radical recombination by inversion of interpolate partition function Part 2.- $\text{CX}_3 + \text{O}_2$ (X = H, F, Cl). *J. Chem. Soc. Faraday Trans.* **1991**, *87*, 2307-2315.
- F18. $\text{CCl}_3\text{O}_2 + \text{NO}_2$.** Statistical fit (constrained to $m = 1$) to experiments in O_2 of Caralp et al.,¹ who suggest a somewhat different fitting procedure, but the values recommended here fit the data just as well. Destriau and Troe² use yet a different fitting procedure that does not represent the data quite as well as that recommended herein. Reverse rate data are given by Köppenkastrop and Zabel.³
(Table: 06-2, Note: 06-2, Evaluated: 06-2) [Back to Table](#)
- (1) Caralp, F.; Lesclaux, R.; Rayez, M. T.; Rayez, J.-C.; Forst, W. Kinetics of the combination reactions of chlorofluoromethylperoxy radicals with NO_2 in the temperature range 233-373 K. *J. Chem. Soc. Faraday Trans.* **2** **1988**, *84*, 569-585.
 - (2) Destriau, M.; Troe, J. Thermal dissociation and recombination of alkyl and haloalkyl peroxyitrates: An SACM modelling study. *Int. J. Chem. Kinet.* **1990**, *22*, 915-934.
 - (3) Köppenkastrop, D.; Zabel, F. Thermal decomposition of chlorofluoromethyl peroxyitrates. *Int. J. Chem. Kinet.* **1991**, *23*, 1-15.
- F19. $\text{CFCl}_2\text{O}_2 + \text{NO}_2$.** Statistical fit to experiments in O_2 of Caralp et al.¹ with constraint that $m = 1$. Caralp et al.¹ suggest a different fitting procedure, but the values recommended here fit the data just as well. Destriau and Troe² use yet a different fitting procedure that does not represent the data quite as well as that recommended herein. Reverse rate data are given by Köppenkastrop and Zabel.³
(Table: 06-2, Note: 06-2, Evaluated: 06-2) [Back to Table](#)
- (1) Caralp, F.; Lesclaux, R.; Rayez, M. T.; Rayez, J.-C.; Forst, W. Kinetics of the combination reactions of chlorofluoromethylperoxy radicals with NO_2 in the temperature range 233-373 K. *J. Chem. Soc. Faraday Trans.* **2** **1988**, *84*, 569-585.
 - (2) Destriau, M.; Troe, J. Thermal dissociation and recombination of alkyl and haloalkyl peroxyitrates: An SACM modelling study. *Int. J. Chem. Kinet.* **1990**, *22*, 915-934.
 - (3) Köppenkastrop, D.; Zabel, F. Thermal decomposition of chlorofluoromethyl peroxyitrates. *Int. J. Chem. Kinet.* **1991**, *23*, 1-15.
- F20. $\text{CF}_2\text{ClO}_2 + \text{NO}_2$.** A study by Xiong and Carr⁵ of the reverse reaction, combined with the equilibrium constant, which was computed from correcting the study by Wu and Carr⁴ of the forward reaction in a bath gas consisting of 80%

CF₂ClBr + 20% O₂ for N₂ bath gas. (The study by Wu and Carr⁴ supersedes the earlier work of Moore and Carr³.) Xiong and Carr⁵ report their parameterization differently than in this recommendation, but the values herein reproduce their results to a few percent. Reverse rate data are also given by Köppenkaströp and Zabel² and in a theoretical study by Forst and Caralp.¹

(Table: 06-2, Note: 06-2, Evaluated: 06-2) [Back to Table](#)

- (1) Forst, W.; Caralp, F. Microcanonical variational theory of radical recombination by inversion of interpolated partition function. 3. CX₃O₂ + NO₂ (X = H, F, Cl). *J. Phys. Chem.* **1992**, *96*, 6291-6298, doi:10.1021/j100194a036.
- (2) Köppenkaströp, D.; Zabel, F. Thermal decomposition of chlorofluoromethyl peroxy nitrates. *Int. J. Chem. Kinet.* **1991**, *23*, 1-15.
- (3) Moore, S. B.; Carr, R. W. Kinetics of the reactions of CF₂ClO₂ radicals with nitrogen dioxide. *J. Phys. Chem.* **1990**, *94*, 1393-1400.
- (4) Wu, F.; Carr, R. W. An investigation of temperature and pressure dependence of the reaction of CF₂ClO₂ radicals with nitrogen dioxide by flash photolysis and time resolved mass spectrometry. *Int. J. Chem. Kinet.* **1991**, *23*, 701-715.
- (5) Xiong, J. Q.; Carr, R. W. Thermal decomposition of CF₂ClO₂NO₂. *J. Phys. Chem.* **1994**, *98*, 9811-9822, doi:10.1021/j100090a015.

G1. Br + NO₂. The recommended values are from a study by Kreutter et al.² They regarded the product as BrNO₂. Their k₀ value in He agrees with the measurement of Mellouki et al.⁴ at 300 K. Broske and Zabel¹ and Orlando and Burkholder⁵ have shown that *cis*-BrONO is the major product in their studies. Orlando and Burkholder⁵ suggest that isomerization to BrNO₂ is heterogeneous. Lee³ calculated structure, frequencies and energetics for BrNO₂, *cis*-BrONO and *trans*-BrONO. A Patrick-and-Golden-type calculation using the Lee³ results yields k₀(strong collision) ≈ 1.2, 2.5, and 2.1 in units of 1 × 10⁻³¹ cm⁶ molecule⁻² s⁻¹ for *trans*-BrONO, *cis*-BrONO, and BrNO₂, respectively. The sum, 5.9 × 10⁻³¹, multiplied by a collision efficiency in N₂ of 0.3 is a factor of about 2.5 lower than the observed k₀ value. Also, the relative yield of BrNO₂ is somewhat too high since Orlando and Burkholder⁵ measure BrONO >75%. Kreutter et al.² report an equilibrium constant, which, if *cis*-BrONO is assumed to be the product, suggests bond strengths for the BrONO compounds that are about 4 kcal mole⁻¹ higher than the Lee³ calculation. Computing k₀ with these new values yields k₀ ≈ 4.5 and 6.4 in units of 1 × 10⁻³¹ for *trans*-BrONO and *cis*-BrONO, respectively. When the sum of the rate constants for the three channels is multiplied by the collision efficiency (0.3), the result is 3.9 × 10⁻³¹ and the yield of BrONO is 85%.

(Table: 06-2, Note: 06-2, Evaluated: 06-2) [Back to Table](#)

- (1) Broske, R.; Zabel, F. Kinetics of the gas-phase reaction of BrNO₂ with NO. *J. Phys. Chem. A* **1998**, *102*, 8626-8631.
- (2) Kreutter, K. D.; Nicovich, J. M.; Wine, P. H. Kinetics and thermochemistry of the Br(²P_{3/2}) + NO₂ association reaction. *J. Phys. Chem.* **1991**, *95*, 4020-4028.
- (3) Lee, T. J. Characterization of BrNO₂, *cis*-BrONO, and *trans*-BrONO. Implications for atmospheric chemistry. *J. Phys. Chem.* **1996**, *100*, 19847-19852.
- (4) Mellouki, A.; Laverdet, G.; Jourdain, J. L.; Poulet, G. Kinetics of the reactions Br + NO₂ + M and I + NO₂ + M. *Int. J. Chem. Kinet.* **1989**, *21*, 1161.
- (5) Orlando, J. J.; Burkholder, J. B. Identification of BrONO as the major product in the gas-phase reaction of Br with NO₂. *J. Phys. Chem. A* **2000**, *104*, 2048-2053, doi:10.1021/jp993713g.

G2. BrO + NO₂. Recommended values are from a global least squares fit of data from Thorn et al.¹⁰ and Sander et al.⁹, which are in excellent agreement at 298 K. The recommended values differ only slightly from the previous recommendation. Danis et al.¹ give slightly lower values for the low-pressure-limiting rate constant and a smaller temperature dependence as well. This latter study may be hampered by heterogeneous effects, but can be accommodated within the error limits recommended. A theoretical study by Rayez and Destriau⁸ suggests that the bond-dissociation energy in BrONO₂ is 8.5 kcal mol⁻¹ higher than in ClONO₂, thus rationalizing the relative values of the low-pressure-limiting rate constants for these two processes. A more detailed theoretical study by Parthiban and Lee,⁶ as well as a study by Orlando and Tyndall,⁵ who measured BrONO₂ decomposition and thus an equilibrium constant, both determine only 1.6 kcal mol⁻¹ for the above difference. A theoretical study by Zou et al.¹² agrees with the latter figure. A Patrick and Golden⁷ type calculation, even with the stronger bond of Rayez and Destriau⁸ yields a value for the low pressure limiting rate constant that is smaller than observed. Lessar et al.⁴ calculate a potential energy surface for BrOONO. They find that the BrO-ONO bond strength is of the order of 7 kcal mol⁻¹, which is too weak to have any effect on the overall rate of BrO + NO₂. Walsh and Golden^{2,11} have attempted to fit the data with a master equation analysis and found that the usual energy transfer treatment at low pressures is insufficient to fit the data (this was probably due to a bug that was found in that version of the master equation code). Kreycky et al.³

analyzed atmospheric data and concluded that the recombination rate constant needed to fit the data near 200 K is smaller than the (previous) recommendation.

(Table: 15-10, Note: 15-10, Evaluated: 15-10) [Back to Table](#)

- (1) Danis, F.; Caralp, F.; Masanet, J.; Lesclaux, R. Kinetics of the reaction $\text{BrO} + \text{NO}_2 + \text{M} \rightarrow \text{BrONO}_2 + \text{M}$ in the temperature range 263-343 K. *Chem. Phys. Lett.* **1990**, *167*, 450-456.
- (2) Golden, D. M. Pressure dependent reactions for atmospheric and combustion models. *Chem. Soc. Rev.* **2008**, *37*, 717-731, doi:10.1039/b704259k.
- (3) Kreycy, S.; Camy-Peyret, C.; Chipperfield, M. P.; Dorf, M.; Feng, W.; Hossaini, R.; Kritten, L.; B. Werner; Pfeilsticker, K. Atmospheric test of the $J(\text{BrONO}_2)/k_{\text{BrO}+\text{NO}_2}$ ratio: implications for total stratospheric Br_y and bromine-mediated ozone loss. *Atmos. Chem. Phys.* **2013**, *13*, 6263-6274, doi:10.5194/acp-13-6263-2013.
- (4) Lesar, A.; Prebil, S.; Mühlhäuser, M.; Hodošček, M. Conformational potential energy surface of BrOONO . *Chem. Phys. Lett.* **2002**, *368*, 399-407.
- (5) Orlando, J. J.; Tyndall, G. S. Rate coefficients for the thermal decomposition of BrONO_2 and the heat of formation of BrONO_2 . *J. Phys. Chem.* **1996**, *100*, 19398-19405.
- (6) Parthiban, P.; Lee, T. Ab initio investigation of the atmospheric molecule bromine nitrate: Equilibrium structure, vibrational spectrum, and heat of formation. *J. Chem. Phys.* **1998**, *109*, 525-530.
- (7) Patrick, R.; Golden, D. M. Third-order rate constants of atmospheric importance. *Int. J. Chem. Kinet.* **1983**, *15*, 1189-1227.
- (8) Rayez, M. T.; Destriau, M. Theoretical study of thermal dissociation and recombination reactions of XONO_2 ($\text{X}=\text{F}, \text{Cl}, \text{Br}, \text{or I}$). *Chem. Phys. Lett.* **1993**, *206*, 278-284.
- (9) Sander, S. P.; Ray, G. W.; Watson, R. T. Kinetics study of the pressure dependence of the $\text{BrO} + \text{NO}_2$ reaction at 298 K. *J. Phys. Chem.* **1981**, *85*, 199-210, doi:10.1021/j150602a018.
- (10) Thorn, R. P.; Daykin, E. P.; Wine, P. H. Kinetics of the $\text{BrO} + \text{NO}_2$ association reaction. Temperature and pressure dependence in the falloff regime. *Int. J. Chem. Kinet.* **1993**, *25*, 521-537.
- (11) Walsh, R.; Golden, D. M. Evaluation of data for atmospheric models: Master equation/RRKM calculations on the combination reaction $\text{BrO} + \text{NO}_2 \rightarrow \text{BrONO}_2$, a conundrum. *J. Phys. Chem. A* **2008**, *112*, 3891-3897, doi:10.1021/jp7116642.
- (12) Zou, P.; Derecskei-Kovacs, A.; North, S. W. Theoretical calculation of ClONO_2 and BrONO_2 bond dissociation energies. *J. Phys. Chem. A* **2003**, *107*, 888-896, doi:10.1021/jp021961y.

G3. $\text{Br} + \text{CH}_2=\text{CHCH}=\text{CH}_2$ (1,3-butadiene). In a comprehensive study of the forward and reverse rates of this reaction (using laser flash photolysis of CF_2Br_2 precursor and atomic resonance fluorescence detection of Br-atoms), Laine et al.² determined the recombination rate constant from 227 to 298 K. The products are thought to consist of two isomers, but they were not identified in the experiments. Calculations (G4 method) reported by Laine et al. show that addition of Br to a terminal carbon atom is thermodynamically favored. The rate constants reported by Laine et al.² are about $2\times$ as large as relative measurements at 298 K and 1 bar reported previously by Bierbach et al.¹ Bierbach et al. placed their rate constant on an absolute basis by employing a linked chain of relative rate measurements, which consisted of reactions of Br with 2,3-dimethyl-2-butene, trans-2-butene, propene, and terminated with an absolute rate constant for Br + acetaldehyde; thus the uncertainties may have accumulated. The current recommendation is based on the parameters measured in the direct experiments of Laine et al.² The recommended 2σ error bars encompass all of the data of Laine et al.

(Table: 15-10, Note: 15-10, Evaluated: 15-10) [Back to Table](#)

- (1) Bierbach, A.; Barnes, I.; Becker, K. H. Rate coefficients for the gas-phase reactions of bromine series of radicals with alkenes, dienes, and aromatic hydrocarbons at 298 ± 2 K. *Int. J. Chem. Kinet.* **1996**, *28*, 565-577.
- (2) Laine, P. L.; Sohn, Y. S.; Nicovich, J. M.; McKee, M. L.; Wine, P. H. Kinetics of elementary steps in the reactions of atomic bromine with isoprene and 1,3-butadiene under atmospheric conditions. *J. Phys. Chem. A* **2012**, *116*, 6341-6357, doi:10.1021/jp212127v.

G4. $\text{Br} + \text{CH}_2=\text{C}(\text{CH}_3)\text{CH}=\text{CH}_2$ (isoprene). In a comprehensive study of the forward and reverse rates of this reaction (using laser flash photolysis of CF_2Br_2 precursor and atomic resonance fluorescence detection of Br-atoms), Laine et al.² determined the rate constant from 227 to 298 K. The products may consist of several isomers; calculations (G4 method) reported by Laine et al. show that the energetically most stable isomer is $\text{BrH}_2\text{CC}(\text{CH}_3)\text{CH}=\text{CH}_2$, but the identities of the isomers actually produced in the reaction are not known. Laine et al. also measured the rate constants for the reaction of Iso-Br + O_2 (see Table 1-1) and for the reaction of Br + 1,3-butadiene in both the presence and absence of O_2 . They found that the apparent rate of the latter reaction is affected by the presence of O_2 . Bierbach et al.¹ previously reported relative rate constants at 298 K and 1 bar of air. They placed their rate constants on an absolute basis by employing a linked chain of five relative rate measurements, consisting of reactions of Br with 1,3-butadiene, 2,3-dimethyl-2-butene, trans-2-butene, propene, and terminated with an absolute rate constant for Br +

acetaldehyde; thus the uncertainties may have accumulated. The current recommendation is based on the parameters measured in the direct experiments of Laine et al.² in the absence of O₂. The recommended 2σ error bars encompass all of the data of Laine et al.

(Table: 15-10, Note: 15-10, Evaluated: 15-10) [Back to Table](#)

- (1) Bierbach, A.; Barnes, I.; Becker, K. H. Rate coefficients for the gas-phase reactions of bromine series of radicals with alkenes, dienes, and aromatic hydrocarbons at 298 ± 2 K. *Int. J. Chem. Kinet.* **1996**, *28*, 565-577.
- (2) Laine, P. L.; Sohn, Y. S.; Nicovich, J. M.; McKee, M. L.; Wine, P. H. Kinetics of elementary steps in the reactions of atomic bromine with isoprene and 1,3-butadiene under atmospheric conditions. *J. Phys. Chem. A* **2012**, *116*, 6341-6357, doi:10.1021/jp212127v.

H1. I + NO. Evaluation taken from IUPAC.³ The data are from van den Bergh et al.⁴ and Basco and Hunt.¹ Error limits transposed to the current format. The heat of formation of INO is given as 120.0 ± 0.3 kJ/mole by Forte et al.² (Table: 06-2, Note: 06-2, Evaluated: 06-2) [Back to Table](#)

- (1) Basco, N.; Hunt, J. E. The recombination of iodine atoms in the presence of nitric oxide. *Int. J. Chem. Kinet.* **1978**, *10*, 733-743.
- (2) Forte, E.; Hippler, H.; van den Bergh, H. INO thermodynamic properties and ultraviolet spectrum. *Int. J. Chem. Kinet.* **1981**, *13*, 1227-1233.
- (3) IUPAC *J. Phys. Chem. Ref. Data* **1992**, *21*, 1125-1568.
- (4) van den Bergh, H.; Benoit-Guyot, N.; Troe, J. Collisional energy transfer in the reactions I + NO + M → INO + M and I + NO₂ + M → INO₂ + M. *Int. J. Chem. Kinet.* **1977**, *9*, 223-234.

H2. I + NO₂. Evaluation taken from IUPAC.² The data are from van den Bergh et al.,⁵ Mellouki et al.,³ Buben et al.,¹ and van den Bergh and Troe.⁶ IUPAC uses F_c = 0.63, which is essentially the same as the universal value adopted here of F_c = 0.6. (No evidence of possible isomers [INO₂ or IONO] is reported.) Error limits transposed to the current format. Tucceri et al.⁴ used laser flash photolysis coupled to resonance-fluorescence detection of I atoms to measure the rate coefficients for the reaction: I + NO₂ + M → INO₂ + M. Rate coefficients at 298 K when combined with other datasets obtained at higher and lower pressures, were adequately described by a simplified Troe function with the parameters: k₀(He, 330 K) = 1.48 × 10⁻³¹ cm⁶ molecule⁻² s⁻¹, F_c(He) = 0.43, and k_∞ = 1.1 × 10⁻¹⁰ cm³ molecule⁻¹ s⁻¹ for He as bath gas. In N₂ (or air) the following parameters were obtained k₀(N₂, 300 K) = 3.2 × 10⁻³¹ cm⁶ molecule⁻² s⁻¹, F_c(N₂) = 0.48, with k_∞ = 1.1 × 10⁻¹⁰ cm³ molecule⁻¹ s⁻¹. These parameters essentially reproduce the values at 300 K from the parameters in the Table.

(Table: 10-6, Note: 10-6, Evaluated 10-6) [Back to Table](#)

- (1) Buben, S. N.; Larin, I. K.; Messineva, N. A.; Trofimova, E. M. Measurement of the rate constant of the reaction I + NO₂ + M → INO₂ + M (M = He, N₂, Ar, O₂). *Kinetika i Kataliz* **1990**, *31*, 973.
- (2) IUPAC *J. Phys. Chem. Ref. Data* **1992**, *21*, 1125-1568.
- (3) Mellouki, A.; Laverdet, G.; Jourdain, L.; Poulet, G. Kinetics of the reactions Br + NO₂ + M and I + NO₂ + M. *Int. J. Chem. Kinet.* **1989**, *21*, 1161-1172.
- (4) Tucceri, M. E.; Dillon, T. J.; Crowley, J. N. A laser photolysis-resonance fluorescence study of the reactions: I + O₃ → IO + O₂, O + I₂ → IO + I, and I + NO₂ + M → INO₂ + M at 298 K. *Phys. Chem. Chem. Phys.* **2005**, *10*, 1657-1663, doi:10.1039/b502844b.
- (5) van den Bergh, H.; Benoit-Guyot, N.; Troe, J. Collisional energy transfer in the reactions I + NO + M → INO + M and I + NO₂ + M → INO₂ + M. *Int. J. Chem. Kinet.* **1977**, *9*, 223-234.
- (6) van den Bergh, H.; Troe, J. Kinetic and thermodynamic properties of INO and INO₂ intermediate complexes in iodine recombination. *J. Chem. Phys.* **1976**, *64*, 736-742, doi:10.1063/1.432220.

H3. IO + NO₂. Data from Daykin and Wine,² Hölscher and Zellner,⁵ Allan and Plane,¹ Jenkin and Cox,⁶ and Dillon et al.³ are considered. Dillon et al. suggest that the value from Hölscher and Zellner might be low at 298 K due to regeneration of IO, although their values at lower temperatures are in agreement with others. The recommendation takes this into consideration and accommodates the rest of the data. Two more studies at lower pressures are available, Larin et al.⁸ and Maguin et al.⁹ These latter do not agree very well with the above five studies and have larger experimental errors. The recommended k₀ and k_∞ also agree with a theoretical study by Rayez and Destriau.¹² A computational study by Marshall¹⁰ sets the bond dissociation energy as ΔH₀(IO-NO₂) = 113.6 ± 3.1 kJ mol⁻¹ and suggests k₀ = (5.3–13.3) × 10⁻³¹ cm⁶ molecule⁻¹ s⁻¹ for N₂ as the bath gas, while an ME/RRKM study by Golden⁴ required ΔH₀(IO-NO₂) ~150 kJ mol⁻¹ to fit the data. Papayannis and Kosmas¹¹ compute ΔH₀(IO-NO₂) = 137.6 or 131.7 kJ mol⁻¹, depending on spin orbit coupling corrections in IO. A computational study by Koltsoyannis and Plane⁷ concludes that ΔH₀(IO-NO₂) = 117.9 kJ mol⁻¹. See Table 3-1 for the recommended K_{eq}.

(Table: 10-6, Note: 10-6, Evaluated: 10-6) [Back to Table](#)

- (1) Allan, B. J.; Plane, J. M. C. A study of the recombination of IO with NO₂ and the stability of IONO₃: Implications for the atmospheric chemistry of iodine. *J. Phys. Chem. A* **2002**, *106*, 8634-8641, doi:10.1021/jp020089q.
- (2) Daykin, E. P.; Wine, P. H. Kinetics of the reactions of IO Radicals with NO and NO₂. *J. Phys. Chem.* **1990**, *94*, 4528-4535, doi:10.1021/j100374a034.
- (3) Dillon, T. J.; Blitz, M. A.; Heard, D. E. Determination of the rate coefficients for the reactions IO + NO₂ + M (Air) → IONO₂ + M and O(³P) + NO₂ → O₂ + NO using laser-induced fluorescence spectroscopy. *J. Phys. Chem. A* **2006**, *110*, 6995-7002, doi:10.1021/jp057048p.
- (4) Golden, D. M. Evaluating data for atmospheric models, an example: IO + NO₂ = IONO₂. *J. Phys. Chem. A* **2006**, *110*, 2940-2943, doi:10.1021/jp058221k.
- (5) Hölscher, D.; Zellner, R. LIF study of the reactions of the IO radical with NO and NO₂ over an extended range of temperature and pressure. *Phys. Chem. Chem. Phys.* **2002**, *4*, 1839-1845, doi:10.1039/b110084j.
- (6) Jenkin, M. E.; Cox, R. A. Kinetics study of the reactions IO + NO₂ + M → IONO₂ + M, IO + IO → products, and I + O₃ → IO + O₂. *J. Phys. Chem.* **1985**, *89*, 192-199, doi:10.1021/j100247a040.
- (7) Kaltsoyannis, N.; Plane, J. M. C. Quantum chemical calculations on a selection of iodine-containing species (IO, OIO, IONO₃, (IO)₂, I₂O₃, I₂O₄ and I₂O₅) of importance in the atmosphere. *Phys. Chem. Chem. Phys.* **2008**, *10*, 1723-1733, doi:10.1039/b715687c.
- (8) Larin, I. K.; D. V. Nevozhai, A. I. Spasskii, and E. M. Trofimova A study of the reaction IO + NO₂ + O₂ → IONO₂ + O₂. *Kinetics and Catalysis* **1998**, *39*, 666-672.
- (9) Maguin, F.; Laverdet, G.; Le Bras, G.; Poulet, G. Kinetic study of the reactions IO + HO₂ and IO + NO₂ at 298 K. *J. Phys. Chem.* **1992**, *96*, 1775-1780, doi:10.1021/j100183a052.
- (10) Marshall, P. Computational studies of the thermochemistry of the atmospheric iodine reservoirs HOI and IONO₂. *Advances in Quantum Chemistry* **2008**, 159-175.
- (11) Papayannis, D. K.; Kosmas, A. M. Quantum mechanical characterization of (INO₃) isomers. *Chem. Phys. Lett.* **2004**, *398*, 75-81, doi:10.1016/j.cpllett.2004.09.019.
- (12) Rayez, M. T.; Destriau, M. Theoretical study of thermal dissociation and recombination reactions of XONO₂ (X=F, Cl, Br, or I). *Chem. Phys. Lett.* **1993**, *206*, 278-284.

H4. CH₂I + O₂. The recommendation at 298 K is the average of measurements by Masaki et al.,⁵ Eskola et al.,² Huang et al.,³ Sheps,⁶ and Stone et al.⁷ Evidently, there is no pressure dependence up to at least 1 atm. The recommendation for the temperature dependence is taken from Eskola et al.² Among other products, this reaction produces significant yields of thermalized formaldehyde oxide (CH₂OO, the simplest carbonyl oxide, also known as a Criegee Intermediate).¹ Yields of CH₂OO in this reaction under one atmosphere of air near 300 K have been reported to be 0.15 ± 0.03,^{3,4} ~0.18,⁷ and ~0.30.⁸

(Table 15-10, Note: 15-10, Evaluated: 15-10) [Back to Table](#)

- (1) Criegee, R. Mechanism of ozonolysis. *Angew. Chem. Int. Ed. Engl.* **1975**, *14*, 745-752, doi:10.1002/anie.197507451.
- (2) Eskola, A. J.; Wojcik-Pastuszka, D.; Ratajczak, E.; Timonen, R. S. Kinetics of the reactions of CH₂Br and CH₂I radicals with molecular oxygen at atmospheric temperatures. *Phys. Chem. Chem. Phys.* **2006**, *8*, 416-424, doi:10.1039/b516291b.
- (3) Huang, H.; Eskola, A. J.; Taatjes, C. A. Pressure-dependent I-atom yield in the reaction of CH₂I with O₂ shows a remarkable apparent third-body efficiency for O₂. *J. Phys. Chem. Lett.* **2012**, *3*, 3399-3403, doi:10.1021/jz301585c.
- (4) Huang, H.; Rotavera, B.; Eskola, A. J.; Taatjes, C. A. Correction to "Pressure-dependent I atom yield in the reaction of CH₂I with O₂ shows a remarkable apparent third-body efficiency for O₂". *J. Phys. Chem. Lett.* **2013**, *4*, 3824-3824, doi:10.1021/jz402266q.
- (5) Masaki, A.; Tsunashima, N.; Washida, N. Rate constant for the reaction of CH₃O₂ with NO. *Chem. Phys. Lett.* **1994**, *218*, 523-528.
- (6) Sheps, L. Absolute ultraviolet absorption spectrum of a Criegee intermediate CH₂OO. *J. Phys. Chem. Lett.* **2013**, *4*, 4201-4205, doi:10.1021/jz402191w.
- (7) Stone, D.; Blitz, M.; Daubney, L.; Ingham, T.; Seakins, P. CH₂OO Criegee biradical yields following photolysis of CH₂I₂ in O₂. *Phys. Chem. Chem. Phys.* **2013**, *15*, 19119-19124, doi:10.1039/c3cp52466c.
- (8) Ting, W.-L.; Chang, C.-H.; Lee, Y.-F.; Matsui, H.; Lee, Y.-P.; Lin, J. J.-M. Detailed mechanism of the CH₂I + O₂ reaction: Yield and self-reaction of the simplest Criegee intermediate CH₂OO. *J. Chem. Phys.* **2014**, *141*, 104308, doi:10.1063/1.4894405.

II. HS + NO. Data are from the work of Black et al.¹ The temperature dependence of k_∞ has been estimated and k₀ has been adjusted to fit the data.

(Table: 06-2, Note: 06-2, Evaluated: 06-2) [Back to Table](#)

- (1) Black, G.; Patrick, R.; Jusinski, L. E.; Slinger, T. G. Rate coefficients for the reaction $\text{HS} + \text{NO} + \text{M}$ ($\text{M} = \text{He}$, Ar , and N_2) over the temperature range 250- 445 K. *J. Chem. Phys.* **1984**, *80*, 4065-4070.
- I2. $\text{CH}_3\text{S} + \text{NO}$.** The recommended values are fit to the study by Balla et al.¹ The temperature range was 295 to 453 K and pressures of N_2 from 1.5 to 300 Torr. The recommended high pressure limiting rate coefficient and temperature dependence provide a better fit to the data than reported by Balla et al.
(Table: 06-2, Note: 06-2, Evaluated: 06-2) [Back to Table](#)
- (1) Balla, R. J.; Nelson, H. H.; McDonald, J. R. Kinetics of the reaction of CH_3S with NO , NO_2 and O_2 . *Chem. Phys.* **1986**, *109*, 101-107.
- I3. $\text{O} + \text{SO}_2$.** Naidoo et al.⁴ studied this spin-forbidden reaction in Ar over the temperature range $290 < T/\text{K} < 840$ and pressure range $100 < P/\text{mbar} < 880$. They fit the data very well using the IUPAC¹ format with $k_0 = 9.5 \times 10^{-23} \text{T}^{-3} \exp(-2400/\text{T}) \text{cm}^6 \text{molecule}^{-2} \text{s}^{-1}$, $k_\infty = 6.1 \times 10^{-13} \exp(-850/\text{T}) \text{cm}^3 \text{molecule}^{-1} \text{s}^{-1}$ and $F_c = 0.558 \exp(-\text{T}/316) + 0.442 \exp(-\text{T}/7442)$. The recommended values transpose the rate constants to the form used in this evaluation and are used with the standard value of $F_c = 0.6$. These parameters do not fit the higher temperatures as well as the values derived by Naidoo et al. (i.e. missing the values at 840 K by about 50% and those at 699 K by about 20%), but values at 289, 399 and 581 K are fit quite well and are adequate for atmospheric conditions. Earlier values are reported by Atkinson and Pitts² and Müller et al.³
(Table: 06-2, Note: 06-2, Evaluated: 06-2) [Back to Table](#)
- (1) IUPAC: Atmospheric Chemical Kinetic Data Evaluation. Atkinson, R.; Baulch, D. L.; Cox, R. A.; Crowley, J. N.; Hampson, J., R. F.; Hynes, R. G.; Jenkin, M. E.; Kerr, J. A.; Rossi, M. J.; Troe, J., 2004, <http://www.iupac-kinetic.ch.cam.ac.uk>.
- (2) Atkinson, R.; Pitts Jr., J. N. Kinetics of the reaction $\text{O}(^3\text{P}) + \text{SO}_2 + \text{M} \rightarrow \text{SO}_3 + \text{M}$ over the temperature range of 299°–440°K. *Int. J. Chem. Kinet.* **1978**, *10*, 1081-1090.
- (3) Müller, M. A.; Yetter, R. A.; Dryer, F. L. Kinetic modeling of the $\text{CO}/\text{H}_2\text{O}/\text{O}_2/\text{NO}/\text{SO}_2$ system: Implications for high-pressure fall-off in the $\text{SO}_2 + \text{O}(+\text{M}) = \text{SO}_3(+\text{M})$ reaction. *Int. J. Chem. Kinet.* **2000**, *32*, 317-339.
- (4) Naidoo, J., A. Goumri, and P. Marshall A kinetic study of the reaction of atomic oxygen with SO_2 . *Proc. Combust. Inst.* **2005**, *30*, 1219-1225, doi:10.1016/j.proci.2004.08.214.
- I4. $\text{OH} + \text{SO}_2$.** Values of the rate constant as a function of pressure and temperature are from Blitz et al.⁴ They used a five parameter fit to the data, allowing F_c to be temperature dependent. The values of k_0 and k_∞ have been adjusted in the Table to accommodate $F_c = 0.6$. Blitz et al.⁴ determined the high pressure limit from the reaction of $\text{OH}(v=1)$ with SO_2 . Their low pressure value was taken by re-evaluating the data of Wine et al.⁹ in various bath gases at pressures up to 150 Torr and temperatures between 260 K and 420 K, through the use of a master equation. The data of Paraskevopoulos et al.⁸ in the same pressure range, are equally well fit. Lower pressure data from at 298 K from Leu⁶ and Lee et al.⁵ are well accommodated by the recommendation herein. Earlier data listed in Baulch et al.,³ Baulch et al.,² and Atkinson et al.¹ are noted. Blitz et al.⁴ have calculated the entropy and measured a third law heat of formation for HOSO_2 ($373 \pm 6 \text{ kJ/mol}$). See also Li and McKee.⁷
(Table: 06-2, Note: 06-2, Evaluated: 06-2) [Back to Table](#)
- (1) IUPAC: Atmospheric Chemical Kinetic Data Evaluation. Atkinson, R.; Baulch, D. L.; Cox, R. A.; Crowley, J. N.; Hampson, J., R. F.; Hynes, R. G.; Jenkin, M. E.; Kerr, J. A.; Rossi, M. J.; Troe, J., 2004, <http://www.iupac-kinetic.ch.cam.ac.uk>.
- (2) Baulch, D. L.; Cox, R. A.; Crutzen, P. J.; Hampson, R. F., Jr.; Kerr, J. A.; Troe, J.; Watson, R. T. Evaluated kinetic and photochemical data for atmospheric chemistry: Supplement 1. *J. Phys. Chem. Ref. Data* **1982**, *11*, 327-496.
- (3) Baulch, D. L.; Cox, R. A.; Hampson, R. F., Jr.; Kerr, J. A.; Troe, J.; Watson, R. T. Evaluated kinetic and photochemical data for atmospheric chemistry. *J. Phys. Chem. Ref. Data* **1980**, *9*, 295-471.
- (4) Blitz, M. A.; Hughes, K. J.; Pilling, M. J. Determination of the high-pressure limiting rate coefficient and the enthalpy of reaction for $\text{OH} + \text{SO}_2$. *J. Phys. Chem. A* **2003**, *101*, 1971-1978, doi:10.1021/jp026524y.
- (5) Lee, Y.-Y.; Kao, W. C.; Lee, Y.-P. Kinetics of the reaction $\text{OH} + \text{SO}_2$ in He , N_2 , and O_2 at low pressure. *J. Phys. Chem.* **1990**, *94*, 4535-4540.
- (6) Leu, M. T. Rate constants for the reaction of OH with SO_2 at low pressure. *J. Phys. Chem.* **1982**, *86*, 4558-4562, doi:10.1021/j100220a021.
- (7) Li, W.-K., and M. L. McKee Theoretical study of OH and H_2O addition to SO_2 . *J. Phys. Chem. A* **1997**, *101*, 9778-9782.
- (8) Paraskevopoulos, G.; Singleton, D. L.; Irwin, R. S. Rates of OH radical reactions. The reaction $\text{OH} + \text{SO}_2 + \text{N}_2$. *Chem. Phys. Lett.* **1983**, *100*, 83-87.

- (9) Wine, P. H.; Thompson, R. J.; Ravishankara, A. R.; Semmes, D. H.; Gump, C. A.; Torabi, A.; Nicovich, J. M. Kinetics of the reaction $\text{OH} + \text{SO}_2 + \text{M} \rightarrow \text{HOSO}_2 + \text{M}$. Temperature and pressure dependence in the falloff region. *J. Phys. Chem.* **1984**, *88*, 2095-2104, doi:10.1021/j150654a031.
- 15. $\text{CH}_3\text{S} + \text{O}_2$.** The Panel makes no recommendation, since only one direct measurement of the rate constant has been reported and helium bath gas is not appropriate for the atmosphere. The following is for information, only.
- Turnipseed et al.⁴ generated CH_3S radicals by pulsed laser photolysis of CH_3SCH_3 with O_2 in excess and used LIF of CH_3S to monitor the subsequent reaction. Biexponential decays were observed, signaling the reversible formation of a weakly bound complex. They obtained forward and reverse rate constants in 80 Torr of He bath gas at temperatures from 216 to 250 K; the values of $K_{\text{eq}} = k_{\text{rec}}/k_{\text{uni}}$ are in good agreement with the recommended K_{eq} (see Table 3-1). Assuming that k_{rec} is near the low pressure limit, the data of Turnipseed et al. are described by $k_0(T) = 8 \times 10^{-32} (T/298)^{-5.7}$ in helium bath gas. The reaction has been implicated in three indirect studies,¹⁻³ which reported estimated ratios of rate constants.
- (Table: 15-10; Note: 15-10; Evaluation 15-10) [Back to Table](#)
- (1) Balla, R. J.; Heicklen, J. Oxidation of sulfur compounds III: The photolysis of $(\text{CH}_3\text{S})_2$ in the presence of O_2 . *J. Photochem.* **1985**, *29*, 297-310, doi:10.1016/0047-2670(85)85003-6.
 - (2) Grosjean, D. Photooxidation of methyl sulfide, ethyl sulfide, and methanethiol. *Environ. Sci. Technol.* **1984**, *18*, 460-468, doi:10.1021/es00124a013.
 - (3) Hatakeyama, S.; Akimoto, H. Reactions of hydroxyl radicals with methanethiol, dimethyl sulfide, and dimethyl disulfide in air. *J. Phys. Chem.* **1983**, *87*, 2387-2395, doi:10.1021/j100236a029.
 - (4) Turnipseed, A. A.; Baron, S. B.; Ravishankara, A. R. Observation of CH_3S addition to O_2 in the gas phase. *J. Phys. Chem.* **1992**, *96*, 7502-7505.
- 16. $\text{CH}_3\text{SCH}_2 + \text{O}_2$.** Wallington et al.² have employed a pulse radiolysis technique, obtaining $k = (5.7 \pm 0.4) \times 10^{-12} \text{ cm}^3 \text{ molecule}^{-1} \text{ s}^{-1}$ in 992 mbar of SF_6 at room temperature. A theoretical study by Resende and De Alemeida¹ yields a heat of formation of the product, $\text{CH}_3\text{SCH}_2\text{O}_2$, as $6.51 \text{ kcal mol}^{-1}$.
- (Table: 94-26, Note: 06-2, Evaluated: 06-2) [Back to Table](#)
- (1) Resende, S. M.; De Alemeida, W. B. Mechanism of the atmospheric reaction between the radical CH_3SCH_2 and O_2 . *J. Phys. Chem. A* **1999**, *103*, 4191-4195.
 - (2) Wallington, T. J.; Ellermann, T.; Nielsen, O. J. Atmospheric chemistry of dimethyl sulfide: UV spectra and self-reaction kinetics of CH_3SCH_2 and $\text{CH}_3\text{SCH}_2\text{O}_2$ radicals and kinetics of the reactions $\text{CH}_3\text{SCH}_2 + \text{O}_2 \rightarrow \text{CH}_3\text{SCH}_2\text{O}_2 + \text{NO}$ and $\text{CH}_3\text{SCH}_2\text{O}_2 + \text{NO} \rightarrow \text{CH}_3\text{SCH}_2\text{O} + \text{NO}_2$. *J. Phys. Chem.* **1993**, *97*, 8442-8449.
- 17. $\text{SO}_3 + \text{NH}_3$.** Recommendation is from Lovejoy.¹ This study covered 20–80 Torr from 280–340 K. An earlier study by Lovejoy and Hanson,² who studied this reaction from 10–400 Torr N_2 at 295 K is in agreement. Lovejoy and Hanson² observed that any incipient adduct rapidly becomes sulfamic acid (H_3NSO_3) which clusters efficiently with itself and sulfuric acid. The observed sulfamic acid dimerization rate constant exceeds $5 \times 10^{-11} \text{ cm}^3 \text{ molecule}^{-1} \text{ s}^{-1}$. Measurements of Shen et al.³ at 1–2 Torr He are much higher than those of Lovejoy and Hanson² or Lovejoy.¹ Error limits have been adjusted to take into account the fact that the exponent of the temperature dependence of the low pressure rate constant is unusually large. Lovejoy¹ also reports an equilibrium constant and heat of formation of sulfamic acid of $-24 \pm 1 \text{ kcal mol}^{-1}$.
- (Table: 06-2, Note: 06-2, Evaluated: 06-2) [Back to Table](#)
- (1) Lovejoy, E. R. Kinetics and thermodynamics of the gas phase reaction $\text{SO}_3 + \text{NH}_3 + \text{N}_2 \leftrightarrow \text{H}_3\text{NSO}_3 + \text{N}_2$. *J. Phys. Chem. A* **1997**, *101*, 4950-4953.
 - (2) Lovejoy, E. R.; Hanson, D. R. Kinetics and products of the reaction $\text{SO}_3 + \text{NH}_3 + \text{N}_2$. *J. Phys. Chem.* **1996**, *100*, 4459-4465.
 - (3) Shen, G.; Suto, M.; Lee, L. C. Reaction rate constant of $\text{SO}_3 + \text{NH}_3$ in the gas phase. *J. Geophys. Res.* **1990**, *95*, 13981-13984.
- 18. $\text{HO} + \text{CS}_2$.** The data are from Hynes et al.³ and Murrells et al.⁴ The value $m = 1$ is constrained. The recommended rate constant is in reasonable agreement with the measurement of Bulatov et al.¹ Petris et al.² report experimental detection of CS_2OH . See Table 3-1 for the recommended equilibrium constant. The adduct reacts slowly with O_2 . (See Table 1-1).
- (Table: 06-2, Note: 15-10, Evaluated: 06-2) [Back to Table](#)
- (1) Bulatov, V. P.; Buloyan, A. A.; Cheskis, S. G.; Kozliner, M. Z.; Sarkisov, O. M.; Trostin, A. I. On the reaction of the NH_2 radical with ozone. *Chem. Phys. Lett.* **1980**, *74*, 288-292.

- (2) de Petris, G.; Rosi, M.; Troiani, A. Direct experimental observation of CS₂OH. *ChemPhysChem* **2006**, *7*, 2352-2357, doi:10.1002/cphc.200600515.
- (3) Hynes, A. J.; Wine, P. H.; Nicovich, J. M. Kinetics and mechanism of the reaction of OH with CS₂ under atmospheric conditions. *J. Phys. Chem.* **1988**, *92*, 3846-3852, doi:10.1021/j100324a034.
- (4) Murrells, T. P.; Lovejoy, E. R.; Ravishankara, A. R. Oxidation of CS₂ by reaction with OH. 1. Equilibrium constant for the reaction OH + CS₂ ⇌ CS₂OH and the kinetics of the CS₂OH + O₂ reaction. *J. Phys. Chem.* **1990**, *94*, 2381-2386.
- I9. Cl + CS₂.** The data are from Nicovich et al.² Wallington et al.³ have also studied this system. The value m = 0 is constrained. Nicovich et al.² confirm that the reaction proceeds via reversible adduct formation as suggested by Martin et al.¹ The much larger rate constant values determined by Martin et al. may possibly be attributed to reactive impurities in the CS₂ sample. Nicovich et al. set an upper limit on the rate constant for the adduct (CS₂Cl) reacting with O₂ of 2.5 × 10⁻¹⁶ cm³ molecule⁻¹ s⁻¹ at room temperature. Wang and Phillips⁴ have reported a theoretical study of the adduct.
(Table: 06-2, Note: 06-2, Evaluated: 06-2) [Back to Table](#)
- (1) Martin, D.; Jourdain, J. L.; Le Bras, G. Kinetic study for the reactions of OH radicals with dimethylsulfide, diethylsulfide, tetrahydrothiophene, and thiophene. *Int. J. Chem. Kinet.* **1985**, *17*, 1247-1261.
- (2) Nicovich, J. M.; Wine, P. H. Kinetics of the reactions of O(³P) and Cl(²P) with HBr and Br₂. *Int. J. Chem. Kinet.* **1990**, *22*, 379-397.
- (3) Wallington, T. J.; Andino, J. M.; Potts, A. R.; Wine, P. H. A competitive kinetics study of the reaction of Cl with CS₂ in air at 298 K. *Chem. Phys. Lett.* **1991**, *176*, 103-108.
- (4) Wang, D., and D. L. Phillips Density functional theory study of CS₂/Cl adducts and their isomerization reactions. *Chem. Phys. Lett.* **2002**, *362*, 205-209.
- I10. OH + CH₃SCH₃ → (CH₃)₂SOH → products.** The OH + CH₃SCH₃ reaction is complex, proceeding by both direct H-abstraction and reversible addition pathways. A recommendation for the direct reaction is discussed separately in Table 1-1. The product of the reversible addition pathway reacts with O₂ creating an irreversible path as well. Mechanistically, this pathway is described by combining the rate constants k_f for the addition step, k_r for the reverse dissociation step, and k_{O2} for the adduct reaction with O₂. This is discussed in detail in the notes for Table 1-1. The equilibrium constant for the reversible addition process is K_c = k_f/k_r. Recommendations for K_c and k_{O2} are found in Tables 3-1, and 1-1, respectively. The value for k_f recommended here is from Williams et al.¹ The discussion in Table 1-1 points out that this value taken with K_c and k_{O2} fits the extant data very well.
(Table: 10-6; Note: 10-6; Evaluated: 10-6) [Back to Table](#)
- (1) Williams, M. B.; Campuzano-Jost, P.; Hynes, A. J.; Pounds, A. J. Experimental and theoretical studies of the reaction of the OH radical with alkyl sulfides: 3. Kinetics and mechanism of the OH initiated oxidation of dimethyl, dipropyl, and dibutyl sulfides: Reactivity trends in the alkyl sulfides and development of a predictive expression for the reaction of OH with DMS. *J. Phys. Chem. A* **2009**, *113*, 6697-6709, doi:10.1021/jp9010668.
- I11. Cl + (CH₃)₂S.** [See Table 1-1] If the HCl yield at 297 K from Stickel et al.⁴ is used as a measure of the abstraction reaction, the rate constant would be 1.64 × 10⁻¹⁰ cm³ molecule⁻¹ s⁻¹. Using this value the complete data set from Stickel et al.⁴ can be fit with the form used in Table 2-1 with the addition of a term for the abstraction in the form k_{abs} = 1.64 × 10⁻¹⁰(T/300)^a. The value of "a" obtained in this manner is almost zero, so the data are fit with: k₀ = 4 × 10⁻²⁸(T/300)^{-7.0} and k_∞ = 2 × 10⁻¹⁰ (T/300)⁻¹ along with the temperature independent value of k_{abs}. These parameters are recommended herein. Enami et al.² propose k₀ = 2.2 × 10⁻²⁸ and k_∞ = 2.2 × 10⁻¹⁰ at 298 K along with k_{abs} = 1.8 × 10⁻¹⁰. On the other hand, a study by Diaz-de-Mera et al.¹ performed in the temperature range 259 < T/K < 364 and in helium at pressures of 0.5 < P/Torr < 1 reports a value k_{abs} = (2.0 ± 1.2) × 10⁻¹⁰ exp[-(332 ± 173)/T], which yields 6.6 × 10⁻¹¹ cm³ molecule⁻¹ s⁻¹ at room temperature. Several studies, both experimental by Urbanski and Wine⁵ and theoretical by Resende and De Almeida³ make it clear that at higher pressures an adduct Cl-S(CH₃)₂ is formed and this adduct does not yield CH₃ radicals or the products of the abstraction pathway.
(Table: 06-2, Note: 10-6, Evaluated 10-6) [Back to Table](#)
- (1) Diaz-de-Mera, Y.; Aranda, A.; Rodriguez, D.; López, R.; Cabañas, B.; Martinez, E. Gas-phase reactions of chlorine atoms and ClO radicals with dimethyl sulfide. Rate coefficients and temperature dependences. *J. Phys. Chem. A* **2002**, *106*, 8627-8633, doi:10.1021/jp014570c.
- (2) Enami, S.; Nakano, Y.; Hashimoto, S.; Kawasaki, M.; Aloisio, S.; Francisco, J. S. Reactions of Cl atoms with dimethyl sulfide: A theoretical calculation and an experimental study with cavity ring-down spectroscopy. *J. Phys. Chem. A* **2004**, *108*, 7785-7789, doi:10.1021/jp049772y.
- (3) Resende, S. M.; Almeida, W. B. D. Theoretical study of the atmospheric reaction between dimethyl sulfide and chlorine atoms. *J. Phys. Chem. A* **1997**, *101*, 9738-9744.

- (4) Stickel, R. E.; Nicovich, J. M.; Wang, S.; Zhao, Z.; Wine, P. H. Kinetic and mechanistic study of the reaction of atomic chlorine with dimethyl sulfide. *J. Phys. Chem.* **1992**, *96*, 9875-9883, doi:10.1021/j100203a055.
- (5) Urbanski, S. P.; Wine, P. H. Spectroscopic and kinetic study of the Cl-S(CH₃)₂ adduct. *J. Phys. Chem. A* **1999**, *103*, 10935-10944.
- I12. Br + (CH₃)₂S.** Wine et al.⁵ data for the adduct formation in N₂ at 25 < P/Torr < 600 and 263 < T/K < 310 are the basis for the recommendation. Studies by Ingham et al.² and Nakano et al.⁴ are in agreement. Nakano et al.⁴ is also in agreement with the value of the equilibrium constant. However, Maurer et al.³ find a value at 300 K and 1 bar total pressure of a mixture of 5% O₂ and 95% N₂, only 2% as high as the value computed from the recommended parameters. This latter value is supported by Ballesteros et al.¹
(Table: 06-2, Note: 06-2, Evaluated: 06-2) [Back to Table](#)
- (1) Ballesteros, B., N. R. Jensen, and J. Hjorth FT-IR study of the kinetics and products of the reactions of dimethylsulphide, dimethylsulphoxide and dimethylsulphone with Br and BrO. *J. Atmos. Chem.* **2002**, *43*, 135-150.
- (2) Ingham, T.; Bauer, D.; Sander, R.; Crutzen, P. J.; Crowley, J. N. Kinetics and products of the reactions BrO + DMS and Br + DMS at 298 K. *J. Phys. Chem. A* **1999**, *103*, 7199-7209.
- (3) Maurer, T., I. Barnes, and K. H. Becker FT-IR kinetic and product study of the Br-initiated oxidation of dimethyl sulfide. *Int. J. Chem. Kinet.* **1999**, *31*, 883-893.
- (4) Nakano, Y., M. Goto, S. Hashimoto, M. Kawasaki, and T. J. Wallington Cavity ring-down spectroscopic study of the reactions of Br atoms and BrO radicals with dimethyl sulfide. *J. Phys. Chem. A* **2001**, *105*, 11045-11050, doi:10.1021/jp012326f.
- (5) Wine, P. H.; Nicovich, J. M.; Stickel, R. E.; Zhao, Z.; Shackelford, C. J.; Kreutter, K. D.; Daykin, E. P.; Wang, S. In *The Tropospheric Chemistry of Ozone in the Polar Regions*; Springer-Verlag: Berlin, 1993; Vol. 17; pp 385-395.
- J1. Na + O₂.** A study by Plane and Rajasekhar³ finds $k_0 = (2.9 \pm 0.7) \times 10^{-30} \text{ cm}^6 \text{ molecule}^{-2} \text{ s}^{-1}$ at 300 K with $n = 1.30 \pm 0.04$. They also estimate k_∞ to be about $6 \times 10^{-10} \text{ cm}^3 \text{ molecule}^{-1} \text{ s}^{-1}$ with a small positive temperature dependence. Another study by Helmer and Plane¹ yields $k_0 = (3.1 \pm 0.2) \times 10^{-30} \text{ cm}^6 \text{ molecule}^{-2} \text{ s}^{-1}$ at 300 K with $n = 1.52 \pm 0.27$. The recommended values are taken from these studies. They are consistent with values measured by Marshall et al.² at 600 K and those measured by Vinckier et al.⁵ at higher temperature. The k_0 value is about 60% higher than that of Silver et al.⁴
(Table: 06-2, Note: 06-2, Evaluated: 06-2) [Back to Table](#)
- (1) Helmer, M.; Plane, J. M. C. A study of the reaction NaO₂ + O → NaO + O₂: Implications for the chemistry of sodium in the upper atmosphere. *J. Geophys. Res.* **1993**, *98*, 23207-23222.
- (2) Marshall, P.; Narayan, A. S.; Fontijn, A. Kinetic and thermochemical studies of the recombination reaction Na + O₂ + N₂ from 590 to 1515 K by a modified high-temperature photochemistry technique. *J. Phys. Chem.* **1990**, *94*, 2998-3004.
- (3) Plane, J. M. C.; Rajasekhar, B. Kinetic study of the reactions Na + O₂ + N₂ and Na + N₂O over an extended temperature range. *J. Phys. Chem.* **1989**, *93*, 3135-3140, doi:10.1021/j100345a051.
- (4) Silver, J. A.; Zahniser, M. S.; Stanton, A. C.; Kolb, C. E. Temperature dependent termolecular reaction rate constants for potassium and sodium superoxide formation. *Proc. Combust. Inst.* **1984**, *20*, 605-612.
- (5) Vinckier, C.; Dumoulin, A.; DeJaegere, S. Kinetic study of the Na + O₂ + He reaction in the temperature range 392-777 K. *J. Chem. Soc. Faraday Trans.* **1991**, *87*, 1075-1081.
- J2. NaO + O₂.** Ager and Howard¹ have measured the low-pressure limit at room temperature in several bath gases. Their value in N₂ is used in the recommendation. They performed a Troe calculation, as per Patrick and Golden², to obtain collision efficiency and temperature dependence. They obtained a high-pressure-limit rate constant by use of a simple model. The temperature dependence is estimated.
(Table: 06-2, Note: 06-2, Evaluated: 06-2) [Back to Table](#)
- (1) Ager, J. W., III; Howard, C. J. The kinetics of NaO + O₂ and NaO + CO₂ + M and their role in atmospheric sodium chemistry. *Geophys. Res. Lett.* **1986**, *13*, 1395-1398.
- (2) Patrick, R.; Golden, D. M. Third-order rate constants of atmospheric importance. *Int. J. Chem. Kinet.* **1983**, *15*, 1189-1227.
- J3. NaO + CO₂.** Ager and Howard¹ have measured the rate constant for this process in the “fall-off” regime. Their lowest pressures are very close to the low-pressure limit. The temperature dependence is an estimate. Ager and Howard calculate the high-pressure rate constant from a simple model.
(Table: 06-2, Note: 06-2, Evaluated: 06-2) [Back to Table](#)

- (1) Ager, J. W., III; Howard, C. J. The kinetics of $\text{NaO} + \text{O}_2$ and $\text{NaO} + \text{CO}_2 + \text{M}$ and their role in atmospheric sodium chemistry. *Geophys. Res. Lett.* **1986**, *13*, 1395-1398.

J4. NaOH + CO₂. Ager and Howard¹ have measured the low-pressure-limiting rate constant. The temperature dependence is an estimate. Ager and Howard have calculated the high-pressure limit using a simple model. (Table: 06-2, Note: 06-2, Evaluated: 06-2) [Back to Table](#)

- (1) Ager, J. W., III; Howard, C. J. Gas phase kinetics of the reactions of NaO with H₂, D₂, H₂O, and D₂O. *J. Chem. Phys.* **1987**, *87*, 921-925.

J5. Hg + Br. The recommendation is based on the direct experiments of Donohoue et al.,² who used pulsed laser photolysis of Br₂ to generate an excess of Br atoms, which reacted with Hg⁰ vapor; the Hg⁰ and atomic Br were monitored simultaneously by pulsed laser induced fluorescence techniques. The recombination reaction rate constant at the low pressure limit was measured in N₂ gas at temperatures from 243 to 293 K and N₂ pressures from 200 to 600 Torr (measurements were also carried out using He gas). In earlier studies, Greig et al.⁵ analyzed the UV spectrum of HgBr and used their measured absorption coefficients to determine the recombination rate constant from 393 K to 448 K in 200 Torr of CF₃Br (conditions not relevant to the atmosphere). Ariya et al.⁸ and Spicer et al.⁹ used relative rate techniques to obtain the rate constant, but both studies are discussed in detail by Donohoue et al.,² who concluded that they were seriously affected by secondary reactions. Several theoretical calculations have been reported.^{3,4,6,7} In particular, Goodsite et al.³ used spectroscopic data, quantum chemistry calculations, and RRKM modeling to show that the theoretical results are in reasonable agreement with experiments. Later, using a corrected bond dissociation energy, they repeated the calculations⁴ and showed that with a reasonable choice of an energy transfer parameter, the RRKM results are in very good agreement with the experiments of Donohoue et al.² A review of Hg atmospheric chemistry has appeared.¹

(Table: 15-10; Note: 15-10; Evaluated: 15-10) [Back to Table](#)

- (1) Ariya, P. A.; Amyot, M.; Dastoor, A.; Deeds, D.; Feinberg, A.; Kos, G.; Poulain, A.; Ryjkov, A.; Semeniuk, K.; Subir, M.; Toyota, K. Mercury physicochemical and biogeochemical transformation in the atmosphere and at atmospheric interfaces: A review and future directions. *Chem. Rev.* **2015**, *115*, 3760-3802, doi:10.1021/cr500667e.
- (2) Donohoue, D. L.; Bauer, D.; Cossairt, B.; Hynes, A. J. Temperature and pressure dependent rate coefficients for the reaction of Hg with Br and the reaction of Br with Br: A pulsed laser photolysis-pulsed laser induced fluorescence study. *J. Phys. Chem. A* **2006**, *110*, 6623-6632, doi:10.1021/jp054688j.
- (3) Goodsite, M. E.; Plane, J. M. C.; Skov, H. A theoretical study of the oxidation of Hg⁰ to HgBr₂ in the troposphere. *Environ. Sci. Technol.* **2004**, *38*, 1772-1776, doi:10.1021/es034680s.
- (4) Goodsite, M. E.; Plane, J. M. C.; Skov, H. Correction to a theoretical study of the oxidation of Hg⁰ to HgBr₂ in the troposphere. *Environ. Sci. Technol.* **2012**, *46*, 5262-5262, doi:10.1021/es301201c.
- (5) Greig, G.; Gunning, H. E.; Strausz, O. P. Reactions of metal atoms. II. The combination of mercury and bromine atoms and the dimerization of HgBr. *J. Chem. Phys.* **1970**, *52*, 3684-3690, doi:10.1063/1.1673544.
- (6) Khalizov, A. F.; Viswanathan, B.; Larregaray, P.; Ariya, P. A. A theoretical study on the reactions of Hg with halogens: Atmospheric implications. *J. Phys. Chem. A* **2003**, *107*, 6360-6365, doi:10.1021/jp0350722.
- (7) Shepler, B. C.; Balabanov, N. B.; Peterson, K. A. Hg + Br → HgBr recombination and collision-induced dissociation dynamics. *J. Chem. Phys.* **2007**, *107*, 164304, doi:10.1063/1.2777142.
- (8) Ariya, P. A.; Khalizov, A.; Gidas, A. Reactions of gaseous mercury with atomic and molecular halogens: Kinetics, product studies, and atmospheric implications. *J. Phys. Chem. A* **2002**, *106*, 7310-7320, doi:10.1021/jp020719o.
- (9) Spicer, C. W.; Satola, J.; Abby, A. A.; Plastringe, R. A.; Cowen, K. A. Kinetics of gas-phase elemental mercury reactions with halogen species, ozone, and nitrate radical under atmospheric conditions, Florida Department of Environmental Protection, 2002.

2.8 Bibliography – Termolecular Reactions

- Ager, J. W., III; Howard, C. J. The kinetics of $\text{NaO} + \text{O}_2$ and $\text{NaO} + \text{CO}_2 + \text{M}$ and their role in atmospheric sodium chemistry. *Geophys. Res. Lett.* **1986**, *13*, 1395-1398.
- Ager, J. W., III; Howard, C. J. Gas phase kinetics of the reactions of NaO with H_2 , D_2 , H_2O , and D_2O . *J. Chem. Phys.* **1987**, *87*, 921-925.
- Allan, B. J.; Plane, J. M. C. A study of the recombination of IO with NO_2 and the stability of INO_3 : Implications for the atmospheric chemistry of iodine. *J. Phys. Chem. A* **2002**, *106*, 8634-8641, doi:10.1021/jp020089q.
- Amos, R. D.; Murray, C. W.; Handy, N. C. Structures and vibrational frequencies of FOOF and FONO using density functional theory. *Chem. Phys. Lett.* **1993**, *202*, 489-494.
- Anastasi, C.; Smith, I. W. M. Rate measurements of reactions of OH by resonance absorption Part 5.-Rate constants for $\text{OH} + \text{NO}_2(+\text{M}) \rightarrow \text{HNO}_3(+\text{M})$ over a wide range of temperature and pressure. *J. Chem. Soc. Faraday Trans. 2* **1976**, *72*, 1459-1468.
- Anastasi, C.; Smith, I. W. M. Rate measurements of reactions of OH by resonance absorption Part 6.-Rate constants for $\text{OH} + \text{NO}(+\text{M}) \rightarrow \text{HNO}_2(+\text{M})$ over a wide range of temperature and pressure. *J. Chem. Soc. Faraday Trans. 2* **1978**, *74*, 1056-1064.
- Anderson, J. G.; Kaufman, F. Kinetics of the reaction $\text{OH} + \text{NO}_2 + \text{M} \rightarrow \text{HNO}_3 + \text{M}$. *Chem. Phys. Lett.* **1972**, *16*, 375-379.
- Anderson, J. G.; Margitan, J. J.; Kaufman, F. Gas phase recombination of OH with NO and NO_2 . *J. Chem. Phys.* **1974**, *60*, 3310-3317.
- Anderson, S. M.; Hulsebusch, D.; Mauersberger, K. Surprising rate coefficients for four isotopic variants of $\text{O} + \text{O}_2 + \text{M}$. *J. Chem. Phys.* **1997**, *107*, 5385-5392.
- André, P. V.; Carr, R. W., Jr. Rate of the reaction of hydroxyl radical with acetylene. *Int. J. Chem. Kinet.* **1974**, *6*, 587-595.
- Ariya, P. A.; Amyot, M.; Dastoor, A.; Deeds, D.; Feinberg, A.; Kos, G.; Poulain, A.; Ryjkov, A.; Semeniuk, K.; Subir, M.; Toyota, K. Mercury physicochemical and biogeochemical transformation in the atmosphere and at atmospheric interfaces: A review and future directions. *Chem. Rev.* **2015**, *115*, 3760-3802, doi:10.1021/cr500667e.
- Arutyunov, V. S.; Popov, L. S.; Chaikin, A. M. Measurement of the rate constant for the reaction of fluorine atoms with oxygen. *Kinet. Katal.* **1976**, *17*, 286-291.
- Ashmore, P. G.; Spencer, M. S. Concurrent molecular and chlorine atom mechanisms in the reversible dissociation of nitrosyl chloride. *Trans. Faraday Soc.* **1959**, *55*, 1868-1883.
- Atkinson, D. B.; Smith, M. A. Radical-molecule kinetics in pulsed uniform supersonic flows: Termolecular association of $\text{OH} + \text{NO}$ between 90 and 220 K. *J. Phys. Chem.* **1994**, *98*, 5797-5800.
- Atkinson, R.; Aschmann, S. M. Rate constants for the reaction of OH radicals with a series of alkenes and dialkenes at 295 ± 1 K. *Int. J. Chem. Kinet.* **1984**, *16*, 1175-1186.
- Atkinson, R.; Aschmann, S. M. Rate constants for the reactions of O_3 and OH radicals with a series of alkynes. *Int. J. Chem. Kinet.* **1984**, *16*, 259-268.
- Atkinson, R.; Aschmann, S. M. Kinetics of the gas phase reaction of Cl atoms with a series of organics at 296 ± 2 K and atmospheric pressure. *Int. J. Chem. Kinet.* **1985**, *17*, 33-41.
- Atkinson, R.; Aschmann, S. M. A structure-activity relationship for the estimation of rate constants for the gas-phase reactions of OH radicals with organic compounds. *Int. J. Chem. Kinet.* **1987**, *19*, 1097-1105.
- IUPAC: Atmospheric Chemical Kinetic Data Evaluation. Atkinson, R.; Baulch, D. L.; Cox, R. A.; Crowley, J. N.; Hampson, J., R. F.; Hynes, R. G.; Jenkin, M. E.; Kerr, J. A.; Rossi, M. J.; Troe, J., 2004, <http://www.iupac-kinetic.ch.cam.ac.uk>.
- Atkinson, R.; Baulch, D. L.; Cox, R. A.; Hampson, J., R. F.; Kerr, J. A.; Rossi, M. J.; Troe, J. Evaluated kinetic, photochemical and heterogeneous data for atmospheric chemistry: Supplement V. *J. Phys. Chem. Ref. Data* **1997**, *26*, 1329-1499.
- Atkinson, R.; Hansen, D. A.; Pitts, J., J. N. Rate constants for the reaction of the OH radical with H_2 and NO ($\text{M} = \text{Ar}$ and N_2). *J. Chem. Phys.* **1975**, *62*, 3284-3288.
- Atkinson, R.; Pitts, J. N., Jr. Rate constants for the reaction of OH radicals with propylene and the butenes over the temperature range 297–425 °K. *J. Chem. Phys.* **1975**, *63*, 3591-3595, doi:10.1063/1.431800.
- Atkinson, R.; Pitts Jr., J. N. Kinetics of the reaction $\text{O}(^3\text{P}) + \text{SO}_2 + \text{M} \rightarrow \text{SO}_3 + \text{M}$ over the temperature range of 299°–440°K. *Int. J. Chem. Kinet.* **1978**, *10*, 1081-1090.
- Bacak, A.; Cooke, M. C.; Bardwell, M. W.; McGillen, M. R.; Archibald, A. T.; Huey, L. G.; Tanner, D.; Utembe, S. R.; Jenkin, M. E.; Derwent, R. G.; Shallcross, D. E.; Percival, C. J. Kinetics of the $\text{HO}_2 + \text{NO}_2$ Reaction: On the impact of new gas-phase kinetic data for the formation of HO_2NO_2 on HO_x , NO_x and HO_2NO_2 levels in the troposphere. *Atmos. Environ.* **2011**, *45*, 6414-6422, doi:10.1016/j.atmosenv.2011.08.008.

- Baer, S.; Hippler, H.; Rahn, R.; Siefke, M.; Seitzinger, N.; Troe, J. Thermodynamic and kinetic properties of the reaction $\text{Cl} + \text{O}_2 + \text{M} \rightleftharpoons \text{ClOO} + \text{M}$ in the range 160-300 K and 1-1000 bar. *J. Chem. Phys.* **1991**, *95*, 6463-6470.
- Balla, R. J.; Heicklen, J. Oxidation of sulfur compounds III: The photolysis of $(\text{CH}_3\text{S})_2$ in the presence of O_2 . *J. Photochem.* **1985**, *29*, 297-310, doi:10.1016/0047-2670(85)85003-6.
- Balla, R. J.; Nelson, H. H.; McDonald, J. R. Kinetics of the reaction of CH_3S with NO , NO_2 and O_2 . *Chem. Phys.* **1986**, *109*, 101-107.
- Ballesteros, B., N. R. Jensen, and J. Hjorth FT-IR study of the kinetics and products of the reactions of dimethylsulphide, dimethylsulphoxide and dimethylsulphone with Br and BrO. *J. Atmos. Chem.* **2002**, *43*, 135-150.
- Barker, J. R.; Lohr, L. L.; Shroll, R. M.; Reading, S. Modeling the organic nitrate yields in the reaction of alkyl peroxy radicals with nitric oxide. 2. Reaction simulations. *J. Phys. Chem. A* **2003**, *107*, 7434-7444, doi:10.1021/jp034638j.
- Barnes, I.; Bastian, V.; Becker, K. H.; Fink, E. H.; Zabel, F. Reactivity studies of organic substances towards hydroxyl radicals under atmospheric conditions. *Atmos. Environ.* **1982**, *16*, 545-550.
- Basco, N.; Hunt, J. E. The recombination of iodine atoms in the presence of nitric oxide. *Int. J. Chem. Kinet.* **1978**, *10*, 733-743.
- Basco, N.; Hunt, J. E. Mutual combination of ClO radicals. *Int. J. Chem. Kinet.* **1979**, *11*, 649-664.
- Basco, N.; James, D. G. L.; James, F. C. A quantitative study of alkyl radical reactions by kinetic spectroscopy. II. Combination of the methyl radical with the oxygen molecule. *Int. J. Chem. Kinet.* **1972**, *4*, 129-149.
- Bates, R. W.; Golden, D. M.; Hanson, R. K.; Bowman, C. T. Experimental study and modeling of the reaction $\text{H} + \text{O}_2 + \text{M} \rightarrow \text{HO}_2 + \text{M}$ ($\text{M} = \text{Ar}, \text{N}_2, \text{H}_2\text{O}$) at elevated pressures and temperatures between 1050 and 1250 K. *Phys. Chem. Chem. Phys.* **2001**, *3*, 2337-2342, doi:10.1039/b010002l.
- Baulch, D. L.; Bowman, C. T.; Cobos, C. J.; Cox, R. A.; Just, T.; Kerr, J. A.; Pilling, M. J.; Stocker, D.; Troe, J.; Tsang, W.; Walker, R. W.; Warnatz, J. Evaluated kinetic data for combustion modeling: Supplement II. *J. Phys. Chem. Ref. Data* **2005**, *34*, 757-1397, doi:10.1063/1.1748524.
- Baulch, D. L.; Cox, R. A.; Crutzen, P. J.; Hampson, R. F., Jr.; Kerr, J. A.; Troe, J.; Watson, R. T. Evaluated kinetic and photochemical data for atmospheric chemistry: Supplement 1. *J. Phys. Chem. Ref. Data* **1982**, *11*, 327-496.
- Baulch, D. L.; Cox, R. A.; Hampson, R. F., Jr.; Kerr, J. A.; Troe, J.; Watson, R. T. Evaluated kinetic and photochemical data for atmospheric chemistry. *J. Phys. Chem. Ref. Data* **1980**, *9*, 295-471.
- Bean, B. D.; Mollner, A. K.; Nizkorodov, S. A.; Nair, G.; Okumura, M.; Sander, S. P.; Peterson, K. A.; Francisco, J. S. Cavity ringdown spectroscopy of *cis-cis* HOONO and the HOONO/HONO₂ branching ratio in the reaction $\text{OH} + \text{NO}_2 + \text{M}$. *J. Phys. Chem. A* **2003**, *107*, 6974-6985, doi:10.1021/jp034407c.
- Bedzhanyan, Y. R.; Markin, E. M.; Gershenson, Y. M. Experimental study of elementary reactions of FO radicals VI. Reaction with NO_2 . *Kinetics and Catalysis* **1993**, *34*, 190-193.
- Beno, M. F.; Jonah, C. D.; Mulac, W. A. Rate constants for the reaction $\text{OH} + \text{CO}$ as functions of temperature and water concentration. *Int. J. Chem. Kinet.* **1985**, *17*, 1091-1101.
- Bierbach, A.; Barnes, I.; Becker, K. H. Rate coefficients for the gas-phase reactions of bromine series of radicals with alkenes, dienes, and aromatic hydrocarbons at 298 ± 2 K. *Int. J. Chem. Kinet.* **1996**, *28*, 565-577.
- Biermann, H. W.; Harris, G. W.; Pitts, J. N., Jr. Photoionization mass spectrometer studies of the collisionally stabilized product distribution in the reaction of OH radicals with selected alkenes at 298 K. *J. Phys. Chem.* **1982**, *86*, 2958-2964.
- Biermann, H. W.; Zetzsch, C.; Stuhl, F. Pressure dependence of reaction of HO with CO. *Ber. Bunsenges Phys. Chem.* **1978**, *82*, 633-639.
- Biggs, P.; Canosa-Mas, C. E.; Fracheboud, J. M.; Shallcross, D. E.; Wayne, R. P.; Caralp, F. Investigation into the pressure dependence between 1 and 10 Torr of the reactions of NO_2 with CH_3 and CH_3O . *J. Chem. Soc. Faraday Trans.* **1993**, *89*, 4163-4169.
- Bilde, M.; Sehested, J.; Nielsen, O. J.; Wallington, T. J.; Meagher, R. J.; McIntosh, M. E.; Piety, C. A.; Nicovich, J. M.; Wine, P. H. Kinetics and mechanism of the gas phase reaction of atomic chlorine with CH_2Cl at 206-432 K. *J. Phys. Chem. A* **1997**, *101*, 8035-8041.
- Birk, M.; Friedl, R. R.; Cohen, E. A.; Pickett, H. M.; Sander, S. P. The rotational spectrum and structure of chlorine peroxide. *J. Chem. Phys.* **1989**, *91*, 6588-6597.
- Birks, J. W.; Shoemaker, B.; Leck, T. J.; Borders, R. A.; Hart, L. J. Studies of reactions of importance in the stratosphere. II. Reactions involving chlorine nitrate and chlorine dioxide. *J. Chem. Phys.* **1977**, *66*, 4591-4599.
- Black, G.; Patrick, R.; Jusinski, L. E.; Slinger, T. G. Rate coefficients for the reaction $\text{HS} + \text{NO} + \text{M}$ ($\text{M} = \text{He}, \text{Ar}, \text{and } \text{N}_2$) over the temperature range 250- 445 K. *J. Chem. Phys.* **1984**, *80*, 4065-4070.
- Blitz, M. A.; Hughes, K. J.; Pilling, M. J. Determination of the high-pressure limiting rate coefficient and the enthalpy of reaction for $\text{OH} + \text{SO}_2$. *J. Phys. Chem. A* **2003**, *101*, 1971-1978, doi:10.1021/jp026524y.

- Bloss, W. J.; Nickolaisen, S. L.; Salawitch, R. J.; Friedl, R. R.; Sander, S. P. Kinetics of the ClO self-reaction and 210 nm absorption cross section of the ClO dimer. *J. Phys. Chem. A* **2001**, *105*, 11226-11239, doi:10.1021/jp012429y.
- Boakes, G.; Mok, W. H. H.; Rowley, D. M. Kinetic studies of the ClO + ClO association reaction as a function of temperature and pressure. *Phys. Chem. Chem. Phys.* **2005**, *7*, 4102-4113, doi:10.1039/b510308h.
- Boyd, A. A.; Marston, G.; Wayne, R. P. Kinetic studies of the reaction between NO₃ and OClO at T = 300 K and P = 2-8 Torr. *J. Phys. Chem.* **1996**, *100*, 130-137.
- Breen, J. E.; Glass, G. P. The reaction of the hydroxyl radical with acetylene. *Int. J. Chem. Kinet.* **1971**, *3*, 145-153.
- Breheeny, C.; Hancock, G.; Morrell, C. The rate constant for the recombination reaction between CF₃ and O₂ measured between 2 and 110 Torr. *Z. Phys. Chem.* **2001**, *215*, 305-317.
- Bridier, I.; Caralp, F.; Loirat, H.; Lesclaux, R.; Veyret, B.; Becker, K. H.; Reimer, A.; Zabel, F. Kinetic and theoretical studies of the reactions CH₃C(O)O₂ + NO₂ + M ⇌ CH₃C(O)O₂NO₂ + M between 248 and 393 K and between 30 and 760 Torr. *J. Phys. Chem.* **1991**, *95*, 3594-3600.
- Bridier, I.; Lesclaux, R.; Veyret, B. Flash photolysis kinetic study of the equilibrium CH₃O₂ + NO₂ ↔ CH₃O₂NO₂. *Chem. Phys. Lett.* **1992**, *191*, 259-263.
- Broske, R.; Zabel, F. Kinetics of the gas-phase reaction of BrNO₂ with NO. *J. Phys. Chem. A* **1998**, *102*, 8626-8631.
- Brown, S. S.; Talukdar, R. K.; Ravishankara, A. R. Rate constants for the reaction OH + NO₂ + M → HNO₃ + M under atmospheric conditions. *Chem. Phys. Lett.* **1999**, *299*, 277-284.
- Brunning, J.; Stief, L. J. Pressure dependence of the absolute rate constant for the reaction Cl + C₂H₂ from 210-361 K. *J. Chem. Phys.* **1985**, *83*, 1005-1009.
- Buben, S. N.; Larin, I. K.; Messineva, N. A.; Trofimova, E. M. Measurement of the rate constant of the reaction I + NO₂ + M → INO₂ + M (M = He, N₂, Ar, O₂). *Kinetika i Kataliz* **1990**, *31*, 973.
- Bulatov, V. P.; Buloyan, A. A.; Cheskis, S. G.; Kozliner, M. Z.; Sarkisov, O. M.; Trostin, A. I. On the reaction of the NH₂ radical with ozone. *Chem. Phys. Lett.* **1980**, *74*, 288-292.
- Buras, Z. J.; Elsamra, R. M. I.; Green, W. H. Direct determination of the simplest Criegee intermediate (CH₂OO) self reaction rate. *J. Phys. Chem. Lett.* **2014**, *5*, 2224-2228, doi:10.1021/jz5008406.
- Buras, Z. J.; Elsamra, R. M. I.; Jalan, A.; Middaugh, J. E.; Green, W. H. Direct kinetic measurements of reactions between the simplest Criegee intermediate CH₂OO and alkenes. *J. Phys. Chem. A* **2014**, *118*, 1997-2006, doi:10.1021/jp4118985.
- Burkholder, J. B.; Hammer, P. D.; Howard, C. J. Product analysis of the OH + NO₂ + M reaction. *J. Phys. Chem.* **1987**, *91*, 2136-2144.
- Burkholder, J. B.; Mauldin, R. L.; Yokelson, R. J.; Solomon, S.; Ravishankara, A. R. Kinetic, thermodynamic, and spectroscopic study of Cl₂O₃. *J. Phys. Chem.* **1993**, *97*, 7597-7605.
- Burkholder, J. B.; Ravishankara, A. R. Rate coefficient for the reaction: O + NO₂ + M → NO₃ + M. *J. Phys. Chem. A* **2000**, *104*, 6752-6757, doi:10.1021/jp000169z.
- Burrows, J. P.; Tyndall, G. S.; Moortgat, G. K. Absorption spectrum of NO₃ and kinetics of the reactions of NO₃ with NO₂, Cl, and several stable atmospheric species at 298 K. *J. Phys. Chem.* **1985**, *89*, 4848-4856.
- Burrows, J. P.; Wallington, T. J.; Wayne, R. P. Kinetics of the gas-phase reactions of OH with NO₂ and with NO. *J. Chem. Soc. Faraday Trans. 2* **1983**, *79*, 111-122.
- Butkovskaya, N.; Kukui, A.; Le Bras, G. HNO₃ forming channel of the HO₂ + NO reaction as a function of pressure and temperature in the ranges of 72-600 Torr and 223-323 K. *J. Phys. Chem. A* **2007**, *111*, 9047-9053, doi:10.1021/jp074117m.
- Butkovskaya, N.; Rayez, M.-T.; Rayez, J.-C.; Kukui, A.; Le Bras, G. Water vapor effect on the HNO₃ yield in the HO₂ + NO reaction: Experimental and theoretical evidence. *J. Phys. Chem. A* **2009**, *113*, 11327-11342, doi:10.1021/jp811428p.
- Butkovskaya, N. I.; Kukui, A.; Pouvesle, N.; Le Bras, G. Formation of nitric acid in the gas-phase HO₂ + NO reaction: Effects of temperature and water vapor. *J. Phys. Chem. A* **2005**, *109*, 6509-6520, doi:10.1021/jp051534v.
- Butler, R.; Solomon, I. J.; Snelson, A. Pressure dependence of the CO + OH rate constant in O₂ + N₂ mixtures. *Chem. Phys. Lett.* **1978**, *54*, 19-24.
- Calvert, J. G.; Atkinson, R.; Kerr, J. A.; Madronich, S.; Moortgat, G. K.; Wallington, T. J.; Yarwood, G. *The Mechanisms of Atmospheric Oxidation of the Alkenes*; Oxford University Press: New York - Oxford, 2000.
- Campuzano-Jost, P.; Croce, A. E.; Hippler, H.; Siefke, M.; Troe, J. Kinetic and thermodynamic properties of the F + O₂ reaction system under high pressure and low temperature conditions. *J. Chem. Phys.* **1995**, *102*, 5317-5326.
- Cantrell, C. A.; Shetter, R. E.; Calvert, J. G.; Tyndall, G. S.; Orlando, J. J. Measurement of rate coefficients for the unimolecular decomposition of N₂O₅. *J. Phys. Chem.* **1993**, *97*, 9141-9148.
- Caralp, F.; Lesclaux, R. Rate constant for the reaction of the CFC₁₂ radical with oxygen in the pressure range 0.2-12 Torr at 298 K. *Chem. Phys. Lett.* **1983**, *102*, 54-58.

- Caralp, F.; Lesclaux, R.; Dognon, A. M. Kinetics of the reaction of CF₃ with O₂ over the temperature range 233-373 K. *Chem. Phys. Lett.* **1986**, *129*, 433-438.
- Caralp, F.; Lesclaux, R.; Rayez, M. T.; Rayez, J.-C.; Forst, W. Kinetics of the combination reactions of chlorofluoromethylperoxy radicals with NO₂ in the temperature range 233-373 K. *J. Chem. Soc. Faraday Trans. 2* **1988**, *84*, 569-585.
- Caralp, F., M-T. Rayez, W. Forst, N. Gomez, B. Delcroix, D. Fitschen and P. Devolder Kinetic and mechanistic study of the pressure and temperature dependence of the reaction CH₃O + NO. *J. Chem. Soc. Faraday Trans.* **1998**, *94*, 3321-3330.
- Carleton, K. J.; Kessler, W. J.; Marinelli, W. J. H + O₂ + M (= N₂, H₂O, Ar) three-body rate coefficients at 298-750 K. *J. Phys. Chem.* **1993**, *97*, 6412-6417.
- Chan, W. H.; Uselman, W. M.; Calvert, J. G.; Shaw, J. H. The pressure dependence of the rate constant for the reaction: HO + CO → H + CO₂. *Chem. Phys. Lett.* **1977**, *45*, 240-244.
- Chang, J. S.; Baldwin, A. C.; Golden, D. M. An explanation of the preferential formation of less stable isomers in three-body reactions: Cl + NO₂ + M; ClO + NO₂ + M. *J. Chem. Phys.* **1979**, *71*, 2021-2024.
- Chegodayev, P. P.; Tubikov, B. I. *Dokl. Akad. Nauk. SSSR* **1973**, *210*, 647-649.
- Chen, H. L.; Trainor, D. W.; Center, R. E.; Fyfe, W. T. A flash photolysis, infrared chemiluminescence study of the rate constant for the recombination reaction F + O₂ + M. *J. Chem. Phys.* **1977**, *66*, 5513-5519.
- Chen, J.; Young, V.; Zhu, T.; Niki, H. Long path Fourier transform infrared spectroscopic study of the reactions of CF₃OO and CF₃O radicals with NO₂. *J. Phys. Chem.* **1993**, *97*, 11696-11698.
- Christensen, L. E.; Okumura, M.; Sander, S. P.; Friedl, R. R.; Miller, C. E.; Sloan, J. J. Measurements of the rate constant of HO₂ + NO₂ + N₂ → HO₂NO₂ + N₂ using near-infrared wavelength-modulation spectroscopy and UV-visible absorption spectroscopy. *J. Phys. Chem. A* **2004**, *108*, 80-91, doi:10.1021/jp035905o.
- Christensen, L. E.; Okumura, M.; Sander, S. P.; Salawitch, R. J.; Toon, G. C.; Sen, B.; Blavier, J.-F.; Jucks, K. W. Kinetics of HO₂ + HO₂ → H₂O₂ + O₂: Implications for stratospheric H₂O₂. *Geophys. Res. Lett.* **2002**, *29*, 1299, doi:1029/2001GL014525.
- Clark, T. C.; Clyne, M. A. A.; Stedman, D. H. Mechanism of formation of triatomic molecules in atomic combination reactions Part 1.-Formation of ClNO and ClCO in reactions of atomic chlorine. *Trans. Faraday Soc.* **1966**, *62*, 3354-3365.
- Cleary, P. A.; Romero, M. T. B.; Blitz, M. A.; Heard, D. E.; Pilling, M. J.; Seakins, P. W.; Wang, L. Determination of the temperature and pressure dependence of the reaction OH + C₂H₄ from 200-400 K using experimental and master equation analyses. *Phys. Chem. Chem. Phys.* **2006**, *8*, 5633-5642, doi:10.1039/b612127f.
- Cobos, C. J.; Hippler, H.; Luther, K.; Ravishankara, A. R.; Troe, J. High-pressure falloff curves and specific rate constants for the reaction CH₃ + O₂ = CH₃O₂ = CH₃O + O. *J. Phys. Chem.* **1985**, *89*, 4332-4338, doi:10.1021/j100266a036.
- Cobos, C. J.; Hippler, H.; Troe, J. High-pressure falloff curves and specific rate constants for the reactions H + O = HO + O. *J. Phys. Chem.* **1985**, *89*, 342-349, doi:10.1021/j100248a033.
- Codnia, J.; Azcarate, M. L. Rate measurement of the reaction of CF₂Cl radicals with O₂. *Photochem. Photobiol.* **2006**, *82*, 755-762.
- Colussi, A. J. Formation and decay of (³P₁)O atoms in the laser flash photolysis of chlorine dioxide (OCIO) at 308 nm. *J. Phys. Chem.* **1990**, *94*, 8922-8926.
- Colussi, A. J.; Sander, S. P.; Friedl, R. R. Temperature dependence and mechanism of the reaction between O(³P) and chlorine dioxide. *J. Phys. Chem.* **1992**, *96*, 4442-4445.
- Connell, P. S.; Johnston, H. S. The thermal dissociation of N₂O₅ in N₂. *Geophys. Res. Lett.* **1979**, *6*, 553-556.
- Cooper, R.; Cumming, J. B.; Gordon, S.; Mulac, W. A. The reactions of the halomethyl radicals CCl₃ and CF₃ with oxygen. *Radiation Phys. Chem.* **1980**, *16*, 169-174.
- Cox, R. A. Photolysis of gaseous nitrous acid-A Technique for obtaining kinetic data on atmospheric photooxidation reactions. *Int. J. Chem. Kinet.* **1975**, *1*, 379-398.
- Cox, R. A.; Burrows, J. P.; Coker, G. B. Product formation in the association reaction of ClO with NO₂ investigated by diode laser kinetic spectroscopy. *Int. J. Chem. Kinet.* **1984**, *16*, 445-467.
- Cox, R. A.; Derwent, R. G. Kinetics of chlorine oxide radical reactions using modulated photolysis Part 1.- Disproportionation of ClO in the Cl₂ photosensitised decomposition of ozone. *J. Chem. Soc. Faraday Trans. 1* **1979**, *75*, 1635-1647.
- Cox, R. A.; Derwent, R. G.; Holt, P. M. Relative rate constants for the reactions of OH radicals with H₂, CH₄, CO, NO and HONO at atmospheric pressure and 296 K. *J. Chem. Soc. Faraday Trans. 1* **1976**, *72*, 2031-2043.
- Cox, R. A.; Lewis, R. Kinetics of chlorine oxide radical reactions using modulated photolysis Part 3.-Pressure and temperature dependence of the reaction: ClO + NO₂(+M) → ClONO₂(+M). *J. Chem. Soc. Faraday Trans. 1* **1979**, *75*, 2649-2661.
- Cox, R. A.; Munk, J.; Nielsen, O. J.; Pagsberg, P.; Ratajczak, E. Ultraviolet absorption spectra and kinetics of acetyl and acetylperoxy radicals. *Chem. Phys. Lett.* **1990**, *173*, 206-210.

- Cox, R. A.; Patrick, R. Kinetics of the reaction $\text{HO}_2 + \text{NO}_2(+\text{M}) = \text{HO}_2\text{NO}_2$ using molecular modulation spectrometry. *Int. J. Chem. Kinet.* **1979**, *11*, 635-648.
- Criegee, R. Mechanism of ozonolysis. *Angew. Chem. Int. Ed. Engl.* **1975**, *14*, 745-752, doi:10.1002/anie.197507451.
- Croce de Cobos, A. E.; Hippler, H.; Troe, J. Study of the recombination reaction $\text{NO}_2 + \text{NO}_3 + \text{M} \rightarrow \text{N}_2\text{O}_5 + \text{M}$ at high pressures. *J. Phys. Chem.* **1984**, *88*, 5083-5086, doi:10.1021/j150665a057.
- Croce de Cobos, A. E.; Troe, J. High-pressure range of the recombination $\text{O} + \text{O}_2 \rightarrow \text{O}_3$. *Int. J. Chem. Kinet.* **1984**, *16*, 1519-1530.
- D'Ottone, L.; Campuzano-Jost, P.; Bauer, D.; Hynes, A. J. A pulsed laser photolysis-pulsed laser induced fluorescence study of the kinetics of the gas-phase reaction of OH with NO_2 . *J. Phys. Chem. A* **2001**, *105*, 10538-10543, doi:10.1021/jp012250n.
- Daële, V.; Laverdet, G.; Le Bras, G.; Poulet, G. Kinetics of the reactions $\text{CH}_3\text{O} + \text{NO}$, $\text{CH}_3\text{O} + \text{NO}_3$, and $\text{CH}_3\text{O}_2 + \text{NO}_3$. *J. Phys. Chem.* **1995**, *99*, 1470-1477.
- Daële, V.; Ray, A.; Vassali, I.; Poulet, G.; Le Bras, G. Kinetic study of reactions of $\text{C}_2\text{H}_5\text{O}_2$ with NO at 298 K and 0.55 – 2 torr. *Int. J. Chem. Kinet.* **1995**, *27*, 1121-1133.
- Danis, F.; Caralp, F.; Masanet, J.; Lesclaux, R. Kinetics of the reaction $\text{BrO} + \text{NO}_2 + \text{M} \rightarrow \text{BrONO}_2 + \text{M}$ in the temperature range 263-343 K. *Chem. Phys. Lett.* **1990**, *167*, 450-456.
- Danis, F.; Caralp, F.; Rayez, M.; Lesclaux, R. Kinetic study of the reaction $\text{CCl}_3 + \text{O}_2 + \text{M} \rightarrow \text{CCl}_3\text{O}_2 + \text{M}$ from 1 to 760 Torr and from 233 to 333 K. *J. Phys. Chem.* **1991**, *95*, 7300-7307.
- Dasch, W.; Sternberg, K.-H.; Schindler, R. N. Pressure dependence of the reaction $\text{ClO} + \text{NO}_2 + \text{N}_2 \rightarrow \text{ClONO}_2 + \text{N}_2$ by laser flash photolysis. *Ber. Bunsenges. Phys. Chem.* **1981**, *85*, 611-615.
- Davidson, J. A.; Cantrell, C. A.; Shetter, R. E.; McDaniel, A. H.; Calvert, J. G. The NO_3 radical decomposition and NO_3 scavenging in the troposphere. *J. Geophys. Res.* **1990**, *95*, 13963-13969.
- Davis, D. D.; Fischer, S.; Schiff, R.; Watson, R. T.; Bollinger, W. A kinetic study of the reaction of OH radicals with two C_2 hydrocarbons: C_2H_4 and C_2H_2 . *J. Chem. Phys.* **1975**, *63*, 1707-1712.
- Davis, H. F.; Kim, B.; Johnston, H. S.; Lee, Y. T. Dissociation energy and photochemistry of NO_3 . *J. Phys. Chem.* **1993**, *97*, 2172-2180.
- Daykin, E. P.; Wine, P. H. Kinetics of the reactions of IO Radicals with NO and NO_2 . *J. Phys. Chem.* **1990**, *94*, 4528-4535, doi:10.1021/j100374a034.
- de Petris, G.; Rosi, M.; Troiani, A. Direct experimental observation of CS_2OH . *ChemPhysChem* **2006**, *7*, 2352-2357, doi:10.1002/cphc.200600515.
- DeMore, W. B. Rate constant for the OH + CO reaction: Pressure dependence and the effect of oxygen. *Int. J. Chem. Kinet.* **1984**, *16*, 1187-1200.
- DeMore, W. B.; Tschuikow-Roux, E. Ultraviolet spectrum and chemical reactivity of the ClO dimer. *J. Phys. Chem.* **1990**, *94*, 5856-5860.
- Destriau, M.; Troe, J. Thermal dissociation and recombination of alkyl and haloalkyl peroxytrates: An SACM modelling study. *Int. J. Chem. Kinet.* **1990**, *22*, 915-934.
- Diau, E. W.-G.; Lee, Y.-P. Detailed rate coefficients and the enthalpy change of the equilibrium reaction $\text{OH} + \text{C}_2\text{H}_4 \rightleftharpoons(\text{M}) \text{HOC}_2\text{H}_4$ over the temperature range 544-673 K. *J. Chem. Phys.* **1992**, *96*, 377-386.
- Diaz-de-Mera, Y.; Aranda, A.; Rodriguez, D.; López, R.; Cabañas, B.; Martinez, E. Gas-phase reactions of chlorine atoms and ClO radicals with dimethyl sulfide. Rate coefficients and temperature dependences. *J. Phys. Chem. A* **2002**, *106*, 8627-8633, doi:10.1021/jp014570c.
- Dillon, T. J.; Blitz, M. A.; Heard, D. E. Determination of the rate coefficients for the reactions $\text{IO} + \text{NO}_2 + \text{M}$ (Air) $\rightarrow \text{IONO}_2 + \text{M}$ and $\text{O}(^3\text{P}) + \text{NO}_2 \rightarrow \text{O}_2 + \text{NO}$ using laser-induced fluorescence spectroscopy. *J. Phys. Chem. A* **2006**, *110*, 6995-7002, doi:10.1021/jp057048p.
- Dixon, D. A.; Christie, K. O. Nitrosyl hypofluorite: Local density functional study of a problem case for theoretical methods. *J. Phys. Chem.* **1992**, *95*, 1018-1021.
- Dóbbé, S.; Lendvay, G.; Szilágyi, I.; Bérces, T. Kinetics and mechanism of the reaction of CH_3O with NO. *Int. J. Chem. Kinet.* **1994**, *26*, 887-901.
- Donahue, N. M.; Dubey, M. K.; Mohrschladt, R.; Demerjian, K.; Anderson, J. G. High-pressure flow study of the reactions $\text{OH} + \text{NO}_x \rightarrow \text{HONO}_x$: Errors in the falloff region. *J. Geophys. Res.* **1997**, *102*, 6159-6168.
- Donohoue, D. L.; Bauer, D.; Cossairt, B.; Hynes, A. J. Temperature and pressure dependent rate coefficients for the reaction of Hg with Br and the reaction of Br with Br: A pulsed laser photolysis-pulsed laser induced fluorescence study. *J. Phys. Chem. A* **2006**, *110*, 6623-6632, doi:10.1021/jp054688j.
- Dransfield, T. J.; Perkins, K. K.; Donahue, N. M.; Anderson, J. G.; Sprengnether, M. M.; Demerjian, K. Temperature and pressure dependent kinetics of the gas-phase reaction of the hydroxyl radical with nitrogen dioxide. *Geophys. Res. Lett.* **1999**, *26*, 687-690.
- Dreier, T.; Wolfrum, J. Direct study of the reaction of vibrationally excited CO molecules with OH radicals. *Proc. Combust. Inst.* **1980**, *18*, 801-809.

- Edney, E. O.; Kleindienst, T. E.; Corse, E. W. Room temperature rate constants for the reaction of OH with selected chlorinated and oxygenated hydrocarbons. *Int. J. Chem. Kinet.* **1986**, *18*, 1355-1371, doi:10.1002/kin.550181207.
- Elfers, G.; Zabel, F.; Becker, K. H. Determination of the rate constant ratio for the reactions of the ethylperoxy radical with NO and NO₂. *Chem. Phys. Lett.* **1990**, *168*, 14-19.
- Ellermann, T.; Sehested, J.; Nielson, O. J.; Pagsberg, P.; Wallington, T. J. Kinetics of the reaction of F atoms with O₂ and UV spectrum of FO₂ radicals in the gas phase at 295 K. *Chem. Phys. Lett.* **1994**, *218*, 287-294.
- Enami, S.; Nakano, Y.; Hashimoto, S.; Kawasaki, M.; Aloisio, S.; Francisco, J. S. Reactions of Cl atoms with dimethyl sulfide: A theoretical calculation and an experimental study with cavity ring-down spectroscopy. *J. Phys. Chem. A* **2004**, *108*, 7785-7789, doi:10.1021/jp049772y.
- Erler, K.; Field, D.; Zellner, R.; Smith, I. W. M. Recombination reaction between hydroxyl radicals and nitrogen dioxide. OH + NO₂ + M (= He, CO₂) in temperature range 213-300 K. *Ber. Bunsenges. Phys. Chem.* **1977**, *81*, 22-26.
- Eskola, A. J.; Wojcik-Pastuszka, D.; Ratajczak, E.; Timonen, R. S. Kinetics of the reactions of CH₂Br and CH₂I radicals with molecular oxygen at atmospheric temperatures. *Phys. Chem. Chem. Phys.* **2006**, *8*, 416-424, doi:10.1039/b516291b.
- Estupiñán, E. G.; Nicovich, J. M.; Li, J.; Cunnold, D. M.; Wine, P. H. Investigation of N₂O production from 266 and 532 nm laser flash photolysis of O₃/N₂/O₂ mixtures. *J. Phys. Chem. A* **2002**, *106*, 5880-5890, doi:10.1021/jp014242c.
- Fagerstrom, K.; Lund, A.; Mahmound, G.; Jodkowski, J. T.; Ratajczak, E. Pressure and temperature dependence of the gas-phase reaction between methyl and hydroxyl radicals. *Chem. Phys. Lett.* **1994**, *224*, 43-50.
- Fasano, D. M.; Nogar, N. S. Real-time kinetic study of the reaction F + NO₂. *J. Chem. Phys.* **1983**, *78*, 6688-6694.
- Fenter, F. F.; Lightfoot, P. D.; Caralp, F.; Lesclaux, R.; Niranen, J. T.; Gutman, D. Kinetics of the CHCl₂ and CH₂Cl association reactions with molecular oxygen between 298 and 448 K and from 1 to 760 Torr of total pressure. *J. Phys. Chem.* **1993**, *97*, 4695-4703.
- Fenter, F. F.; Lightfoot, P. D.; Niranen, J. T.; Gutman, D. Kinetics of the CCl₃ association reaction with molecular oxygen at 298 and 333 K and from 1 to 760 Torr of total pressure. *J. Phys. Chem.* **1993**, *97*, 5313-5320.
- Fernandes, R. X.; Luther, K.; Troe, J. Falloff curves for the reaction CH₃ + O₂ (+ M) → CH₃O₂ (+ M) in the pressure range 2-1000 Bar and the temperature range 300-700 K. *J. Phys. Chem. A* **2006**, *110*, 4442-4449, doi:10.1021/jp056850o.
- Fernandes, R. X.; Luther, K.; Troe, J.; Ushakov, V. G. Experimental and modelling study of the recombination reaction H + O₂ (+M) = HO₂ (+M) between 300 and 900 K, 1.5 and 950 bar, and in the bath gases M = He, Ar, and N₂. *Phys. Chem. Chem. Phys.* **2008**, *10*, 4313-4321, doi:10.1039/b804553d.
- Ferracci, V.; Rowley, D. M. Kinetic and thermochemical studies of the ClO + ClO + M ⇌ Cl₂O₂ + M reaction *Phys. Chem. Chem. Phys.* **2010**, *12*, 11596-11608, doi:10.1039/c0cp00308e.
- Fitschen, C.; Frenzel, A.; Imrik, K.; Devolder, P. Rate constants for the reactions of C₂H₅O, i-C₃H₇O, and n-C₃H₇O with NO and O₂ as a function of temperature. *Int. J. Chem. Kinet.* **1999**, *31*, 860-866.
- Fockenberg, C.; Somnitz, H.; Bednarek, G.; Zellner, R. Kinetic and mechanistic studies of the reactions of CF₃O radicals with NO and NO₂. *Ber. Bunsenges. Phys. Chem.* **1997**, *101*, 1411-1420.
- Forst, W., and F. Caralp Microcanonical variational theory of radical recombination by inversion of interpolate partition function Part 2.-CX₃ + O₂ (X = H, F, Cl). *J. Chem. Soc. Faraday Trans.* **1991**, *87*, 2307-2315.
- Forst, W.; Caralp, F. Microcanonical variational theory of radical recombination by inversion of interpolated partition function. 3. CX₃O₂ + NO₂ (X = H, F, Cl). *J. Phys. Chem.* **1992**, *96*, 6291-6298, doi:10.1021/j100194a036.
- Forster, R.; Frost, M.; Fulle, D.; Hamann, H. F.; Hippler, H.; Schlegel, T.; Troe, J. High pressure range of the addition of HO to HO, NO, NO₂, and CO. I. Saturated laser induced fluorescence measurements at 298 K. *J. Chem. Phys.* **1995**, *103*, 2949-2958, doi:10.1063/1.470482.
- Forte, E.; Hippler, H.; van den Bergh, H. INO thermodynamic properties and ultraviolet spectrum. *Int. J. Chem. Kinet.* **1981**, *13*, 1227-1233.
- Fowles, M.; Mitchell, D. N.; Morgan, J. W. L.; Wayne, R. P. Kinetics and photochemistry of NO₃ Part 2.-Kinetics of the reaction NO₂ + NO₃ + M. *J. Chem. Soc. Faraday Trans. 2* **1982**, *78*, 1239-1248.
- Friedl, R. R.; Sander, S. P.; Yung, Y. L. Chloryl nitrate: A novel product of the OClO + NO₃ + M recombination. *J. Phys. Chem.* **1992**, *96*, 7490-7493.
- Frost, M. J.; Smith, I. W. M. Rate constants for the reactions of CH₃O and C₂H₅O with NO₂ over a range of temperature and total pressure. *J. Chem. Soc. Faraday Trans.* **1990**, *86*, 1751-1756.
- Frost, M. J.; Smith, I. W. M. Rate Constants for the reactions of CH₃O and C₂H₅O with NO over a range of temperature and total pressure. *J. Chem. Soc. Faraday Trans.* **1990**, *86*, 1757-1762.
- Frost, M. J.; Smith, I. W. M. Corrigendum to rate constants for the reductions of CH₃O and C₂H₅O with NO₂ over a range of temperature and total pressure. *J. Chem. Soc. Faraday Trans* **1993**, *89*, 4251.

- Fulle, D.; Hamann, H. F.; Hippler, H.; Jansch, C. P. The high pressure range of the addition of OH to C₂H₂ and C₂H₄. *Ber. Bunsenges. Phys. Chem.* **1997**, *101*, 1433-1442.
- Fulle, D.; Hamann, H. F.; Hippler, H.; Troe, J. High-pressure range of the addition of HO to HO. III. Saturated laser-induced fluorescence measurements between 200 and 700 K. *J. Chem. Phys.* **1996**, *105*, 1001-1006.
- Fulle, D. H.; Hamann, H. F.; Hippler, H.; Troe, J. Temperature and pressure dependence of the addition reactions of HO to NO and to NO₂. IV. Saturated laser-induced fluorescence measurements up to 1400 bar. *J. Chem. Phys.* **1998**, *108*, 5391-5397.
- Gaedtke, H. K.; Hippler, K. Luther, and J. Troe Addition reactions of oxygen atoms at high pressures. *Proc. Combust. Inst.* **1973**, *14*, 295-303.
- Gao, Y. Q.; Marcus, R. A. An approximate theory of the ozone isotope effects: Rate constant ratios and pressure dependence. *J. Chem. Phys.* **2007**, *127*, 244316, doi:10.1063/1.2806189.
- Gleason, J. F.; Nesbitt, F. L.; Stief, L. J. Temperature dependence of the reaction between O(³P) and OCIO at low pressure. *J. Phys. Chem.* **1994**, *98*, 126-131, doi:10.1021/j100052a022.
- Golden, D. M. Reaction ClO + ClO → products: Modeling and parameterization for use in atmospheric models. *Int. J. Chem. Kinet.* **2003**, *35*, 206-211, doi:10.1002/kin.10120.
- Golden, D. M. Evaluating data for atmospheric models, an example: CH₃O₂ + NO₂ = CH₂O₂NO₂. *Int. J. Chem. Kinet.* **2005**, *37*, 625-632, doi:10.1002/kin.20104.
- Golden, D. M. Evaluating data for atmospheric models, an example: IO + NO₂ = IONO₂. *J. Phys. Chem. A* **2006**, *110*, 2940-2943, doi:10.1021/jp058221k.
- Golden, D. M. The reaction Cl + NO₂ → ClONO and ClNO₂. *J. Phys. Chem. A* **2007**, *111*, 6772-6780, doi:10.1021/jp069000x.
- Golden, D. M. Pressure dependent reactions for atmospheric and combustion models. *Chem. Soc. Rev.* **2008**, *37*, 717-731, doi:10.1039/b704259k.
- Golden, D. M. Evaluation of data for atmospheric models: ME/RRKM calculations on the combination reaction ClO + NO₂ → ClONO₂, a recurring issue. *Int. J. Chem. Kinet.* **2009**, *41*, 573-581, doi:10.1002/kin.20432.
- Golden, D. M. The reaction OH + C₂H₄: An example of rotational channel switching. *J. Phys. Chem. A* **2012**, *116*, 4259-4266, doi:10.1021/jp302009t.
- Golden, D. M.; Barker, J. R.; Lohr, L. L. Master equation models for the pressure- and temperature-dependent reactions HO + NO₂ → HONO₂ and HO + NO₂ → HOONO. *J. Phys. Chem. A* **2003**, *107*, 11057-11071, doi:10.1021/jp0353183.
- Golden, D. M.; Smith, G. P. Reaction of OH + NO₂ + M: A new view. *J. Phys. Chem. A* **2000**, *104*, 3991-3997, doi:10.1021/jp9939928.
- Goodsite, M. E.; Plane, J. M. C.; Skov, H. A theoretical study of the oxidation of Hg⁰ to HgBr₂ in the troposphere. *Environ. Sci. Technol.* **2004**, *38*, 1772-1776, doi:10.1021/es034680s.
- Goodsite, M. E.; Plane, J. M. C.; Skov, H. Correction to a theoretical study of the oxidation of Hg⁰ to HgBr₂ in the troposphere. *Environ. Sci. Technol.* **2012**, *46*, 5262-5262, doi:10.1021/es301201c.
- Gravestock, T. J.; Blitz, M. A.; Bloss, W. J.; Heard, D. E. A multidimensional study of the reaction CH₂I + O₂: Products and atmospheric implications. *ChemPhysChem* **2010**, *11*, 3928-3941, doi:10.1002/cphc.201000575.
- Green, T. J.; Islam, M.; Guest, P.; Hickson, K.; Canosa-Mas, C. E.; Wayne, R. P. A discharge-flow study of Cl₂O₃. *Phys. Chem. Chem. Phys.* **2003**, *5*, 5409-5418, doi:10.1039/b311005b.
- Greig, G.; Gunning, H. E.; Strausz, O. P. Reactions of metal atoms. II. The combination of mercury and bromine atoms and the dimerization of HgBr. *J. Chem. Phys.* **1970**, *52*, 3684-3690, doi:10.1063/1.1673544.
- Greiner, N. R. Hydroxyl radical kinetics by kinetic spectroscopy. VII. The reaction with ethylene in the range 300-500 °K. *J. Chem. Phys.* **1970**, *53*, 1284-1285.
- Grosjean, D. Photooxidation of methyl sulfide, ethyl sulfide, and methanethiol. *Environ. Sci. Technol.* **1984**, *18*, 460-468, doi:10.1021/es00124a013.
- Grosjean, D.; Grosjean, E.; Williams, E. L. Thermal decomposition of PAN, PPN and vinyl-PAN. *J. Air and Waste Manage. Assoc.* **1994**, *44*, 391-396.
- Gross, A.; Billing, G. D. Isotope effects on the rate constants for the processes O₂ + O → O + O₂ and O₂ + O + Ar → O₃ + Ar On a modified ground-state potential energy surface for ozone. *Chem. Phys.* **1997**, *217*, 1-18.
- Hahn, J.; Luther, K.; Troe, J. Experimental and theoretical study of the temperature and pressure dependences of the recombination reactions O + NO₂(+ M) → NO₃(+ M) and NO₂ + NO₃(+M) → N₂O₅(+M). *Phys. Chem. Chem. Phys.* **2000**, *2*, 5098-5104, doi:10.1039/b005756h.
- Handwerk, V.; Zellner, R. Pressure and temperature dependence of the reaction ClO + NO₂ (+N₂) → ClONO₂ (+N₂). *Ber. Bunsenges. Phys. Chem.* **1984**, *88*, 405-409.
- Harris, G. W.; Wayne, R. P. Reaction of hydroxyl radicals with NO, NO₂ and SO₂. *J. Chem. Soc. Faraday Trans. 1* **1975**, *71*, 610-617.

- Hassouna, M.; Delbos, E.; Devolder, P.; Viskolcz, B.; Fittschen, C. Rate and equilibrium constant of the reaction of 1-methylvinoyl radicals with O₂: CH₃COCH₂ + O₂ ↔ CH₃COCH₂O₂. *J. Phys. Chem. A* **2006**, *110*, 6667-6672, doi:10.1021/jp0558270.
- Hatakeyama, S.; Akimoto, H. Reactions of hydroxyl radicals with methanethiol, dimethyl sulfide, and dimethyl disulfide in air. *J. Phys. Chem.* **1983**, *87*, 2387-2395, doi:10.1021/j100236a029.
- Hathorn, B. C.; Marcus, R. A. An intramolecular theory of the mass-independent isotope effect for ozone. II. Numerical implementation at low pressures using a loose transition state. *J. Chem. Phys.* **2000**, *113*, 9497-9509.
- Hayman, G. D.; Davies, J. M.; Cox, R. A. Kinetics of the reaction ClO + ClO → products and its potential relevance to Antarctic ozone. *Geophys. Res. Lett.* **1986**, *13*, 1347-1350.
- Helmer, M.; Plane, J. M. C. A study of the reaction NaO₂ + O → NaO + O₂: Implications for the chemistry of sodium in the upper atmosphere. *J. Geophys. Res.* **1993**, *98*, 23207-23222.
- Hewitt, A. D.; Brahan, K. M.; Boone, G. D.; Hewitt, S. A. Kinetics and mechanism of the Cl + CO reaction in air. *Int. J. Chem. Kinet.* **1996**, *28*, 763-771.
- Hippler, H.; Nasterlack, S.; Striebel, F. Reaction of OH + NO₂ + M: Kinetic evidence of isomer formation. *Phys. Chem. Chem. Phys.* **2002**, *4*, 2959-2964, doi:10.1039/b201932a.
- Hippler, H.; Siefke, M.; Stark, H.; Troe, J. New studies of the unimolecular reaction NO₂ = O + NO. Part 1. High pressure range of the O + NO recombination between 200 and 400 K. *Phys. Chem. Chem. Phys.* **1999**, *1*, 57-61.
- Hippler, H.; Troe, J.; Willner, J. Temperature and pressure dependence of ozone formation rates in the range 1-1000 bar and 90-370 K. *J. Chem. Phys.* **1990**, *93*, 6560-6569.
- Hochanadel, C. J.; Ghormley, J. A.; Boyle, J. W.; Ogren, P. J. Absorption spectrum and rates of formation and decay of the CH₃O₂ radical. *J. Phys. Chem.* **1977**, *81*, 3-7, doi:10.1021/j100516a002.
- Hofzumahaus, A.; Stuhl, F. Rate constant of the reaction HO + CO in the presence of N₂ and O₂. *Ber. Bunsenges Phys. Chem.* **1984**, *88*, 557-561.
- Hölscher, D.; Zellner, R. LIF study of the reactions of the IO radical with NO and NO₂ over an extended range of temperature and pressure. *Phys. Chem. Chem. Phys.* **2002**, *4*, 1839-1845, doi:10.1039/b110084j.
- Howard, C. J. Rate constants for the gas-phase reactions of OH radicals with ethylene and halogenated ethylene compounds. *J. Chem. Phys.* **1976**, *65*, 4771-4777.
- Howard, C. J. Kinetics of the reaction of HO₂ with NO₂. *J. Chem. Phys.* **1977**, *67*, 5258-5263.
- Howard, C. J.; Evenson, K. M. Laser magnetic resonance study of the gas phase reactions of OH with CO, NO, and NO₂. *J. Chem. Phys.* **1974**, *61*, 1943-1952.
- Hsu, K. J.; Anderson, S. M.; Durant, J. L.; Kaufman, F. Rate constants for H + O₂ + M from 298 to 639 K for M = He, N₂, and H₂O. *J. Phys. Chem.* **1989**, *93*, 1018-1021, doi:10.1021/j100340a003.
- Hsu, K. J.; Durant, J. L.; Kaufman, F. Rate constants for H + O₂ + M at 298 K for M = He, N₂, and H₂O. *J. Phys. Chem.* **1987**, *91*, 1895-1899, doi:10.1021/j100291a043.
- Huang, H.; Eskola, A. J.; Taatjes, C. A. Pressure-dependent I-atom yield in the reaction of CH₂I with O₂ shows a remarkable apparent third-body efficiency for O₂. *J. Phys. Chem. Lett.* **2012**, *3*, 3399-3403, doi:10.1021/jz301585c.
- Huang, H.; Rotavera, B.; Eskola, A. J.; Taatjes, C. A. Correction to "Pressure-dependent I-atom yield in the reaction of CH₂I with O₂ shows a remarkable apparent third-body efficiency for O₂". *J. Phys. Chem. Lett.* **2013**, *4*, 3824-3824, doi:10.1021/jz402266q.
- Huie, R. E.; Herron, J. T.; Davis, D. D. Absolute rate constants for the reaction O + O₂ + M → O₃ + M over the temperature range 200-346°K. *J. Phys. Chem.* **1972**, *76*, 2653-2658.
- Husain, D.; Plane, J. M. C.; Slater, N. K. H. Kinetic investigation of the reactions of OH(X²Π) with the hydrogen halides, HCl, DCl, HBr and DBr by time-resolved resonance fluorescence (A²Σ⁺ - X²Π). *J. Chem. Soc. Faraday Trans. 2* **1981**, *77*, 1949-1962.
- Hynes, A. J.; Wine, P. H.; Nicovich, J. M. Kinetics and mechanism of the reaction of OH with CS₂ under atmospheric conditions. *J. Phys. Chem.* **1988**, *92*, 3846-3852, doi:10.1021/j100324a034.
- Hynes, A. J.; Wine, P. H.; Ravishankara, A. R. Kinetics of the OH + CO reaction under atmospheric conditions. *J. Geophys. Res.* **1986**, *91*, 11815-11820, doi:10.1029/JD091iD11p11815.
- Ide, T.; Nakayama, T.; Takahashi, K.; Matsumi, Y. Thermal decomposition rate of N₂O₅ measured by cavity ring-down spectroscopy. *Int. J. Chem. Kinetics* **2008**, *40*, 679-684, doi:10.1002/kin.20351.
- Imrik, K.; Farkas, E.; Vasvári, G.; Szilágyi, I.; Sarzyski, D.; Dóbbé, S.; Bérces, T.; Márta, F. Laser spectrometry and kinetics of selected elementary reactions of the acetyl radical. *Phys. Chem. Chem. Phys.* **2004**, *6*, 3958-3968, doi:10.1039/b404889j.
- Ingham, T.; Bauer, D.; Sander, R.; Crutzen, P. J.; Crowley, J. N. Kinetics and products of the reactions BrO + DMS and Br + DMS at 298 K. *J. Phys. Chem. A* **1999**, *103*, 7199-7209.
- IUPAC *J. Phys. Chem. Ref. Data* **1992**, *21*, 1125-1568.

- Ivanov, A. V.; Gershenzon, Y. M.; Gratpanche, F.; Devolder, P.; Saverysyn, J.-P. Heterogeneous loss of OH on NaCl and NH₄NO₃ at tropospheric temperatures. *Ann. Geophys.* **1996**, *14*, 659-664.
- Iyer, R. S.; Rogers, P. J.; Rowland, F. S. Thermal rate constant for addition of chlorine atoms to ethylene. *J. Phys. Chem.* **1983**, *87*, 3799-3801, doi:10.1021/j100243a001.
- Jenkin, M. E.; Cox, R. A. Kinetics study of the reactions IO + NO₂ + M → IONO₂ + M, IO + IO → products, and I + O₃ → IO + O₂. *J. Phys. Chem.* **1985**, *89*, 192-199, doi:10.1021/j100247a040.
- Johnston, H. S.; Cantrell, C. A.; Calvert, J. G. Unimolecular decomposition of NO₃ to form NO and O₂ and a review of N₂O₅/NO₃ kinetics. *J. Geophys. Res.* **1986**, *91*, 5159-5172.
- Johnston, H. S.; Morris, E. D., Jr.; Van den Bogaerde, J. Molecular modulation kinetic spectrometry. ClOO and ClO₂ radicals in the photolysis of chlorine in oxygen. *J. Am. Chem. Soc.* **1969**, *91*, 7712-7727.
- Jonah, C. D.; Mulac, W. A.; Zeglinski, P. Rate constants for the reaction of OH + CO, OD + CO, and OH + methane as a function of temperature. *J. Phys. Chem.* **1984**, *88*, 4100-4104, doi:10.1021/j150662a049.
- Kaiser, E. W.; Wallington, T. J. Kinetics of the reactions of chlorine atoms with C₂H₄ (k₁) and C₂H₂ (k₂): A determination of ΔH_{f,298}[°] for C₂H₃. *J. Phys. Chem.* **1996**, *100*, 4111-4119, doi:10.1021/jp953178u.
- Kaiser, E. W. Pressure dependence of the reaction Cl + C₂H₂ over the temperature range 230 to 370 K. *Int. J. Chem. Kinet.* **1992**, *24*, 179-189.
- Kaiser, E. W. Pressure dependence of the rate constants for the reactions CH₃ + O₂ and CH₃ + NO from 3 to 10⁴ Torr. *J. Phys. Chem.* **1993**, *97*, 11681-11688.
- Kaiser, E. W.; Lorkovic, I. M.; Wallington, T. J. Pressure dependence of the C₂H₄ yield in the reaction C₂H₅ + O₂. *J. Phys. Chem.* **1990**, *94*, 3352-3354.
- Kaiser, E. W.; Wallington, T. J. Comment on "Inverse kinetic isotope effect in the reaction of atomic chlorine with C₂H₄ and C₂D₄". *J. Phys. Chem. A* **1998**, *102*, 6054-6055.
- Kaiser, E. W.; Wallington, T. J.; Andino, J. M. Pressure dependence of the reaction C₂H₅ + O₂. *Chem. Phys. Lett.* **1990**, *168*, 309-313.
- Kaiser, E. W.; Wallington, T. J.; Hurley, M. D. Kinetic study of the reaction of chlorine atoms with CF₃I and the reactions of CF₃ radicals with O₂, Cl₂ and NO at 296 K. *Int. J. Chem. Kinet.* **1995**, *27*, 205-218.
- Kajimoto, O.; Cvetanovic, R. J. Formation of nitrous oxide in the reaction of O(¹D₂) atoms with nitrogen. *J. Chem. Phys.* **1976**, *64*, 1005-1015.
- Kaltsoyannis, N.; Plane, J. M. C. Quantum chemical calculations on a selection of iodine-containing species (IO, OIO, INO₃, (IO)₂, I₂O₃, I₂O₄ and I₂O₅) of importance in the atmosphere. *Phys. Chem. Chem. Phys.* **2008**, *10*, 1723-1733, doi:10.1039/b715687c.
- Kaye, J. A. Theoretical analysis of isotope effects on ozone formation in oxygen photochemistry. *J. Geophys. Res.* **1986**, *91*, 7865-7874.
- Keiffer, M.; Pilling, M. J.; Smith, M. J. C. Pressure and temperature dependence of the reaction CH₃ + O₂ + M → CH₃O₂ + M over the range 334 ≤ T/K ≤ 582. *J. Phys. Chem.* **1987**, *91*, 6028-6034, doi:10.1021/j100307a042.
- Kennedy, R. C.; Levy, J. B. Bistrifluoromethyl peroxide. II. Kinetics of the decomposition to carbonyl fluoride and trifluoromethyl hypofluorite. *J. Phys. Chem.* **1972**, *76*, 3480-3488.
- Khalizov, A. F.; Viswanathan, B.; Larregaray, P.; Ariya, P. A. A theoretical study on the reactions of Hg with halogens: Atmospheric implications. *J. Phys. Chem. A* **2003**, *107*, 6360-6365, doi:10.1021/jp0350722.
- Kim, P.; MacLean, D. I.; Valence, W. G. ESR spectroscopic studies of the kinetics of the F + NO + M and F₂ + NO reactions. *J. Phys. Chem.* **1980**, *84*, 1806-1810, doi:10.1021/j100451a013.
- Kircher, C. C.; Margitan, J. J.; Sander, S. P. Temperature and pressure dependence study of the reaction NO₂ + NO₃ + M → N₂O₅ + M. *J. Phys. Chem.* **1984**, *88*, 4370-4375.
- Kirchner, F.; Mayer-Figge, A.; Zabel, F.; Becker, K. H. Thermal stability of peroxy nitrates. *Int. J. Chem. Kinet.* **1999**, *31*, 127-144.
- Klais, O.; Anderson, P. C.; Kurylo, M. J. A reinvestigation of the temperature dependence of the rate constant for the reaction O + O₂ + M → O₃ + M (for M = O₂, N₂, and Ar) by the flash photolysis resonance fluorescence technique. *Int. J. Chem. Kinet.* **1980**, *12*, 469-490.
- Klein, T.; Barnes, I.; Becker, K. H.; Fink, E. H.; Zabel, F. Pressure dependence of the rate constants for the reactions of C₂H₄ and C₃H₈ with OH radicals at 295 K. *J. Phys. Chem.* **1984**, *88*, 5020-5025, doi:10.1021/j150665a046.
- Knyazev, V. D.; Kalinovski, I. J.; Slagle, I. R. Kinetics of the CH₂CH₂Cl ⇌ C₂H₄ + Cl reaction. *J. Phys. Chem. A* **1999**, *103*, 3216-3221.
- Köppenkaströ, D.; Zabel, F. Thermal decomposition of chlorofluoromethyl peroxy nitrates. *Int. J. Chem. Kinet.* **1991**, *23*, 1-15.
- Kovács, G.; Zádor, J.; Farkas, E.; Nádasdi, R.; Szilágyi, I.; Dóbbé, S.; Bérces, T.; Márta, F.; Lendvay, G. Kinetics and mechanism of the reactions of CH₃CO and CH₃C(O)CH₂ radicals with O₂. Low-pressure discharge flow experiments and quantum chemical computations. *Phys. Chem. Chem. Phys.* **2007**, *9*, 4142-4154, doi:10.1039/b706216h.

- Kreutter, K. D.; Nicovich, J. M.; Wine, P. H. Kinetics and thermochemistry of the $\text{Br}(^2\text{P}_{3/2}) + \text{NO}_2$ association reaction. *J. Phys. Chem.* **1991**, *95*, 4020-4028.
- Kreycy, S.; Camy-Peyret, C.; Chipperfield, M. P.; Dorf, M.; Feng, W.; Hossaini, R.; Kritten, L.; B. Werner; Pfeilsticker, K. Atmospheric test of the $J(\text{BrONO}_2)/k_{\text{BrO}+\text{NO}_2}$ ratio: implications for total stratospheric Br_y and bromine-mediated ozone loss. *Atmos. Chem. Phys.* **2013**, *13*, 6263-6274, doi:10.5194/acp-13-6263-2013.
- Kuo, C. H.; Lee, Y.-P. Kinetics of the reaction $\text{OH} + \text{C}_2\text{H}_4$ in He, N₂, and O₂ at low pressure. *J. Phys. Chem.* **1991**, *95*, 1253-1257.
- Kurylo, M. J. Absolute rate constants for the reaction $\text{H} + \text{O}_2 + \text{M} \rightarrow \text{HO}_2 + \text{M}$ over the temperature range 203-404 K. *J. Phys. Chem.* **1972**, *76*, 3518-3526.
- Kurylo, M. J.; Ouellette, P. A. Pressure dependence of the rate constant for the reaction $\text{HO}_2 + \text{NO}_2 + \text{M} \rightarrow \text{HO}_2\text{NO}_2 + \text{M}$ (M = N₂, O₂) at 298 K. *J. Phys. Chem.* **1986**, *90*, 441-444, doi:10.1021/j100275a018.
- Kurylo, M. J.; Ouellette, P. A. Rate constants for the reaction $\text{HO}_2 + \text{NO}_2 + \text{N}_2 \rightarrow \text{HO}_2\text{NO}_2 + \text{N}_2$: The temperature dependence of the falloff parameters. *J. Phys. Chem.* **1987**, *91*, 3365-3368, doi:10.1021/j100296a052.
- Laguna, G. A.; Baughcum, S. L. Real-time detection of methyl radicals by diode laser absorption at 608 cm⁻¹. *Chem. Phys. Lett.* **1982**, *88*, 568-571.
- Lai, L.-H.; Hsu, Y.-C.; Lee, Y.-P. The enthalpy change and the detailed rate coefficients of the equilibrium reaction $\text{OH} + \text{C}_2\text{H}_2 \rightleftharpoons (\text{M})\text{HOC}_2\text{H}_2$ over the temperature range 627-713 K. *J. Chem. Phys.* **1992**, *97*, 3092-3099.
- Laine, P. L.; Sohn, Y. S.; Nicovich, J. M.; McKee, M. L.; Wine, P. H. Kinetics of elementary steps in the reactions of atomic bromine with isoprene and 1,3-butadiene under atmospheric conditions. *J. Phys. Chem. A* **2012**, *116*, 6341-6357, doi:10.1021/jp212127v.
- Larin, I. K., D. V. Nevozhai, A. I. Spasskii, and E. M. Trofimova A study of the reaction $\text{IO} + \text{NO}_2 + \text{O}_2 \rightarrow \text{IONO}_2 + \text{O}_2$. *Kinetics and Catalysis* **1998**, *39*, 666-672.
- Laufer, A. H.; Bass, A. M. Rate constants of the combination of methyl radicals with nitric oxide and oxygen. *Int. J. Chem. Kinet.* **1975**, *7*, 639-648.
- Lee, F. S. C.; Rowland, F. S. Competitive radiotracer evaluation of relative rate constants at stratospheric temperatures for reactions of ³⁸Cl with CH₄ and C₂H₆ vs. CH₂=CHBr. *J. Phys. Chem.* **1977**, *81*, 86-87.
- Lee, J. H.; Michael, J. V.; Payne, W. A., Jr.; Stief, L. J. The temperature dependence of the rate constant for $\text{Cl} + \text{NO} + \text{N}_2 \rightarrow \text{NOCl} + \text{N}_2$. *J. Chem. Phys.* **1978**, *68*, 5410-5413.
- Lee, T. J. *Ab initio* characterization of ClNO₂, *cis*-ClONO, and *trans*-ClONO. *J. Phys. Chem.* **1994**, *98*, 111-115, doi:10.1021/j100052a019.
- Lee, T. J. Characterization of BrNO₂, *cis*-BrONO, and *trans*-BrONO. Implications for atmospheric chemistry. *J. Phys. Chem.* **1996**, *100*, 19847-19852.
- Lee, T. J.; Rice, J. E. FONO: A difficult case for theory and experiment. *J. Chem. Phys.* **1992**, *97*, 4223-4232.
- Lee, T. J.; Rohlfing, C. M.; Rice, J. E. An extensive *ab initio* study of the structures, vibrational spectra, quadratic force fields, and relative energetics of three isomers of Cl₂O₂. *J. Chem. Phys.* **1992**, *97*, 6593-6605.
- Lee, Y.-P.; Stimpfle, R. M.; Perry, R. A.; Mucha, J. A.; Evenson, K. M.; Jennings, D. A.; Howard, C. J. Laser magnetic resonance spectroscopy of ClO and kinetic studies of the reactions of ClO with NO and NO₂. *Int. J. Chem. Kinet.* **1982**, *14*, 711-732.
- Lee, Y.-Y.; Kao, W. C.; Lee, Y.-P. Kinetics of the reaction $\text{OH} + \text{SO}_2$ in He, N₂, and O₂ at low pressure. *J. Phys. Chem.* **1990**, *94*, 4535-4540.
- Lesar, A.; Prebil, S.; Mühlhäuser, M.; Hodošček, M. Conformational potential energy surface of BrOONO. *Chem. Phys. Lett.* **2002**, *368*, 399-407.
- Leu, M. T. Rate constants for the reaction of OH with SO₂ at low pressure. *J. Phys. Chem.* **1982**, *86*, 4558-4562, doi:10.1021/j100220a021.
- Leu, M. T. Kinetics of the reaction $\text{Cl} + \text{NO}_2 + \text{M}$. *Int. J. Chem. Kinet.* **1984**, *16*, 1311-1320.
- Li, W.-K., and M. L. McKee Theoretical study of OH and H₂O addition to SO₂. *J. Phys. Chem. A* **1997**, *101*, 9778-9782.
- Li, Z.; Francisco, J. S. Dissociation dynamics of perhaloalkoxy radicals. *J. Am. Chem. Soc.* **1989**, *111*, 5660-5667, doi:10.1021/ja00197a024.
- Lin, C. L.; Leu, M. T. Temperature and third-body dependence of the rate constant for the reaction $\text{O} + \text{O}_2 + \text{M} \rightarrow \text{O}_3 + \text{M}$. *Int. J. Chem. Kinet.* **1982**, *14*, 417-434.
- Liu, A.; Mulac, W. A.; Jonah, C. D. Temperature dependence of the rate constants of the reactions of OH radicals with C₂H₂ and C₂D₂ at 1 atm in Ar and from 333 to 1273 K. *J. Phys. Chem.* **1988**, *92*, 5942-5945, doi:10.1021/j100332a020.
- Liu, J. Y.; Barker, J. R. On the chaperon mechanism: Application to $\text{ClO} + \text{ClO} (+\text{N}_2) \rightarrow \text{ClOOC}l (+\text{N}_2)$. *J. Phys. Chem. A* **2007**, *111*, 8689-8698, doi:10.1021/jp072978p.
- Liu, Y.; Sander, S. P. Rate constants for the $\text{OH} + \text{CO}$ reaction over the temperature range 193-296 K. *J. Phys. Chem. A* **2015**, to be submitted.

- Lloyd, A. C.; Darnall, K. R.; Winer, A. M.; Pitts, J. N., Jr. Relative rate constants for reaction of the hydroxyl radical with a series of alkanes, alkenes, and aromatic hydrocarbons. *J. Phys. Chem.* **1976**, *80*, 789-794.
- Loison, J.-C.; Daranlot, J.; Bergeat, A.; Caralp, F.; Mereau, R.; Hickson, K. M. Gas-phase kinetics of hydroxyl radical reactions with C₃H₆ and C₄H₈: Product branching ratios and OH addition site-specificity. *J. Phys. Chem. A* **2010**, *114*, 13326-13336, doi:10.1021/jp107217.
- Loison, J.-C.; Daranlot, J.; Bergeat, A.; Caralp, F.; Mereau, R.; Hickson, K. M. Gas-phase kinetics of hydroxyl radical reactions with C₃H₆ and C₄H₈: Product branching ratios and OH addition site-specificity. *J. Phys. Chem. A* **2010**, *114*, 13326-13336, doi:10.1021/jp107217.
- Lovejoy, E. R. Kinetics and thermodynamics of the gas phase reaction SO₃ + NH₃ + N₂ ↔ H₃NSO₃ + N₂. *J. Phys. Chem. A* **1997**, *101*, 4950-4953.
- Lovejoy, E. R.; Hanson, D. R. Kinetics and products of the reaction SO₃ + NH₃ + N₂. *J. Phys. Chem.* **1996**, *100*, 4459-4465.
- Luther, K.; Oum, K.; Troe, J. Study of the recombination reaction CCl₃ + O₂ (+M) → CCl₃O₂ (+M) at pressures of 2-900 bar and temperatures of 260-346 K. *J. Phys. Chem. A* **2001**, *105*, 5535-5541, doi:10.1021/jp003844d.
- Lyman, J.; Holland, R. Oxygen fluoride chemical kinetics. *J. Phys. Chem.* **1988**, *92*, 7232-7241, doi:10.1021/j100337a015.
- Maguin, F.; Laverdet, G.; Le Bras, G.; Poulet, G. Kinetic study of the reactions IO + HO₂ and IO + NO₂ at 298 K. *J. Phys. Chem.* **1992**, *96*, 1775-1780, doi:10.1021/j100183a052.
- Maric, D.; Burrows, J. P. Formation of N₂O in the photolysis/photoexcitation of NO, NO₂ and air. *J. Photochem. Photobiol. A: Chem.* **1992**, *66*, 291-312.
- Maricq, M. M.; Szente, J. J.; Kaiser, E. W. A diode laser study of the Cl + C₂H₅ reaction. *J. Phys. Chem.* **1993**, *97*, 7970-7977.
- Marshall, P. Computational studies of the thermochemistry of the atmospheric iodine reservoirs HOI and IONO₂. *Advances in Quantum Chemistry* **2008**, 159-175.
- Marshall, P.; Narayan, A. S.; Fontijn, A. Kinetic and thermochemical studies of the recombination reaction Na + O₂ + N₂ from 590 to 1515 K by a modified high-temperature photochemistry technique. *J. Phys. Chem.* **1990**, *94*, 2998-3004.
- Martin, D.; Jourdain, J. L.; Le Bras, G. Kinetic study for the reactions of OH radicals with dimethylsulfide, diethylsulfide, tetrahydrothiophene, and thiophene. *Int. J. Chem. Kinet.* **1985**, *17*, 1247-1261.
- Martinez, E.; Albaladejo, J.; Jiménez, E.; Notario, A.; Mera, Y. D. d. Temperature dependence of the limiting low- and high-pressure rate constants for the CH₃O + NO₂ + He reaction over the 250-390 K temperature range. *Chem. Phys. Lett.* **2000**, *329*, 191-199.
- Masaki, A.; Tsunashima, N.; Washida, N. Rate constant for the reaction of CH₃O₂ with NO. *Chem. Phys. Lett.* **1994**, *218*, 523-528.
- Maurer, T., I. Barnes, and K. H. Becker FT-IR kinetic and product study of the Br-initiated oxidation of dimethyl sulfide. *Int. J. Chem. Kinet.* **1999**, *31*, 883-893.
- McCabe, D. C.; Gierczak, T.; Talukdar, R. K.; Ravishankara, A. R. Kinetics of the reaction OH + CO under atmospheric conditions. *Geophys. Res. Lett.* **2001**, *28*, 3135-3138.
- McCaulley, J. A.; Anderson, S. M.; Jeffries, J. B.; Kaufman, F. Kinetics of the reaction of CH₃O with NO₂. *Chem. Phys. Lett.* **1985**, *115*, 180-186.
- McCaulley, J. A.; Moyle, A. M.; Golde, M. F.; Anderson, S. M.; Kaufman, F. Kinetics of the reactions of CH₃O and CD₃O with NO. *J. Chem. Soc. Farad. Trans.* **1990**, *86*, 4001-4009.
- Mellouki, A.; Laverdet, G.; Jourdain, J. L.; Poulet, G. Kinetics of the reactions Br + NO₂ + M and I + NO₂ + M. *Int. J. Chem. Kinet.* **1989**, *21*, 1161.
- Mellouki, A.; Laverdet, G.; Jourdain, L.; Poulet, G. Kinetics of the reactions Br + NO₂ + M and I + NO₂ + M. *Int. J. Chem. Kinet.* **1989**, *21*, 1161-1172.
- Michael, J. V.; Nava, D. F.; Borkowski, R. P.; Payne, W. A.; Stief, L. J. Pressure dependence of the absolute rate constant for the reaction OH + C₂H₂ from 228 to 413 K. *J. Chem. Phys.* **1980**, *73*, 6108-6116.
- Michael, J. V.; Su, M.-C.; Sutherland, J. W.; Carroll, J. J.; Wagner, A. F. Rate constants for H + O₂ + M → HO₂ + M in seven bath gases. *J. Phys. Chem. A* **2002**, *106*, 5297-5313, doi:10.1021/jp020229w.
- Miller, J. A., and S. J. Klippenstein The reaction between ethyl and molecular oxygen II: Further analysis. *Int. J. Chem. Kinet.* **2001**, *33*, 654-668.
- Mineshos, G.; Glavas, S. Thermal decomposition of peroxypropionyl nitrate - Kinetics of the formation of nitrogenous products. *React. Kinet. Catal. Lett.* **1991**, *45*, 305-312.
- Miyoshi, A.; Matsui, H.; Washida, N. Detection and reactions of the HOCO radical in gas phase. *J. Chem. Phys.* **1994**, *100*, 3532-3539.
- Molina, M. J.; Molina, L. T.; Ishiwata, T. Kinetics of the ClO + NO₂ + M reaction. *J. Phys. Chem.* **1980**, *84*, 3100-3104, doi:10.1021/j100460a026.

- Mollner, A. K.; Valluvadasan, S.; Feng, L.; Sprague, M. K.; Okumura, M.; Milligan, D. B.; Bloss, W. J.; Sander, S. P.; Martien, P. T.; Harley, R. A.; McCoy, A. B.; Carter, W. P. L. Rate of gas phase association of hydroxyl radical and nitrogen dioxide. *Science* **2010**, *330*, 646-649, doi:10.1126/science.1193030.
- Moore, S. B.; Carr, R. W. Kinetics of the reactions of CF₂ClO₂ radicals with nitrogen dioxide. *J. Phys. Chem.* **1990**, *94*, 1393-1400.
- Morley, C.; Smith, I. W. M. Rate measurements of reactions of OH by resonance absorption .1. Reactions of OH with NO₂ and NO. *J. Chem. Soc. Faraday Trans. 2* **1972**, *68*, 1016-1030.
- Morris, E. D., Jr.; Niki, H. Reactivity of hydroxyl radicals with olefins. *J. Phys. Chem.* **1971**, *75*, 3640-3641, doi:10.1021/j100692a031.
- Morris, E. D.; Stedman, D. H.; Niki, H. Mass spectrometric study of the reactions of the hydroxyl radical with ethylene, propylene, and acetaldehyde in a discharge-flow system. *J. Am. Chem. Soc.* **1971**, *93*, 3570-3572, doi:10.1021/ja00744a004.
- Müller, M. A.; Yetter, R. A.; Dryer, F. L. Kinetic modeling of the CO/ H₂O/O₂/NO/SO₂ system: Implications for high-pressure fall-off in the SO₂ + O(+M) = SO₃(+M) reaction. *Int. J. Chem. Kinet.* **2000**, *32*, 317-339.
- Murrells, T. P.; Lovejoy, E. R.; Ravishankara, A. R. Oxidation of CS₂ by reaction with OH. 1. Equilibrium constant for the reaction OH + CS₂ ⇌ CS₂OH and the kinetics of the CS₂OH + O₂ reaction. *J. Phys. Chem.* **1990**, *94*, 2381-2386.
- Naidoo, J., A. Goumri, and P. Marshall A kinetic study of the reaction of atomic oxygen with SO₂. *Proc. Combust. Inst.* **2005**, *30*, 1219-1225, doi:10.1016/j.proci.2004.08.214.
- Nakano, Y., M. Goto, S. Hashimoto, M. Kawasaki, and T. J. Wallington Cavity ring-down spectroscopic study of the reactions of Br atoms and BrO radicals with dimethyl sulfide. *J. Phys. Chem. A* **2001**, *105*, 11045-11050, doi:10.1021/jp012326f.
- Nakano, Y.; Sadamori, K.; Hoshio, Y.; Ishiwata, T. Study of the pressure dependence of the rate constant of the reaction of NO₃ with NO₂. *Chem. Phys. Lett.* **2011**, *513*, 27-30, doi:10.1016/j.cplett.2011.07.060.
- Nguyen, T. L.; Xue, B.; Weston, R. E., Jr.; Barker, J. R.; Stanton, J. F. Reaction of HO with CO: Tunneling is indeed important *J. Phys. Chem. Lett.* **2012**, *3*, 1549-1553, doi:10.1021/jz300443a.
- Nicholas, J. E.; Norrish, R. G. W. Some reactions in the chlorine and oxygen system studied by flash photolysis. *Proc. Roy. Soc. A* **1968**, *307*, 391-397.
- Nickolaisen, S. L.; Friedl, R. R.; Sander, S. P. Kinetics and mechanism of the ClO + ClO reaction: Pressure and temperature dependences of the bimolecular and termolecular channels and thermal decomposition of chlorine peroxide, ClOOC1. *J. Phys. Chem.* **1994**, *98*, 155-169, doi:10.1021/j100052a027.
- Nicovich, J. M.; Kreutter, K. D.; Shackelford, C. J.; Wine, P. H. Thermochemistry and kinetics of the Cl + O₂ association reaction. *Chem. Phys. Lett.* **1991**, *179*, 367-373.
- Nicovich, J. M.; Kreutter, K. D.; Wine, P. H. Kinetics and thermochemistry of ClCO formation from the Cl + CO association reaction. *J. Chem. Phys.* **1990**, *92*, 3539-3544.
- Nicovich, J. M.; Wang, L.; McKee, M. L.; Wine, P. H. Kinetics and thermochemistry of the Cl(²P₁) + C₂Cl₄ association reaction. *J. Phys. Chem.* **1996**, *100*, 680-688, doi:10.1021/jp952396k.
- Nicovich, J. M.; Wine, P. H. Kinetics of the reactions of O(³P) and Cl(²P) with HBr and Br₂. *Int. J. Chem. Kinet.* **1990**, *22*, 379-397.
- Nielsen, O. J.; Jørgensen, O.; Donlon, M.; Sidebottom, H. W.; O'Farrell, D. J.; Treacy, J. Rate constants for the gas-phase reactions of OH radicals with nitroethene, 3-nitropropene and 1-nitrocyclohexene at 298 K and 1 atm. *Chem. Phys. Lett.* **1990**, *168*, 319-323, doi:10.1016/0009-2614(90)85618-M.
- Niki, H.; Maker, P. D.; Savage, C. M.; Breitenbach, L. P. Fourier transform IR spectroscopic observation of chlorine nitrite, ClONO, formed via Cl + NO₂(+M) → ClONO(+M). *Chem. Phys. Lett.* **1978**, *59*, 78-79.
- Niki, H.; Maker, P. D.; Savage, C. M.; Breitenbach, L. P. Fourier transform infrared spectroscopic study of the kinetics for the HO radical reaction of ¹³C¹⁶O and ¹²C¹⁸O. *J. Phys. Chem.* **1984**, *88*, 2116-2119, doi:10.1021/j150654a034.
- Nip, W. S.; Paraskevopoulos, G. Rates of OH radical reactions. VI. Reactions with C₃H₆, 1-C₄H₈ and 1-C₅H₁₀ at 297 K. *J. Chem. Phys.* **1979**, *71*, 2170-2174, doi:10.1063/1.438599.
- Nizkorodov, S. A.; Wennberg, P. O. First spectroscopic observation of gas-phase HOONO. *J. Phys. Chem. A* **2002**, *106*, 855-859, doi:10.1021/jp013598l.
- Nottingham, W. C.; Rudolph, R. N.; Andrews, K. P.; Moore, J. H.; Tossell, J. A. Flowtube reactor study of the association reactions of CHCl₂ and CCl₃ with O₂ at low pressure. *Int. J. Chem. Kinet.* **1994**, *26*, 749-756.
- Oguchi, T.; Miyoshi, A.; Koshi, M.; Matsui, H.; Washida, N. Kinetic study on reactions of 1- and 2-methylvinyloxy radicals with O₂. *J. Phys. Chem. A* **2000**, *105*, 378-382, doi:10.1021/jp001826q.
- Ohmori, K.; Yamasaki, K.; Matsui, H. Pressure dependence of the rate constant for the reaction of CH₃O + NO. *Bull. Chem. Soc. Jpn.* **1993**, *66*, 51-56.
- Ohta, T. Rate constants for the reactions of diolefins with OH radicals in the gas phase. Estimate of the rate constants from those for monoolefins. *J. Phys. Chem.* **1983**, *87*, 1209-1213.

- Ohta, T. Rate constants for the reactions of OH radicals with alkyl substituted olefins. *Int. J. Chem. Kinet.* **1984**, *16*, 879-886, doi:10.1002/kin.550160708.
- Orlando, J. J.; Burkholder, J. B. Identification of BrONO as the major product in the gas-phase reaction of Br with NO₂. *J. Phys. Chem. A* **2000**, *104*, 2048-2053, doi:10.1021/jp993713g.
- Orlando, J. J.; Tyndall, G. S. Rate coefficients for the thermal decomposition of BrONO₂ and the heat of formation of BrONO₂. *J. Phys. Chem.* **1996**, *100*, 19398-19405.
- Orlando, J. J.; Tyndall, G. S.; Calvert, J. G. Thermal decomposition pathways for peroxy-acetyl nitrate (PAN): Implications for atmospheric methyl nitrate levels. *Atmos. Environ.* **1992**, *26A*, 3111-3118.
- Orlando, J. J.; Tyndall, G. S.; Cantrell, C. A.; Calvert, J. G. Temperature and pressure dependence of the rate coefficient for the reaction NO₃ + NO₂ → N₂O₅ + N₂. *J. Chem. Soc. Faraday Trans.* **1991**, *87*, 2345-2349.
- Overend, R. P.; Paraskevopoulos, G. The question of a pressure effect in the reaction OH + CO at room temperature. *Chem. Phys. Lett.* **1977**, *49*, 109-111.
- Overend, R. P.; Paraskevopoulos, G. Rates of OH radical reactions. III. The reaction OH + C₂H₄ + M at 296 °K. *J. Chem. Phys.* **1977**, *67*, 674-679.
- Overend, R. P.; Paraskevopoulos, G.; Black, C. Rates of OH radical reactions. II. The combination reaction OH + NO + M. *J. Chem. Phys.* **1976**, *64*, 4149-4154.
- Pagsberg, P.; Bjergbakke, E.; Ratajczak, E.; Sillesen, A. Kinetics of the gas phase reaction OH + NO(+M) → HONO(+M) and the determination of the UV absorption cross sections of HONO. *Chem. Phys. Lett.* **1997**, *272*, 383-390.
- Pagsberg, P.; Ratajczak, E.; Sillesen, A.; Jodkowski, J. T. Spectrokinetic studies of the gas-phase equilibrium F + O₂ = FO₂ between 295 and 359 K. *Chem. Phys. Lett.* **1987**, *141*, 88-94.
- Pagsberg, P.; Sillesen, A.; Jodkowski, J. T.; Ratajczak, E. Kinetics of the F + NO₂ + M → FNO₂ + M reaction studied by pulse radiolysis combined with time-resolved IR and UV spectroscopy. *Chem. Phys. Lett.* **1996**, *252*, 165-171.
- Pagsberg, P.; Sillesen, A.; Jodkowski, J. T.; Ratajczak, E. Kinetics of the reaction F + NO + M → FNO + M studied by pulse radiolysis combined with time-resolved IR and UV spectroscopy. *Chem. Phys. Lett.* **1996**, *249*, 358-364.
- Pagsberg, P.; Sztuba, B.; Ratajczak, E.; Sillesen, A. Spectrokinetic studies of the gas phase reactions NH₂ + NO_x initiated by pulse radiolysis. *Acta Chem. Scand.* **1991**, *45*, 329-334.
- Papayannis, D. K.; Kosmas, A. M. Quantum mechanical characterization of (INO₃) isomers. *Chem. Phys. Lett.* **2004**, *398*, 75-81, doi:10.1016/j.cplett.2004.09.019.
- Paraskevopoulos, G.; Irwin, R. S. XV Informal Conference on Photochemistry, 1982, Stanford, CA.
- Paraskevopoulos, G.; Irwin, R. S. The pressure dependence of the rate constant of the reaction of OH radicals with CO. *J. Chem. Phys.* **1984**, *80*, 259-266.
- Paraskevopoulos, G.; Singleton, D. L.; Irwin, R. S. Rates of OH radical reactions. The reaction OH + SO₂ + N₂. *Chem. Phys. Lett.* **1983**, *100*, 83-87.
- Parr, A. D.; Wayne, R. P.; Hayman, G. D.; Jenkin, M. E.; Cox, R. A. The pressure dependence of the reaction between ClO and OClO at 226 K. *Geophys. Res. Lett.* **1990**, *17*, 2357-2360.
- Parthiban, P.; Lee, T. Ab initio investigation of the atmospheric molecule bromine nitrate: Equilibrium structure, vibrational spectrum, and heat of formation. *J. Chem. Phys.* **1998**, *109*, 525-530.
- Parthiban, S., T. J. Lee, S. Guha, and J. S. Francisco Theoretical study of chlorine nitrates: Implications for stratospheric chlorine chemistry. *J. Am. Chem. Soc.* **2003**, *125*, 10446-10458, doi:10.1021/ja010297g.
- Pastrana, A. V.; Carr, R. W., Jr. Kinetics of the reaction of hydroxyl radicals with ethylene, propylene, 1-butene, and trans-2-butene. *J. Phys. Chem.* **1975**, *79*, 765-770, doi:10.1021/j100575a001.
- Patrick, R.; Golden, D. M. Third-order rate constants of atmospheric importance. *Int. J. Chem. Kinet.* **1983**, *15*, 1189-1227.
- Peeters, J.; Boullart, W.; Pultau, V.; Vandenberg, S.; Vereecken, L. Structure-activity relationship for the addition of OH to (poly)alkenes: Site-specific and total rate constants. *J. Phys. Chem. A* **2007**, *111*, 1618-1631, doi:10.1021/jp066973o.
- Percival, C. J.; Smith, G. D.; Molina, L. T.; Molina, M. J. Temperature and pressure dependence of the rate constant for the ClO + NO₂ reaction. *J. Phys. Chem. A* **1997**, *101*, 8830-8833.
- Percival, D. T. R.-D., A. Bacak, A. Bardwell. In *International Gas Kinetics Symposium* Bristol, UK, 2004.
- Perry, R. A.; Atkinson, R.; Pitts, J. N., Jr. Kinetics of the reactions of OH radicals with C₂H₂ and CO. *J. Chem. Phys.* **1977**, *67*, 5577-5584.
- Perry, R. A.; Williamson, D. Pressure and temperature dependence of the OH radical reaction with acetylene. *Chem. Phys. Lett.* **1982**, *93*, 331-334.
- Pilling, M. J.; Smith, M. J. C. A laser flash photolysis study of the reaction CH₃ + O₂ → CH₃O₂ at 298 K. *J. Phys. Chem.* **1985**, *89*, 4713-4720, doi:10.1021/j100268a014.

- Pirraglia, A. N.; Michael, J. V.; Sutherland, J. W.; Klemm, R. B. A flash photolysis-shock tube kinetic study of the H atom reaction with O₂: $H + O_2 \rightleftharpoons OH + O$ (962 K $\leq T \leq$ 1705 K) and $H + O_2 + Ar \rightarrow HO_2 + Ar$ (746 K $\leq T \leq$ 987 K). *J. Phys. Chem.* **1989**, *93*, 282-291, doi:10.1021/j100338a058.
- Plane, J. M. C.; Rajasekhar, B. Kinetic study of the reactions $Na + O_2 + N_2$ and $Na + N_2O$ over an extended temperature range. *J. Phys. Chem.* **1989**, *93*, 3135-3140, doi:10.1021/j100345a051.
- Plumb, I. C.; Ryan, K. R. Kinetics of the reactions of CH₃ with O(³P) and O₂ at 295 K. *Int. J. Chem. Kinet.* **1982**, *14*, 861-874.
- Pollack, I. B., I. M. Konen, E. X. J. Li, and M. I. Lester Spectroscopic characterization of HOONO and its binding energy via infrared action spectroscopy. *J. Chem. Phys.* **2003**, *119*, 9981-9984, doi:10.1063/1.1624246.
- Poulet, G.; Barassin, J.; Le Bras, G.; Combourieu, J. Étude cinétique de la réaction du chlore atomique avec l'acétylène. *Bull. Soc. Chim. Fr.* **1973**, *1*, 1-6.
- Pratt, G. L.; Wood, S. W. Kinetics of the reaction of methyl radicals with oxygen. *J. Chem. Soc. Faraday Trans. 1* **1984**, *80*, 3419-3427.
- Ravishankara, A. R.; Eisele, F. L.; Wine, P. H. Pulsed laser photolysis-long path laser absorption kinetics study of the reaction of methylperoxy radicals with NO₂. *J. Chem. Phys.* **1980**, *73*, 3743-3749.
- Ravishankara, A. R.; Smith, G. J.; Davis, D. D. A kinetics study of the reaction of Cl with NO₂. *Int. J. Chem. Kinet.* **1988**, *20*, 811-814.
- Ravishankara, A. R.; Thompson, R. L. Kinetic study of the reaction of OH with CO from 250 to 1040 K. *Chem. Phys. Lett.* **1983**, *99*, 377-381.
- Ravishankara, A. R.; Wagner, S.; Fischer, S.; Smith, G.; Schiff, R.; Watson, R. T.; Tesi, G.; Davis, D. D. A kinetics study of the reactions of OH with several aromatic and olefinic compounds. *Int. J. Chem. Kinet.* **1978**, *10*, 783-804, doi:10.1002/kin.550100802.
- Rawlins, W. T.; Caledonia, G. E.; Armstrong, R. A. Dynamics of vibrationally excited ozone formed by three-body recombination. II. Kinetics and mechanism. *J. Chem. Phys.* **1987**, *87*, 5209-5213
- Rayez, M. T.; Destriau, M. Theoretical study of thermal dissociation and recombination reactions of XONO₂ (X=F, Cl, Br, or I). *Chem. Phys. Lett.* **1993**, *206*, 278-284.
- Resende, S. M.; Almeida, W. B. D. Theoretical study of the atmospheric reaction between dimethyl sulfide and chlorine atoms. *J. Phys. Chem. A* **1997**, *101*, 9738-9744.
- Resende, S. M.; De Almeida, W. B. Mechanism of the atmospheric reaction between the radical CH₃SCH₂ and O₂. *J. Phys. Chem. A* **1999**, *103*, 4191-4195.
- Roberts, J. M.; Bertman, S. B. The thermal decomposition of peroxyacetic nitric anhydride (PAN) and peroxyacrylic nitric anhydride (MPAN). *Int. J. Chem. Kinet.* **1992**, *24*, 297-307.
- Rogers, J. D. Rate constant measurements for the reaction of the hydroxyl radical with cyclohexene, cyclopentene, and glutaraldehyde. *Environ. Sci. Technol.* **1989**, *23*, 177-181, doi:10.1021/es00179a006.
- Russell, A. G.; Cass, G. R.; Seinfeld, J. H. On some aspects of nighttime atmospheric chemistry. *Environ. Sci. Technol.* **1986**, *20*, 1167-1172, doi:10.1021/es00153a013.
- Russell, J. J.; Setula, J. A.; Gutman, D.; Danis, F.; F. Caralp; Lightfoot, P. D.; Lesclaux, R.; Melius, C. F.; Senkan, S. M. Kinetics and thermochemistry of the equilibrium $CCl_3 + O_2 \leftrightarrow CCl_3O_2$. *J. Phys. Chem.* **1990**, *94*, 3277-3283.
- Ryan, K. R.; Plumb, I. C. Kinetics of the reactions of CF₃ with O(³P) and O₂ at 295 K. *J. Phys. Chem.* **1982**, *86*, 4678-4683, doi:10.1021/j100221a008.
- Ryan, K. R.; Plumb, I. C. Kinetics of the reactions of CCl₃ with O and O₂ and of CCl₃O₂ with NO at 295 K. *Int. J. Chem. Kinet.* **1984**, *16*, 591-602.
- Sander, S. P.; Finlayson-Pitts, B. J.; Friedl, R. R.; Golden, D. M.; Huie, R. E.; Kolb, C. E.; Kurylo, M. J.; Molina, M. J.; Moortgat, G. K.; Orkin, V. L.; Ravishankara, A. R. Chemical Kinetics and Photochemical Data for Use in Atmospheric Studies, Evaluation Number 14, Jet Propulsion Laboratory Pasadena, JPL Publication 02-25, 2002, <http://jpldataeval.jpl.nasa.gov>.
- Sander, S. P.; Friedl, R. P.; Yung, Y. L. Role of the ClO dimer in polar stratospheric chemistry; rate of formation and implications for ozone loss. *Science* **1989**, *245*, 1095-1098.
- Sander, S. P.; Peterson, M. Kinetics of the reaction $HO_2 + NO_2 + M \rightarrow HO_2NO_2 + M$. *J. Phys. Chem.* **1984**, *88*, 1566-1571, doi:10.1021/j150652a025.
- Sander, S. P.; Ray, G. W.; Watson, R. T. Kinetics study of the pressure dependence of the BrO + NO₂ reaction at 298 K. *J. Phys. Chem.* **1981**, *85*, 199-210, doi:10.1021/j150602a018.
- Sander, S. P.; Watson, R. T. Kinetic studies of the reactions of CH₃O₂ with NO, NO₂, and CH₃O₂ at 298 K. *J. Phys. Chem.* **1980**, *84*, 1664-1674, doi:10.1021/j100450a002.
- Savarino, J.; Thiemens, M. Mass-independent oxygen isotope (¹⁶O, ¹⁷O, ¹⁸O) fractionation found in H_x, O_x reactions. *J. Phys. Chem. A* **1999**, *103*, 9221-9229.
- Sayin, H.; McKee, M. L. Theoretical study of the mechanism of NO₂ production from NO + ClO. *J. Phys. Chem. A* **2005**, *109*, 4736-4743, doi:10.1021/jp050695w.

- Schieferstein, M.; Kohse-Höinghaus, K.; Stuhl, F. Temperature dependence of the rate constants of the reaction $O + NO + M \rightarrow NO_2 + M$ ($M = He, NO, N_2, CH_4$). *Ber. Bunsenges. Phys. Chem.* **1983**, *87*, 361-366.
- Schinke, R.; Grebenshchikov, S. Y.; Ivanov, M. V.; Fleurat-Lessard, P. Dynamical studies of the ozone isotope effect: A status report. *Ann. Rev. Phys. Chem.* **2006**, *57*, 625-661, doi:10.1146/annurev.physchem.57.032905.104542.
- Schmidt, V.; Zhu, G. Y.; Becker, K. H.; Fink, E. H. Study of OH reactions at high-pressures by excimer laser photolysis-dye laser fluorescence. *Ber. Bunsenges. Phys. Chem.* **1985**, *89*, 321-322.
- Schurath, U.; Wipprecht, V. 1st European Symposium on Physico-Chemical Behavior of Atmospheric Pollutants, 1979, Ispra.
- Seefeld, S.; Kinnison, D. J.; Kerr, J. A. Relative rate study of the reactions of acetylperoxy radicals with NO and NO₂: Peroxyacetyl nitrate formation under laboratory conditions related to the troposphere. *J. Phys. Chem. A* **1997**, *101*, 55-59.
- Seeley, J. V.; Jayne, J. T.; Molina, M. J. Kinetic studies of chlorine atom reactions using the turbulent flow tube technique. *J. Phys. Chem.* **1996**, *100*, 4019-4025.
- Sehested, J.; Christensen, L. K.; Mogelberg, T.; Nielsen, O. J.; Wallington, T. J.; Guschin, A.; Orlando, J. J.; Tyndall, G. S. Absolute and relative rate constants for the reactions $CH_3C(O)O_2 + NO$ and $CH_3C(O)O_2 + NO_2$ and thermal stability of $CH_3C(O)O_2NO_2$. *J. Phys. Chem. A* **1998**, *102*, 1779-1789.
- Sellevåg, S. R.; Georgievskii, Y.; Miller, J. A. The temperature and pressure dependence of the reactions $H + O_2 (+M) \rightarrow HO_2 (+M)$ and $H + OH (+M) \rightarrow H_2O (+M)$. *J. Phys. Chem. A* **2008**, *112*, 5085-5095, doi:10.1021/jp711800z.
- Sellevåg, S. R.; Georgievskii, Y.; Miller, J. A. Kinetics of the gas-phase recombination reaction of hydroxyl radicals to form hydrogen peroxide. *J. Phys. Chem. A* **2009**, *113*, 4457-4467, doi:10.1021/jp8110524.
- Selzer, E. A.; Bayes, K. D. Pressure dependence of the rate of reaction of methyl radicals with O₂. *J. Phys. Chem.* **1983**, *87*, 392-394, doi:10.1021/j100226a007.
- Senosiain, J. P., C. B. Musgrave and D. M. Golden Temperature and pressure dependence of the reaction of OH and CO: Master equation modeling on a high-level potential energy surface. *Int. J. Chem. Kinet.* **2003**, *35*, 464-474, doi:10.1002/kin.10144.
- Senosiain, J. P.; Klippenstein, S. J.; Miller, J. A. The reaction of acetylene with hydroxyl radicals. *J. Phys. Chem. A* **2005**, *109*, 6045-6055 doi:10.1021/jp050737g.
- Shamonina, N. F.; Kotov, A. G. *Kinet. i Kataliz.* **1979**, *20*, 233.
- Sharkey, P.; Sims, I. R.; Smith, I. W. M.; Bocherl, P.; Rowe, B. R. Pressure and temperature dependence of the rate constants for the association reaction OH radicals with NO between 301 and 23 K. *J. Chem. Soc. Faraday Trans.* **1994**, *90*, 3609-3616.
- Shen, G.; Suto, M.; Lee, L. C. Reaction rate constant of $SO_3 + NH_3$ in the gas phase. *J. Geophys. Res.* **1990**, *95*, 13981-13984.
- Sheng, C. Y., J. W. Bozzelli, A. M. Dean, and A. Y. Chang Detailed kinetics and thermochemistry of $C_2H_5 + O_2$: Reaction kinetics of the chemically-activated and stabilized $CH_3CH_2OO\bullet$ adduct. *J. Phys. Chem. A* **2002**, *106*, 7276-7293, doi:10.1021/jp014540+.
- Shepler, B. C.; Balabanov, N. B.; Peterson, K. A. $Hg + Br \rightarrow HgBr$ recombination and collision-induced dissociation dynamics. *J. Chem. Phys.* **2007**, *107*, 164304, doi:10.1063/1.2777142.
- Sheps, L. Absolute ultraviolet absorption spectrum of a Criegee intermediate CH_2OO . *J. Phys. Chem. Lett.* **2013**, *4*, 4201-4205, doi:10.1021/jz402191w.
- Silver, J. A.; Zahniser, M. S.; Stanton, A. C.; Kolb, C. E. Temperature dependent termolecular reaction rate constants for potassium and sodium superoxide formation. *Proc. Combust. Inst.* **1984**, *20*, 605-612.
- Simonaitis, R.; Heicklen, J. Temperature dependence of the reactions of HO₂ with NO and NO₂. *Int. J. Chem. Kinet.* **1978**, *10*, 67-87.
- Sims, I. R.; Smith, I. W. M.; Bocherel, P.; Defrance, A.; Travers, D.; Rowe, B. R. Ultra-low temperature kinetics of neutral-neutral reactions: Rate constants for the reactions of OH radicals with butenes between 295 and 23 K. *J. Chem. Soc. Faraday Trans.* **1994**, *90*, 1473-1478, doi:10.1039/FT9949001473.
- Skolnik, E. D.; Veysey, M. G.; Ahmed, M. G.; Jones, W. E. Rate constants for the reaction of fluorine atoms with nitric oxide in the presence of various third bodies. *Can. J. Chem.* **1975**, *53*, 3188-3193.
- Slanina, Z.; Uhlík, F. An estimation of dimerization energetics of the ClO radical. *Chem. Phys. Lett.* **1991**, *182*, 51-56.
- Smith, C. A.; Ravishankara, A. R.; Wine, P. H. Kinetics of the reaction $NO_2 + NO_3 + M$ at low pressures and 298 K. *J. Phys. Chem.* **1985**, *89*, 1423-1427, doi:10.1021/j100254a024.
- Smith, G. P.; Fairchild, P. W.; Crosley, D. R. The pressure and temperature dependence of the $OH + C_2H_2$ reaction above 800 K. *J. Chem. Phys.* **1984**, *81*, 2667-2677.
- Smith, I. W. M.; Wrigley, D. J. Time-resolved vibrational chemiluminescence: Rate constants for the reaction $F + HCl \rightarrow HF + Cl$ and for the relaxation of $HF(v=3)$ by HCl, CO₂, N₂O, CO, N₂ and O₂. *Chem. Phys. Lett.* **1980**, *70*, 481-486.

- Smith, I. W. M.; Wrigley, D. J. Time resolved vibrational chemiluminescence: Rate constants for the reactions $F + HBr, HI \rightarrow HF + Br, I$ and for the relaxation of $HF(v=4)$ and $HF(v=6)$ by $HBr, HI, CO_2, N_2O, CO, N_2$ and O_2 . *Chem. Phys.* **1981**, *63*, 321-336.
- Smith, I. W. M.; Zellner, R. Rate measurements of reactions of OH by resonance absorption Part 2.-Reactions of OH with CO, C_2H_4 and C_2H_2 . *J. Chem. Soc. Faraday Trans. 2* **1973**, *69*, 1617-1627.
- Sørensen, M.; Kaiser, E. W.; Hurley, M. D.; Wallington, T. J.; Nielsen, O. J. Kinetics of the reaction of OH radicals with acetylene in 25–8000 Torr of air at 296 K. *Int. J. Chem. Kinet.* **2003**, *35*, 191-197, doi:10.1002/kin.10119.
- Spangenberg, T.; Kohler, S.; Hansmann, B.; Wachsmuth, U.; Abel, B.; Smith, M. A. Low-temperature reactions of OH radicals with propene and isoprene in pulsed Laval nozzle expansions. *J. Phys. Chem. A* **2004**, *108*, 7527-7534, doi:10.1021/jp031228m.
- Stanton, J. F.; Rittby, C. M. L.; Bartlett, R. J.; Toohey, D. W. Low-lying isomers of the chlorine oxide dimer: A theoretical study. *J. Phys. Chem.* **1991**, *95*, 2107-2110.
- Stickel, R. E.; Nicovich, J. M.; Wang, S.; Zhao, Z.; Wine, P. H. Kinetic and mechanistic study of the reaction of atomic chlorine with dimethyl sulfide. *J. Phys. Chem.* **1992**, *96*, 9875-9883, doi:10.1021/j100203a055.
- Stone, D.; Blitz, M.; Daubney, L.; Ingham, T.; Seakins, P. CH_2OO Criegee biradical yields following photolysis of CH_2I_2 in O_2 . *Phys. Chem. Chem. Phys.* **2013**, *15*, 19119-19124, doi:10.1039/c3cp52466c.
- Stuhl, F.; Niki, H. Flash Photochemical Study of the Reaction $OH + NO + M$ Using Resonance Fluorescent Detection of OH. *J. Chem. Phys.* **1972**, *57*, 3677-3679, doi:10.1063/1.1678826.
- Stutz, J.; Ezell, M. J.; Finlayson-Pitts, B. J. Inverse kinetic isotope effect in the reaction of atomic chlorine with C_2H_4 and C_2D_4 . *J. Phys. Chem. A* **1997**, *101*, 9187-9190.
- Su, Y.-T.; Lin, H.-Y.; Putikam, R.; Matsui, H.; Lin, M. C.; Lee, Y.-P. Extremely rapid self-reaction of the simplest Criegee intermediate CH_2OO and its implications in atmospheric chemistry. *Nat. Chem.* **2014**, *6*, 477-483, doi:10.1038/NCHEM.1890.
- Taylor, S. E.; Goddard, A.; Blitz, M. A.; Cleary, P. A.; Heard, D. E. Pulsed Laval nozzle study of the kinetics of OH with unsaturated hydrocarbons at very low temperatures. *Phys. Chem. Chem. Phys.* **2008**, *10*, 422-437, doi:10.1039/b711411g.
- Thorn, R. P.; Daykin, E. P.; Wine, P. H. Kinetics of the $BrO + NO_2$ association reaction. Temperature and pressure dependence in the falloff regime. *Int. J. Chem. Kinet.* **1993**, *25*, 521-537.
- Thuner, L. P.; Barnes, I.; Becker, K. H.; Wallington, T. J.; Christensen, L. K.; Orlando, J. J.; Ramacher, B. Atmospheric chemistry of tetrachloroethene ($Cl_2C=CCl_2$): Products of chlorine atom initiated oxidation. *J. Phys. Chem. A* **1999**, *103*, 8657-8663.
- Ting, W.-L.; Chang, C.-H.; Lee, Y.-F.; Matsui, H.; Lee, Y.-P.; Lin, J. J.-M. Detailed mechanism of the $CH_2I + O_2$ reaction: Yield and self-reaction of the simplest Criegee intermediate CH_2OO . *J. Chem. Phys.* **2014**, *141*, 104308, doi:10.1063/1.4894405.
- Trainor, D. W.; von Rosenberg, C. W., Jr. Flash photolysis study of the gas phase recombination of hydroxyl radicals. *J. Chem. Phys.* **1974**, *61*, 1010-1015, doi:10.1063/1.1681968.
- Troe, J. Theory of thermal unimolecular reactions at low pressures. I. Solutions of the master equation. *J. Chem. Phys.* **1977**, *66*, 4745-4757.
- Troe, J. "Modeling the temperature and pressure dependence of the reaction $HO + CO = HOCO = H + CO_2$ "; Twenty-Seventh Symposium (International) on Combustion, 1998.
- Troe, J. Detailed modeling of the temperature and pressure dependence of the reaction $H + O_2 (+M) \rightarrow HO_2 (+M)$. *Proc. Combust. Inst.* **2001**, *28*, 1463-1469.
- Troe, J. Toward a quantitative analysis of association reactions in the atmosphere. *Chem. Rev.* **2003**, *104*, 4565-4576, doi:10.1021/cr020514b.
- Trolier, M.; Mauldin, R. L., III; Ravishankara, A. R. Rate coefficient for the termolecular channel of the self-reaction of ClO. *J. Phys. Chem.* **1990**, *94*, 4896-4907.
- Tucceri, M. E.; Dillon, T. J.; Crowley, J. N. A laser photolysis-resonance fluorescence study of the reactions: $I + O_3 \rightarrow IO + O_2, O + I_2 \rightarrow IO + I$, and $I + NO_2 + M \rightarrow INO_2 + M$ at 298 K. *Phys. Chem. Chem. Phys.* **2005**, *10*, 1657-1663, doi:10.1039/b502844b.
- Tully, F. P. Laser photolysis/laser-induced fluorescence study of the reaction of hydroxyl radical with ethylene. *Chem. Phys. Lett.* **1983**, *96*, 148-153.
- Tully, F. P.; Goldsmith, J. E. M. Kinetic study of the hydroxyl radical-propene reaction. *Chem. Phys. Lett.* **1985**, *116*, 345-352, doi:10.1016/0009-2614(85)80182-2.
- Turnipseed, A. A.; Barone, S. B.; Ravishankara, A. R. Observation of CH_3S addition to O_2 in the gas phase. *J. Phys. Chem.* **1992**, *96*, 7502-7505.
- Turnipseed, A. A.; Barone, S. B.; Jensen, N. R.; Hanson, D. R.; Howard, C. J.; Ravishankara, A. R. Kinetics of the reactions of CF_3O radicals with CO and H_2O . *J. Phys. Chem.* **1995**, *99*, 6000-6009.
- Urbanski, S. P.; Wine, P. H. Spectroscopic and kinetic study of the $Cl-S(CH_3)_2$ adduct. *J. Phys. Chem. A* **1999**, *103*, 10935-10944.

- Vakhtin, A. B.; Lee, S.; Heard, D. E.; Smith, I. W. M.; Leone, S. R. Low-temperature kinetics of reactions of the OH radical with propene and 1-butene studied by a pulsed laval nozzle apparatus combined with laser-induced fluorescence. *J. Phys. Chem. A* **2001**, *105*, 7889-7895, doi:10.1021/jp010809d.
- Vakhtin, A. B.; Murphy, J. E.; Leone, S. R. Low-temperature kinetics of reactions of OH radical with ethene, propene, and 1-butene. *J. Phys. Chem. A* **2003**, *107*, 10055-10062, doi:10.1021/jp030230a.
- van den Bergh, H.; Benoit-Guyot, N.; Troe, J. Collisional energy transfer in the reactions $I + NO + M \rightarrow INO + M$ and $I + NO_2 + M \rightarrow INO_2 + M$. *Int. J. Chem. Kinet.* **1977**, *9*, 223-234.
- van den Bergh, H.; Troe, J. Kinetic and thermodynamic properties of INO and INO₂ intermediate complexes in iodine recombination. *J. Chem. Phys.* **1976**, *64*, 736-742, doi:10.1063/1.432220.
- van den Bergh, H. E.; Callear, A. B. Spectroscopic measurement of the rate of the gas-phase combination of methyl radicals with nitric oxide and oxygen at 295 K. *Trans. Faraday Soc.* **1971**, *67*, 2017-2024.
- Vereecken, L.; Harder, H.; Novelli, A. The reactions of Criegee intermediates with alkenes, ozone, and carbonyl oxides. *Phys. Chem. Chem. Phys.* **2014**, *16*, 4039-4049, doi:10.1039/c3cp54514h.
- Viggiano, A. A.; Davidson, J. A.; Fehsenfeld, F. C.; Ferguson, E. E. Rate constants for the collisional dissociation of N₂O₅ by N₂. *J. Chem. Phys.* **1981**, *74*, 6113-6125.
- Vinckier, C.; Dumoulin, A.; DeJaegere, S. Kinetic study of the $Na + O_2 + He$ reaction in the temperature range 392-777 K. *J. Chem. Soc. Faraday Trans.* **1991**, *87*, 1075-1081.
- von Ahsen, S.; Wilner, H.; Francisco, J. S. Thermal decomposition of peroxy acetyl nitrate CH₃C(O)OONO₂. *J. Chem. Phys.* **2004**, *121*, 2048-2057, doi:10.1063/1.1767813.
- Wagner, A. F.; Slagle, I. R.; Sarzynski, D.; Gutman, D. Experimental and theoretical studies of the C₂H₅ + O₂ reaction kinetics. *J. Phys. Chem.* **1990**, *94*, 1853-1864.
- Walker, R. W. Ph.D, Ph.D Thesis, Queen Mary College University of London, 1972.
- Wallington, T. J. Kinetics of the gas phase reaction of OH radicals with pyrrole and thiophene. *Int. J. Chem. Kinet.* **1986**, *18*, 487-496, doi:10.1002/kin.550180407.
- Wallington, T. J.; Andino, J. M.; Lorkovic, I. M.; Kaiser, E. W.; Marston, G. Pressure dependence of the reaction of chlorine atoms with ethene and acetylene in air at 295 K. *J. Phys. Chem.* **1990**, *94*, 3644-3648.
- Wallington, T. J.; Andino, J. M.; Potts, A. R.; Wine, P. H. A competitive kinetics study of the reaction of Cl with CS₂ in air at 298 K. *Chem. Phys. Lett.* **1991**, *176*, 103-108.
- Wallington, T. J.; Atkinson, R.; Winer, A. M.; Pitts, J. N., Jr. A study of the reaction $NO_3 + NO_2 + M \rightarrow N_2O_5 + M$ (M = N₂, O₂). *Int. J. Chem. Kinet.* **1987**, *19*, 243-249.
- Wallington, T. J.; Ball, J. C. Atmospheric chemistry of CF₃O radicals: Reactions with CH₄, CD₄, CH₃F, CF₃H, ¹³CO, C₂H₅F, C₂D₆, C₂H₆, CH₃OH, *i*-C₄H₈, and C₂H₂. *J. Phys. Chem.* **1995**, *99*, 3201-3205, doi:10.1021/j100010a034.
- Wallington, T. J.; Cox, R. A. Kinetics and product of the gas-phase reaction of ClO with NO₂. *J. Chem. Soc. Faraday Trans. 2* **1986**, *82*, 275-289.
- Wallington, T. J.; Ellerman, T.; Nielsen, O. J.; Sehested, J. Atmospheric chemistry of FCO_x radicals: UV spectra and self-reaction kinetics of FCO and FC(O)O₂ and kinetics of some reactions of FCO_x with O₂, O₃, and NO at 296 K. *J. Phys. Chem.* **1994**, *98*, 2346-2356, doi:10.1021/j100060a024.
- Wallington, T. J.; Ellermann, T.; Nielsen, O. J. Atmospheric chemistry of dimethyl sulfide: UV spectra and self-reaction kinetics of CH₃SCH₂ and CH₃SCH₂O₂ radicals and kinetics of the reactions $CH_3SCH_2 + O_2 \rightarrow CH_3SCH_2O_2 + NO$ and $CH_3SCH_2O_2 + NO \rightarrow CH_3SCH_2O + NO_2$. *J. Phys. Chem.* **1993**, *97*, 8442-8449.
- Wallington, T. J.; Mariq, M. M.; Ellerman, T.; Nielsen, O. J. Novel method for the measurement of gas-phase peroxy radical absorption spectra. *J. Phys. Chem.* **1992**, *96*, 982-986, doi:10.1021/j100181a080.
- Wallington, T. J.; Nielsen, O. J. UV absorption spectra and kinetics of the self reaction of CFCl₂CH₂O₂ and CF₂CICH₂O₂ radicals in the gas phase at 298 K. *Int. J. Chem. Kinet.* **1991**, *23*, 785-798.
- Wallington, T. J.; Skewes, L. M.; Siegl, W. O. Kinetics of the gas phase reaction of chlorine atoms with a series of alkenes, alkynes and aromatic species at 295 K. *J. Photochem. Photobiol. A: Chem.* **1988**, *45*, 167-175.
- Wallington, T. J.; Skewes, L. M.; Siegl, W. O.; Wu, C. H.; Japar, S. M. Gas phase reaction of Cl atoms with a series of oxygenated organic species at 295 K. *Int. J. Chem. Kinet.* **1988**, *20*, 867-875.
- Walsh, R.; Golden, D. M. Evaluation of data for atmospheric models: Master equation/RRKM calculations on the combination reaction $BrO + NO_2 \rightarrow BrONO_2$, a conundrum. *J. Phys. Chem. A* **2008**, *112*, 3891-3897, doi:10.1021/jp7116642.
- Wang, D., and D. L. Phillips Density functional theory study of CS₂/Cl adducts and their isomerization reactions. *Chem. Phys. Lett.* **2002**, *362*, 205-209.
- Washida, N. Reaction of methyl radicals with O(³P), O₂ and NO. *J. Chem. Phys.* **1980**, *73*, 1665-1672.
- Washida, N.; Bayes, K. D. The reactions of methyl radicals with atomic and molecular oxygen. *Int. J. Chem. Kinet.* **1976**, *8*, 777-794.
- Westenberg, A. A.; deHaas, N. Rate measurement on OH + NO + M and OH + NO₂ + M. *J. Chem. Phys.* **1972**, *57*, 5375-5378.

- Weston, R. E., Jr.; Nguyen, T. L.; Stanton, J. F.; Barker, J. R. HO + CO reaction rates and H/D kinetic isotope effects: Master equation models with ab initio SCTST rate constants. *J. Phys. Chem. A* **2013**, *117*, 821-835, doi:10.1021/jp311928w.
- Whytock, D. A.; Michael, J. V.; Payne, W. A. Absolute rate constants for $O + NO + N_2 \rightarrow NO_2 + N_2$ from 217-500 K. *Chem. Phys. Lett.* **1976**, *42*, 466-471.
- Williams, M. B.; Campuzano-Jost, P.; Hynes, A. J.; Pounds, A. J. Experimental and theoretical studies of the reaction of the OH radical with alkyl sulfides: 3. Kinetics and mechanism of the OH initiated oxidation of dimethyl, dipropyl, and dibutyl sulfides: Reactivity trends in the alkyl sulfides and development of a predictive expression for the reaction of OH with DMS. *J. Phys. Chem. A* **2009**, *113*, 6697-6709, doi:10.1021/Jp9010668.
- Wilson, W. E.; Westenberg, A. A. Study of the reaction of hydroxyl radical with methane by quantitative ESR. *Proc. Combust. Inst.* **1967**, *11*, 1143-1150.
- Wine, P. H.; Kreutter, N. M.; Ravishankara, A. R. Flash photolysis-resonance fluorescence kinetics study of the reaction $OH + NO_2 + M \rightarrow HNO_3 + M$. *J. Phys. Chem.* **1979**, *83*, 3191-3195, doi:10.1021/j100488a002.
- Wine, P. H.; Nicovich, J. M.; Stickel, R. E.; Zhao, Z.; Shackelford, C. J.; Kreutter, K. D.; Daykin, E. P.; Wang, S. In *The Tropospheric Chemistry of Ozone in the Polar Regions*; Springer-Verlag: Berlin, 1993; Vol. 17; pp 385-395.
- Wine, P. H.; Thompson, R. J.; Ravishankara, A. R.; Semmes, D. H.; Gump, C. A.; Torabi, A.; Nicovich, J. M. Kinetics of the reaction $OH + SO_2 + M \rightarrow HOSO_2 + M$. Temperature and pressure dependence in the falloff region. *J. Phys. Chem.* **1984**, *88*, 2095-2104, doi:10.1021/j150654a031.
- Winer, A. M.; Lloyd, A. C.; Darnall, K. R.; Pitts, J. N., Jr. Relative rate constants for the reaction of the hydroxyl radical with selected ketones, chloroethenes, and monoterpene hydrocarbons. *J. Phys. Chem.* **1976**, *80*, 1635-1639.
- Wolf, S.; Bitter, M.; Krankowsky, D.; Mauersberger, K. Multi-isotope study of fractionation effects in the ozone formation process. *J. Chem. Phys.* **2000**, *113*, 2684-2686.
- Wollenhaupt, M.; Crowley, J. N. Kinetic studies of the reactions $CH_3 + NO_2 \rightarrow$ products, $CH_3O + NO_2 \rightarrow$ products, and $OH + CH_3C(O)CH_3 \rightarrow CH_3C(O)OH + CH_3$, over a range of temperature and pressure. *J. Phys. Chem. A* **2000**, *104*, 6429-6438, doi:10.1021/jp0005726.
- Wong, W. D.; Davis, D. A flash photolysis-resonance fluorescence study of the reaction of atomic hydrogen with molecular oxygen $H + O_2 + M \rightarrow HO_2 + M$. *Int. J. Chem. Kinet.* **1974**, *6*, 401-416.
- Wu, C. H.; Japar, S. M.; Niki, H. Relative reactivities of HO-hydrocarbon reactions from smog reactor studies. *J. Environ. Sci. Health* **1976**, *A11*, 191-200.
- Wu, F.; Carr, R. W. An investigation of temperature and pressure dependence of the reaction of CF_2ClO_2 radicals with nitrogen dioxide by flash photolysis and time resolved mass spectrometry. *Int. J. Chem. Kinet.* **1991**, *23*, 701-715.
- Xiong, J. Q.; Carr, R. W. Thermal decomposition of $CF_2ClO_2NO_2$. *J. Phys. Chem.* **1994**, *98*, 9811-9822, doi:10.1021/j100090a015.
- Yarwood, G.; Sutherland, J. W.; Wickramaaratchi, M. A.; Klemm, R. B. Direct rate constant measurements for the reaction $O + NO + Ar \rightarrow NO_2 + Ar$ at 300-1341 K. *J. Phys. Chem.* **1991**, *95*, 8771-8775.
- Zabarnick, S. Kinetics of the reaction $OH + NO + M \rightarrow HONO + M$ as a function of temperature and pressure in the presence of argon, SF_6 and N_2 bath gas. *Chem. Phys.* **1993**, *171*, 265-273.
- Zabel, F.; Reimer, A.; Becker, K. H.; Fink, E. H. Thermal decomposition of alkyl peroxy nitrates. *J. Phys. Chem.* **1989**, *93*, 5500-5507.
- Zahniser, M. S.; Chang, J.; Kaufman, F. Chlorine nitrate: Kinetics of formation by $ClO + NO_2 + M$ and of reaction with OH. *J. Chem. Phys.* **1977**, *67*, 997-1003.
- Zellner, R.; Ewig, F.; Paschke, R.; Wagner, G. Pressure and temperature dependence of the gas-phase recombination of hydroxyl radicals. *J. Phys. Chem.* **1988**, *92*, 4184-4190, doi:10.1021/j100325a038.
- Zellner, R.; Lorenz, K. Laser photolysis/resonance fluorescence study of the rate constants for the reactions of OH radicals with C_2H_4 and C_3H_6 . *J. Phys. Chem.* **1984**, *88*, 984-989, doi:10.1021/j150649a028.
- Zetzsch, C. Some combination reactions of fluorine atoms. In *First European Sym. on Combust*; Weinberg, F. S., Ed.; Academic Press London, 1973; Vol. 35; pp 35-40.
- Zhang, J.; Donahue, N. M. Constraining the mechanism and kinetics of $OH + NO_2$ and $HO_2 + NO$ using the multiple-well master equation. *J. Phys. Chem. A* **2006**, *110*, 6898-6911, doi:10.1021/jp0556512.
- Zhang, J. Y.; Dransfield, T.; Donahue, N. M. On the mechanism for nitrate formation via the peroxy radical plus NO reaction. *J. Phys. Chem. A* **2004**, *108*, 9082-9095, doi:10.1021/jp048096x.
- Zhu, R., C.-C. Hsu and M. C. Lin *Ab initio* study of the $CH_3 + O_2$ reaction: Kinetics, mechanism and product branching probabilities. *J. Chem. Phys.* **2001**, *115*, 195-203, doi:10.1063/1.1376128.
- Zhu, R. S.; Lin, M. C. *Ab initio* studies of ClO_x reactions. 2. Unimolecular decomposition of s- ClO_3 and the bimolecular $O + OClO$ reaction. *J. Phys. Chem. A* **2002**, *106*, 8386-8390, doi:10.1021/jp020015e.

- Zhu, R. S.; Lin, M. C. *Ab initio* studies of ClO_x reactions. IV. Kinetics and mechanism for the self-reaction of ClO radicals. *J. Chem. Phys.* **2003**, *118*, 4094-4106, doi:10.1063/1.1540623.
- Zhu, R. S.; Lin, M. C. *Ab initio* studies of ClO_x reactions. VII. Isomers of Cl₂O₃ and their roles in the ClO + OClO reaction. *J. Chem. Phys.* **2003**, *118*, 8645-8655, doi:10.1063/1.1565315.
- Zhu, R. S.; Lin, M. C. *Ab initio* studies of ClO_x reactions. VIII. Isomerization and decomposition of ClO₂ radicals and related bimolecular processes. *J. Chem. Phys.* **2003**, *119*, 2075-2082, doi:10.1063/1.1585027.
- Zhu, R. S.; Lin, M. C. *Ab Initio* studies of ClO_x reactions: Prediction of the rate constants of ClO + NO for the forward and reverse processes. *ChemPhysChem* **2004**, *5*, 1864-1870, doi:10.1002/cphc.200400305.
- Zhu, T.; Yarwood, G.; Chen, J.; Niki, H. FTIR study of the C1 + C₂H₂ reaction: Formation of *cis*- and *trans*-CHCl=CH radicals. *J. Phys. Chem.* **1994**, *98*, 5065-5067, doi:10.1021/j100070a020.
- Zou, P.; Derecskei-Kovacs, A.; North, S. W. Theoretical calculation of ClONO₂ and BrONO₂ bond dissociation energies. *J. Phys. Chem. A* **2003**, *107*, 888-896, doi:10.1021/jp021961y.

SECTION 3. EQUILIBRIUM CONSTANTS

Table of Contents

SECTION 3. EQUILIBRIUM CONSTANTS.....	3-1
3.1 Format.....	3-1
3.2 Definitions.....	3-1
3.3 Notes to Table 3-1.....	3-5
3.4 Bibliography – Equilibrium Constants	3-19

Tables

TABLE 3-1. EQUILIBRIUM CONSTANTS	3-3
--	-----

3.1 Format

Some of the three-body reactions in Table 2 form products that are thermally unstable at atmospheric temperatures. In such cases the thermal decomposition reaction may compete with other loss processes, such as photodissociation or radical attack. Table 3 lists the equilibrium constants, $K_{\text{eq}}(T)$, for several reactions that may fall into this category. The table has three column entries, the first two being the parameters A and B that can be used to express $K_{\text{eq}}(T)$:

$$K_{\text{eq}}(T)/\text{cm}^3 \text{ molecule}^{-1} = A \exp(B/T) \quad (200 < T < 300 \text{ K})$$

The third column entry in Table 3 is the calculated value of K_{eq} at 298 K.

The data sources for $K_{\text{eq}}(T)$ are described in the individual notes to Table 3.

3.2 Definitions

When values of the heats of formation and entropies of all species are known at the temperature T, we note that the equilibrium constant is given by the van't Hoff equation:

$$\log_{10} \left[K_{\text{eq}}(T) / \text{bar}^{-1} \right] = \frac{\Delta S_{\text{T}}^{\circ}}{2.303R} - \frac{\Delta H_{\text{T}}^{\circ}}{2.303RT}$$

$$\log_{10} \left[K_{\text{eq}}(T) / \text{cm}^3 \text{ molecule}^{-1} \right] = \frac{\Delta S_{\text{T}}^{\circ}}{2.303R} - \frac{\Delta H_{\text{T}}^{\circ}}{2.303RT} + \log_{10}(T) - 21.87$$

where the superscript “o” refers to a standard state of one bar. When the entropy is known (or can be calculated from molecular properties) as a function of temperature, experimental values of $K_{\text{eq}}(T)$ can be used to extract a value for ΔH_0 and $K_{\text{eq}}(T)$ can be calculated over a wide temperature range (Third law method.). The parameters A and B can then be determined from a linear fit. In other cases the $K_{\text{eq}}(T)$ values were calculated directly from kinetic data for the forward and reverse reactions. When only thermochemical values at 298 K were available, they were treated as temperature independent and used to calculate the equilibrium constants between 200 and 300 K. The following equations were then used to calculate the parameters A and B:

$$B/K = 2.303 \left[\frac{(300 \times 200)}{(300 - 200)} \right] \log_{10} \left(\frac{K_{\text{eq}}^{200}}{K_{\text{eq}}^{300}} \right) = 1382 \log_{10} \left(\frac{K_{\text{eq}}^{200}}{K_{\text{eq}}^{300}} \right)$$

$$\log_{10}(A) = \log_{10}(K_{\text{eq}}^T) - \frac{B}{2.303T}$$

The relationships between the parameters A and B and the quantities $\Delta S^{\circ}(298 \text{ K})$ and $\Delta H^{\circ}(298 \text{ K})$ are:

$$A = \frac{eR'T}{N_{av}} \exp\left(\frac{\Delta S_{298K}^0}{R}\right) = 3.7 \times 10^{-22} T \exp\left(\frac{\Delta S_{298K}^0}{R}\right)$$

where $R' = 82.1 \text{ cm}^3 \text{ bar mole}^{-1} \text{K}^{-1}$, and $N_{av} = 6.02 \times 10^{23} \text{ molecule mole}^{-1}$ and

$$B/^{\circ}\text{K} = -\left[\frac{\Delta H_{298K}^0 + RT}{R}\right]$$

Table 3-1. Equilibrium Constants

Reaction	A cm ³ molecule ⁻¹	B °K	K _{eq} (298 K)	f(298 K) ^a	g	Note
H ₂ O + H ₂ O → (H ₂ O) ₂	8.9×10 ⁻²⁴	1622	2.0×10 ⁻²¹	1.05	0	1
HO + NO ₂ → HOONO	3.5×10 ⁻²⁷	10135	2.2×10 ⁻¹²	1.4	200	2
HO ₂ + NO ₂ → HO ₂ NO ₂	2.1×10 ⁻²⁷	10900	1.6×10 ⁻¹¹	1.3	100	3
HO ₂ + H ₂ O → HO ₂ •H ₂ O	2.4×10 ⁻²⁵	4350	5.2×10 ⁻¹⁹	2	200	4
HO ₂ + CH ₃ OH → HO ₂ •CH ₃ OH	1.1×10 ⁻²⁴	4093	1.0×10 ⁻¹⁸	1.2 (at 230 K)	100	5
HO ₂ + CH ₂ O → HOCH ₂ OO	6.3×10 ⁻²⁷	7488	5.2×10 ⁻¹⁶	1.2	300	6
HO ₂ + CH ₃ CHO → CH ₃ CH(OH)OO	5.0×10 ⁻²⁸	7130	1.7×10 ⁻¹⁷	2.0	0	7
HO ₂ + CH ₃ C(O)CH ₃ → HO ₂ •CH ₃ C(O)CH ₃	1.8×10 ⁻²⁴	4040	1.4×10 ⁻¹⁸	1.6	0	8
NO + NO ₂ → N ₂ O ₃	3.3×10 ⁻²⁷	4667	2.1×10 ⁻²⁰	2	100	9
NO ₂ + NO ₂ → N ₂ O ₄	5.9×10 ⁻²⁹	6643	2.8×10 ⁻¹⁹	1.4	100	10
NO ₂ + NO ₃ → N ₂ O ₅	5.8×10 ⁻²⁷	10840	2.8×10 ⁻¹¹	1.2	75	11
CH ₃ O ₂ + NO ₂ → CH ₃ O ₂ NO ₂	9.5×10 ⁻²⁹	11234	2.2×10 ⁻¹²	1.3	500	12
CH ₃ C(O)O ₂ + NO ₂ → CH ₃ C(O)O ₂ NO ₂	9.0×10 ⁻²⁹	14000	2.3×10 ⁻⁸	1.2	200	13
CH ₃ CH ₂ C(O)O ₂ + NO ₂ → CH ₃ CH ₂ C(O)O ₂ NO ₂	9.0×10 ⁻²⁹	14000	2.3×10 ⁻⁸	10	800	14
CH ₃ C(O)CH ₂ + O ₂ → CH ₃ C(O)CH ₂ O ₂	6.3×10 ⁻²⁷	12200	3.8×10 ⁻⁹	1.5	0	15
F + O ₂ → FOO	4.5×10 ⁻²⁵	6118	3.7×10 ⁻¹⁶	1.5	300	16
Cl + O ₂ → ClOO	6.6×10 ⁻²⁵	2502	2.9×10 ⁻²¹	1.7	100	17
Cl + CO → ClCO	3.5×10 ⁻²⁵	3730	9.6×10 ⁻²⁰	1.2	200	18
ClO + O ₂ → ClO•O ₂	2.9×10 ⁻²⁶	<3700	<7.2×10 ⁻²¹			19
ClO + ClO → Cl ₂ O ₂	2.16×10 ⁻²⁷	8537	6.0×10 ⁻¹⁵	1.4	50	20
ClO + ClO → ClOCIO	6.5×10 ⁻²⁷	4460	2.0×10 ⁻²⁰	2.0	600	
Cl + OClO → ClClO ₂	1.3×10 ⁻²⁶	12500	2.1×10 ⁻⁸	2	600	21
ClO + OClO → Cl ₂ O ₃	1.5×10 ⁻²⁷	7170	4.2×10 ⁻¹⁷	1.2	400	22
OClO + NO ₃ → O ₂ ClONO ₂	6.6×10 ⁻²⁹	3971	4.0×10 ⁻²³	2.3	250	23
Br + CH ₂ =CHC(CH ₃)=CH ₂ (Isoprene)	4.2×10 ⁻²⁴	7480	3.3×10 ⁻¹³	1.3	100	24

Reaction	A cm ³ molecule ⁻¹	B °K	K _{eq} (298 K)	f(298 K) ^a	g	Note
Br + CH ₂ =CHCH=CH ₂ (1,3-Butadiene)	1.1×10 ⁻²⁴	7520	8.6×10 ⁻¹⁴	1.3	100	25
OH + CS ₂ → CS ₂ OH	4.5×10 ⁻²⁵	5140	1.4×10 ⁻¹⁷	1.4	300	26
CH ₃ S + O ₂ → CH ₃ SO ₂	1.8×10 ⁻²⁷	5545	2.2×10 ⁻¹⁹	1.4	300	27
Cl + CS ₂ → Cl---CS ₂	1.8×10 ⁻²⁵	4982	3.3×10 ⁻¹⁸	1.3	150	28
CH ₃ S + O ₂ → CH ₃ SOO	1.4×10 ⁻²⁶	4850	1.7×10 ⁻¹⁹	1.2	0	29
OH + (CH ₃) ₂ S → HO---(CH ₃) ₂ S	9.6×10 ⁻²⁷	5376	6.6×10 ⁻¹⁹	1.4	0	30
Br + (CH ₃) ₂ S → Br---(CH ₃) ₂ S	3.4×10 ⁻²⁵	3021	4.6×10 ⁻¹⁵	1.2	100	31
IO + NO ₂ → IONO ₂	5.0×10 ⁻²⁸	14120	1.9×10 ⁻⁷	2.5	300	32
Hg + Br → HgBr	9.1×10 ⁻²⁴	7800	2.1×10 ⁻¹²	2.0	200	33

$K_{eq}/\text{cm}^3 \text{ molecule}^{-1} = A \exp(B/T)$ [200 < T/K < 300]

Shaded areas indicate changes or additions since 10-6.

- a f(298 K) is the uncertainty factor at 298 K, and g is a measure of the uncertainty in the quantity B. To calculate the uncertainty at temperatures other than 298 K, use the expression:

$$f(T) = f(298 \text{ K}) \exp \left[g \left(\frac{1}{T} - \frac{1}{298} \right) \right]$$

3.3 Notes to Table 3-1

JPL Publication numbers for the most recent revision of the table entry, note and evaluation date are given at the end of each note.

1. **H₂O + H₂O → (H₂O)₂ (water dimer).** The recommendation is based on the optimized Active Thermochemical Tables of Ruscic,¹ which utilizes a comprehensive thermochemical network that includes all of the prior work related to this equilibrium. K_{eq} from Ruscic agrees very well with the recent work of Scribano et al.² and references cited therein. The error limit was set to encompass the exponential fit to the K_{eq} of Ruscic (which is not exactly exponential). For more accurate values, the following non-exponential fit falls within 2% of Ruscic's values:

$$K_{eq} = 1.92 \times 10^{-23} \exp[(1 + 43/T)*1216/T] \text{ cm}^3 \text{ molecule}^{-1}$$

(Table: 15-10; Note: 15-10; Evaluation 15-10) [Back to Table](#)

- (1) Ruscic, B. Active thermochemical tables: Water and water dimer. *J. Phys. Chem. A* **2013**, *117*, 11940-11953, doi:10.1021/jp403197t.
 - (2) Scribano, Y.; Goldman, N.; Saykally, R. J.; Leforestier, C. Water dimers in the atmosphere III: Equilibrium constant from a flexible potential. *J. Phys. Chem. A* **2006**, *110*, 5411-5419, doi:10.1021/jp056759k.
2. **HO + NO₂ → HOONO.** The tabulated value is for the *cis,cis*-HOONO product channel (see below for formation of the *trans,perp*-HOONO isomer, which is unlikely to be important in the atmosphere). Using the data from Hippler et al.,⁴ Golden et al.^{2,3} performed a third law analysis using structures and frequencies from an ab initio quantum calculation to extract the heat of formation of *cis-cis*-HOONO ($\Delta H_f^\circ(0 \text{ K}) = -9.3 \text{ kJ mol}^{-1}$). The data covers 430 < T/K < 475 with 30% uncertainties. Most vibrational frequencies recently have been identified using matrix isolation spectroscopy¹⁰ and the moments of inertia have been measured by microwave spectroscopy.¹ High level CCSD(T) calculations and spectral simulation of overtone and action spectra have examined the torsion in considerable detail.⁹ Mathews and Sinha⁸ measured overtone action spectra and carried out an analysis that gave $D_0 = 83.3 \pm 2.1 \text{ kJ mol}^{-1}$. By using the observed frequencies (supplemented by the high level CCSD(T) calculations¹⁰), moments of inertia, and the potential energy and moment of inertia of the internal rotor,⁹ a new third law analysis using the data from Hippler et al.⁴ gives the entropy for reaction that differs from the previous analysis by $-5.6 \text{ J K}^{-1} \text{ mol}^{-1}$ and a new estimate of $D_0 = 81.5 \pm 0.8 \text{ kJ mol}^{-1}$ and $\Delta H_f^\circ(0 \text{ K}) = -7.6 \text{ kJ mol}^{-1}$ ($\Delta H_f^\circ(298 \text{ K}) = -14.9 \text{ kJ mol}^{-1}$ and $S_f^\circ(298) = 279 \text{ J K}^{-1} \text{ mol}^{-1}$).

For formation of the *trans,perp*-HOONO product channel (which is of negligible atmospheric importance), the reaction is written $\text{HO} + \text{NO}_2 \rightarrow \text{trans,perp-HOONO}$. Konen et al.^{5,6} used infrared overtone action spectroscopy in a molecular beam apparatus to determine $D_0 = 67.8 \pm 0.4 \text{ kJ mol}^{-1}$. High level CCSD(T) calculations⁵ supported by analysis⁷ of the action spectra give vibrational frequencies and moments of inertia. These data are used to calculate $\Delta H_f^\circ(0 \text{ K}) = 6.1 \text{ kJ mol}^{-1}$ ($\Delta H_f^\circ(298 \text{ K}) = -0.5 \text{ kJ mol}^{-1}$ and $S_f^\circ(298) = 291 \text{ J K}^{-1} \text{ mol}^{-1}$). Using these parameters, the equilibrium constant is given by $K_{eq}(\text{trans,perp}) = 1.33 \times 10^{-26} \exp(8390/T)$ with uncertainty factors set so that all of the data used for the recommendation fall within the 2σ error bounds.

(Table: 10-6, Note: 10-6, Evaluated: 10-6) [Back to Table](#)

- (1) Fry, J.; Matthews, L. J.; Lane, J. R.; Sinha, A.; Kjaergaard, H. G.; Wennberg, P. O. OH-Stretch vibrational spectroscopy of hydroxymethyl hydroperoxide. *J. Phys. Chem. A* **2006**, *110*, 7072-7079, doi:10.1021/jp0612127.
- (2) Golden, D. M.; Barker, J. R.; Lohr, L. L. Master equation models for the pressure- and temperature-dependent reactions $\text{HO} + \text{NO}_2 \rightarrow \text{HONO}_2$ and $\text{HO} + \text{NO}_2 \rightarrow \text{HOONO}$. *J. Phys. Chem. A* **2003**, *107*, 11057-11071, doi:10.1021/jp0353183.
- (3) Golden, D. M.; Barker, J. R.; Lohr, L. L. Correction: Master equation models for the pressure- and temperature-dependent reactions $\text{HO} + \text{NO}_2 \rightarrow \text{HONO}_2$ and $\text{HO} + \text{NO}_2 \rightarrow \text{HOONO}$. *J. Phys. Chem. A* **2004**, *108*, 8552, doi:10.1021/jp040476v.
- (4) Hippler, H.; Nasterlack, S.; Striebel, F. Reaction of $\text{OH} + \text{NO}_2 + \text{M}$: Kinetic evidence of isomer formation. *Phys. Chem. Chem. Phys.* **2002**, *4*, 2959-2964, doi:10.1039/b201932a.
- (5) Konen, I. M.; Li, E. X. J.; Stephenson, T. A.; Lester, M. I. Second OH overtone excitation and statistical dissociation dynamics of peroxyxynitrous acid. *J. Chem. Phys.* **2005**, *123*, 204318, doi:10.1063/1.2126968.
- (6) Konen, I. M.; Pollack, L. B.; Li, E. X. J.; Lester, M. I.; Varner, M. E.; Stanton, J. F. Infrared overtone spectroscopy and unimolecular decay dynamics of peroxyxynitrous acid. *J. Chem. Phys.* **2005**, *122*, 094320, doi:10.1063/1.1854094.
- (7) Li, E. X.; Konan, I. M.; Lester, M. I.; McCoy, A. B. Spectroscopic characterization of peroxyxynitrous acid in *cis-perp* configurations. *J. Phys. Chem. A* **2006**, *110*, 5607-5613, doi:10.1021/jp056959w.

- (8) Matthews, J.; Sinha, A. State-resolved unimolecular dissociation of *cis-cis* HOONO: Product state distributions and action spectrum in the $2\nu_{\text{OH}}$ band region. *J. Chem. Phys.* **2005**, *122*, 104313, doi:10.1063/1.1858437.
- (9) McCoy, A. B.; Fry, J. L.; Francisco, J. S.; Mollner, A. K.; Okumura, M. Role of OH-stretch/torsion coupling and quantum yield effects in the first OH overtone spectrum of *cis-cis* HOONO. *J. Chem. Phys.* **2005**, *122*, 104311, doi:10.1063/1.1859273.
- (10) Zhang, X.; Nimlos, M. R.; Ellison, G. B.; Varner, M. E.; Stanton, J. F. Infrared absorption spectra of matrix-isolated *cis, cis*-HOONO and its *ab initio* CCSD(T) anharmonic vibrational bands. *J. Chem. Phys.* **2006**, *124*, 084305, doi:10.1063/1.2163343.
3. **HO₂ + NO₂**. The value was obtained by combining the expression from Table 2-1 for the rate constant of the reaction as written with that from an average of the expressions from Graham et al.³ and Zabel⁴ for the reverse reaction. Values for the entropy and heat of formation of pernitric acid may be extracted. These values are: $S(298\text{ K}) = 71.7\text{ cal mole}^{-1}\text{ K}^{-1}$ and $\Delta H_f(298\text{ K}) = -12.9\text{ kcal mole}^{-1}$. If the entropy is calculated from the frequencies and moments of inertia given by Chen and Hamilton,¹ the value becomes 71.0 and the heat is -13.1 . The values in the Thermochemistry Section of this report reflect these results. A study of the thermal decomposition of HO₂NO₂ by Gierczak et al.² combined with values for the association reaction are in agreement.
(Table: 06-2, Note: 06-2, Evaluated: 06-2) [Back to Table](#)
- (1) Chen, Z.; Hamilton, T. P. *Ab initio* study of pernitric acid: Comparison with experimental spectra. *J. Phys. Chem.* **1996**, *100*, 15731-15734.
- (2) Gierczak, T.; Jimenez, E.; Riffault, V.; Burkholder, J. B.; Ravishankara, A. R. Thermal decomposition of HO₂NO₂ (peroxynitric acid, PNA): Rate coefficient and determination of the enthalpy of formation. *J. Phys. Chem. A* **2005**, *109*, 586-596, doi:10.1021/jp046632f.
- (3) Graham, R. A.; Winer, A. M.; Pitts, J. N., Jr. Temperature dependence of the unimolecular decomposition of pernitric acid and its atmospheric implications. *Chem. Phys. Lett.* **1977**, *51*, 215-220.
- (4) Zabel, F. Unimolecular decomposition of peroxynitrates. *Z. Phys. Chem.* **1995**, *188*, 119-142.
4. **HO₂ + H₂O**. The influence of water vapor on the HO₂ + HO₂ bimolecular rate constant was first shown by Hamilton,³ who invoked formation of a HO₂•H₂O complex with $\sim 38\text{ kJ mol}^{-1}$ binding energy. Since then, several other groups have quantified the effect on the HO₂ + HO₂ reaction (see Table 1). Only two direct measurements of the equilibrium constant have been carried out. Aloisio et al.¹ used FTIR absorption spectroscopy around 1120 cm^{-1} to measure the depletion of gas phase HO₂ as it formed a complex with H₂O. They measured K_{eq} at 230 and 250 K, but only an upper limit at room temperature. Kanno et al.^{5,6} also monitored depletion of gas-phase HO₂, but with high resolution FM spectroscopy of the HO₂ A-X transition near 7020 cm^{-1} with apparently higher sensitivity than in the FTIR measurement of Aloisio et al., since they could measure K_{eq} up to much higher temperatures ($250\text{ K} \leq T \leq 350\text{ K}$). The two studies are in rough agreement on parameter B, but differ on parameter A by a factor of 7. Kanno et al.'s results are in very good agreement with the Aloisio et al. *ab initio* calculations of parameter A. The indirect estimate of K_{eq} by Cox and Burrows² agrees better with Kanno et al., and the indirect estimate by Hamilton and Lii⁴ is in better agreement with Aloisio et al. The current recommendation for K_{eq} is based on Kanno et al.^{5,6} because their technique had higher sensitivity and because they measured K_{eq} over a much wider temperature range. A 3rd Law analysis of the Kanno et al. experimental data was carried out using the harmonic frequencies calculated by Aloisio et al.¹ and the microwave rotational constants from Suma et al.⁷ This gives $S_{298}^{\circ}(\text{HO}_2\cdot\text{H}_2\text{O}) = 308.9\text{ J K}^{-1}\text{ mol}^{-1}$ and $D_0 = 35.9 \pm 1.2\text{ kJ mol}^{-1}$ (one sigma). Since the analysis is based only on the Kanno experiments, we adopt an estimated 95% confidence limit of $\pm 3\text{ kJ mol}^{-1}$. The results give $\Delta H_{f,0}(\text{HO}_2\cdot\text{H}_2\text{O}) = -259.6 \pm 3\text{ kJ mol}^{-1}$ and $\Delta H_{f,298}(\text{HO}_2\cdot\text{H}_2\text{O}) = -268.0 \pm 3\text{ kJ mol}^{-1}$. The values of $f(298)$ and g were made large enough to include the data of Aloisio et al.¹
(Table: 10-6, Note: 10-6, Evaluated: 10-6) [Back to Table](#)
- (1) Aloisio, S.; Francisco, J. S.; Friedl, R. R. Experimental evidence for the existence of the HO₂-H₂O complex. *J. Phys. Chem. A* **2000**, *104*, 6597-6601, doi:10.1021/jp0006330.
- (2) Cox, R. A.; Burrows, J. P. Kinetics and mechanism of the disproportionation of HO₂ in the gas phase. *J. Phys. Chem.* **1979**, *83*, 2560-2568, doi:10.1021/j100483a002.
- (3) Hamilton, E. J., Jr. Water vapor dependence of the kinetics of the self-reaction of HO₂ in the gas phase. *J. Chem. Phys.* **1975**, *63*, 3682-3683, doi:10.1063/1.431772.
- (4) Hamilton, E. J., Jr.; Lii, R.-R. The dependence on H₂O and on NH₃ of the kinetics of the self-reaction of HO₂ in the gas-phase formation of HO₂•H₂O and HO₂•NH₃ complexes. *Int. J. Chem. Kinet.* **1977**, *9*, 875-885.
- (5) Kanno, N.; Tonokura, K.; Koshi, M. Equilibrium constant of the HO₂-H₂O complex formation and kinetics of HO₂ + HO₂-H₂O: Implications for tropospheric chemistry. *J. Geophys. Res.* **2006**, *111*, D20312, doi:10.1029/2005JD006805.

- (6) Kanno, N.; Tonokura, K.; Tezaki, A.; Koshi, M. Water dependence of the HO₂ self reaction: Kinetics of the HO₂-H₂O complex. *J. Phys. Chem. A* **2005**, *109*, 3153-3158, doi:10.1021/jp044592+.
- (7) Suma, K.; Sumiyoshi, Y.; Endo, Y. The rotational spectrum of the water-hydroperoxy radical (H₂O-HO₂) complex. *Science* **2006**, *311*, 1278-1281, doi:10.1126/science.112402.
5. **HO₂ + CH₃OH.** The influence of CH₃OH on the HO₂ + HO₂ bimolecular rate constant was first shown by Andersson et al.,¹ who invoked formation of a HO₂•CH₃OH complex with ~25 kJ mol⁻¹ binding energy to explain their results. Since then, several other groups have quantified the effect on the HO₂ + HO₂ reaction (see Table 1). The only direct measurement of the equilibrium constant was carried out by Christensen et al.² from 231 to 261 K. Their measurements are the basis for this recommendation. They obtained Δ_rH°(246 K) = -37.4 ± 4.8 kJ mol⁻¹ and Δ_rS°(246 K) = -100 ± 19 J K⁻¹ mol⁻¹. Christensen et al. also measured the forward and reverse rate constants and performed ab initio calculations, which are in reasonable agreement with the measured thermochemistry.
(Table: 10-6, Note: 10-6, Evaluated: 10-6) [Back to Table](#)
- (1) Andersson, B. Y.; Cox, R. A.; Jenkin, M. E. The effect of methanol on the self reaction of HO₂ radicals. *Int. J. Chem. Kinet.* **1988**, *20*, 283-295.
- (2) Christensen, L. E.; Okumura, M.; Hansen, J. C.; Sander, S. P.; Francisco, J. S. Experimental and ab initio study of the HO₂•CH₃OH complex: Thermodynamics and kinetics of formation. *J. Phys. Chem. A* **2006**, *110*, 6948-6959, doi:10.1021/jp056579a.
6. **HO₂ + CH₂O → HOCH₂OO.** The recommendation is based on the data of Barnes et al.,² Burrows et al.,⁴ Veyret et al.,⁹ and Morajkar et al.⁷ All of these measurements, which are in good agreement with each other, relied on optical absorption to monitor the free radicals. The early measurement of Su et al.⁸ is considerably higher, for unknown reasons, as are the measurements of Zabel et al.,¹⁰ who utilized electron spin resonance to monitor the free radical concentrations. The temperature dependence reported by Zabel et al. is in good agreement with the current recommendation, although the reported absolute magnitude of Zabel et al.'s K_{eq} is systematically about a factor of 6 or 7 greater. Theoretical work on this reaction has been reported by Evleth et al.,⁵ Aloisio and Francisco,¹ Benson,³ and Hermans et al.⁶
(Table: 15-10, Note: 15-10, Evaluated: 15-10) [Back to Table](#)
- (1) Aloisio, S.; Francisco, J. S. Complexes of hydroxyl and hydroperoxyl radical with formaldehyde, acetaldehyde, and acetone. *J. Phys. Chem. A* **2000**, *104*, 3211-3224, doi:10.1021/jp993789c.
- (2) Barnes, I.; Becker, K. H.; Fink, E. H.; Reimer, A.; Zabel, F.; Niki, H. FTIR spectroscopic study of the gas-phase reaction of HO₂ with H₂CO. *Chem. Phys. Lett.* **1985**, *115*, 1-8.
- (3) Benson, S. W. Some observations on the kinetics and thermochemistry of the reactions of HO₂ radicals with aldehydes and ketones. *Int. J. Chem. Kinet.* **2001**, *33*, 509-512, doi:10.1002/kin.1047.
- (4) Burrows, J. P.; Moortgat, G. K.; Tyndall, G. S.; Cox, R. A.; Jenkin, M. E.; Hayman, G. D.; Veyret, B. Kinetics and mechanism of the photooxidation of formaldehyde. 2. Molecular modulation studies. *J. Phys. Chem.* **1989**, *93*, 2375-2382.
- (5) Evleth, E. M.; Melius, C. F.; Rayez, M. T.; Rayez, J. C.; Forst, W. Theoretical characterization of the reaction of hydroperoxy with formaldehyde. *J. Phys. Chem.* **1993**, *97*, 5040-5045, doi:10.1021/j100121a031.
- (6) Hermans, I.; Muller, J. F.; Nguyen, T. L.; Jacobs, P. A.; Peeters, J. Kinetics of alpha-hydroxy-alkylperoxyl radicals in oxidation processes. HO₂ initiated oxidation of ketones/aldehydes near the tropopause. *J. Phys. Chem. A* **2005**, *109*, 4303-4311, doi:10.1021/jp044080v.
- (7) Morajkar, P.; Schoemaeker, C.; Okumura, M.; Fittchen, C. Direct measurement of the equilibrium constants of the reaction of formaldehyde and acetaldehyde with HO₂ radicals. *Int. J. Chem. Kinet.* **2014**, *46*, 245-259, doi:10.1002/kin.20817.
- (8) Su, F.; Calvert, J. G.; Shaw, J. H. Mechanism of the photooxidation of gaseous formaldehyde. *J. Phys. Chem.* **1979**, *83*, 3185-3191, doi:10.1021/j100488a001.
- (9) Veyret, B.; Lesclaux, R.; Rayez, M.-T.; Rayez, J.-C.; Cox, R. A.; Moortgat, G. K. Kinetics and mechanism of the photooxidation of formaldehyde. 1. Flash photolysis study. *J. Phys. Chem.* **1989**, *93*, 2368-2374, doi:10.1021/j100343a033.
- (10) Zabel, F.; Sahetchian, K. A.; Chachaty, C. ESR spectra of free radicals formed during the gas-phase photo-oxidation of formaldehyde: Thermal stability of the HOCH₂OO radical. *Chem. Phys. Lett.* **1987**, *134*, 433-437.
7. **HO₂ + CH₃CHO → CH₃CH(OH)OO.** Tomas et al.⁵ measured this equilibrium constant from 298 to 373 K by using flash photolysis with time resolved UV absorption spectroscopy to monitor all three species (K_{eq} ≈ 5.9 × 10⁻¹⁷ cm³ molecule⁻¹ at 298 K). Moortgat et al.³ obtained product quantum yields from the photo-oxidation of CH₃CHO in air. In carrying out their data analysis, which involved a complicated chemical mechanism, they estimated K_{eq} ≈ 1 × 10⁻¹⁷

cm³ molecule⁻¹ at 298 K. Morajkar et al.⁴ used laser flash photolysis with cavity ring-down spectroscopy (CRDS) at 297 K to monitor HO₂ radicals in real time; acetaldehyde concentrations were established by preparing gas mixtures (periodically checked in the cell by using laser induced fluorescence of OH and the known rate constant for OH + CH₃CHO). In their experiments, the HO₂ bi-exponential decays were used to extract $K_{eq} = (1.7 \pm 0.5) \times 10^{-17}$ cm³ molecule⁻¹ at 298 K without the necessity of measuring the concentration of CH₃CH(OH)OO directly. The recommendation is based on the value obtained by Morajkar et al.⁴ and the temperature dependence determined by Tomas et al.;⁵ error bounds were set large enough to include almost all of the reported data. Theoretical calculations have been reported by Aloisia and Francisco¹ and by Hermans et al.²
(Table: 15-10, Note: 15-10, Evaluated: 15-10) [Back to Table](#)

- (1) Aloisia, S.; Francisco, J. S. Complexes of hydroxyl and hydroperoxyl radical with formaldehyde, acetaldehyde, and acetone. *J. Phys. Chem. A* **2000**, *104*, 3211-3224, doi:10.1021/jp993789c.
- (2) Hermans, I.; Muller, J. F.; Nguyen, T. L.; Jacobs, P. A.; Peeters, J. Kinetics of alpha-hydroxy-alkylperoxyl radicals in oxidation processes. HO₂ initiated oxidation of ketones/aldehydes near the tropopause. *J. Phys. Chem. A* **2005**, *109*, 4303-4311, doi:10.1021/jp044080v.
- (3) Moortgat, G. K.; Meyrahn, H.; Warneck, P. Photolysis of acetaldehyde in air: CH₄, CO and CO₂ quantum yields. *ChemPhysChem* **2010**, *11*, 3896-3908, doi:10.1002/cphc.201000757.
- (4) Morajkar, P.; Schoemaeker, C.; Okumura, M.; Fittchen, C. Direct measurement of the equilibrium constants of the reaction of formaldehyde and acetaldehyde with HO₂ radicals. *Int. J. Chem. Kinet.* **2014**, *46*, 245-259, doi:10.1002/kin.20817.
- (5) Tomas, A. E.; Villenave, E.; Lesclaux, R. Reactions of the HO₂ radical with CH₃CHO and CH₃C(O)O₂ in the gas phase. *J. Phys. Chem. A* **2001**, *105*, 3505-3514, doi:10.1021/jp003762p.

8. **HO₂ + CH₃C(O)CH₃ → HO₂•CH₃C(O)CH₃.** The recommendation is based on the measured equilibrium constants that have been reported by Grieman et al.⁴ and by Dillon et al.³ The two sets of data are in excellent agreement with each other. Both groups measured the HO₂ concentration with and without added acetone and identified the concentration difference with the concentration of the product (neither group observed the product adduct directly). Grieman et al. controlled the acetone concentration by temperature control of its vapor pressure and measured the HO₂ concentration by tunable IR diode laser absorption. Dillon et al used UV absorption to monitor the HO₂ and acetone concentrations. Both groups used information from theoretical calculations and other sources to determine that the product is the hydrogen bonded molecular complex (HBMC) and not the 2-hydroxyisopropylperoxyl radical isomer that is expected to be formed subsequently by a "tail-biting" cyclic hydrogen transfer reaction (analogous to the one that occurs in the reaction of HO₂ + CH₂O). Theoretical calculations at various levels of theory have been reported by Aloisia and Francisco,¹ Hermans et al.,⁶ Hermans et al.,⁵ Cours et al.,² and Dillon et al.³
(Table 15-10, Note 15-10, Evaluation 15-10) [Back to Table](#)

- (1) Aloisia, S.; Francisco, J. S. Complexes of hydroxyl and hydroperoxyl radical with formaldehyde, acetaldehyde, and acetone. *J. Phys. Chem. A* **2000**, *104*, 3211-3224, doi:10.1021/jp993789c.
- (2) Cours, T.; Canneaux, S.; Bohr, F. Features of the potential energy surface for the reaction of HO₂ radical with acetone. *Int. J. Quant. Chem.* **2007**, *107*, 1344-1354, doi:10.1002/qua.21269.
- (3) Dillon, T. J.; Pozzer, A.; Vereecken, L.; Crowley, J. N.; Lelieveld, J. Does acetone react with HO₂ in the upper-troposphere? *Atmos. Chem. Phys.* **2012**, *12*, 1339-1351, doi:10.5194/acp-12-1339-2012.
- (4) Grieman, F. J.; Noell, A. C.; Davis-Van Atta, C.; Okumura, M.; Sander, S. P. Determination of equilibrium constants for the reaction between acetone and HO₂ using infrared kinetic spectroscopy. *J. Phys. Chem. A* **2011**, *115*, 10527-10538, doi:10.1021/jp205347s.
- (5) Hermans, I.; Muller, J. F.; Nguyen, T. L.; Jacobs, P. A.; Peeters, J. Kinetics of alpha-hydroxy-alkylperoxyl radicals in oxidation processes. HO₂ initiated oxidation of ketones/aldehydes near the tropopause. *J. Phys. Chem. A* **2005**, *109*, 4303-4311, doi:10.1021/jp044080v.
- (6) Hermans, I.; Nguyen, T. L.; Jacobs, P. A.; Peeters, J. Tropopause chemistry revisited: HO₂*-initiated oxidation as an efficient acetone sink. *J. Am. Chem. Soc.* **2004**, *126*, 9908-9909, doi:10.1021/ja0467317.

9. **NO + NO₂.** The data are from JANAF² and Chao et al.¹ This process is included because a measurement of the rate constant by Smith and Yarwood⁴ and Markwalder et al.³ shows that it is too slow to be an important process in most atmospheric and laboratory systems.

(Table: 94-26, Note: 94-26, Evaluated: 94-26) [Back to Table](#)

- (1) Chao, J.; Wilhoit, R. C.; Zwolinski, B. J. Gas phase chemical equilibrium in dinitrogen trioxide and dinitrogen tetroxide. *Thermochem. Acta* **1974**, *10*, 359-371.
- (2) JANAF *Thermochemical Tables*, Third ed.; National Bureau of Standards, 1985.
- (3) Markwalder, B.; Gozel, P.; van den Bergh, H. Temperature-jump measurements on the kinetics of association and dissociation in weakly bound systems: N₂O₄ + M = NO₂ + NO₂ + M. *J. Chem. Phys.* **1992**, *97*, 5472-5479.

- (4) Smith, I. W. M.; Yarwood, G. Kinetic measurements on the system $\text{NO} + \text{NO}_2 \rightleftharpoons \text{N}_2\text{O}_3$ by time-resolved infrared laser absorption. *Chem. Phys. Lett.* **1986**, *130*, 24-28.
- 10. $\text{NO}_2 + \text{NO}_2$.** The data are from JANAF⁸ and Vosper,¹¹ Chao et al.,⁴ and Amoruso et al.¹ Rate data for this process are reported by Brunning et al.,³ Borrell et al.,² Gozel et al.,⁶ and Markwalder et al.⁹ A direct study by Harwood and Jones⁷ at low temperatures is in agreement with the recommendation. Estupiñán et al.,⁵ Wollenhaupt and Crowley,¹² and Tuchler et al.¹⁰ deduce values that are in essential agreement, within uncertainties, with the recommendation. (Table: 06-2, Note: 06-2, Evaluated: 06-2) [Back to Table](#)
- (1) Amoruso, A.; Crescentini, L.; Fiocco, G.; Volpe, M. New measurements of the NO_2 absorption cross section in the 440- to 460-nm region and estimates of the NO_2 - N_2O_4 equilibrium constant. *J. Geophys. Res.* **1993**, *98*, 16857-16863.
 - (2) Borrell, P.; Cobos, C. J.; Luther, K. Falloff curve and specific rate constants for the reaction $\text{NO}_2 + \text{NO}_2 \rightleftharpoons \text{N}_2\text{O}_4$. *J. Phys. Chem.* **1988**, *92*, 4377-4384.
 - (3) Brunning, J.; Frost, M. J.; Smith, I. W. M. Kinetic measurements on the system: $2\text{NO}_2 \rightleftharpoons \text{N}_2\text{O}_4$ at (224 ± 2) K using time-resolved infrared laser absorption. *Int. J. Chem. Kinet.* **1988**, *20*, 957-965.
 - (4) Chao, J.; Wilhoit, R. C.; Zwolinski, B. J. *Thermochim. Acta* **1974**, *10*, 361-371.
 - (5) Estupiñán, E. G., J. M. Nicovich and P.H. Wine A temperature-dependent kinetics study of the important stratospheric reaction $\text{O}(^3\text{P}) + \text{NO}_2 \rightarrow \text{O}_2 + \text{NO}$. *J. Phys. Chem. A* **2001**, *105*, 9697-9703, doi:10.1021/jp011940o.
 - (6) Gozel, P.; Calpani, B.; van den Bergh, H. Temperature jump measurements in gas kinetics. *Israel J. Chem.* **1984**, *24*, 210-213.
 - (7) Harwood, M. H.; Jones, R. L. Temperature dependent ultraviolet-visible absorption cross sections of NO_2 and N_2O_4 : Low-temperature measurements of the equilibrium constant for $2\text{NO}_2 \rightleftharpoons \text{N}_2\text{O}_4$. *J. Geophys. Res.* **1994**, *99*, 22955-22964.
 - (8) JANAF *Thermochemical Tables*, Third ed.; National Bureau of Standards, 1985.
 - (9) Markwalder, B.; Gozel, P.; van den Bergh, H. Temperature-jump measurements on the kinetics of association and dissociation in weakly bound systems: $\text{N}_2\text{O}_4 + \text{M} = \text{NO}_2 + \text{NO}_2 + \text{M}$. *J. Chem. Phys.* **1992**, *97*, 5472-5479.
 - (10) Tuchler, M. F.; Schmidt, K. L.; Morgan, M. A CRDS approach to gas phase equilibrium constants: the case of $\text{N}_2\text{O}_4 \rightleftharpoons 2\text{NO}_2$ at 283 K. *Chem. Phys. Lett.* **2005**, *401*, 393-399, doi:10.1016/j.cplett.2004.11.083.
 - (11) Vosper, A. J. Dissociation of dinitrogen tetroxide in gas phase. *J. Chem. Soc. A* **1970**, *1970*, 625-627.
 - (12) Wollenhaupt, M.; Crowley, J. N. Kinetic studies of the reactions $\text{CH}_3 + \text{NO}_2 \rightarrow$ products, $\text{CH}_3\text{O} + \text{NO}_2 \rightarrow$ products, and $\text{OH} + \text{CH}_3\text{C}(\text{O})\text{CH}_3 \rightarrow \text{CH}_3\text{C}(\text{O})\text{OH} + \text{CH}_3$, over a range of temperature and pressure. *J. Phys. Chem. A* **2000**, *104*, 6429-6438, doi:10.1021/jp0005726.
- 11. $\text{NO}_2 + \text{NO}_3$.** The recommendation is based on the direct measurements of K_{eq} reported by Cantrell et al.,² Hjorth et al.,⁶ and Osthoff et al.⁹ As pointed out by Osthoff et al., the differences among the direct measurements of K_{eq} differ mostly because of calibration errors in the absorption coefficients of NO_2 , N_2O_5 , and the NO_3 free radical. The recommended pre-exponential factor (parameter "A") is the geometric mean of the values from Cantrell et al.,² Hjorth et al.,⁶ and Osthoff et al.,⁹ the recommended exponential parameter (i.e. parameter "B") is the average of the values reported in the same studies. The current recommendation is similar to the previous recommendation, which was based on the 'kinetics' K_{eq} reported by Cantrell et al.,³ who carried out a thorough review of previous literature. They used their own measured rate constants for the decomposition reaction and the rate constants reported by Orlando et al.⁸ for the recombination reaction to derive the 'kinetics' K_{eq} . The current recommendation is also in good agreement with the data of Burrows et al.¹ and with the room temperature data of Tuazon et al.¹⁴ and of Perner et al.,¹⁰ and with the exponential factor of Wängberg et al.,¹⁶ although their absolute values of K_{eq} differ significantly, probably due to an unidentified calibration error. It is also in good agreement with the evaluation by Pritchard,¹¹ who reviewed the data of Cantrell et al.,² Burrows et al.,¹ Graham and Johnston,⁵ Wängberg et al.,¹⁶ Schott and Davidson,¹² and the room temperature data of Tuazon et al.,¹⁴ Perner et al.,¹⁰ and Hjorth et al.⁶ Pritchard also included the values given by Smith et al.,¹³ and Kircher et al.,⁷ who combined data on the forward reaction with decomposition data of by Connell and Johnston⁴ and Viggiano et al.¹⁵ (Table: 15-10 Note: 15-10, Evaluation: 15-10) [Back to Table](#)
- (1) Burrows, J. P.; Tyndall, G. S.; Moortgat, G. K. A study of the N_2O_5 equilibrium between 275 and 315 K and determination of the heat of formation of NO_3 . *Chem. Phys. Lett.* **1985**, *119*, 193-198.
 - (2) Cantrell, C. A.; Davidson, J. A.; McDaniel, A. H.; Shetter, R. E.; Calvert, J. G. The equilibrium constant for $\text{N}_2\text{O}_5 \rightleftharpoons \text{NO}_2 + \text{NO}_3$: Absolute determination by direct measurement from 243 to 397 K. *J. Chem. Phys.* **1988**, *88*, 4997-5006.

- (3) Cantrell, C. A.; Shetter, R. E.; Calvert, J. G.; Tyndall, G. S.; Orlando, J. J. Measurement of rate coefficients for the unimolecular decomposition of N_2O_5 . *J. Phys. Chem.* **1993**, *97*, 9141-9148.
- (4) Connell, P. S.; Johnston, H. S. The thermal dissociation of N_2O_5 in N_2 . *Geophys. Res. Lett.* **1979**, *6*, 553-556.
- (5) Graham, R. A.; Johnston, H. S. The photochemistry of NO_3 and the kinetics of the N_2O_5 - O_3 system. *J. Phys. Chem.* **1978**, *82*, 254-268, doi:10.1021/j100492a002.
- (6) Hjorth, J.; Nothholt, J.; Restelli, G. A spectroscopy study of the equilibrium $\text{NO}_2 + \text{NO}_3 + \text{M} \rightleftharpoons \text{N}_2\text{O}_5 + \text{M}$ and the kinetics of the $\text{O}_3/\text{N}_2\text{O}_5/\text{NO}_3/\text{NO}_2/\text{air}$ system. *Int. J. Chem. Kinet.* **1992**, *24*, 51-65.
- (7) Kircher, C. C.; Margitan, J. J.; Sander, S. P. Temperature and pressure dependence study of the reaction $\text{NO}_2 + \text{NO}_3 + \text{M} \rightarrow \text{N}_2\text{O}_5 + \text{M}$. *J. Phys. Chem.* **1984**, *88*, 4370-4375.
- (8) Orlando, J. J.; Tyndall, G. S.; Cantrell, C. A.; Calvert, J. G. Temperature and pressure dependence of the rate coefficient for the reaction $\text{NO}_3 + \text{NO}_2 \rightarrow \text{N}_2\text{O}_5 + \text{N}_2$. *J. Chem. Soc. Faraday Trans.* **1991**, *87*, 2345-2349.
- (9) Osthoff, H. D.; Pilling, M. J.; Ravishankara, A. R.; Brown, S. S. Temperature dependence of the NO_3 absorption cross-section above 298 K and determination of the equilibrium constant for $\text{NO}_3 + \text{NO}_2 \leftrightarrow \text{N}_2\text{O}_5$ at atmospherically relevant conditions. *Phys. Chem. Chem. Phys.* **2007**, *9*, 5785-5793, doi:10.1039/b709193a.
- (10) Perner, D.; Schmeltekopf, A.; Winkler, R. H.; Johnston, H. S.; Calvert, J. G.; Cantrell, C. A.; Stockwell, W. R. A laboratory and field study of the equilibrium $\text{N}_2\text{O}_5 \rightleftharpoons \text{NO}_3 + \text{NO}_2$. *J. Geophys. Res.* **1985**, *90*, 3807-3812.
- (11) Pritchard, H. O. The nitrogen pentoxide dissociation equilibrium. *Int. J. Chem. Kinet.* **1994**, *26*, 61-72.
- (12) Schott, G.; Davidson, N. Shock waves in chemical kinetics: The decomposition of N_2O_5 at high temperatures. *J. Am. Chem. Soc.* **1958**, *80*, 1841-1853.
- (13) Smith, C. A.; Ravishankara, A. R.; Wine, P. H. Kinetics of the reaction $\text{NO}_2 + \text{NO}_3 + \text{M}$ at low pressures and 298 K. *J. Phys. Chem.* **1985**, *89*, 1423-1427, doi:10.1021/j100254a024.
- (14) Tuazon, E. C.; Sanhueza, E.; Atkinson, R.; Carter, W. P. L.; Winer, A. M.; Pitts, J. N., Jr. Direct determination of the equilibrium constant at 298 K for the $\text{NO}_2 + \text{NO}_3 \leftrightarrow \text{N}_2\text{O}_5$ reactions. *J. Phys. Chem.* **1984**, *88*, 3095-3098, doi:10.1021/j150658a033.
- (15) Viggiano, A. A.; Davidson, J. A.; Fehsenfeld, F. C.; Ferguson, E. E. Rate constants for the collisional dissociation of N_2O_5 by N_2 . *J. Chem. Phys.* **1981**, *74*, 6113-6125.
- (16) Wangberg, I.; Etkorn, T.; Barnes, I.; Platt, U.; Becker, K. H. Absolute determination of the temperature behavior of the $\text{NO}_2 + \text{NO}_3 + (\text{M}) \leftrightarrow \text{N}_2\text{O}_5 + (\text{M})$ equilibrium. *J. Phys. Chem. A* **1997**, *101*, 9694-9698.

12. $\text{CH}_3\text{O}_2 + \text{NO}_2$. Zabel et al.⁴ have measured k (dissociation) as a function of pressure ($10 < P/\text{Torr} < 800$) and temperature ($253 < T/\text{K} < 272$). Bahta et al.¹ have measured k (dissociation) at 263 K. Using the values of k (recombination) suggested in this evaluation, (Table-2) Golden³ has re-evaluated the equilibrium constant. Bridier et al.² measure an equilibrium constant in good agreement with this recommendation, reducing the uncertainty even further.

(Table: 06-2, Note: 06-2, Evaluated: 06-2) [Back to Table](#)

- (1) Bahta, A.; Simonaitis, R.; Heicklen, J. Thermal decomposition kinetics of $\text{CH}_3\text{O}_2\text{NO}_2$. *J. Phys. Chem.* **1982**, *86*, 1849-1853.
- (2) Bridier, I.; Lesclaux, R.; Veyret, B. Flash photolysis kinetic study of the equilibrium $\text{CH}_3\text{O}_2 + \text{NO}_2 \leftrightarrow \text{CH}_3\text{O}_2\text{NO}_2$. *Chem. Phys. Lett.* **1992**, *191*, 259-263.
- (3) Golden, D. M. Evaluating data for atmospheric models, an example: $\text{CH}_3\text{O}_2 + \text{NO}_2 = \text{CH}_2\text{O}_2\text{NO}_2$. *Int. J. Chem. Kinet.* **2005**, *37*, 625-632, doi:10.1002/kin.20104.
- (4) Zabel, F.; Reimer, A.; Becker, K. H.; Fink, E. H. Thermal decomposition of alkyl peroxy nitrates. *J. Phys. Chem.* **1989**, *93*, 5500-5507.

13. $\text{CH}_3\text{C}(\text{O})\text{O}_2 + \text{NO}_2$. The recommendation is derived from measurements of the rate constants in both directions by Bridier et al.¹ These authors used the values of the rate constants at 298 K and a calculated value of the entropy change to get a third law value of the equilibrium constant. Their value of the enthalpy is exactly reproduced in a theoretical study by Miller et al.² A theoretical study by Wei et al.³ is noted.

(Table: 06-2, Note: 10-6, Evaluated 10-6) [Back to Table](#)

- (1) Bridier, I.; Caralp, F.; Loirat, H.; Lesclaux, R.; Veyret, B.; Becker, K. H.; Reimer, A.; Zabel, F. Kinetic and theoretical studies of the reactions $\text{CH}_3\text{C}(\text{O})\text{O}_2 + \text{NO}_2 + \text{M} \rightleftharpoons \text{CH}_3\text{C}(\text{O})\text{O}_2\text{NO}_2 + \text{M}$ between 248 and 393 K and between 30 and 760 Torr. *J. Phys. Chem.* **1991**, *95*, 3594-3600.
- (2) Miller, C. E.; Lynton, J. I.; Keevil, D. M.; Francisco, J. S. Dissociation pathways of peroxyacetyl nitrate (PAN). *J. Phys. Chem. A* **1999**, *103*, 11451-11459.
- (3) Ruscic, B.; Boggs, J. E.; Burcat, A.; Csaszar, A. G.; Demaison, J.; Janoschek, R.; Martin, J. M. L.; Morton, M. L.; Rossi, M. J.; Stanton, J. F.; Szalay, P. G.; Westmoreland, P. R.; Zabel, F.; Berces, T. IUPAC critical

evaluation of thermochemical properties of selected radicals. Part I. *J. Phys. Chem. Ref. Data* **2005**, *34*, 573-656, doi:10.1063/1.1724828.

14. **CH₃CH₂C(O)O₂ + NO₂.** Assumed to be the same as for PAN (Note 7). Both sides of the of the reaction differ from PAN by the group C-(C)(CO)(H)₂. Error limits are estimated and expanded from those for PAN. (Table: 02-25, Note: 02-25, Evaluated: 02-25) [Back to Table](#)
15. **CH₃C(O)CH₂ + O₂.** Hassouna et al.¹ measured the rate constant and equilibrium constant for this reaction. The temperature range for the equilibrium measurements was 459 < T/K < 520. They extracted the entropy and enthalpy changes over this temperature range from a van't Hoff plot. (Second Law.) Values reported are $\Delta S = -143.0 \pm 4.0 \text{ J mol}^{-1} \text{ K}^{-1}$ and $\Delta H = -105.0 \pm 2.0 \text{ kJ mol}^{-1}$. The value in Table 3 is computed assuming that these thermochemical values are constant to 200 K. They also performed quantum calculations, which confirmed the enthalpy measurement. They suggest $\Delta H_{f,298}(\text{CH}_3\text{C(O)CH}_2) = -32.9 \pm 2.0 \text{ kJ mol}^{-1}$. (Table: 10-6, Note: 10-6, Evaluated: 10-6) [Back to Table](#)
- (1) Hassouna, M.; Delbos, E.; Devolder, P.; Viskolcz, B.; Fittschen, C. Rate and equilibrium constant of the reaction of 1-methylvinoxy radicals with O₂: $\text{CH}_3\text{COCH}_2 + \text{O}_2 \leftrightarrow \text{CH}_3\text{COCH}_2\text{O}_2$. *J. Phys. Chem. A* **2006**, *110*, 6667-6672, doi:10.1021/jp0558270.
16. **F + O₂.** Taken from Campuzano-Jost et al.¹ There is good agreement with data from Pagsberg et al.⁶ This corresponds to a value for $\Delta H_{f,298}(\text{FO}_2) = 6.13 \pm 0.5 \text{ kcal mol}^{-1}$. There are several modern theoretical computations^{2,3,5} of this value, ranging from 6 to 9 kcal mol⁻¹. Feller et al.⁴ compute $5.8 \pm 0.3 \text{ kcal mol}^{-1}$. (Table: 10-6, Note: 10-6, Evaluated: 10-6) [Back to Table](#)
- (1) Campuzano-Jost, P.; Croce, A. E.; Hippler, H.; Siefke, M.; Troe, J. Kinetic and thermodynamic properties of the F + O₂ reaction system under high pressure and low temperature conditions. *J. Chem. Phys.* **1995**, *102*, 5317-5326.
- (2) Denis, P. A., and O. N. Ventura CCSDT study of the fluoroperoxy radical, FOO. *Chem. Phys. Lett.* **2004**, *385*, 292-297, doi:10.1016/j.cplett.2003.12.081.
- (3) Feller, D.; Dixon, D. A. Coupled cluster theory and multireference configuration interaction study of FO, F₂O, FO₂, and FOO. *J. Phys. Chem. A* **2003**, *107*, 9641-9651, doi:10.1021/jp030267v.
- (4) Feller, D.; Peterson, K. A.; Dixon, D. A. A survey of factors contributing to accurate theoretical predictions of atomization energies and molecular structures. *J. Chem. Phys.* **2008**, *129*, 204105, doi:10.1063/1.3008061.
- (5) Francisco, J. S., Y. Zhao, W. A. Lester, Jr., and I. H. Williams Theoretical studies of the structure and thermochemistry of FO₂ radical: Comparison of Møller-Plesset perturbation, complete-active-space self-consistent-field, and quadratic configuration interaction methods. *J. Chem. Phys.* **1992**, *96*, 2861-2867.
- (6) Pagsberg, P.; Ratajczak, E.; Sillesen, A.; Jodkowski, J. T. Spectrokinetic studies of the gas-phase equilibrium $\text{F} + \text{O}_2 \rightleftharpoons \text{FO}_2$ between 295 and 359 K. *Chem. Phys. Lett.* **1987**, *141*, 88-94.
17. **Cl + O₂.** Data are from Baer et al.,¹ Nicovich et al.,³ and Mauldin et al.² Zhu and Lin⁴ have reported structure and frequency calculations and a heat of formation for ClOO. Using known thermochemistry for Cl and O₂ and entropy values for ClOO computed from Zhu and Lin, $\Delta H_{f,0}(\text{ClOO}) = 23.85 \pm 0.1 \text{ kcal mole}^{-1}$ is obtained by the third law method from the individual data points of the Nicovich et al.³ data. The Baer et al.¹ paper reports only one value at each temperature and only graphically, but yields essentially the same value as Nicovich et al.³ The third law value from Mauldin et al.² is less stable by 0.4 kcal mole⁻¹. Earlier values, both experimental and theoretical, of the structural parameters of ClOO are referenced in Zhu and Lin.⁴ $S^\circ_{298}(\text{ClOO}) = 64.6 \text{ cal mole}^{-1} \text{ K}^{-1}$ and $\Delta H_{f,298}(\text{ClOO}) = 23.5 \pm 0.5 \text{ kcal mole}^{-1}$ are recommended. (Table: 06-2, Note: 06-2, Evaluated: 06-2) [Back to Table](#)
- (1) Baer, S.; Hippler, H.; Rahn, R.; Siefke, M.; Seitzinger, N.; Troe, J. Thermodynamic and kinetic properties of the reaction $\text{Cl} + \text{O}_2 + \text{M} \rightleftharpoons \text{ClOO} + \text{M}$ in the range 160-300 K and 1-1000 bar. *J. Chem. Phys.* **1991**, *95*, 6463-6470.
- (2) Mauldin, R. L., III; Burkholder, J. B.; Ravishankara, A. R. A photochemical, thermodynamic, and kinetic study of ClOO. *J. Phys. Chem.* **1992**, *96*, 2582-2588.
- (3) Nicovich, J. M.; Kreutter, K. D.; Shackelford, C. J.; Wine, P. H. Thermochemistry and kinetics of the Cl + O₂ association reaction. *Chem. Phys. Lett.* **1991**, *179*, 367-373.
- (4) Zhu, R. S.; Lin, M. C. Ab initio studies of ClO_x reactions. VIII. Isomerization and decomposition of ClO₂ radicals and related bimolecular processes. *J. Chem. Phys.* **2003**, *119*, 2075-2082, doi:10.1063/1.1585027.

- 18. Cl + CO.** From fitting the data of Nicovich et al.¹ who measured both k and K_{eq} between 185 and 260 K in N_2 . They report $\Delta H_{\text{f},298}(\text{ClCO}) = -5.2 \pm 0.6 \text{ kcal mol}^{-1}$.
(Table: 06-2, Note: 06-2, Evaluated: 06-2) [Back to Table](#)
- (1) Nicovich, J. M.; Kreutter, K. D.; Wine, P. H. Kinetics and thermochemistry of ClCO formation from the Cl + CO association reaction. *J. Chem. Phys.* **1990**, *92*, 3539-3544.
- 19. ClO + O₂.** DeMore² reports $K_{\text{eq}} < 4 \times 10^{-18} \text{ cm}^3 \text{ molecule}^{-1}$ at 197 K. His temperature dependence of the equilibrium constant is estimated using $S^\circ_{298}(\text{ClO}\cdot\text{O}_2) = 73 \text{ cal mol}^{-1} \text{ K}^{-1}$ and $\Delta H^\circ_{298} < 7.7 \text{ kcal mol}^{-1}$. A higher value of K_{eq} has been proposed by Prasad,³ but it requires $S^\circ(\text{ClO}\cdot\text{O}_2)$ to be about $83 \text{ cal mol}^{-1} \text{ K}^{-1}$, which seems unreasonably high. Carter and Andrews¹ found no experimental evidence for ClO \cdot O₂ in matrix experiments. Prasad and Lee⁴ discuss these issues and question the validity of the upper limit reported by DeMore.
(Table: 92-20, Note: 94-26, Evaluated: 94-26) [Back to Table](#)
- (1) Carter, R. O.; Andrews, L. Matrix spectroscopic studies of chlorine atom-ozone reaction products. *J. Phys. Chem.* **1981**, *85*, 2351-2354, doi:10.1021/j150616a011.
- (2) DeMore, W. B. Equilibrium constant for the reaction $\text{ClO} + \text{O}_2 \leftrightarrow \text{ClO}\cdot\text{O}_2$. *Geophys. Res. Lett.* **1990**, *17*, 2353-2355.
- (3) Prasad, S. S. Possible existence and chemistry of ClO \cdot O₂ in the stratosphere. *Nature* **1980**, *285*, 152.
- (4) Prasad, S. S.; Lee, T. J. Atmospheric chemistry of the reaction $\text{ClO} + \text{O}_2 \leftrightarrow \text{ClO}\cdot\text{O}_2$: Where it stands, what needs to be done, and why? *J. Geophys. Res.* **1994**, *99*, 8225-8230.
- 20. (a) ClO + ClO \rightarrow ClOOC1.** The values of the equilibrium constant and the thermochemical parameters are from a third-law calculation based on the data of Hume et al.,¹² which span temperatures from 206 K to 250 K. A second-law analysis of the data of Hume et al. is highly consistent with the third-law results. The data of Hume et al. are statistically much more precise than previous studies and extend to lower temperatures, which are more relevant to the stratosphere. The recommendation is generally consistent with the data of Cox and Hayman⁷ and Nickolaisen et al.,¹⁶ which were the basis for the previous recommendation. The 95% error limits were chosen to incorporate all the data points in these two studies and to include the error range estimated by Hume et al. The entropy of ClOOC1 ($302.9 \text{ J mol}^{-1} \text{ K}^{-1}$ at 298 K) was calculated from rotational constants measured by Birk et al.,³ four vibrational frequencies measured by Jacobs et al.,¹³ and two frequencies computed by Matus et al.¹⁵ The entropy values are in close agreement with those calculated by Zhu and Lin²² (symmetry number corrected by Golden¹⁰ to account for optical isomers) or by treatment of the torsion as a hindered rotor², in which case the symmetry number correction is not required. From the third-law analysis, the ClOOC1 heat of formation at 0 K and 298 K are $\Delta H^\circ_{\text{f},0} = 133.3 \pm 1 \text{ kJ mol}^{-1}$ and $\Delta H^\circ_{\text{f},298} = 130.1 \pm 1 \text{ kJ mol}^{-1}$, in good agreement with the analysis of Hume et al. A study of branching ratios of ClO + ClO channels in Cl₂/O₂/O₃ mixtures by Horowitz et al.¹¹ also finds the equilibrium constant in O₂ at 285 K to be in agreement with the recommendation. Values at single temperatures from Ellermann et al.⁸ and from Boakes et al.⁴ fall within the 95% confidence limit. Broske and Zabel⁵ measured the reverse reaction at four temperatures between 245 and 260 K. They used the parameters for the forward reaction recommended in JPL 02-25 to suggest van't Hoff parameters of 5.09×10^{-26} and 7584. van't Hoff parameters suggested by Plenge et al.,¹⁷ who measured $\Delta H_{\text{f},0}(\text{ClOOC1}) = 134.0 \pm 2.80 \text{ kJ mol}^{-1}$ by photoionization mass spectrometry and computed the entropy change for the reaction, are 1.92×10^{-27} and 8430. Ferracci and Rowley⁹ report values of K_{eq} between 250 and 313 K that also fall within the 95% confidence limits. Several studies have derived values of K_{eq} using atmospheric measurements in the nighttime polar stratosphere under conditions where ClO and ClOOC1 should be in equilibrium. These are summarized here but are not used in the derivation of the recommended equilibrium constants. Avallone and Toohey¹ used $K_{\text{eq}} = 1.99 \times 10^{-30} \times T \times \exp(8854/T)$ derived from *in situ* aircraft experiments. The Avallone and Toohey¹ expression yields values that are quite close to those from the recommended expression. Atmospheric measurements from an airborne platform have also been used by von Hobe et al.²¹ to deduce K_{eq} parameters of 3.61×10^{-27} and 8167, resulting in values which lie close to the lower 95% confidence limit. A reanalysis by Salawitch and Canty¹⁸ of ER-2 data between 185 and 200 K, from Stimpfle et al.²⁰ results in an expression for K_{eq} which lies within the uncertainty bounds and is quite close to the Avallone and Toohey¹ expression. Santee et al.¹⁹ report measurements in the Arctic and Antarctic night by satellite based instruments, which are close to the current recommendation. The recent analysis by Kleinböhl et al.¹⁴ is also consistent with the current recommendation.
(Table 15-10, Note: 15-10, Evaluated: 15-10)
- (b) ClO+ClO \rightarrow ClOC1O.** Zhu and Lin²² used the G2 composite method to calculate the bond dissociation energy $D_0(\text{ClO}-\text{ClO}) = 49.8 \text{ kJ mol}^{-1}$. Matus et al.¹⁵ used the CCSD(T)/aug-cc-pV(5+d)Z method extrapolated to the complete basis set limit and found that ClOC1O is less strongly bound than ClOOC1 by 33.9 kJ mol^{-1} at 298 K (Matus et al. estimate their errors to be less than 4.2 kJ mol^{-1}). Combining this value from Matus et al. with $\Delta H_{\text{f},298}(\text{ClOOC1}) = 130.1 \pm 1 \text{ kJ mol}^{-1}$ gives $\Delta H_{\text{f},298}(\text{ClOC1O}) = 164.0 \pm 5 \text{ kJ/mol}$ ($\Delta H_{\text{f},0} = 166.5 \pm 5 \text{ kJ/mol}$) for ClOC1O. The vibrational

frequencies and moments of inertia calculated by Matus et al. are in good agreement with those of Zhu and Lin²² and Chase⁶. The entropy of ClOClO was calculated using the harmonic frequencies from Matus et al.,¹⁵ anharmonicities computed by Maranzana (2007, unpublished), and rotational constants from Chase,⁶ giving $S_{298}^{\circ}(\text{ClOClO}) = 312.6 \text{ J K}^{-1} \text{ mol}^{-1}$. Thermodynamic data for ClO radicals were taken from Chase.⁶ The 1-sigma errors in $\Delta S_{r,298}$ and $\Delta H_{r,298}$ are estimated to be $6 \text{ J K}^{-1} \text{ mol}^{-1}$ and 6 kJ mol^{-1} , respectively. Using these parameters, the equilibrium constant is given by $K_{\text{eq}}(\text{ClOClO}) = 6.5 \times 10^{-27} \times \exp(4460/T)$ with uncertainty factors $f(298) = 2$ and $g = 600$. (Table: 15-10, Note: 15-10, Evaluated: 15-10) [Back to Table](#)

- (1) Avallone, L. M.; Toohey, D. W. Tests of halogen photochemistry using in situ measurements of ClO and BrO in the lower polar stratosphere. *J. Geophys. Res.* **2001**, *106*, 10411-10421.
- (2) Barker, J. R.; Ortiz, N. F.; Preses, J. M.; Lohr, L. L.; Maranzana, A.; Stimac, P. J.; Nguyen, T. L.; Kumar, T. J. D. MultiWell <http://aoss.engin.umich.edu/multiwell/>. University of Michigan: Ann Arbor, MI, 2011.
- (3) Birk, M.; Friedl, R. R.; Cohen, E. A.; Pickett, H. M.; Sander, S. P. The rotational spectrum and structure of chlorine peroxide. *J. Chem. Phys.* **1989**, *91*, 6588-6597.
- (4) Boakes, G.; Mok, W. H. H.; Rowley, D. M. Kinetic studies of the ClO + ClO association reaction as a function of temperature and pressure. *Phys. Chem. Chem. Phys.* **2005**, *7*, 4102-4113, doi:10.1039/b510308h.
- (5) Broske, R.; Zabel, F. Thermal decomposition of ClOOC1. *J. Phys. Chem. A* **2006**, *110*, 3280-3288, doi:10.1021/jp0550053.
- (6) Chase, M. W. NIST-JANAF thermochemical tables. *J. Phys. Chem. Ref. Data* **1998**, *Monograph 9*.
- (7) Cox, R. A.; Hayman, G. D. The stability and photochemistry of dimers of the ClO radical and implications for Antarctic ozone depletion. *Nature* **1988**, *332*, 796-800.
- (8) Ellermann, T.; Johnsson, K.; Lund, A.; Pagsberg, P. Kinetics and equilibrium-constant of the reversible reaction $\text{ClO} + \text{ClO} + \text{M} \leftrightarrow \text{Cl}_2\text{O}_2 + \text{M}$ at 295 K. *Acta Chem. Scand.* **1995**, *49*, 28-35.
- (9) Ferracci, V.; Rowley, D. M. Kinetic and thermochemical studies of the $\text{ClO} + \text{ClO} + \text{M} \rightleftharpoons \text{Cl}_2\text{O}_2 + \text{M}$ reaction. *Phys. Chem. Chem. Phys.* **2010**, *12*, 11596-11608, doi:10.1039/c0cp00308e.
- (10) Golden, D. M. Reaction $\text{ClO} + \text{ClO} \rightarrow$ products: Modeling and parameterization for use in atmospheric models. *Int. J. Chem. Kinet.* **2003**, *35*, 206-211, doi:10.1002/kin.10120.
- (11) Horowitz, A.; Crowley, J. N.; Moortgat, G. K. Temperature dependence of the product branching ratios of the ClO self-reaction in oxygen. *J. Phys. Chem.* **1994**, *98*, 11924-11930, doi:10.1021/j100097a019.
- (12) Hume, K. L.; Bayes, K. D.; Sander, S. P. The equilibrium constant for the reaction $\text{ClO} + \text{ClO} \leftrightarrow \text{ClOOC1}$ between 250 and 206 K. *J. Phys. Chem. A* **2015**, *119*, 4473-4481, doi:10.1021/jp510100n.
- (13) Jacobs, J.; Kronberg, M.; Müller, H. S. P.; Willner, H. An experimental study on the photochemistry and vibrational spectroscopy of three isomers of Cl_2O_2 isolated in cryogenic matrices. *J. Am. Chem. Soc.* **1994**, *116*, 1106-1114, doi:10.1021/ja00082a038.
- (14) Kleinböhl, A.; Khosravi, M.; J. Urban; Canty, T.; Salawitch, R. J.; G. C. Toon; Küllmann, H.; Notholt, J. Constraints for the photolysis rate and the equilibrium constant of ClO-dimer from airborne and balloon-borne measurements of chlorine compounds. *Geophys. Res. Atmos.* **2014**, *119*, 6916-6937, doi:10.1002/2013JD021433.
- (15) Matus, M. H.; Nguyen, M. T.; Dixon, D. A.; Peterson, K. A.; Francisco, J. S. ClClO₂ is the most stable isomer of Cl₂O₂. Accurate coupled cluster energetics and electronic spectra of Cl₂O₂ isomers. *J. Phys. Chem. A* **2008**, *112*, 9623-9627, doi:10.1021/jp806220r.
- (16) Nickolaisen, S. L.; Friedl, R. R.; Sander, S. P. Kinetics and mechanism of the ClO + ClO reaction: Pressure and temperature dependences of the bimolecular and termolecular channels and thermal decomposition of chlorine peroxide, ClOOC1. *J. Phys. Chem.* **1994**, *98*, 155-169, doi:10.1021/j100052a027.
- (17) Plenge, J.; Kühl, S.; Vogel, B.; Müller, R.; Strohm, F.; von Hobe, M.; Flesch, R.; Rühl, E. Bond strength of chlorine peroxide. *J. Phys. Chem. A* **2005**, *109*, 6730-6734, doi:10.1021/jp044142h.
- (18) Salawitch, R. J.; Canty, T., Personal Communication.
- (19) Santee, M. L.; Sander, S. P.; Livesey, N. J.; Froidevaux, L. Constraining the chlorine monoxide (ClO)/chlorine peroxide (ClOOC1) equilibrium constant from Aura microwave limb sounder measurements of nighttime ClO. *Proc. Natl. Acad. Sci. USA* **2010**, *107*, 6588-6593, doi:10.1073/pnas.0912659107.
- (20) Stimpfle, R. M.; Wilmouth, D. M.; Salawitch, R. J.; Anderson, J. G. First measurements of ClOOC1 in the stratosphere: The coupling of ClOOC1 and ClO in the Arctic polar vortex. *J. Geophys. Res.* **2004**, *109*, D03301, doi:10.1029/2003jd003811.
- (21) von Hobe, M.; Grooss, J. U.; Müller, R.; Hrechanyy, S.; Winkler, U.; Strohm, F. A re-evaluation of the ClO/Cl₂O₂ equilibrium constant based on stratospheric in-situ observations. *Atmos. Chem. Phys.* **2005**, *5*, 693-702.
- (22) Zhu, R. S.; Lin, M. C. *Ab initio* studies of ClO_x reactions. IV. Kinetics and mechanism for the self-reaction of ClO radicals. *J. Chem. Phys.* **2003**, *118*, 4094-4106, doi:10.1063/1.1540623.

21. Cl + OClO. Because of the high energy barriers calculated for other plausible pathways (ClO + ClO or isomerization of ClOOC1 and ClOClO), this pathway seems to be the most relevant for formation and dissociation of ClClO₂

(chloryl chloride). Zhu and Lin⁶ found energy barriers of >19 kcal mol⁻¹ separating ClClO₂ from ClOOCl and ClOCIO; they did not identify any low energy paths from ClO + ClO. It is noteworthy that Bröske and Zabel¹ did not see any evidence for formation of ClClO₂ when they measured the gas phase thermolysis of ClOOCl, although they were able to measure ClClO₂ produced in wall reactions. Thus it seems unlikely that the gas phase isomerization reactions are fast enough to be significant. The recommended K_{eq} is based on the thermodynamic calculation. The vibrational frequencies and moments of inertia are known,^{4,5} giving $S^{\circ}_{298}(\text{ClClO}_2) = 294.4$ J K⁻¹ mol⁻¹. The heat of formation of ClClO₂ has not been measured, but it has been calculated many times (see Zhu and Lin⁶ for a summary of calculations up to 2003). The CCSD(T) calculations by Lee et al.² with large ANO basis sets was formerly regarded as the best. Recently, Matus et al.³ carried out even better calculations (i.e., CBS(Q5)) and concluded that $\Delta H_{f,0}(\text{ClClO}_2)$ is 3.5 kcal mol⁻¹ below that of ClOOCl. Matus et al. estimate their relative errors to be less than ± 1 kcal mol⁻¹. Coupled with the recommended value of 132.4 ± 3 kJ/mol for ClOOCl (see Note 14a), this gives $\Delta H_{f,0}(\text{ClClO}_2) = 117.8$ kJ/mol and $\Delta H_{f,298} = 113.7$ kJ/mol. The 1-sigma errors in $\Delta S_{r,298}$ and $\Delta H_{r,298}$ are estimated to be 6 J K⁻¹ mol⁻¹ and 5 kJ mol⁻¹, respectively.

(Table: 10-6, Note: 10-6, Evaluated: 10-6) [Back to Table](#)

- (1) Broske, R.; Zabel, F. Thermal decomposition of ClOOCl. *J. Phys. Chem. A* **2006**, *110*, 3280-3288, doi:10.1021/jp0550053.
- (2) Lee, T. J.; Rohlfing, C. M.; Rice, J. E. An extensive *ab initio* study of the structures, vibrational spectra, quadratic force fields, and relative energetics of three isomers of Cl₂O₂. *J. Chem. Phys.* **1992**, *97*, 6593-6605.
- (3) Matus, M. H.; Nguyen, M. T.; Dixon, D. A.; Peterson, K. A.; Francisco, J. S. ClClO₂ is the most stable isomer of Cl₂O₂. Accurate coupled cluster energetics and electronic spectra of Cl₂O₂ isomers. *J. Phys. Chem. A* **2008**, *112*, 9623-9627, doi:10.1021/jp806220r.
- (4) Müller, H. S. P.; Willner, H. Gas phase studies on chloryl chloride, ClClO₂. *Ber. Bunsenges. Phys. Chem.* **1992**, *96*, 427-431.
- (5) Müller, H. S. P.; Willner, H. Synthesis and properties of chloryl chloride, ClClO₂. *Inorg. Chem.* **1992**, *31*, 2527-2534.
- (6) Zhu, R. S.; Lin, M. C. *Ab initio* studies of ClO_x reactions. IV. Kinetics and mechanism for the self-reaction of ClO radicals. *J. Chem. Phys.* **2003**, *118*, 4094-4106, doi:10.1063/1.1540623.

22. ClO + OClO. Data are from Burkholder et al.,² Hayman and Cox,⁵ and Green et al.⁴ The best van't Hoff fit to all the data yields the recommended parameters. The 95% error limits encompass all the data. A calculation of the entropy and heat capacity from the structure and frequencies of ClOCl(O)O reported by Zhu and Lin⁸ allows a "3rd Law" fit that gives $K_{eq}/\text{cm}^{-1} \text{ molecule}^{-1} = 1.6 \times 10^{-27} \exp(7155/T)$ for $232 < T/K < 298$. By including the hindered rotor potential explicitly,¹ a new "3rd Law" fit obtained by fitting the data of Burkholder et al.² and Hayman and Cox,⁵ including the lowest temperature point, gives the new recommendation: $S^{\circ}_{298}(\text{Cl}_2\text{O}_3) = 337.8$ J K⁻¹ mol⁻¹ (80.7 cal mol⁻¹ K⁻¹) and $\Delta H_{f,0}(\text{Cl}_2\text{O}_3) = 143.9$ kJ mol⁻¹ (34.4 kcal mol⁻¹) and $\Delta H_{f,298}(\text{Cl}_2\text{O}_3) = 138.9$ kJ mol⁻¹ (33.2 kcal mol⁻¹). This compares to calculated values of $\Delta H_{f,0}(\text{Cl}_2\text{O}_3) = 32.3$ kcal mol⁻¹ from Zhu and Lin⁸ and 32.9 kcal mol⁻¹ from Sicre and Cobos.⁷ Burkholder et al.² reported that treating the lowest vibration as a free internal rotation increases the entropy of ClOCl(O)O by almost 9 cal mol⁻¹ K⁻¹, but this value, repeated by Green et al.,⁴ is not correct. Clark and Francisco,³ who calculated structure and frequencies, concluded that $S^{\circ}_{298}(\text{Cl}_2\text{O}_3) = 78.5$ cal mol⁻¹ K⁻¹, based on harmonic frequencies. Li et al.⁶ have also reported theoretical structure and frequencies in general agreement with Zhu and Lin⁸ and Clark and Francisco,³ but energetics that are quite different.

(Table: 10-6, Note: 10-6, Evaluated: 10-6) [Back to Table](#)

- (1) Barker, J. R.; Ortiz, N. F.; Preses, J. M.; Lohr, L. L.; Maranzana, A.; Stimac, P. J.; Nguyen, T. L.; Kumar, T. J. D. MultiWell <http://aoss.engin.umich.edu/multiwell/>. University of Michigan: Ann Arbor, MI, 2011.
- (2) Burkholder, J. B.; Mauldin, R. L.; Yokelson, R. J.; Solomon, S.; Ravishankara, A. R. Kinetic, thermodynamic, and spectroscopic study of Cl₂O₃. *J. Phys. Chem.* **1993**, *97*, 7597-7605.
- (3) Clark, J.; Francisco, J. S. Study of the stability of Cl₂O₃ using *ab initio* methods. *J. Phys. Chem. A* **1997**, *101*, 7145-7153.
- (4) Green, T. J.; Islam, M.; Guest, P.; Hickson, K.; Canosa-Mas, C. E.; Wayne, R. P. A discharge-flow study of Cl₂O₃. *Phys. Chem. Chem. Phys.* **2003**, *5*, 5409-5418, doi:10.1039/b311005b.
- (5) Hayman, G. D.; Cox, R. A. UV absorption spectrum and thermochemistry of Cl₂O₃ formed in the photolysis of OClO-containing mixtures at low temperatures. *Chem. Phys. Lett.* **1989**, *155*, 1-7.
- (6) Li, Q., S. Lu, Y. Xie, P. V. R. Schleyer and H. F. Schaefer, III Molecular structures, thermochemistry, and electron affinities for dichlorine oxides: Cl₂O_n/Cl₂O_n⁻ (n = 1-4). *Int. J. Quant. Chem.* **2003**, *95*, 731-757, doi:10.1002/qua.10634.
- (7) Sicre, J. E.; Cobos, C. J. Thermochemistry of the higher chlorine oxides ClO_x (x = 3,4) and Cl₂O_x (x = 3 - 7). *J. Mol. Struct. (Theochem)* **2003**, *620*, 215-226.

- (8) Zhu, R. S.; Lin, M. C. Ab initio studies of ClO_x reactions. VII. Isomers of Cl₂O₃ and their roles in the ClO + OCIO reaction. *J. Chem. Phys.* **2003**, *118*, 8645-8655, doi:10.1063/1.1565315.
- 23. OCIO + NO₃.** From theoretical calculations of Parthiban et al.² This value replaces the value that was previously deduced by Friedl et al.¹ Uncertainties are based on an assumed ±1 kcal mole⁻¹ uncertainty in the calculated heat of formation.
(Table: 10-6, Note: 15-10, Evaluated: 10-6) [Back to Table](#)
- (1) Friedl, R. R.; Sander, S. P.; Yung, Y. L. Chloryl nitrate: A novel product of the OCIO + NO₃ + M recombination. *J. Phys. Chem.* **1992**, *96*, 7490-7493.
- (2) Parthiban, S., T. J. Lee, S. Guha, and J. S. Francisco Theoretical study of chlorine nitrates: Implications for stratospheric chlorine chemistry. *J. Am. Chem. Soc.* **2003**, *125*, 10446-10458, doi:10.1021/ja010297g.
- 24. Br + CH₂=C(CH₃)CH=CH₂ (isoprene).** In a comprehensive study of the forward and reverse rates of this reaction (using laser flash photolysis of CF₂Br₂ precursor and atomic resonance fluorescence detection of Br-atoms), Laine et al.¹ determined K_{eq} from 210 to 298 K. The adduct(s) produced in the reaction are not known, but may consist of several isomers; calculations (G4 method) reported by Laine et al. show that the energetically most stable isomer is BrH₂CC(CH₃)CH=CH₂. Analysis of the data by 2nd Law and by 3rd Law methods produced results in good mutual agreement. Laine et al. averaged the 2nd Law and 3rd Law results to obtain Δ_rH²⁹⁸ = -67.5 ± 6.6 kJ mol⁻¹, and Δ_rS²⁹⁸ = -93 ± 16 J K⁻¹ mol⁻¹. The present recommendation is based on a 3rd Law analysis. The recommended error parameters are larger than the 40% 2σ relative errors (including both statistical and systematic) estimated by Laine et al.; they are set so that all of the K_{eq} data fall within the 2σ error limits and an extra margin was added because only one determination of K_{eq} has been reported for this reaction.
(Table: 15-10, Note: 15-10, Evaluated: 15-10) [Back to Table](#)
- (1) Laine, P. L.; Sohn, Y. S.; Nicovich, J. M.; McKee, M. L.; Wine, P. H. Kinetics of elementary steps in the reactions of atomic bromine with isoprene and 1,3-butadiene under atmospheric conditions. *J. Phys. Chem. A* **2012**, *116*, 6341-6357, doi:10.1021/jp212127v.
- 25. Br + CH₂=CHCH=CH₂ (1,3-butadiene).** In a comprehensive study of the forward and reverse rates of this reaction (using laser flash photolysis of CF₂Br₂ precursor and atomic resonance fluorescence detection of Br-atoms), Laine et al.¹ determined K_{eq} from 227 to 298 K; they estimated the 2σ relative error to be ~40%. The adduct(s) produced in the reaction were not measured directly, but calculations (G4 method) by Laine et al. predict that the adduct formed by addition of Br to the terminal carbon is favored thermodynamically. Analysis of the data by 2nd Law and by 3rd Law methods produced results in fair mutual agreement. Laine et al. averaged the 2nd Law and 3rd Law results to obtain Δ_rH²⁹⁸ = -64.5 ± 8.5 kJ mol⁻¹ and Δ_rS²⁹⁸ = -94 ± 20 J K⁻¹ mol⁻¹, which provide the basis for the current recommendation. The recommended error parameters are larger than the 40% 2σ relative errors (including both statistical and systematic) estimated by Laine et al.; they are set so that all of the K_{eq} data of Laine et al. fall within the 2σ error limits and an extra margin was added because only one determination of K_{eq} has been reported for this reaction.
(Table: 15-10, Note: 15-10, Evaluated: 15-10) [Back to Table](#)
- (1) Laine, P. L.; Sohn, Y. S.; Nicovich, J. M.; McKee, M. L.; Wine, P. H. Kinetics of elementary steps in the reactions of atomic bromine with isoprene and 1,3-butadiene under atmospheric conditions. *J. Phys. Chem. A* **2012**, *116*, 6341-6357, doi:10.1021/jp212127v.
- 26. OH + CS₂.** Fit to the data of Murrells et al.,⁴ Hynes et al.,³ and Diau and Lee² between 246 and 318 K. Petris et al.¹ report experimental detection of CS₂OH.
(Table: 06-2, Note: 15-10, Evaluated 06-2) [Back to Table](#)
- (1) de Petris, G.; Rosi, M.; Troiani, A. Direct experimental observation of CS₂OH. *ChemPhysChem* **2006**, *7*, 2352-2357, doi:10.1002/cphc.200600515.
- (2) Diau, E. W.-G.; Lee, Y.-P. Kinetics of the reactions of CS₂OH with O₂, NO, and NO₂. *J. Phys. Chem.* **1991**, *95*, 7726-7732.
- (3) Hynes, A. J.; Wine, P. H.; Nicovich, J. M. Kinetics and mechanism of the reaction of OH with CS₂ under atmospheric conditions. *J. Phys. Chem.* **1988**, *92*, 3846-3852, doi:10.1021/j100324a034.
- (4) Murrells, T. P.; Lovejoy, E. R.; Ravishankara, A. R. Oxidation of CS₂ by reaction with OH. 1. Equilibrium constant for the reaction OH + CS₂ ⇌ CS₂OH and the kinetics of the CS₂OH + O₂ reaction. *J. Phys. Chem.* **1990**, *94*, 2381-2386.

27. **CH₃S + O₂**. Turnipseed et al.¹ report the equilibrium constant for 216 ≤ T/K ≤ 258. From a third law analysis using $\Delta S^{\circ}_{237} = -36.8 \pm 2.6$ eu, they obtain $\Delta H^{\circ}_{237} = -11.5 \pm 0.9$ kcal/mole. (Table: 94-26, Note: 94-26, Evaluated: 94-26) [Back to Table](#)
- (1) Turnipseed, A. A.; Baron, S. B.; Ravishankara, A. R. Observation of CH₃S addition to O₂ in the gas phase. *J. Phys. Chem.* **1992**, *96*, 7502-7505.
28. **Cl + CS₂**. Fit to the data of Nicovich et al.¹ between 193 and 258 K. (Table: 10-6, Note: 10-6, Evaluated: 10-6) [Back to Table](#)
- (1) Nicovich, J. M.; Wine, P. H. Kinetics of the reactions of O(³P) and Cl(²P) with HBr and Br₂. *Int. J. Chem. Kinet.* **1990**, *22*, 379-397.
29. **CH₃S + O₂**. Turnipseed et al.⁶ generated CH₃S radicals by pulsed laser photolysis of CH₃SCH₃ in an excess of O₂ and used LIF of CH₃S to monitor the subsequent reaction. Biexponential decays were observed, signaling the reversible formation of a weakly bound complex. The equilibrium constant was extracted in the data analysis over a range of temperatures from 216 to 258 K and a van't Hoff (2nd Law) analysis gives $K_{\text{eq}} = 7.9 \times 10^{-27} \exp(4978/T)$ cm³ molecule⁻¹. In a different experimental system, Butkovskaya and Barnes¹ (cited by Chu and Lee²) measured $K_{\text{eq}} = 1.4 \times 10^{-19}$ at 298 K, in good agreement with the 2nd Law expression given above for K_{eq} . The molecular properties of CH₃SOO have been computed in several theoretical studies^{4,5,7,8} and some vibrational transitions have been observed by FTIR.² The recommendation is based on a new 3rd Law analysis of the data of Turnipseed et al.⁶ This analysis made use of vibrational frequencies and rotational constants obtained from Chu and Lee² and from the NIST CCCBDB database.³ The value of K_{eq} (298 K) obtained by Butkovskaya and Barnes is in excellent agreement with the recommendation. The bond dissociation energies at 0 K and 298 K obtained in this 3rd Law analysis are 39.5 and 42.2 kJ mol⁻¹, respectively; the computed entropy of CH₃SOO at 298 K is 316.7 J K⁻¹ mol⁻¹. (Table: 15-10; Note: 15-10; Evaluation 15-10) [Back to Table](#)
- (1) Butkovskaya, N. I.; Barnes, I. Model study of the photooxidation of CH₃SO₂SCH₃ at atmospheric pressure: Thermal decomposition of the CH₃SO₂ radical. *Global Atmospheric Change and its Impact on Regional Air Quality, NATO Science Series* **2002**, *16*, 147-152, doi:10.1007/978-94-010-0082-6_22.
- (2) Chu, L.-K.; Lee, Y.-P. Transient infrared spectra of CH₃SOO and CH₃SO observed with a step-scan Fourier-transform spectrometer. *J. Chem. Phys.* **2010**, *133*, 184303, doi:10.1063/1.3495765.
- (3) NIST Computational Chemistry Comparison and Benchmark Database, NIST Standard Reference Database Number 101, Release 16a, August 2013. Johnson, R. D., III 2013, <http://cccbdb.nist.gov/>.
- (4) McKee, M. L. Theoretical study of the CH₃OO radical. *Chem. Phys. Lett.* **1993**, *211*, 643-648, doi:10.1016/0009-2614(93)80157-K.
- (5) Salta, Z.; Kosmas, A. M.; Lesar, A. Computational investigation of the peroxy radicals CH₃S(O)_nOO and the peroxy nitrates CH₃S(O)_nOONO₂ (n = 0, 1, 2). *Comput. Theo. Chem.* **2012**, 67-76, doi:10.1016/j.comptc.2012.10.007.
- (6) Turnipseed, A. A.; Baron, S. B.; Ravishankara, A. R. Observation of CH₃S addition to O₂ in the gas phase. *J. Phys. Chem.* **1992**, *96*, 7502-7505.
- (7) Zhanga, H.-t.; Zhoua, Z.-y.; Jalbout, A. F. Vibrational mode analysis for the multi-channel reaction of O₂ + CH₃S. *J. Mol. Struct. (Theochem)* **2003**, *663*, 73-79, doi:10.1016/j.theochem.2003.08.068.
- (8) Zhu, L.; Bozzelli, J. W. The multi-channel reaction of CH₃SC + ³O₂: Thermochemistry and kinetic barriers. *J. Mol. Struct. (Theochem)* **2005**, *728*, 147-157, doi:10.1016/j.theochem.2005.05.002.
30. **OH + (CH₃)₂S → (CH₃)₂SOH**. This recommendation is based on the results of Hynes et al.³ and Barone et al.,¹ who used deuterated dimethyl sulfide (DMS-d₆), and Williams et al.,⁷ who used both DMS-d₆ and non-deuterated DMS-d₀, in studies of the rate constants for the reaction and found clear evidence for adduct formation. In each case, K_{eq} was obtained by analyzing the rate constant data, which showed double-exponential decays. Hynes et al.³ measured K_{eq} from 250–267 K and reported an adduct bond energy of 13.0 ± 3.3 kcal/mol from a van't Hoff (2nd Law) analysis and a bond energy of 10.1 ± 1.1 kcal/mol based on a 3rd Law analysis using the theoretical molecular parameters computed by McKee.⁴ Barone et al. measured K_{eq} from 217–240 K and reported bond energies of 10.2 and 10.7 ± 2.5 kcal/mol from 2nd and 3rd Law calculations, respectively. Williams et al. analyzed only their K_{eq} data for OH + DMS-d₆ (240–245 K) and obtained bond strengths of 10.9 ± 1.0 kcal/mol from a 2nd Law analysis and 10.5 kcal/mol from a 3rd Law analysis based on their own MP2/6-31+G(2d,p) quantum chemical calculations (in good agreement with McKee.⁵ The present recommendation was obtained from a 3rd Law analysis of the data for OH + DMS-d₆ from all three DMS-d₆ studies combined with the data for OH + DMS-d₀ from Williams et al. The 61 data points covered the temperature range from 217–261 K. The 3rd Law analysis used the theoretical molecular parameters for DMS and HODMS computed by Williams et al.⁷ and the properties of the OH radical from the JANAF² Tables and Ruscic et al.⁶

to obtain the dissociation energy (without zero point energies) $D_e = 55.5 \pm 1.3$ kJ/mol (2σ). When the zero point energy differences are taken into account, this gives dissociation energies $D_0(\text{HO-DMS-d}_6) = 43.2 \pm 1.3$ kJ/mol and $D_0(\text{HO-DMS-d}_0) = 43.0 \pm 1.3$ kJ/mol (2σ).

(Table: 10-6, Note: 10-6, Evaluated: 10-6) [Back to Table](#)

- (1) Barone, S. B.; Turnipseed, A. A.; Ravishankara, A. R. Reaction of OH with dimethyl sulfide (DMS). 1. Equilibrium constant for OH + DMS reaction and the kinetics of the OH•DMS + O₂ reaction. *J. Phys. Chem.* **1996**, *100*, 14694-14702.
- (2) Chase, M. W. NIST-JANAF thermochemical tables. *J. Phys. Chem. Ref. Data* **1998**, *Monograph 9*.
- (3) Hynes, A. J.; Wine, P. H.; Semmes, D. H. Kinetics and mechanism of OH reactions with organic sulfides. *J. Phys. Chem.* **1986**, *90*, 4148-4156, doi:10.1021/j100408a062.
- (4) McKee, M. L. Computational study of addition and abstraction reactions between OH radical and dimethyl sulfide. A difficult case. *J. Phys. Chem.* **1993**, *97*, 10971-10976.
- (5) McKee, M. L. Comparison of gas-phase and solution-phase reactions of dimethyl sulfide and 2-(methylthio)ethanol with hydroxyl radical. *J. Phys. Chem. A* **2003**, *107*, 6819-6827, doi:10.1021/jp034704h.
- (6) Ruscic, B.; Pinzon, R. E.; Morton, M. L.; Srinivasan, N. K.; Su, M.-C.; Sutherland, J. W.; Michael, J. V. Active thermochemical tables: Accurate enthalpy of formation of hydroperoxyl radical, HO₂. *J. Phys. Chem. A* **2006**, *110*, 6592-6601, doi:10.1021/jp056311j.
- (7) Williams, M. B.; Campuzano-Jost, P.; Cossairt, B. M.; Hynes, A. J.; Pounds, A. J. Experimental and theoretical studies of the reaction of the OH radical with alkyl sulfides: 1. Direct observations of the formation of the OH-DMS adduct-pressure dependence of the forward rate of addition and development of a predictive expression at low temperature. *J. Phys. Chem. A* **2007**, *111*, 89-104, doi:10.1021/jp063873+.

31. Br + CH₃SCH₃. Second Law fit to data of Wine et al.² and Nakano et al.¹ This corresponds to a bond dissociation energy in the adduct of 13.84 kcal mole⁻¹.

(Table: 06-02, Note: 06-02, Evaluated: 06-02) [Back to Table](#)

- (1) Nakano, Y., M. Goto, S. Hashimoto, M. Kawasaki, and T. J. Wallington Cavity ring-down spectroscopic study of the reactions of Br atoms and BrO radicals with dimethyl sulfide. *J. Phys. Chem. A* **2001**, *105*, 11045-11050, doi:10.1021/jp012326f.
- (2) Wine, P. H.; Nicovich, J. M.; Stickel, R. E.; Zhao, Z.; Shackelford, C. J.; Kreutter, K. D.; Daykin, E. P.; Wang, S. In *The Tropospheric Chemistry of Ozone in the Polar Regions*; Springer-Verlag: Berlin, 1993; Vol. 17; pp 385-395.

32. IO + NO₂. The parameters were computed based on a combination of experimental and theoretical data. The rovibrational parameters and electronic energy levels for IO radical and NO₂ were obtained from the NIST/JANAF tables;² rovibrational parameters for IONO₂ were obtained from Marshall.⁵ The IO-NO₂ bond dissociation energy (D_0) is relatively uncertain, but estimates are provided by several recent publications. Golden³ carried out RRKM/master equation calculations and concluded that D_0 is ~150 kJ/mol. Kaltsoyannis and Plane⁴ obtained 117.9 kJ/mol from quantum chemical calculations at the CCSD(T)/aug-cc-pVTZ // B3LYP/aug-cc-pVTZ level of theory. Saiz-Lopes et al.⁹ reported a rounded value of 118 kJ/mol in their recent review article. Marshall⁵ obtained 113.6 (± 3.1) kJ/mol from quantum chemical calculations at the CCSD(T)/aug-cc-pVTZ // CCSD(T)/aug-cc-pVTZ level of theory. The $K_{eq} = A \times \exp(B/T)$ parameters computed based on D_0 from Golden, from Kaltsoyannis and Plane, and from Marshall are $A = 5.02 \times 10^{-28}$ ($\pm \sim 10\%$) and $B = 18240, 14380, \text{ and } 13860$. The recommendation is based on the average of the latter two. The entropy of IONO₂ computed using this model is $S(298) = 320.95 \text{ J K}^{-1} \text{ mol}^{-1}$. In earlier work, Rayez and Destriau⁸ reported $D_0 = 134 \pm 13$ kJ/mol, Allan and Plane¹ reported $D_0 = 94.9$ kJ/mol and Papayannis and Kosmas^{6,7} reported D_0 values from 131.4 to 137.6 kJ/mol.

(Table: 15-10, Note: 15-10, Evaluation: 15-10) [Back to Table](#)

- (1) Allan, B. J.; Plane, J. M. C. A study of the recombination of IO with NO₂ and the stability of IONO₂: Implications for the atmospheric chemistry of iodine. *J. Phys. Chem. A* **2002**, *106*, 8634-8641, doi:10.1021/jp020089q.
- (2) Chase, M. W. NIST-JANAF thermochemical tables. *J. Phys. Chem. Ref. Data* **1998**, *Monograph 9*.
- (3) Golden, D. M. Evaluating data for atmospheric models, an example: IO + NO₂ = IONO₂. *J. Phys. Chem. A* **2006**, *110*, 2940-2943, doi:10.1021/jp058221k.
- (4) Kaltsoyannis, N.; Plane, J. M. C. Quantum chemical calculations on a selection of iodine-containing species (IO, OIO, IONO₂, (IO)₂, I₂O₃, I₂O₄ and I₂O₅) of importance in the atmosphere. *Phys. Chem. Chem. Phys.* **2008**, *10*, 1723-1733, doi:10.1039/b715687c.
- (5) Marshall, P. Computational studies of the thermochemistry of the atmospheric iodine reservoirs HOI and IONO₂. *Advances in Quantum Chemistry* **2008**, 159-175.

- (6) Papayannis, D. K.; Kosmas, A. M. Quantum mechanical characterization of (INO₃) isomers. *Chem. Phys. Lett.* **2004**, *398*, 75-81, doi:10.1016/j.cplett.2004.09.019.
- (7) Papayannis, D. K.; Kosmas, A. M. The conformational potential energy surface of IOONO and the isomerization and decomposition processes. *Chem. Phys.* **2005**, *315*, 251-258, doi:10.1016/j.chemphys.2005.04.014.
- (8) Rayez, M. T.; Destriau, M. Theoretical study of thermal dissociation and recombination reactions of XONO₂ (X=F, Cl, Br, or I). *Chem. Phys. Lett.* **1993**, *206*, 278-284.
- (9) Saiz-Lopez, A.; Plane, J. M. C.; Baker, A. R.; Carpenter, L. J.; von Glasow, R.; Gomez Martín, J. C.; McFiggans, G.; Saunders, R. W. Atmospheric chemistry of iodine. *Chem. Rev.* **2012**, *112*, 1773-1804, doi:10.1021/cr200029u.

33. Hg + Br. This equilibrium constant has never been measured directly. Goodsite et al.² used statistical rate theory combined with atomic and molecular properties to calculate the forward and reverse rate constants, from which K_{eq} can be obtained. Later, Goodsite et al.³ recomputed the rate constants with an updated HgBr bond dissociation energy (assumed to be 66.3 kJ mol⁻¹, which is the average of the spectroscopic determination by Tellinghuisen and Ashmore,⁵ the computed value (CCSD(T)) from Shepler et al.,⁴ and the JANAF value (from 1961) and obtained $K_{eq} = 9.1 \times 10^{-24} \exp(7984/T)$. The spectroscopic determination of Tellinghuisen and Ashmore gives $D_e = 5525 \pm 100 \text{ cm}^{-1}$ (66.1 ± 1.2 kJ mol⁻¹), where the uncertainty arises from the extrapolation of the assigned vibrational levels to the dissociation limit. Dibble et al.¹ used this spectroscopic value in a direct statistical mechanics calculation, obtaining $K_{eq} = 9.1 \times 10^{-24} \exp(7801 \pm 201/T)$. The recommendation is based on the calculation of Dibble et al.,¹ with error limits assigned to accommodate the calculation of Goodsite et al.³

(Table: 15-10; Note: 15-10; Evaluation; 15-10) [Back to Table](#)

- (1) Dibble, T. S.; Zelig, M. J.; Mao, H. Thermodynamics of reactions of ClHg and BrHg radicals with atmospherically abundant free radicals. *Atmos. Chem. Phys.* **2012**, *12*, 10271-10279, doi:10.5194/acp-12-10271-2012.
- (2) Goodsite, M. E.; Plane, J. M. C.; Skov, H. A theoretical study of the oxidation of Hg⁰ to HgBr₂ in the troposphere. *Environ. Sci. Technol.* **2004**, *38*, 1772-1776, doi:10.1021/es034680s.
- (3) Goodsite, M. E.; Plane, J. M. C.; Skov, H. Correction to a theoretical study of the oxidation of Hg⁰ to HgBr₂ in the troposphere. *Environ. Sci. Technol.* **2012**, *46*, 5262-5262, doi:10.1021/es301201c.
- (4) Shepler, B. C.; Balabanov, N. B.; Peterson, K. A. Hg + Br → HgBr recombination and collision-induced dissociation dynamics. *J. Chem. Phys.* **2007**, *107*, 164304, doi:10.1063/1.2777142.
- (5) Tellinghuisen, J.; Ashmore, J. G. Mixed representations for diatomic spectroscopic data: Application to HgBr. *Chem. Phys. Lett.* **1983**, *102*, 10-16, doi:10.1016/0009-2614(83)80647-2.

3.4 Bibliography – Equilibrium Constants

- Allan, B. J.; Plane, J. M. C. A study of the recombination of IO with NO₂ and the stability of INO₃: Implications for the atmospheric chemistry of iodine. *J. Phys. Chem. A* **2002**, *106*, 8634-8641, doi:10.1021/jp020089q.
- Aloisio, S.; Francisco, J. S. Complexes of hydroxyl and hydroperoxyl radical with formaldehyde, acetaldehyde, and acetone. *J. Phys. Chem. A* **2000**, *104*, 3211-3224, doi:10.1021/jp993789c.
- Aloisio, S.; Francisco, J. S.; Friedl, R. R. Experimental evidence for the existence of the HO₂-H₂O complex. *J. Phys. Chem. A* **2000**, *104*, 6597-6601, doi:10.1021/jp0006330.
- Amoruso, A.; Crescentini, L.; Fiocco, G.; Volpe, M. New measurements of the NO₂ absorption cross section in the 440- to 460-nm region and estimates of the NO₂-N₂O₄ equilibrium constant. *J. Geophys. Res.* **1993**, *98*, 16857-16863.
- Andersson, B. Y.; Cox, R. A.; Jenkin, M. E. The effect of methanol on the self reaction of HO₂ radicals. *Int. J. Chem. Kinet.* **1988**, *20*, 283-295.
- Avallone, L. M.; Toohey, D. W. Tests of halogen photochemistry using in situ measurements of ClO and BrO in the lower polar stratosphere. *J. Geophys. Res.* **2001**, *106*, 10411-10421.
- Baer, S.; Hippler, H.; Rahn, R.; Siefke, M.; Seitzinger, N.; Troe, J. Thermodynamic and kinetic properties of the reaction Cl + O₂ + M ⇌ ClOO + M in the range 160-300 K and 1-1000 bar. *J. Chem. Phys.* **1991**, *95*, 6463-6470.
- Bahta, A.; Simonaitis, R.; Hecklen, J. Thermal decomposition kinetics of CH₃O₂NO₂. *J. Phys. Chem.* **1982**, *86*, 1849-1853.
- Barker, J. R.; Ortiz, N. F.; Preses, J. M.; Lohr, L. L.; Maranzana, A.; Stimac, P. J.; Nguyen, T. L.; Kumar, T. J. D. MultiWell <http://aoss.engin.umich.edu/multiwell/>. University of Michigan: Ann Arbor, MI, 2011.
- Barnes, I.; Becker, K. H.; Fink, E. H.; Reimer, A.; Zabel, F.; Niki, H. FTIR spectroscopic study of the gas-phase reaction of HO₂ with H₂CO. *Chem. Phys. Lett.* **1985**, *115*, 1-8.
- Barone, S. B.; Turnipseed, A. A.; Ravishankara, A. R. Reaction of OH with dimethyl sulfide (DMS). 1. Equilibrium constant for OH + DMS reaction and the kinetics of the OH•DMS + O₂ reaction. *J. Phys. Chem.* **1996**, *100*, 14694-14702.
- Benson, S. W. Some observations on the kinetics and thermochemistry of the reactions of HO₂ radicals with aldehydes and ketones. *Int. J. Chem. Kinet.* **2001**, *33*, 509-512, doi:10.1002/kin.1047.
- Birk, M.; Friedl, R. R.; Cohen, E. A.; Pickett, H. M.; Sander, S. P. The rotational spectrum and structure of chlorine peroxide. *J. Chem. Phys.* **1989**, *91*, 6588-6597.
- Boakes, G.; Mok, W. H. H.; Rowley, D. M. Kinetic studies of the ClO + ClO association reaction as a function of temperature and pressure. *Phys. Chem. Chem. Phys.* **2005**, *7*, 4102-4113, doi:10.1039/b510308h.
- Borrell, P.; Cobos, C. J.; Luther, K. Falloff curve and specific rate constants for the reaction NO₂ + NO₂ ⇌ N₂O₄. *J. Phys. Chem.* **1988**, *92*, 4377-4384.
- Bridier, I.; Caralp, F.; Loirat, H.; Lesclaux, R.; Veyret, B.; Becker, K. H.; Reimer, A.; Zabel, F. Kinetic and theoretical studies of the reactions CH₃C(O)O₂ + NO₂ + M ⇌ CH₃C(O)O₂NO₂ + M between 248 and 393 K and between 30 and 760 Torr. *J. Phys. Chem.* **1991**, *95*, 3594-3600.
- Bridier, I.; Lesclaux, R.; Veyret, B. Flash photolysis kinetic study of the equilibrium CH₃O₂ + NO₂ ↔ CH₃O₂NO₂. *Chem. Phys. Lett.* **1992**, *191*, 259-263.
- Broske, R.; Zabel, F. Thermal decomposition of ClOOCl. *J. Phys. Chem. A* **2006**, *110*, 3280-3288, doi:10.1021/jp0550053.
- Brunning, J.; Frost, M. J.; Smith, I. W. M. Kinetic measurements on the system: 2NO₂ ⇌ N₂O₄ at (224 ± 2) K using time-resolved infrared laser absorption. *Int. J. Chem. Kinet.* **1988**, *20*, 957-965.
- Burkholder, J. B.; Mauldin, R. L.; Yokelson, R. J.; Solomon, S.; Ravishankara, A. R. Kinetic, thermodynamic, and spectroscopic study of Cl₂O₃. *J. Phys. Chem.* **1993**, *97*, 7597-7605.
- Burrows, J. P.; Moortgat, G. K.; Tyndall, G. S.; Cox, R. A.; Jenkin, M. E.; Hayman, G. D.; Veyret, B. Kinetics and mechanism of the photooxidation of formaldehyde. 2. Molecular modulation studies. *J. Phys. Chem.* **1989**, *93*, 2375-2382.
- Burrows, J. P.; Tyndall, G. S.; Moortgat, G. K. A study of the N₂O₅ equilibrium between 275 and 315 K and determination of the heat of formation of NO₃. *Chem. Phys. Lett.* **1985**, *119*, 193-198.
- Butkovskaya, N. I.; Barnes, I. Model study of the photooxidation of CH₃SO₂SCH₃ at atmospheric pressure: Thermal decomposition of the CH₃SO₂ radical. *Global Atmospheric Change and its Impact on Regional Air Quality, NATO Science Series* **2002**, *16*, 147-152, doi:10.1007/978-94-010-0082-6_22.
- Campuzano-Jost, P.; Croce, A. E.; Hippler, H.; Siefke, M.; Troe, J. Kinetic and thermodynamic properties of the F + O₂ reaction system under high pressure and low temperature conditions. *J. Chem. Phys.* **1995**, *102*, 5317-5326.
- Cantrell, C. A.; Davidson, J. A.; McDaniel, A. H.; Shetter, R. E.; Calvert, J. G. The equilibrium constant for N₂O₅ ⇌ NO₂ + NO₃: Absolute determination by direct measurement from 243 to 397 K. *J. Chem. Phys.* **1988**, *88*, 4997-5006.
- Cantrell, C. A.; Shetter, R. E.; Calvert, J. G.; Tyndall, G. S.; Orlando, J. J. Measurement of rate coefficients for the unimolecular decomposition of N₂O₅. *J. Phys. Chem.* **1993**, *97*, 9141-9148.
- Carter, R. O.; Andrews, L. Matrix spectroscopic studies of chlorine atom-ozone reaction products. *J. Phys. Chem.* **1981**, *85*, 2351-2354, doi:10.1021/j150616a011.
- Chao, J.; Wilhoit, R. C.; Zwolinski, B. J. *Thermochim. Acta* **1974**, *10*, 361-371.
- Chao, J.; Wilhoit, R. C.; Zwolinski, B. J. Gas phase chemical equilibrium in dinitrogen trioxide and dinitrogen tetroxide. *Thermochim. Acta* **1974**, *10*, 359-371.

- Chase, M. W. NIST-JANAF thermochemical tables. *J. Phys. Chem. Ref. Data* **1998**, *Monograph 9*.
- Chen, Z.; Hamilton, T. P. Ab initio study of pernitric acid: Comparison with experimental spectra. *J. Phys. Chem.* **1996**, *100*, 15731-15734.
- Christensen, L. E.; Okumura, M.; Hansen, J. C.; Sander, S. P.; Francisco, J. S. Experimental and ab initio study of the HO₂•CH₃OH complex: Thermodynamics and kinetics of formation. *J. Phys. Chem. A* **2006**, *110*, 6948-6959, doi:10.1021/jp056579a.
- Chu, L.-K.; Lee, Y.-P. Transient infrared spectra of CH₃SOO and CH₃SO observed with a step-scan Fourier-transform spectrometer. *J. Chem. Phys.* **2010**, *133*, 184303, doi:10.1063/1.3495765.
- Clark, J.; Francisco, J. S. Study of the stability of Cl₂O₃ using ab initio methods. *J. Phys. Chem. A* **1997**, *101*, 7145-7153.
- Connell, P. S.; Johnston, H. S. The thermal dissociation of N₂O₅ in N₂. *Geophys. Res. Lett.* **1979**, *6*, 553-556.
- Cours, T.; Canneaux, S.; Bohr, F. Features of the potential energy surface for the reaction of HO₂ radical with acetone. *Int. J. Quant. Chem.* **2007**, *107*, 1344-1354, doi:10.1002/qua.21269.
- Cox, R. A.; Burrows, J. P. Kinetics and mechanism of the disproportionation of HO₂ in the gas phase. *J. Phys. Chem.* **1979**, *83*, 2560-2568, doi:10.1021/j100483a002.
- Cox, R. A.; Hayman, G. D. The stability and photochemistry of dimers of the ClO radical and implications for Antarctic ozone depletion. *Nature* **1988**, *332*, 796-800.
- de Petris, G.; Rosi, M.; Troiani, A. Direct experimental observation of CS₂OH. *ChemPhysChem* **2006**, *7*, 2352-2357, doi:10.1002/cphc.200600515.
- DeMore, W. B. Equilibrium constant for the reaction ClO + O₂ ↔ ClO•O₂. *Geophys. Res. Lett.* **1990**, *17*, 2353-2355.
- Denis, P. A., and O. N. Ventura CCSDT study of the fluoroperoxy radical, FOO. *Chem. Phys. Lett.* **2004**, *385*, 292-297, doi:10.1016/j.cplett.2003.12.081.
- Diau, E. W.-G.; Lee, Y.-P. Kinetics of the reactions of CS₂OH with O₂, NO, and NO₂. *J. Phys. Chem.* **1991**, *95*, 7726-7732.
- Dibble, T. S.; Zelig, M. J.; Mao, H. Thermodynamics of reactions of ClHg and BrHg radicals with atmospherically abundant free radicals. *Atmos. Chem. Phys.* **2012**, *12*, 10271-10279, doi:10.5194/acp-12-10271-2012.
- Dillon, T. J.; Pozzer, A.; Vereecken, L.; Crowley, J. N.; Lelieveld, J. Does acetone react with HO₂ in the upper-troposphere? *Atmos. Chem. Phys.* **2012**, *12*, 1339-1351, doi:10.5194/acp-12-1339-2012.
- Ellermann, T.; Johnsson, K.; Lund, A.; Pagsberg, P. Kinetics and equilibrium-constant of the reversible reaction ClO + ClO + M → Cl₂O₂ + M at 295 K. *Acta Chem. Scand.* **1995**, *49*, 28-35.
- Estupiñán, E. G., J. M. Nicovich and P.H. Wine A temperature-dependent kinetics study of the important stratospheric reaction O(³P) + NO₂ → O₂ + NO. *J. Phys. Chem. A* **2001**, *105*, 9697-9703, doi:10.1021/jp011940o.
- Evleth, E. M.; Melius, C. F.; Rayez, M. T.; Rayez, J. C.; Forst, W. Theoretical characterization of the reaction of hydroperoxy with formaldehyde. *J. Phys. Chem.* **1993**, *97*, 5040-5045, doi:10.1021/j100121a031.
- Feller, D.; Dixon, D. A. Coupled cluster theory and multireference configuration interaction study of FO, F₂O, FO₂, and FOO. *J. Phys. Chem. A* **2003**, *107*, 9641-9651, doi:10.1021/jp030267v.
- Feller, D.; Peterson, K. A.; Dixon, D. A. A survey of factors contributing to accurate theoretical predictions of atomization energies and molecular structures. *J. Chem. Phys.* **2008**, *129*, 204105, doi:10.1063/1.3008061.
- Ferracci, V.; Rowley, D. M. Kinetic and thermochemical studies of the ClO + ClO + M ⇌ Cl₂O₂ + M reaction. *Phys. Chem. Chem. Phys.* **2010**, *12*, 11596-11608, doi:10.1039/c0cp00308e.
- Francisco, J. S., Y. Zhao, W. A. Lester, Jr., and I. H. Williams Theoretical studies of the structure and thermochemistry of FO₂ radical: Comparison of Møller-Plesset perturbation, complete-active-space self-consistent-field, and quadratic configuration interaction methods. *J. Chem. Phys.* **1992**, *96*, 2861-2867.
- Friedl, R. R.; Sander, S. P.; Yung, Y. L. Chloryl nitrate: A novel product of the OClO + NO₃ + M recombination. *J. Phys. Chem.* **1992**, *96*, 7490-7493.
- Fry, J.; Matthews, L. J.; Lane, J. R.; Sinha, A.; Kjaergaard, H. G.; Wennberg, P. O. OH-Stretch vibrational spectroscopy of hydroxymethyl hydroperoxide. *J. Phys. Chem. A* **2006**, *110*, 7072-7079, doi:10.1021/jp0612127.
- Gierczak, T.; Jimenez, E.; Riffault, V.; Burkholder, J. B.; Ravishankara, A. R. Thermal decomposition of HO₂NO₂ (peroxynitric acid, PNA): Rate coefficient and determination of the enthalpy of formation. *J. Phys. Chem. A* **2005**, *109*, 586-596, doi:10.1021/jp046632f.
- Golden, D. M. Reaction ClO + ClO → products: Modeling and parameterization for use in atmospheric models. *Int. J. Chem. Kinet.* **2003**, *35*, 206-211, doi:10.1002/kin.10120.
- Golden, D. M. Evaluating data for atmospheric models, an example: CH₃O₂ + NO₂ = CH₂O₂NO₂. *Int. J. Chem. Kinet.* **2005**, *37*, 625-632, doi:10.1002/kin.20104.
- Golden, D. M. Evaluating data for atmospheric models, an example: IO + NO₂ = IONO₂. *J. Phys. Chem. A* **2006**, *110*, 2940-2943, doi:10.1021/jp058221k.
- Golden, D. M.; Barker, J. R.; Lohr, L. L. Master equation models for the pressure- and temperature-dependent reactions HO + NO₂ → HONO₂ and HO + NO₂ → HOONO. *J. Phys. Chem. A* **2003**, *107*, 11057-11071, doi:10.1021/jp0353183.
- Golden, D. M.; Barker, J. R.; Lohr, L. L. Correction: Master equation models for the pressure- and temperature-dependent reactions HO + NO₂ → HONO₂ and HO + NO₂ → HOONO. *J. Phys. Chem. A* **2004**, *108*, 8552, doi:10.1021/jp040476v.

- Goodsite, M. E.; Plane, J. M. C.; Skov, H. A theoretical study of the oxidation of Hg^0 to HgBr_2 in the troposphere. *Environ. Sci. Technol.* **2004**, *38*, 1772-1776, doi:10.1021/es034680s.
- Goodsite, M. E.; Plane, J. M. C.; Skov, H. Correction to a theoretical study of the oxidation of Hg^0 to HgBr_2 in the troposphere. *Environ. Sci. Technol.* **2012**, *46*, 5262-5262, doi:10.1021/es301201c.
- Gozel, P.; Calpani, B.; van den Bergh, H. Temperature jump measurements in gas kinetics. *Israel J. Chem.* **1984**, *24*, 210-213.
- Graham, R. A.; Johnston, H. S. The photochemistry of NO_3 and the kinetics of the N_2O_5 - O_3 system. *J. Phys. Chem.* **1978**, *82*, 254-268, doi:10.1021/j100492a002.
- Graham, R. A.; Winer, A. M.; Pitts, J. N., Jr. Temperature dependence of the unimolecular decomposition of pernitric acid and its atmospheric implications. *Chem. Phys. Lett.* **1977**, *51*, 215-220.
- Green, T. J.; Islam, M.; Guest, P.; Hickson, K.; Canosa-Mas, C. E.; Wayne, R. P. A discharge-flow study of Cl_2O_3 . *Phys. Chem. Chem. Phys.* **2003**, *5*, 5409-5418, doi:10.1039/b311005b.
- Grieman, F. J.; Noell, A. C.; Davis-Van Atta, C.; Okumura, M.; Sander, S. P. Determination of equilibrium constants for the reaction between acetone and HO_2 using infrared kinetic spectroscopy. *J. Phys. Chem. A* **2011**, *115*, 10527-10538, doi:10.1021/jp205347s.
- Hamilton, E. J., Jr. Water vapor dependence of the kinetics of the self-reaction of HO_2 in the gas phase. *J. Chem. Phys.* **1975**, *63*, 3682-3683, doi:10.1063/1.431772.
- Hamilton, E. J., Jr.; Lii, R.-R. The dependence on H_2O and on NH_3 of the kinetics of the self-reaction of HO_2 in the gas-phase formation of $\text{HO}_2\cdot\text{H}_2\text{O}$ and $\text{HO}_2\cdot\text{NH}_3$ complexes. *Int. J. Chem. Kinet.* **1977**, *9*, 875-885.
- Harwood, M. H.; Jones, R. L. Temperature dependent ultraviolet-visible absorption cross sections of NO_2 and N_2O_4 : Low-temperature measurements of the equilibrium constant for $2\text{NO}_2 \rightleftharpoons \text{N}_2\text{O}_4$. *J. Geophys. Res.* **1994**, *99*, 22955-22964.
- Hassouna, M.; Delbos, E.; Devolder, P.; Viskolcz, B.; Fittschen, C. Rate and equilibrium constant of the reaction of 1-methylvinoy radicals with O_2 : $\text{CH}_3\text{COCH}_2 + \text{O}_2 \leftrightarrow \text{CH}_3\text{COCH}_2\text{O}_2$. *J. Phys. Chem. A* **2006**, *110*, 6667-6672, doi:10.1021/jp0558270.
- Hayman, G. D.; Cox, R. A. UV absorption spectrum and thermochemistry of Cl_2O_3 formed in the photolysis of OCIO -containing mixtures at low temperatures. *Chem. Phys. Lett.* **1989**, *155*, 1-7.
- Hermans, I.; Muller, J. F.; Nguyen, T. L.; Jacobs, P. A.; Peeters, J. Kinetics of alpha-hydroxy-alkylperoxy radicals in oxidation processes. HO_2 initiated oxidation of ketones/aldehydes near the tropopause. *J. Phys. Chem. A* **2005**, *109*, 4303-4311, doi:10.1021/jp044080v.
- Hermans, I.; Nguyen, T. L.; Jacobs, P. A.; Peeters, J. Tropopause chemistry revisited: HO_2^* -initiated oxidation as an efficient acetone sink. *J. Am. Chem. Soc.* **2004**, *126*, 9908-9909, doi:10.1021/ja0467317.
- Hippler, H.; Nasterlack, S.; Striebel, F. Reaction of $\text{OH} + \text{NO}_2 + \text{M}$: Kinetic evidence of isomer formation. *Phys. Chem. Chem. Phys.* **2002**, *4*, 2959-2964, doi:10.1039/b201932a.
- Hjorth, J.; Nothholt, J.; Restelli, G. A spectroscopy study of the equilibrium $\text{NO}_2 + \text{NO}_3 + \text{M} \rightleftharpoons \text{N}_2\text{O}_5 + \text{M}$ and the kinetics of the $\text{O}_3/\text{N}_2\text{O}_5/\text{NO}_3/\text{NO}_2/\text{air}$ system. *Int. J. Chem. Kinet.* **1992**, *24*, 51-65.
- Horowitz, A.; Crowley, J. N.; Moortgat, G. K. Temperature dependence of the product branching ratios of the ClO self-reaction in oxygen. *J. Phys. Chem.* **1994**, *98*, 11924-11930, doi:10.1021/j100097a019.
- Hume, K. L.; Bayes, K. D.; Sander, S. P. The equilibrium constant for the reaction $\text{ClO} + \text{ClO} \leftrightarrow \text{ClOOC}$ between 250 and 206 K. *J. Phys. Chem. A* **2015**, *119*, 4473-4481, doi:10.1021/jp510100n.
- Hynes, A. J.; Wine, P. H.; Nicovich, J. M. Kinetics and mechanism of the reaction of OH with CS_2 under atmospheric conditions. *J. Phys. Chem.* **1988**, *92*, 3846-3852, doi:10.1021/j100324a034.
- Hynes, A. J.; Wine, P. H.; Semmes, D. H. Kinetics and mechanism of OH reactions with organic sulfides. *J. Phys. Chem.* **1986**, *90*, 4148-4156, doi:10.1021/j100408a062.
- Jacobs, J.; Kronberg, M.; Müller, H. S. P.; Willner, H. An experimental study on the photochemistry and vibrational spectroscopy of three isomers of Cl_2O_2 isolated in cryogenic matrices. *J. Am. Chem. Soc.* **1994**, *116*, 1106-1114, doi:10.1021/ja00082a038.
- JANAF *Thermochemical Tables*, Third ed.; National Bureau of Standards, 1985.
- NIST Computational Chemistry Comparison and Benchmark Database, NIST Standard Reference Database Number 101, Release 16a, August 2013. Johnson, R. D., III 2013, <http://cccbdb.nist.gov/>.
- Kaltsoyannis, N.; Plane, J. M. C. Quantum chemical calculations on a selection of iodine-containing species (IO , OIO , INO_3 , $(\text{IO})_2$, I_2O_3 , I_2O_4 and I_2O_5) of importance in the atmosphere. *Phys. Chem. Chem. Phys.* **2008**, *10*, 1723-1733, doi:10.1039/b715687c.
- Kanno, N.; Tonokura, K.; Koshi, M. Equilibrium constant of the HO_2 - H_2O complex formation and kinetics of $\text{HO}_2 + \text{HO}_2$ - H_2O : Implications for tropospheric chemistry. *J. Geophys. Res.* **2006**, *111*, D20312, doi:10.1029/2005JD006805.
- Kanno, N.; Tonokura, K.; Tezaki, A.; Koshi, M. Water dependence of the HO_2 self reaction: Kinetics of the HO_2 - H_2O complex. *J. Phys. Chem. A* **2005**, *109*, 3153-3158, doi:10.1021/jp044592+.
- Kircher, C. C.; Margitan, J. J.; Sander, S. P. Temperature and pressure dependence study of the reaction $\text{NO}_2 + \text{NO}_3 + \text{M} \rightarrow \text{N}_2\text{O}_5 + \text{M}$. *J. Phys. Chem.* **1984**, *88*, 4370-4375.

- Kleinböhl, A.; Khosravi, M.; J. Urban; Canty, T.; Salawitch, R. J.; G. C. Toon; Küllmann, H.; Notholt, J. Constraints for the photolysis rate and the equilibrium constant of ClO-dimer from airborne and balloon-borne measurements of chlorine compounds. *Geophys. Res. Atmos.* **2014**, *119*, 6916–6937, doi:10.1002/2013JD021433.
- Konen, I. M.; Li, E. X. J.; Stephenson, T. A.; Lester, M. I. Second OH overtone excitation and statistical dissociation dynamics of peroxyxynitrous acid. *J. Chem. Phys.* **2005**, *123*, 204318, doi:10.1063/1.2126968.
- Konen, I. M.; Pollack, L. B.; Li, E. X. J.; Lester, M. I.; Varner, M. E.; Stanton, J. F. Infrared overtone spectroscopy and unimolecular decay dynamics of peroxyxynitrous acid. *J. Chem. Phys.* **2005**, *122*, 094320, doi:10.1063/1.1854094.
- Laine, P. L.; Sohn, Y. S.; Nicovich, J. M.; McKee, M. L.; Wine, P. H. Kinetics of elementary steps in the reactions of atomic bromine with isoprene and 1,3-butadiene under atmospheric conditions. *J. Phys. Chem. A* **2012**, *116*, 6341-6357, doi:10.1021/jp212127v.
- Lee, T. J.; Rohlfing, C. M.; Rice, J. E. An extensive *ab initio* study of the structures, vibrational spectra, quadratic force fields, and relative energetics of three isomers of Cl₂O₂. *J. Chem. Phys.* **1992**, *97*, 6593-6605.
- Li, E. X.; Konan, I. M.; Lester, M. I.; McCoy, A. B. Spectroscopic characterization of peroxyxynitrous acid in cis-perp configurations. *J. Phys. Chem. A* **2006**, *110*, 5607-5613, doi:10.1021/jp056959w.
- Li, Q., S. Lu, Y. Xie, P. V. R. Schleyer and H. F. Schaefer, III Molecular structures, thermochemistry, and electron affinities for dichlorine oxides: Cl₂O_n/Cl₂O_n⁻ (n = 1-4). *Int. J. Quant. Chem.* **2003**, *95*, 731-757, doi:10.1002/qua.10634.
- Markwalder, B.; Gozel, P.; van den Bergh, H. Temperature-jump measurements on the kinetics of association and dissociation in weakly bound systems: N₂O₄ + M = NO₂ + NO₂ + M. *J. Chem. Phys.* **1992**, *97*, 5472-5479.
- Marshall, P. Computational studies of the thermochemistry of the atmospheric iodine reservoirs HOI and IONO₂. *Advances in Quantum Chemistry* **2008**, 159-175.
- Matthews, J.; Sinha, A. State-resolved unimolecular dissociation of *cis-cis* HOONO: Product state distributions and action spectrum in the 2ν_{OH} band region. *J. Chem. Phys.* **2005**, *122*, 104313, doi:10.1063/1.858437.
- Matus, M. H.; Nguyen, M. T.; Dixon, D. A.; Peterson, K. A.; Francisco, J. S. ClClO₂ is the most stable isomer of Cl₂O₂. Accurate coupled cluster energetics and electronic spectra of Cl₂O₂ isomers. *J. Phys. Chem. A* **2008**, *112*, 9623-9627, doi:10.1021/jp806220r.
- Mauldin, R. L., III; Burkholder, J. B.; Ravishankara, A. R. A photochemical, thermodynamic, and kinetic study of ClOO. *J. Phys. Chem.* **1992**, *96*, 2582-2588.
- McCoy, A. B.; Fry, J. L.; Francisco, J. S.; Mollner, A. K.; Okumura, M. Role of OH-stretch/torsion coupling and quantum yield effects in the first OH overtone spectrum of *cis-cis* HOONO. *J. Chem. Phys.* **2005**, *122*, 104311, doi:10.1063/1.1859273.
- McKee, M. L. Computational study of addition and abstraction reactions between OH radical and dimethyl sulfide. A difficult case. *J. Phys. Chem.* **1993**, *97*, 10971-10976.
- McKee, M. L. Theoretical study of the CH₃OO radical. *Chem. Phys. Lett.* **1993**, *211*, 643-648, doi:10.1016/0009-2614(93)80157-K.
- McKee, M. L. Comparison of gas-phase and solution-phase reactions of dimethyl sulfide and 2-(methylthio)ethanol with hydroxyl radical. *J. Phys. Chem. A* **2003**, *107*, 6819-6827, doi:10.1021/jp034704h.
- Miller, C. E.; Lynton, J. I.; Keevil, D. M.; Francisco, J. S. Dissociation pathways of peroxyacetyl nitrate (PAN). *J. Phys. Chem. A* **1999**, *103*, 11451-11459.
- Moortgat, G. K.; Meyrahn, H.; Warneck, P. Photolysis of acetaldehyde in air: CH₄, CO and CO₂ quantum yields. *ChemPhysChem* **2010**, *11*, 3896-3908, doi:10.1002/cphc.201000757.
- Morajkar, P.; Schoemaeker, C.; Okumura, M.; Fittchen, C. Direct measurement of the equilibrium constants of the reaction of formaldehyde and acetaldehyde with HO₂ radicals. *Int. J. Chem. Kinet.* **2014**, *46*, 245-259, doi:10.1002/kin.20817.
- Müller, H. S. P.; Willner, H. Gas phase studies on chloryl chloride, ClClO₂. *Ber. Bunsenges. Phys. Chem.* **1992**, *96*, 427-431.
- Müller, H. S. P.; Willner, H. Synthesis and properties of chloryl chloride, ClClO₂. *Inorg. Chem.* **1992**, *31*, 2527-2534.
- Murrells, T. P.; Lovejoy, E. R.; Ravishankara, A. R. Oxidation of CS₂ by reaction with OH. 1. Equilibrium constant for the reaction OH + CS₂ ⇌ CS₂OH and the kinetics of the CS₂OH + O₂ reaction. *J. Phys. Chem.* **1990**, *94*, 2381-2386.
- Nakano, Y., M. Goto, S. Hashimoto, M. Kawasaki, and T. J. Wallington Cavity ring-down spectroscopic study of the reactions of Br atoms and BrO radicals with dimethyl sulfide. *J. Phys. Chem. A* **2001**, *105*, 11045-11050, doi:10.1021/jp012326f.
- Nickolaisen, S. L.; Friedl, R. R.; Sander, S. P. Kinetics and mechanism of the ClO + ClO reaction: Pressure and temperature dependences of the bimolecular and termolecular channels and thermal decomposition of chlorine peroxide, ClOCl. *J. Phys. Chem.* **1994**, *98*, 155-169, doi:10.1021/j100052a027.
- Nicovich, J. M.; Kreutter, K. D.; Shackelford, C. J.; Wine, P. H. Thermochemistry and kinetics of the Cl + O₂ association reaction. *Chem. Phys. Lett.* **1991**, *179*, 367-373.
- Nicovich, J. M.; Kreutter, K. D.; Wine, P. H. Kinetics and thermochemistry of ClCO formation from the Cl + CO association reaction. *J. Chem. Phys.* **1990**, *92*, 3539-3544.
- Nicovich, J. M.; Wine, P. H. Kinetics of the reactions of O(³P) and Cl(²P) with HBr and Br₂. *Int. J. Chem. Kinet.* **1990**, *22*, 379-397.

- Orlando, J. J.; Tyndall, G. S.; Cantrell, C. A.; Calvert, J. G. Temperature and pressure dependence of the rate coefficient for the reaction $\text{NO}_3 + \text{NO}_2 \rightarrow \text{N}_2\text{O}_5 + \text{N}_2$. *J. Chem. Soc. Faraday Trans.* **1991**, *87*, 2345-2349.
- Osthoff, H. D.; Pilling, M. J.; Ravishankara, A. R.; Brown, S. S. Temperature dependence of the NO_3 absorption cross-section above 298 K and determination of the equilibrium constant for $\text{NO}_3 + \text{NO}_2 \leftrightarrow \text{N}_2\text{O}_5$ at atmospherically relevant conditions. *Phys. Chem. Chem. Phys.* **2007**, *9*, 5785-5793, doi:10.1039/b709193a.
- Pagsberg, P.; Ratajczak, E.; Sillesen, A.; Jodkowski, J. T. Spectrokinetic studies of the gas-phase equilibrium $\text{F} + \text{O}_2 \rightleftharpoons \text{FO}_2$ between 295 and 359 K. *Chem. Phys. Lett.* **1987**, *141*, 88-94.
- Papayannis, D. K.; Kosmas, A. M. Quantum mechanical characterization of (INO_3) isomers. *Chem. Phys. Lett.* **2004**, *398*, 75-81, doi:10.1016/j.cplett.2004.09.019.
- Papayannis, D. K.; Kosmas, A. M. The conformational potential energy surface of IOONO and the isomerization and decomposition processes. *Chem. Phys.* **2005**, *315*, 251-258, doi:10.1016/j.chemphys.2005.04.014.
- Parthiban, S., T. J. Lee, S. Guha, and J. S. Francisco Theoretical study of chlorine nitrates: Implications for stratospheric chlorine chemistry. *J. Am. Chem. Soc.* **2003**, *125*, 10446-10458, doi:10.1021/ja010297g.
- Perner, D.; Schmeltekopf, A.; Winkler, R. H.; Johnston, H. S.; Calvert, J. G.; Cantrell, C. A.; Stockwell, W. R. A laboratory and field study of the equilibrium $\text{N}_2\text{O}_5 \rightleftharpoons \text{NO}_3 + \text{NO}_2$. *J. Geophys. Res.* **1985**, *90*, 3807-3812.
- Plenge, J.; Kühl, S.; Vogel, B.; Müller, R.; Stroth, F.; von Hobe, M.; Flesch, R.; Rühl, E. Bond strength of chlorine peroxide. *J. Phys. Chem. A* **2005**, *109*, 6730-6734, doi:10.1021/jp044142h.
- Prasad, S. S. Possible existence and chemistry of $\text{ClO}\cdot\text{O}_2$ in the stratosphere. *Nature* **1980**, *285*, 152.
- Prasad, S. S.; Lee, T. J. Atmospheric chemistry of the reaction $\text{ClO} + \text{O}_2 \leftrightarrow \text{ClO}\cdot\text{O}_2$: Where it stands, what needs to be done, and why? *J. Geophys. Res.* **1994**, *99*, 8225-8230.
- Pritchard, H. O. The nitrogen pentoxide dissociation equilibrium. *Int. J. Chem. Kinet.* **1994**, *26*, 61-72.
- Rayez, M. T.; Destriau, M. Theoretical study of thermal dissociation and recombination reactions of XONO_2 ($\text{X}=\text{F}, \text{Cl}, \text{Br}, \text{or I}$). *Chem. Phys. Lett.* **1993**, *206*, 278-284.
- Ruscic, B. Active thermochemical tables: Water and water dimer. *J. Phys. Chem. A* **2013**, *117*, 11940-11953, doi:10.1021/jp403197t.
- Ruscic, B.; Boggs, J. E.; Burcat, A.; Csaszar, A. G.; Demaison, J.; Janoschek, R.; Martin, J. M. L.; Morton, M. L.; Rossi, M. J.; Stanton, J. F.; Szalay, P. G.; Westmoreland, P. R.; Zabel, F.; Berces, T. IUPAC critical evaluation of thermochemical properties of selected radicals. Part I. *J. Phys. Chem. Ref. Data* **2005**, *34*, 573-656, doi:10.1063/1.1724828.
- Ruscic, B.; Pinzon, R. E.; Morton, M. L.; Srinivasan, N. K.; Su, M.-C.; Sutherland, J. W.; Michael, J. V. Active thermochemical tables: Accurate enthalpy of formation of hydroperoxyl radical, HO_2 . *J. Phys. Chem. A* **2006**, *110*, 6592-6601, doi:10.1021/jp056311j.
- Saiz-Lopez, A.; Plane, J. M. C.; Baker, A. R.; Carpenter, L. J.; von Glasow, R.; Gomez Martín, J. C.; McFiggans, G.; Saunders, R. W. Atmospheric chemistry of iodine. *Chem. Rev.* **2012**, *112*, 1773-1804, doi:10.1021/cr200029u.
- Salawitch, R. J.; Canty, T., Personal Communication.
- Salta, Z.; Kosmas, A. M.; Lesar, A. Computational investigation of the peroxy radicals $\text{CH}_3\text{S}(\text{O})_n\text{OO}$ and the peroxy nitrates $\text{CH}_3\text{S}(\text{O})_n\text{OONO}_2$ ($n = 0, 1, 2$). *Comput. Theo. Chem.* **2012**, 67-76, doi:10.1016/j.comptc.2012.10.007.
- Santee, M. L.; Sander, S. P.; Livesey, N. J.; Froidevaux, L. Constraining the chlorine monoxide (ClO)/chlorine peroxide (ClOOC) equilibrium constant from Aura microwave limb sounder measurements of nighttime ClO . *Proc. Natl. Acad. Sci. USA* **2010**, *107*, 6588-6593, doi:10.1073/pnas.0912659107.
- Schott, G.; Davidson, N. Shock waves in chemical kinetics: The decomposition of N_2O_5 at high temperatures. *J. Am. Chem. Soc.* **1958**, *80*, 1841-1853.
- Scribano, Y.; Goldman, N.; Saykally, R. J.; Leforestier, C. Water dimers in the atmosphere III: Equilibrium constant from a flexible potential. *J. Phys. Chem. A* **2006**, *110*, 5411-5419, doi:10.1021/jp056759k.
- Shepler, B. C.; Balabanov, N. B.; Peterson, K. A. $\text{Hg} + \text{Br} \rightarrow \text{HgBr}$ recombination and collision-induced dissociation dynamics. *J. Chem. Phys.* **2007**, *107*, 164304, doi:10.1063/1.2777142.
- Sicre, J. E.; Cobos, C. J. Thermochemistry of the higher chlorine oxides ClO_x ($x = 3, 4$) and Cl_2O_x ($x = 3 - 7$). *J. Mol. Struct. (Theochem)* **2003**, *620*, 215-226.
- Smith, C. A.; Ravishankara, A. R.; Wine, P. H. Kinetics of the reaction $\text{NO}_2 + \text{NO}_3 + \text{M}$ at low pressures and 298 K. *J. Phys. Chem.* **1985**, *89*, 1423-1427, doi:10.1021/j100254a024.
- Smith, I. W. M.; Yarwood, G. Kinetic measurements on the system $\text{NO} + \text{NO}_2 \rightleftharpoons \text{N}_2\text{O}_3$ by time-resolved infrared laser absorption. *Chem. Phys. Lett.* **1986**, *130*, 24-28.
- Stimpfle, R. M.; Wilmouth, D. M.; Salawitch, R. J.; Anderson, J. G. First measurements of ClOOC in the stratosphere: The coupling of ClOOC and ClO in the Arctic polar vortex. *J. Geophys. Res.* **2004**, *109*, D03301, doi:10.1029/2003jd003811.
- Su, F.; Calvert, J. G.; Shaw, J. H. Mechanism of the photooxidation of gaseous formaldehyde. *J. Phys. Chem.* **1979**, *83*, 3185-3191, doi:10.1021/j100488a001.
- Suma, K.; Sumiyoshi, Y.; Endo, Y. The rotational spectrum of the water-hydroperoxy radical ($\text{H}_2\text{O}\cdot\text{HO}_2$) complex. *Science* **2006**, *311*, 1278-1281, doi:10.1126/science.112402.

- Tellinghuisen, J.; Ashmore, J. G. Mixed representations for diatomic spectroscopic data: Application to HgBr. *Chem. Phys. Lett.* **1983**, *102*, 10-16, doi:10.1016/0009-2614(83)80647-2.
- Tomas, A. E.; Villenave, E.; Lesclaux, R. Reactions of the HO₂ radical with CH₃CHO and CH₃C(O)O₂ in the gas phase. *J. Phys. Chem. A* **2001**, *105*, 3505-3514, doi:10.1021/jp003762p.
- Tuazon, E. C.; Sanhueza, E.; Atkinson, R.; Carter, W. P. L.; Winer, A. M.; Pitts, J. N., Jr. Direct determination of the equilibrium constant at 298 K for the NO₂ + NO₃ ↔ N₂O₅ reactions. *J. Phys. Chem.* **1984**, *88*, 3095-3098, doi:10.1021/j150658a033.
- Tuchler, M. F.; Schmidt, K. L.; Morgan, M. A CRDS approach to gas phase equilibrium constants: the case of N₂O₄ ↔ 2NO₂ at 283 K. *Chem. Phys. Lett.* **2005**, *401*, 393-399, doi:10.1016/j.cplett.2004.11.083.
- Turnipseed, A. A.; Baron, S. B.; Ravishankara, A. R. Observation of CH₃S addition to O₂ in the gas phase. *J. Phys. Chem.* **1992**, *96*, 7502-7505.
- Veyret, B.; Lesclaux, R.; Rayez, M.-T.; Rayez, J.-C.; Cox, R. A.; Moortgat, G. K. Kinetics and mechanism of the photooxidation of formaldehyde. I. Flash photolysis study. *J. Phys. Chem.* **1989**, *93*, 2368-2374, doi:10.1021/j100343a033.
- Viggiano, A. A.; Davidson, J. A.; Fehsenfeld, F. C.; Ferguson, E. E. Rate constants for the collisional dissociation of N₂O₅ by N₂. *J. Chem. Phys.* **1981**, *74*, 6113-6125.
- von Hobe, M.; Grooss, J. U.; Muller, R.; Hrechanyy, S.; Winkler, U.; Stroh, F. A re-evaluation of the ClO/Cl₂O₂ equilibrium constant based on stratospheric in-situ observations. *Atmos. Chem. Phys.* **2005**, *5*, 693-702.
- Vosper, A. J. Dissociation of dinitrogen tetroxide in gas phase. *J. Chem. Soc. A* **1970**, *1970*, 625-627.
- Wangberg, I.; Eitzkorn, T.; Barnes, I.; Platt, U.; Becker, K. H. Absolute determination of the temperature behavior of the NO₂ + NO₃ + (M) ↔ N₂O₅ + (M) equilibrium. *J. Phys. Chem. A* **1997**, *101*, 9694-9698.
- Williams, M. B.; Campuzano-Jost, P.; Cossairt, B. M.; Hynes, A. J.; Pounds, A. J. Experimental and theoretical studies of the reaction of the OH radical with alkyl sulfides: I. Direct observations of the formation of the OH-DMS adduct-pressure dependence of the forward rate of addition and development of a predictive expression at low temperature. *J. Phys. Chem. A* **2007**, *111*, 89-104, doi:10.1021/jp063873+.
- Wine, P. H.; Nicovich, J. M.; Stickel, R. E.; Zhao, Z.; Shackelford, C. J.; Kreutter, K. D.; Daykin, E. P.; Wang, S. In *The Tropospheric Chemistry of Ozone in the Polar Regions*; Springer-Verlag: Berlin, 1993; Vol. I7; pp 385-395.
- Wollenhaupt, M.; Crowley, J. N. Kinetic studies of the reactions CH₃ + NO₂ → products, CH₃O + NO₂ → products, and OH + CH₃C(O)CH₃ → CH₃C(O)OH + CH₃, over a range of temperature and pressure. *J. Phys. Chem. A* **2000**, *104*, 6429-6438, doi:10.1021/jp0005726.
- Zabel, F. Unimolecular decomposition of peroxy nitrates. *Z. Phys. Chem.* **1995**, *188*, 119-142.
- Zabel, F.; Reimer, A.; Becker, K. H.; Fink, E. H. Thermal decomposition of alkyl peroxy nitrates. *J. Phys. Chem.* **1989**, *93*, 5500-5507.
- Zabel, F.; Sahetchian, K. A.; Chachaty, C. ESR spectra of free radicals formed during the gas-phase photo-oxidation of formaldehyde: Thermal stability of the HOCH₂OO radical. *Chem. Phys. Lett.* **1987**, *134*, 433-437.
- Zhang, X.; Nimlos, M. R.; Ellison, G. B.; Varner, M. E.; Stanton, J. F. Infrared absorption spectra of matrix-isolated *cis*, *cis*-HOONO and its *ab initio* CCSD(T) anharmonic vibrational bands. *J. Chem. Phys.* **2006**, *124*, 084305, doi:10.1063/1.2163343.
- Zhanga, H.-t.; Zhoua, Z.-y.; Jalbout, A. F. Vibrational mode analysis for the multi-channel reaction of O₂ + CH₃S. *J. Mol. Struct. (Theochem)* **2003**, *663*, 73-79, doi:10.1016/j.theochem.2003.08.068.
- Zhu, L.; Bozzelli, J. W. The multi-channel reaction of CH₃SC + ³O₂: Thermochemistry and kinetic barriers. *J. Mol. Struct. (Theochem)* **2005**, *728*, 147-157, doi:10.1016/j.theochem.2005.05.002.
- Zhu, R. S.; Lin, M. C. *Ab initio* studies of ClO_x reactions. IV. Kinetics and mechanism for the self-reaction of ClO radicals. *J. Chem. Phys.* **2003**, *118*, 4094-4106, doi:10.1063/1.1540623.
- Zhu, R. S.; Lin, M. C. *Ab initio* studies of ClO_x reactions. VII. Isomers of Cl₂O₃ and their roles in the ClO + OClO reaction. *J. Chem. Phys.* **2003**, *118*, 8645-8655, doi:10.1063/1.1565315.
- Zhu, R. S.; Lin, M. C. *Ab initio* studies of ClO_x reactions. VIII. Isomerization and decomposition of ClO₂ radicals and related bimolecular processes. *J. Chem. Phys.* **2003**, *119*, 2075-2082, doi:10.1063/1.1585027.

SECTION 4. PHOTOCHEMICAL DATA

Table of Contents

SECTION 4. PHOTOCHEMICAL DATA	4-1
4.1 Format and Uncertainty Estimates.....	4-6
4.2 Photodissociation Thresholds and Quantum Yields.....	4-6
4.3 Web Access to Recommended Data in Text and Graphical Formats.....	4-7
SECTION 4A. O _x PHOTOCHEMISTRY	4-11
4.4 Bibliography – O _x Photochemistry	4-32
SECTION 4B. HO _x PHOTOCHEMISTRY.....	4-39
4.5 Bibliography – HO _x Photochemistry	4-49
SECTION 4C. NO _x PHOTOCHEMISTRY.....	4-53
4.6 Bibliography – NO _x Photochemistry	4-83
SECTION 4D. ORGANIC PHOTOCHEMISTRY	4-90
4.7 Bibliography – Organic Photochemistry	4-148
SECTION 4E. FO _x PHOTOCHEMISTRY	4-157
4.8 Bibliography – FO _x Photochemistry.....	4-186
SECTION 4F. ClO _x PHOTOCHEMISTRY	4-189
4.9 Bibliography – ClO _x Photochemistry	4-270
SECTION 4G. BRO _x PHOTOCHEMISTRY	4-280
4.10 Bibliography – BrO _x Photochemistry	4-335
SECTION 4H. IO _x PHOTOCHEMISTRY	4-340
4.11 Bibliography – IO _x Photochemistry.....	4-384
SECTION 4I. SO _x PHOTOCHEMISTRY	4-389
4.12 Bibliography – SO _x Photochemistry.....	4-397
SECTION 4J. METAL PHOTOCHEMISTRY	4-399
4.13 Bibliography – Metal Photochemistry	4-404

Figures

Figure 4A-1. Recommended O(¹ D) Quantum Yields.....	4-27
Figure 4C-1. Absorption Spectrum of NO ₃	4-64
Figure 4F-1. Absorption Spectrum of ClO	4-192
Figure 4F-2. Absorption Spectrum of OClO at 204 K.....	4-199
Figure 4G-1. Absorption Spectrum of BrO	4-287
Figure 4G-2. Absorption spectrum of OBrO	4-290

Tables

Table 4-1. Photochemical Reactions	4-8
Table 4A-1. Summary of O ₂ Absorption Cross Section Studies	4-11
Table 4A-2. Recommended Absorption Cross Sections of O ₂ between 205 and 245 nm	4-14
Table 4A-3. Summary of O ₃ Absorption Cross Section Studies	4-20
Table 4A-4. Recommended Absorption Cross Sections of O ₃ at 218 and 293–298 K.....	4-24
Table 4A-5. Parameters for the Calculation of O(¹ D) Quantum Yields	4-26
Table 4B-1. Recommended Absorption Cross Sections of HO ₂ at 298 K.....	4-39
Table 4B-2. Summary of H ₂ O Vapor Absorption Cross Section Studies.....	4-41
Table 4B-3. Recommended Absorption Cross Sections of H ₂ O Vapor at 298 K.....	4-43
Table 4B-4. Summary of H ₂ O ₂ Absorption Cross Section Studies.....	4-46
Table 4B-5. Recommended Absorption Cross Sections of H ₂ O ₂ Vapor at 298 K.....	4-47
Table 4B-6. Mathematical Expression for Absorption Cross Sections of H ₂ O ₂ as a Function of Temperature	4-47
Table 4C-1. Summary of NO ₂ Absorption Cross Section Studies.....	4-53
Table 4C-2. Recommended Absorption Cross Sections of NO ₂ at 220 and 294 K	4-56
Table 4C-3. Recommended Quantum Yields for NO ₂ Photolysis	4-57

Table 4C-4. Summary of NO ₃ Absorption Cross Section Studies	4-59
Table 4C-5. Recommended Absorption Cross Sections of NO ₃ at 298 K.....	4-62
Table 4C-6. Recommended Product Channel Quantum Yields in the Photolysis of NO ₃ at 298, 230, and 190 K ..	4-63
Table 4C-7. Summary of N ₂ O Cross Section Studies.....	4-66
Table 4C-8. Recommended Absorption Cross Sections of N ₂ O at 298 K.....	4-67
Table 4C-9. Recommended Expression for the Absorption Cross Sections of N ₂ O as a Function of Temperature.....	4-68
Table 4C-10. Summary of N ₂ O ₄ Absorption Cross Section Studies.....	4-70
Table 4C-11. Recommended Absorption Cross Sections of N ₂ O ₄ at 220 K.....	4-70
Table 4C-12. Summary of N ₂ O ₅ Absorption Cross Section Studies.....	4-71
Table 4C-13. Recommended Absorption Cross Sections at 300 K and Temperature Coefficients for N ₂ O ₅	4-72
Table 4C-14. Summary of N ₂ O ₅ Photolysis Quantum Yield Results	4-73
Table 4C-15. Summary of HONO Absorption Cross Section Studies	4-74
Table 4C-16. Recommended Absorption Cross Sections of HONO at 298 K	4-75
Table 4C-17. Recommended Absorption Cross Sections at 298 K and Temperature Coefficients for HNO ₃	4-78
Table 4C-18. Recommended Absorption Cross Sections of HO ₂ NO ₂ at 298 K.....	4-80
Table 4C-19. Recommended HO ₂ NO ₂ Photolysis Quantum Yields.....	4-81
Table 4C-20. Photodissociation Band Strengths and Quantum Yields for Several Overtone and Combination Bands of HO ₂ NO ₂	4-81
Table 4D-1. Summary of CH ₂ O Absorption Cross Section Studies	4-91
Table 4D-2. Recommended Absorption Cross Sections of CH ₂ O at 298 K and Temperature Coefficients Averaged over 1 nm Intervals.....	4-94
Table 4D-3. Recommended Absorption Cross Sections of CH ₂ O at 298 K and 223 K and Temperature Dependence Coefficients Averaged over Intervals Used in Atmospheric Models	4-95
Table 4D-4. Recommended CH ₂ O Photolysis Quantum Yields at 300 K and 1 Atmosphere	4-96
Table 4D-5. Recommended Absorption Cross Sections of CH ₃ CHO at 298 K.....	4-99
Table 4D-6. Recommended CH ₃ CHO Photolysis Quantum Yields at 1 bar Total Pressure	4-100
Table 4D-7. Recommended Absorption Cross Sections of C ₂ H ₅ CHO at 298 K	4-102
Table 4D-8. Recommended Absorption Cross Sections of CH ₃ O ₂ , C ₂ H ₅ O ₂ , and CH ₃ C(O)O ₂ at 298 K.....	4-103
Table 4D-9. Recommended UV Absorption Cross Sections of CH ₃ CO at 298 K.....	4-106
Table 4D-10. Vis Absorption Cross Sections of CH ₃ CO at 298 K.....	4-107
Table 4D-11. Recommended Absorption Cross Sections of CH ₃ C(O)CH ₂ O ₂ at 298 K.....	4-109
Table 4D-12. Recommended Absorption Cross Sections of CH ₃ OOH at 298 K	4-110
Table 4D-13. Recommended Absorption Cross Sections of HOCH ₂ OOH at 298 K.....	4-111
Table 4D-14. Recommended Absorption Cross Sections of CH ₃ ONO at 298 K	4-112
Table 4D-15. Recommended Absorption Cross Sections of CH ₃ ONO ₂ at 298 K.....	4-114
Table 4D-16. Recommended Absorption Cross Sections of CH ₃ O ₂ NO ₂ at 298 K.....	4-115
Table 4D-17. Recommended Absorption Cross Sections of CH ₃ C(O)O ₂ NO ₂ at 298 K and Temperature Coefficients	4-116
Table 4D-18. Recommended Absorption Cross Sections of C ₂ H ₅ C(O)O ₂ NO ₂ at 296 K and Temperature Coefficients	4-118
Table 4D-19. Recommended Absorption Cross Sections of CH ₂ =CHCHO at 298 K.....	4-119
Table 4D-20. Recommended Absorption Cross Sections of CH ₂ =C(CH ₃)CHO at 298 K	4-120
Table 4D-21. Recommended Absorption Cross Sections of CH ₃ C(O)CH=CH ₂ at 298 K	4-122
Table 4D-22. Recommended Absorption Cross Sections of HOCH ₂ CHO at 298 K.....	4-123
Table 4D-23. Recommended Absorption Cross Sections of CH ₃ C(O)CH ₃ at 298 K and Temperature Coefficients	4-127
Table 4D-24. Recommended Acetone Photolysis Quantum Yields	4-129
Table 4D-25. Absorption Cross Sections of CH ₃ C(O)CH ₂ OH at 298 K.....	4-132
Table 4D-26. Recommended Absorption Cross Sections of CHOCHO at 296 K	4-134
Table 4D-27. Recommended CHOCHO Photolysis Quantum Yields at 1 Atm and 298 K	4-136
Table 4D-28. Recommended Absorption Cross Sections of CH ₃ C(O)C(O)H at 298 K.....	4-138
Table 4D-29. Recommended Absorption Cross Sections of HC(O)OH and (HC(O)OH) ₂ at 302 K.....	4-141
Table 4D-30. Recommended Absorption Cross Sections of CH ₃ C(O)OH and (CH ₃ C(O)OH) ₂ at 298 K.....	4-142
Table 4D-31. Recommended Absorption Cross Sections CH ₃ C(O)OOH at 298 K	4-143
Table 4D-32. Recommended Absorption Cross Sections of CH ₃ C(O)C(O)OH at 298 K.....	4-145
Table 4D-33. Recommended Absorption Cross Sections of HC(O)OCH ₃ at 298 K.....	4-146
Table 4D-34. Recommended Absorption Cross Sections of HC(O)OC ₂ H ₅ at 297 K.....	4-147
Table 4E-1. Recommended Absorption Cross Sections of FO ₂ at 295 K.....	4-157
Table 4E-2. Recommended Absorption Cross Sections of F ₂ O at 273 K.....	4-158
Table 4E-3. Recommended Absorption Cross Sections of F ₂ O ₂ at 193–273 K.....	4-159

Table 4E-4. Recommended Absorption Cross Sections of FNO at 298 K	4-160
Table 4E-5. Summary of CF ₄ Absorption Cross Section Studies	4-162
Table 4E-6. Recommended Absorption Cross Sections of COF ₂ at 298 K	4-165
Table 4E-7. Recommended Absorption Cross Sections of COHF at 298 K.....	4-166
Table 4E-8. Recommended Absorption Cross Sections of CF ₃ O ₂ at 295 K.....	4-167
Table 4E-9. Recommended Absorption Cross Sections of CF ₃ OOCF ₃ at 298 K	4-168
Table 4E-10. Recommended Absorption Cross Sections of CF ₃ O ₃ CF ₃ at 298 K.....	4-169
Table 4E-11. Recommended Absorption Cross Sections of CF ₃ CHO at 298 K.....	4-170
Table 4E-12. Recommended Absorption Cross Sections of CF ₃ C(O)F at 297/300 K and 238 K	4-172
Table 4E-13. Recommended Absorption Cross Sections of CF ₃ C(O)Cl at 300 and 253 K	4-173
Table 4E-14. Recommended Absorption Cross Sections of CF ₃ OONO ₂ at 301 K	4-174
Table 4E-15. Recommended CF ₃ OONO ₂ Absorption Spectrum Temperature Dependence.....	4-175
Table 4E-16. Recommended Absorption Cross Sections of CF ₃ (O)O ₂ NO ₂ at 298 K	4-176
Table 4E-17. Recommended Absorption Cross Sections of CF ₃ CH ₂ CHO at 298 K.....	4-177
Table 4E-18. Recommended Absorption Cross Sections of CF ₃ C(O)OH at 296 K	4-178
Table 4E-19. Recommended Absorption Cross Sections of CH ₃ C(O)F at 296 K.....	4-179
Table 4E-20. Recommended Absorption Cross Sections of CH ₂ =CHCF ₃ at 295 K.....	4-180
Table 4E-21. Recommended Absorption Cross Sections of CH ₂ =CFCF ₃ at 295 K	4-181
Table 4E-22. Recommended Absorption Cross Sections of CF ₂ =CF ₂ at 296 K.....	4-182
Table 4E-23. Recommended Absorption Cross Sections of CF ₂ =CFCF ₃ at 296 K.....	4-183
Table 4E-24. Recommended Absorption Cross Sections of NF ₃ at 296 K.....	4-184
Table 4E-25. Recommended NF ₃ UV Absorption Spectrum, $\sigma(\lambda,T)$, Parameterization.....	4-184
Table 4F-1. Recommended Absorption Cross Sections of Cl ₂ at 298 K	4-190
Table 4F-2. Recommended Absorption Cross Sections of ClO at 298 K.....	4-192
Table 4F-3. Summary of Absorption Cross Section Studies of ClO at the band heads of the v',v'' = 1,0 to 21,0 bands	4-193
Table 4F-4. Absorption Cross Sections of ClOO at 191 K.....	4-194
Table 4F-5. Summary OCIO Cross Section Studies	4-195
Table 4F-6. Recommended Absorption Cross Sections of OCIO at 204 K (averages over 1 nm intervals).....	4-196
Table 4F-7. Absorption Cross Sections of OCIO at the a(21) to a(3) Band Peaks at Temperatures in the Range 213–293 K.....	4-197
Table 4F-8. Absorption Cross Sections of OCIO at the Band Peaks	4-198
Table 4F-9. Absorption Cross Sections of Cl ₂ O at 298 K	4-202
Table 4F-10. Summary of ClOOCl UV Absorption Spectrum Studies	4-203
Table 4F-11. Recommended Absorption Cross Sections of ClOOCl.....	4-206
Table 4F-12. Recommended Absorption Cross Sections of ClClO ₂ at 298 K.....	4-208
Table 4F-13. Recommended Absorption Cross Sections of Cl ₂ O ₃ at 220–260 K	4-209
Table 4F-14. Recommended Absorption Cross Sections of Cl ₂ O ₄ at 298 K.....	4-210
Table 4F-15. Recommended Absorption Cross Sections of Cl ₂ O ₆ at 298 K	4-211
Table 4F-16. Recommended Absorption Cross Sections of Cl ₂ O ₇ at 298 K	4-212
Table 4F-17. Recommended Absorption Cross Sections of HCl and DCl at 298 K	4-213
Table 4F-18. Recommended Absorption Cross Sections of HOCl at 298 K.....	4-215
Table 4F-19. Recommended Absorption Cross Sections of ClNO at 298 K.....	4-217
Table 4F-20. Recommended Absorption Cross Sections of ClNO ₂ at 296 K and Temperature Dependence Coefficients.....	4-218
Table 4F-21. Recommended Absorption Cross Sections of ClONO at 231 K	4-219
Table 4F-22. Recommended Absorption Cross Sections and Temperature Coefficients of ClONO ₂	4-221
Table 4F-23. Recommended Absorption Cross Sections of CCl ₄ at 295 K.....	4-224
Table 4F-24. Recommended Absorption Cross Sections of CH ₃ OCl at 295 K.....	4-226
Table 4F-25. Recommended Absorption Cross Sections of CHCl ₃ at 296 K.....	4-227
Table 4F-26. Recommended Absorption Cross Sections of CH ₂ Cl ₂ at 298 K.....	4-229
Table 4F-27. Recommended Absorption Cross Sections of CH ₃ Cl at 298 K.....	4-230
Table 4F-28. Recommended Absorption Cross Sections of CH ₃ CCl ₃ at 298 K.....	4-232
Table 4F-29. Recommended Absorption Cross Sections of CH ₃ CH ₂ Cl at 298 K.....	4-233
Table 4F-30. Recommended Absorption Cross Sections of CH ₃ CHClCH ₃ at 295 K.....	4-233
Table 4F-31. Recommended Absorption Cross Sections of COCl ₂ at 298 K.....	4-235
Table 4F-32. Recommended Absorption Cross Sections of COHCl at 298 K	4-236
Table 4F-33. Recommended Absorption Cross Sections of COFCl at 298 K.....	4-237
Table 4F-34. Summary of COFCl Photolysis Quantum Yield Results	4-237
Table 4F-35. Recommended Absorption Cross Sections of CFCl ₃ at 298 K	4-239

Table 4F-36. Recommended Absorption Cross Sections of CF ₂ Cl ₂ at 298 K.....	4-241
Table 4F-37. Recommended Absorption Cross Sections of CF ₃ Cl at 295 K.....	4-242
Table 4F-38. Recommended Absorption Cross Sections of CF ₂ ClCFCl ₂ at 298 K.....	4-244
Table 4F-39. Recommended Absorption Cross Sections of CF ₂ ClCF ₂ Cl at 295 K.....	4-245
Table 4F-40. Recommended Absorption Cross Sections of CF ₃ CF ₂ Cl at 298 K.....	4-246
Table 4F-41. Recommended Absorption Cross Sections of CHFCl ₂ at 298 K.....	4-247
Table 4F-42. Recommended Absorption Cross Sections of CHF ₂ Cl at 298 K.....	4-248
Table 4F-43. Recommended Absorption Cross Sections of CH ₂ FCl at 298 K.....	4-249
Table 4F-44. Recommended Absorption Cross Sections of CF ₃ CHCl ₂ at 295 K.....	4-250
Table 4F-45. Recommended Absorption Cross Sections of CF ₃ CHFCl at 295 K.....	4-252
Table 4F-46. Recommended Absorption Cross Sections of CF ₃ CH ₂ Cl at 298 K.....	4-252
Table 4F-47. Recommended Absorption Cross Sections of CH ₃ CFCl ₂ at 298 K.....	4-253
Table 4F-48. Recommended Absorption Cross Sections of CH ₃ CF ₂ Cl at 298 K.....	4-255
Table 4F-49. Recommended Absorption Cross Sections of CH ₂ ClCHO at 298 K.....	4-256
Table 4F-50. Recommended Absorption Cross Sections of CHCl ₂ CHO at 298 K.....	4-257
Table 4F-51. Recommended Absorption Cross Sections of CF ₂ ClCHO at 298 K and Temperature Coefficients.....	4-258
Table 4F-52. Recommended Absorption Cross Sections of CFCI ₂ CHO at 298 K and Temperature Coefficients.....	4-259
Table 4F-53. Recommended Absorption Cross Sections of CCl ₃ CHO at 298 K and Temperature Coefficients.....	4-260
Table 4F-54. Recommended Absorption Cross Sections of CH ₃ C(O)Cl at 298 K.....	4-261
Table 4F-55. Recommended Absorption Cross Sections of CH ₂ ClC(O)Cl at 298 K.....	4-262
Table 4F-56. Recommended Absorption Cross Sections of CHCl ₂ C(O)Cl at 298 K.....	4-263
Table 4F-57. Recommended Absorption Cross Sections of CCl ₃ C(O)Cl at 295 K.....	4-264
Table 4F-58. Recommended Absorption Cross Sections of CF ₃ CF ₂ CHCl ₂ (HCFC-225ca) at 298 K.....	4-265
Table 4F-59. Recommended Absorption Cross Sections of CF ₂ ClCF ₂ CHFCl (HCFC-225cb) at 298 K.....	4-266
Table 4F-60. Recommended Absorption Cross Sections of CH ₃ C(O)CH ₂ Cl at 296 K.....	4-267
Table 4F-61. Recommended (<i>E</i>)-1,2- <i>c</i> -C ₄ Cl ₂ F ₆ Absorption Spectrum, $\sigma(\lambda,T)$, Parameterization.....	4-268
Table 4F-62. Recommended (<i>Z</i>)-1,2- <i>c</i> -C ₄ Cl ₂ F ₆ Absorption Spectrum, $\sigma(\lambda,T)$, Parameterization.....	4-269
Table 4G-1. Summary of Br ₂ Absorption Cross Section Studies.....	4-280
Table 4G-2. Recommended Absorption Cross Sections of Br ₂ at 298 K.....	4-281
Table 4G-3. Summary of HBr UV Absorption Cross Section Studies.....	4-283
Table 4G-4. Recommended Absorption Cross Sections of HBr at 298 K.....	4-283
Table 4G-5. Summary of BrO Absorption Cross Section Studies.....	4-284
Table 4G-6. Absorption Cross Sections at the Vibrational Band Peaks in the A←X Spectrum of BrO (0.4 nm resolution).....	4-285
Table 4G-7. Recommended Absorption Cross Sections of BrO at 298 K.....	4-286
Table 4G-8. Peak Absorption Cross Sections of OBrO at 298 K.....	4-288
Table 4G-9. Recommended Absorption Cross Sections of OBrO at 298 K.....	4-289
Table 4G-10. Recommended Absorption Cross Sections of Br ₂ O at 298 K.....	4-291
Table 4G-11. Recommended Absorption Cross Sections of HOBr at 298 K.....	4-293
Table 4G-12. Recommended Absorption Cross Sections of BrNO at 298 K.....	4-294
Table 4G-13. Recommended Absorption Cross Sections of BrONO at 253 K.....	4-295
Table 4G-14. Recommended Absorption Cross Sections of BrNO ₂ at 298 K.....	4-296
Table 4G-15. Recommended Absorption Cross Sections of BrONO ₂ at 296 K and Temperature Coefficients.....	4-298
Table 4G-16. Summary of BrONO ₂ Photolysis Quantum Yield Results.....	4-299
Table 4G-17. Recommended Absorption Cross Sections of BrCl at 298 K.....	4-300
Table 4G-18. Recommended Absorption Cross Sections of BrOCl at 298 K.....	4-301
Table 4G-19. Recommended Absorption Cross Sections of CH ₃ Br at 296 K.....	4-302
Table 4G-20. Recommended Absorption Cross Sections of CH ₂ Br ₂ at 298 K.....	4-304
Table 4G-21. Recommended Absorption Cross Sections of CHBr ₃ at 296 K.....	4-306
Table 4G-22. Recommended Absorption Cross Sections of CH ₂ BrCH ₂ Br at 295 K.....	4-307
Table 4G-23. Recommended Absorption Cross Sections of C ₂ H ₅ Br at 295 K.....	4-308
Table 4G-24. Recommended Absorption Cross Sections of COBr ₂ at 298 K.....	4-308
Table 4G-25. Recommended Absorption Cross Sections of COHBr at 298 K.....	4-309
Table 4G-26. Recommended Absorption Cross Sections of CH ₂ ClBr at 295 K.....	4-310
Table 4G-27. Recommended Absorption Cross Sections of CHClBr ₂ at 296 K.....	4-311
Table 4G-28. Recommended Absorption Cross Sections of CHCl ₂ Br at 298 K.....	4-312
Table 4G-29. Recommended Absorption Cross Sections of CCl ₃ Br at 298 K.....	4-313
Table 4G-30. Recommended Absorption Cross Sections of CHF ₂ Br at 298 K.....	4-314
Table 4G-31. Recommended Absorption Cross Sections of CF ₂ Br ₂ at 296 K.....	4-317
Table 4G-32. Recommended Absorption Cross Sections of CF ₂ ClBr at 298 K.....	4-320

Table 4G-33. Recommended Absorption Cross Sections of CF ₃ Br at 296 K.....	4-322
Table 4G-34. Recommended Absorption Cross Sections of CH ₂ =CHBr at 295 K.....	4-323
Table 4G-35. Recommended Absorption Cross Sections of CHBr=CF ₂ at 295 K.....	4-324
Table 4G-36. Recommended Absorption Cross Sections of CBr=CF ₂ at 295 K.....	4-325
Table 4G-37. Recommended Absorption Cross Sections of CH ₂ =CBrCF ₃ at 295 K.....	4-325
Table 4G-38. Recommended Absorption Cross Sections of CF ₃ CH ₂ Br at 295 K.....	4-326
Table 4G-39. Recommended Absorption Cross Sections of CF ₃ CHClBr at 298 K.....	4-327
Table 4G-40. Recommended Absorption Cross Sections of CF ₃ CHFBr at 295 K.....	4-328
Table 4G-41. Recommended Absorption Cross Sections of CF ₂ BrCF ₂ Br at 296 K.....	4-330
Table 4G-42. Recommended Absorption Cross Sections of CF ₃ CF ₂ Br at 298 K.....	4-331
Table 4G-43. Recommended Absorption Cross Sections of CH ₃ CH ₂ CH ₂ Br and CH ₃ CHBrCH ₃ at 295 K.....	4-332
Table 4G-44. Recommended Absorption Cross Sections of CH ₃ C(O)CH ₂ Br at 296 K.....	4-333
Table 4H-1. Summary of I ₂ Absorption Cross Sections Studies.....	4-340
Table 4H-2. Absorption Cross Sections of I ₂ at 295 K.....	4-341
Table 4H-3. Cross Sections at the Maxima and Minima of I ₂ at 295 K.....	4-342
Table 4H-4. Summary of IO Absorption Cross Section Studies.....	4-343
Table 4H-5. Recommended Absorption Cross Sections of IO at 298 K.....	4-345
Table 4H-6. Recommended Absorption Cross Sections of OIO at 295 K.....	4-347
Table 4H-7. Summary of HI Absorption Cross Sections Studies.....	4-348
Table 4H-8. Recommended Absorption Cross Sections of HI at 298 K.....	4-349
Table 4H-9. Recommended Absorption Cross Sections of HOI at 298 K.....	4-351
Table 4H-10. Recommended Absorption Cross Sections of ICl at 298 K.....	4-353
Table 4H-11. Recommended Absorption Cross Sections of IBr at 298 K.....	4-355
Table 4H-12. Recommended Absorption Cross Sections of INO at 298 K.....	4-356
Table 4H-13. Recommended Absorption Cross Sections of INO ₂ at 298 K.....	4-358
Table 4H-14. Recommended Absorption Cross Sections of IONO ₂ at 298 K.....	4-359
Table 4H-15. Recommended Absorption Cross Sections of CH ₃ I at 298 K and Temperature Coefficients.....	4-361
Table 4H-16. Recommended Absorption Cross Sections of CH ₂ I ₂ at 298 K and Temperature Coefficients.....	4-363
Table 4H-17. Recommended Absorption Cross Sections of C ₂ H ₅ I at 298 K and Temperature Coefficients.....	4-365
Table 4H-18. Recommended Absorption Cross Sections of CH ₃ CHI ₂ at 298 K.....	4-366
Table 4H-19. Recommended Absorption Cross Sections of C ₃ H ₇ I at 298 K and Temperature Coefficients.....	4-368
Table 4H-20. Recommended Absorption Cross Sections of (CH ₃) ₃ CI at 323 K.....	4-371
Table 4H-21. Summary of CF ₃ I Absorption Cross Section Studies.....	4-372
Table 4H-22. Recommended Absorption Cross Sections of CF ₃ I at 298 K and Temperature Coefficients.....	4-373
Table 4H-23. Summary of CF ₃ I Quantum Yield Studies.....	4-374
Table 4H-24. Recommended Absorption Cross Sections of CF ₂ I ₂ at 294 K.....	4-376
Table 4H-25. Recommended Absorption Cross Sections of C ₂ F ₅ I at 323 K.....	4-377
Table 4H-26. Recommended Absorption Cross Sections of <i>n</i> -C ₃ F ₇ I at 298 K.....	4-378
Table 4H-27. Recommended Absorption Cross Sections of CH ₂ ICl at 298 K and Temperature Coefficients.....	4-380
Table 4H-28. Recommended Absorption Cross Sections of CH ₂ BrI at 298 K and Temperature Coefficients.....	4-382
Table 4H-29. Recommended Absorption Cross Sections of CF ₂ BrCF ₂ I at 298 K.....	4-383
Table 4I-1. Recommended Absorption Cross Sections of SO ₃ at 298 K.....	4-390
Table 4I-2. Recommended Absorption Cross Sections of H ₂ S at 298 K.....	4-391
Table 4I-3. Recommended Absorption Cross Sections of CS ₂ at 298 K.....	4-392
Table 4I-4. Recommended Absorption Cross Sections of OCS at 225 and 295 K.....	4-394
Table 4I-5. Absorption Cross Sections of SO ₂ F ₂ at 298 K.....	4-395
Table 4J-1. Recommended Absorption Cross Sections of NaOH at 298 K.....	4-399
Table 4J-2. Recommended Absorption Cross Sections of NaCl at 300 K.....	4-400
Table 4J-3. Recommended Absorption Cross Sections of NaO at 200 and 300 K.....	4-401
Table 4J-4. Recommended Absorption Cross Sections of NaO ₂ at 300 K.....	4-402
Table 4J-5. Recommended Absorption Cross Sections of NaO ₃ at 300 K.....	4-402
Table 4J-6. Recommended Absorption Cross Sections of NaHCO ₃ at 200 and 300 K.....	4-403

4.1 Format and Uncertainty Estimates

Table 4-1 is a list of the photochemical reactions included in this evaluation and considered to be of atmospheric interest. The ultraviolet (UV) absorption spectra of O₂ and O₃ largely determine the extent of the penetration of solar radiation into the stratosphere and troposphere. Some comments and references to these spectra and their cross sections, $\sigma(\lambda, T)$, are presented, but only a sample of the data is provided here (for further detail see WMO Report No. 11;¹ WMO Report No. 16⁵). The photodissociation of NO in the O₂ Schumann-Runge band spectral range is another important process requiring special treatment and is not discussed in this evaluation (see Frederick and Hudson,³ Allen and Frederick,² WMO Report No. 11,¹ and Minschwaner and Siskind⁴).

Some species included in this evaluation have highly structured spectra, e.g. SO₂. Notes are provided for these molecules, but complete photochemical data are not presented in all cases. The species CH₂O, NO₂, NO₃, ClO, BrO, and OClO have complicated spectra, but in view of their importance for atmospheric chemistry a sample of the data is presented in the evaluation. Detailed information on their high-resolution spectra and the temperature dependence of the spectrum should be obtained from the original cited literature.

The absorption cross sections are defined by the following expression of Beer's Law:

$$I = I_0 \exp(-\sigma(\lambda, T) n L)$$

where I_0 and I are the incident and transmitted light intensity, respectively, σ is the absorption cross section in cm² molecule⁻¹ at wavelength λ and temperature T , n is the concentration in molecule cm⁻³, and L is the pathlength in cm.

Estimates of the uncertainty in $\sigma(\lambda, T)$ are provided within the Notes for many of the molecules included in this evaluation, but not all. The reported uncertainty factors are not rigorous numbers resulting from a detailed statistical error propagation analysis of the available data sets. Rather, they represent a consensus among the panel members as to the reliability of the data, taking into account the difficulty of the measurements and the agreement among the results reported by various groups. The uncertainty in $\sigma(\lambda, T)$ is, in most cases, expected to be wavelength and temperature dependent, e.g. the uncertainty in wavelength regions with weak absorption or at low temperatures representative of the upper troposphere-lower stratosphere are usually more uncertain. The recommended uncertainty factors are primarily based on the wavelength regions most critical to atmospheric photolysis processes.

- (1) *The Stratosphere 1981: Theory and Measurements*; National Aeronautics and Space Administration, 1982.
- (2) Allen, M.; Frederick, J. E. Effective photodissociation cross sections for molecular oxygen and nitric oxide in the Schumann-Runge bands. *J. Atmos. Sci.* **1982**, *39*, 2066-2075.
- (3) Frederick, J. E.; Hudson, R. D. Predissociation of nitric oxide in the mesosphere and stratosphere. *J. Atmos. Sci.* **1979**, *36*, 737-745.
- (4) Minschwaner, K.; Siskind, D. E. A new calculation of nitric oxide photolysis in the stratosphere, mesosphere, and lower thermosphere. *J. Geophys. Res.* **1993**, *98*, 20401-20412.
- (5) *WMO Atmospheric Ozone: 1985*; National Aeronautics and Space Administration: Geneva, Report No. 16, Chapter 7, 1986.

4.2 Photodissociation Thresholds and Quantum Yields

The threshold energies for the photolysis channels given in the notes, and the corresponding wavelengths, were calculated using the 298 K heats of formation, $\Delta H_f(298 \text{ K})$ given in the Thermochemical Parameters section of this evaluation.

The primary process in the photodissociation of chlorinated hydrocarbons is well established: absorption of ultraviolet radiation in the lowest frequency band is interpreted as an $n-\sigma^*$ transition involving excitation to a repulsive electronic state (anti-bonding in C-Cl), which dissociates by breaking the carbon-chlorine bond (Majer and Simons²). As expected, chlorofluoromethanes, which are a particular type of chlorinated hydrocarbons, behave in this fashion (Sandorfy³). The quantum yield for photodissociation is expected to be unity for these compounds. There are several studies that show specifically that this is the case for CF₂Cl₂, CFC₁₃, and CCl₄. These studies also indicate that at shorter wavelengths that two halogen atoms can be released simultaneously in the primary process.

The mechanism for the photodissociation of other classes of compounds, such as aldehydes and ketones, in many cases includes multiple product channels, where the different channels may have different impacts on atmospheric chemistry. Photolysis quantum yields may also display a wavelength, pressure, and temperature dependence. Detailed quantum yield studies are presently not available for all molecules included in this evaluation. Quantum yield recommendations are made where possible.

- (1) Baulch, D. L.; Cox, R. A.; Crutzen, P. J.; Hampson, R. F., Jr.; Kerr, J. A.; Troe, J.; Watson, R. T. Evaluated kinetic and photochemical data for atmospheric chemistry: Supplement 1. *J. Phys. Chem. Ref. Data* **1982**, *11*, 327-496.
- (2) Majer, J. R.; Simons, J. P. Photochemical processes in halogenated compounds. In *Advances in Photochemistry*; Interscience, 1964; Vol. 2; pp 137-181.
- (3) Sandorfy, C. U.V. absorption of fluorocabons. *Atmos. Environ.* **1976**, *10*, 343-351.

4.3 Web Access to Recommended Data in Text and Graphical Formats

Tables of recommended cross sections in this evaluation can be downloaded from the spectral atlas of the Max-Planck Institute for Chemistry at: http://satellite.mpic.de/spectral_atlas.¹

- (1) Keller-Rudek, H.; Moortgat, G. K.; Sander, R.; Sørensen, R. The MPI-Mainz UV/Vis spectral atlas of gaseous molecules of atmospheric interest. *Earth Syst. Sci. Data* **2013**, *5*, 365-373, doi:10.5194/essd-5-365-2013.

Table 4-1. Photochemical Reactions

O_x Photochemistry			D32. HCN + hv → products
A1. O ₂ + hv → O + O	N		D33. CH ₃ CN + hv → products
A2. O ₃ + hv → O ₂ + O	N		
O ₃ + hv → O ₂ + O(¹ D)			
HO_x Photochemistry			FO_x Photochemistry
B1. HO ₂ + hv → products			E1. HF + hv → H + F
B2. H ₂ O + hv → H + OH			E2. FO ₂ + hv → products
B3. H ₂ O ₂ + hv → OH + OH	N,U		E3. F ₂ O + hv → products
			E4. F ₂ O ₂ + hv → products
			E5. FNO + hv → F + NO
			E6. CHF ₃ (HFC-23) → products
			E7. CH ₂ F ₂ (HFC-32) → products
			E8. CHF ₂ CF ₃ (HFC-125) → products
			E9. CH ₂ FCF ₃ (HFC-134a) → products
			E10. CH ₂ FCF ₃ (HFC-143a) → products
			E11. CH ₃ CHF ₂ (HFC-152a) → products
			E12. CF ₄ + hv → products
			E13. C ₂ F ₆ + hv → products
			E14. c-C ₄ F ₈ + hv → products
			E15. C ₅ F ₁₂ + hv → products
			E16. C ₆ F ₁₄ + hv → products
			E17. (CF ₃) ₂ c-C ₄ F ₆ + hv → products
			E18. CF ₂ O + hv → products
			E19. COHF + hv → products
			E20. CF ₃ O ₂ + hv → products
			E21. CF ₃ OH + hv → products
			E22. CF ₃ OOCF ₃ + hv → products
			E23. CF ₃ OCF ₃ + hv → products
			E24. CF ₃ CHO + hv → products
			E25. CF ₃ C(O)F + hv → products
			E26. CF ₃ C(O)Cl + hv → products
			E27. CF ₃ OONO ₂ + hv → products
			E28. CF ₃ C(O)O ₂ NO ₂ + hv → products
			E29. CF ₃ CH ₂ CHO + hv → products
			E30. CF ₃ C(O)OH + hv → products
			E31. CH ₃ C(O)F + hv → products
			E32. CH ₂ =CHCF ₃ + hv → products
			E33. CH ₂ =CFCF ₃ + hv → products
			E34. CF ₂ =CF ₂ + hv → products
			E35. CF ₂ =CFCF ₃ + hv → products
			E36. NF ₃ + hv → products
NO_x Photochemistry			ClO_x Photochemistry
C1. NO ₂ + hv → NO + O			F1. Cl ₂ + hv → Cl + Cl
C2. NO ₃ + hv → NO ₂ + O			F2. ClO + hv → Cl + O
NO ₃ + hv → NO + O ₂			F3. ClOO + hv → products
C3. N ₂ O + hv → N ₂ + O(¹ D)	N,U		F4. OClO + hv → O + ClO
C4. N ₂ O ₄ + hv → products			F5. ClO ₃ + hv → products
C5. N ₂ O ₅ + hv → products	N,U		F6. Cl ₂ O + hv → products
C6. HONO + hv → OH + NO			F7. ClOOCl + hv → products
C7. HNO ₃ + hv → OH + NO ₂	N,U		F8. ClClO ₂ + hv → products
C8. HO ₂ NO ₂ + hv → products	N,U		F9. Cl ₂ O ₃ + hv → products
			F10. Cl ₂ O ₄ + hv → products
			F11. Cl ₂ O ₆ + hv → products
			F12. Cl ₂ O ₇ + hv → products
Organic Photochemistry			
D1. CH ₄ + hv → products			
D2. CH ₂ O + hv → products	N,R		
D3. CH ₃ CHO + hv → products			
D4. C ₂ H ₅ CHO + hv → products			
D5. CH ₃ O ₂ + hv → products			
D6. C ₂ H ₅ O ₂ + hv → products			
D7. CH ₃ CO + hv → products			
D8. CH ₃ C(O)O ₂ + hv → products			
D9. CH ₃ C(O)CH ₂ O ₂ + hv → products			
D10. CH ₃ OOH + hv → products			
D11. HOCH ₂ OOH + hv → products			
D12. CH ₃ ONO + hv → products			
D13. CH ₃ ONO ₂ + hv → products			
D14. CH ₃ O ₂ NO ₂ + hv → products			
D15. CH ₃ C(O)O ₂ NO ₂ + hv → products			
D16. C ₂ H ₅ C(O)O ₂ NO ₂ + hv → products			
D17. CH ₂ =CHCHO + hv → products			
D18. CH ₂ C(CH ₃)CHO + hv → products			
D19. CH ₃ C(O)CH=CH ₂ + hv → products			
D20. HOCH ₂ CHO + hv → products			
D21. CH ₃ C(O)CH ₃ + hv → products			
D22. CH ₃ C(O)CH ₂ OH + hv → products			
D23. CHOCHO + hv → products			
D24. CH ₃ C(O)C(O)H + hv → products			
D25. HC(O)OH + hv → products			
(HC(O)OH) ₂ + hv → products			
D26. CH ₃ C(O)OH + hv → products			
D27. CH ₃ C(O)OOH + hv → products			
D28. C ₂ H ₅ C(O)OH + hv → products			
D29. CH ₃ C(O)C(O)OH + hv → products			
D30. HC(O)OCH ₃ + hv → products			
D31. HC(O)OC ₂ H ₅ + hv → products			

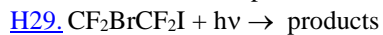
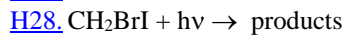
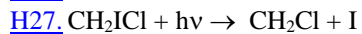
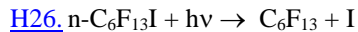
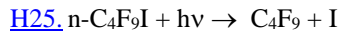
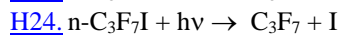
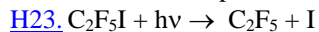
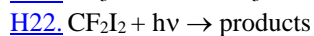
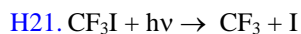
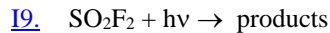
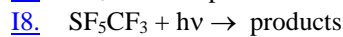
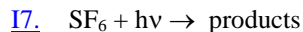
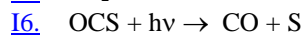
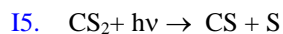
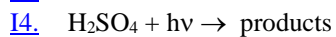
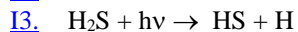
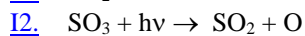
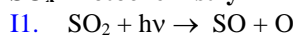
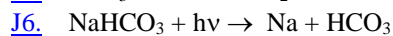
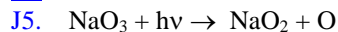
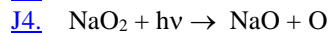
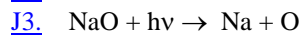
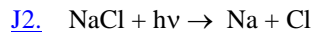
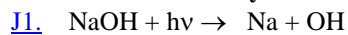
F13. HCl + hv → H + Cl	N,U	G6. HOBr + hv → products	
DCI + hv → products		G7. BrNO + hv → products	
F14. HOCl + hv → products	N,U	G8. <i>cis</i> -BrONO + hv → products	
F15. ClNO + hv → Cl + NO		G9. BrNO ₂ + hv → products	
F16. ClNO ₂ + hv → products	N,R	G10. BrONO ₂ + hv → products	
F17. ClONO + hv → products		G11. BrCl + hv → Br + Cl	
F18. ClONO ₂ + hv → products	N,U	G12. BrOCl + hv → products	
F19. CCl ₄ + hv → products	N,R,U	G13. CH ₃ Br + hv → products	N,R,U
F20. CH ₃ OCl + hv → products		G14. CH ₂ Br ₂ + hv → Products	
F21. CHCl ₃ + hv → products		G15. CHBr ₃ + hv → Products	N,R,U
F22. CH ₂ Cl ₂ + hv → products		G16. CH ₂ BrCH ₂ Br + hv → Products	
F23. CH ₃ Cl + hv → products	N,U	G17. C ₂ H ₅ Br + hv → Products	
F24. CH ₃ CCl ₃ + hv → products	N,R,U	G18. COBr ₂ + hv → products	
F25. CH ₃ CH ₂ Cl + hv → products		G19. COHBr + hv → products	
F26. CH ₃ CHClCH ₃ + hv → products		G20. CH ₂ ClBr (Halon-1011) + hv → Products	
F27. CH ₂ ClCH ₂ Cl + hv → products		G21. CHClBr ₂ (Halon-1012) + hv → Products	
F28. CH ₂ ClCH ₂ CH ₂ Cl + hv → products		G22. CHCl ₂ Br (Halon-1021) + hv → Products	
F29. CH ₂ Cl(CH ₂) ₂ CH ₂ Cl + hv → products		G23. CCl ₃ Br (Halon-1031) + hv → Products	
F30. CCl ₂ O + hv → products		G24. CHF ₂ Br (Halon-1201) + hv → Products	
F31. COHCl + hv → products		G25. CF ₂ Br ₂ (Halon-1202) + hv → Products	N,R,U
F32. CCIFO + hv → products		G26. CF ₂ ClBr (Halon-1211) + hv → Products	N,R,U
F33. CFCl ₃ (CFC-11) + hv → products	N,R,U	G27. CF ₃ Br (Halon-1301) + hv → Products	N,R,U
F34. CF ₂ Cl ₂ (CFC-12) + hv → products	N,R,U	G28. CH ₂ =CHBr + hv → Products	
F35. CF ₃ Cl (CFC-13) + hv → products		G29. CHBr=CF ₂ + hv → Products	
F36. CF ₂ ClCFCl ₂ (CFC-113) + hv → products		G30. CFB=CF ₂ + hv → Products	
F37. CF ₂ ClCF ₂ Cl (CFC-114) + hv → products		G31. CH ₂ =CBrCF ₃ + hv → Products	
F38. CF ₃ CF ₂ Cl (CFC-115)+ hv → products		G32. CF ₃ CH ₂ Br (Halon-2301) + hv → Products	
F39. CHFCl ₂ (HCFC-21) + hv → products		G33. CF ₃ CHClBr (Halon-2311) + hv → Products	
F40. CHF ₂ Cl (HCFC-22) + hv → products		G34. CF ₃ CHFBr (Halon-2401) + hv → Products	
F41. CH ₂ FCl (HCFC-31) + hv → products		G35. CF ₂ BrCF ₂ Br (Halon-2402) + hv → Products	N,R,U
F42. CF ₃ CHCl ₂ (HCFC-123) + hv → products		G36. CF ₃ CF ₂ Br (Halon-2501) + hv → Products	
F43. CF ₃ CHFCl (HCFC-124) + hv → products		G37. CH ₃ CH ₂ CH ₂ Br + hv → Products	
F44. CF ₃ CH ₂ Cl (HCFC-133a) + hv → products		G38. CH ₃ CHBrCH ₃ + hv → Products	
F45. CH ₃ CFCl ₂ (HCFC-141b) + hv → products		G39. CH ₃ C(O)CH ₂ Br + hv → products	
F46. CH ₃ CF ₂ Cl (HCFC-142b) + hv → products			
F47. CH ₂ ClCHO + hv → products			
F48. CHCl ₂ CHO + hv → products			
F49. CF ₂ ClCHO + hv → products			
F50. CFCl ₂ CHO + hv → products			
F51. CCl ₃ CHO + hv → products			
F52. CH ₃ C(O)Cl + hv → products			
F53. CH ₂ ClC(O)Cl + hv → products			
F54. CHCl ₂ C(O)Cl + hv → products			
F55. CCl ₃ C(O)Cl + hv → products			
F56. CF ₃ CF ₂ CHCl ₂ (HCFC-225ca) + hv → products			
F57. CF ₂ ClCF ₂ CHFCl (HCFC-225cb) + hv → products			
F58. CH ₃ C(O)CH ₂ Cl + hv → products			
F59. 1,2- <i>c</i> -C ₄ Cl ₂ F ₆ (<i>E</i>) + hv → Products			
F60. 1,2- <i>c</i> -C ₄ Cl ₂ F ₆ (<i>Z</i>) + hv → Products			

BrO_x Photochemistry

G1. Br ₂ + hv → products
G2. HBr + hv → products
G3. BrO + hv → products
G4. OBrO + hv → products
G5. Br ₂ O + hv → products

IO_x Photochemistry

H1. I ₂ + hv → 2 I	N
H2. IO + hv → I + O(³ P), O(¹ D)	
H3. OIO + hv → products	
H4. HI + hv → products	
H5. HOI + hv → OH + I	
H6. ICl + hv → I + Cl	
H7. IBr + hv → I + Br	
H8. INO + hv → I + NO	
H9. INO ₂ + hv → I + NO ₂	N,R
H10. IONO ₂ + hv → products	
H11. CH ₃ I + hv → CH ₃ + I	
H12. CH ₂ I ₂ + hv → CH ₂ I + I	
H13. C ₂ H ₅ I + hv → C ₂ H ₅ + I	
H14. CH ₃ CHI ₂ + hv → Products	
H15. CH ₃ CH ₂ CH ₂ I + hv → Products	
H16. CH ₃ CHICH ₃ + hv → Products	
H17. <i>n</i> -C ₄ H ₉ I + hv → C ₄ H ₉ + I	
H18. (CH ₃) ₂ CHCH ₂ I + hv → (CH ₃) ₂ CCH ₂ + I	
H19. (CH ₃) ₃ CI + hv → (CH ₃) ₃ C + I	
H20. <i>n</i> -C ₅ H ₁₁ I + hv → C ₅ H ₁₁ + I	

**SO_x Photochemistry****Metal Photochemistry**

N,R

“R” indicates that the spectrum recommendation has been revised.

“U” indicates that the recommended uncertainty factor has been revised.

“N” indicates that the note has been revised

Gray shading indicates a new entry.

SECTION 4A. O_x PHOTOCHEMISTRY

A1. O₂ (molecular Oxygen)

[Back to Index](#)

O ₂ + hv	→ O(³ P) + O(³ P)	494 kJ mol ⁻¹	242.3 nm	(1)
	→ O(³ P) + O(¹ D)	684 kJ mol ⁻¹	175 nm	(2)
	→ O(¹ D) + O(¹ D)	873 kJ mol ⁻¹	137 nm	(3)
	→ O(³ P) + O(¹ S)	906 kJ mol ⁻¹	132 nm	(4)
	→ O(¹ D) + O(¹ S)	1088 kJ mol ⁻¹	110 nm	(5)

(Recommendation: 10-6, Note: 15-10, Evaluated: 10-6)

Absorption Cross Sections: The photodissociation of molecular oxygen in the stratosphere is due primarily to the absorption of solar radiation in the 200–240 nm wavelength region, i.e., within the Herzberg continuum, which arises from the A³Σ_u⁺ ← X³Σ_g⁻ transition. Between 240 and 300 nm the absorption spectrum is also due to the electronic transition from the ground X³Σ_g⁻ state to excited electronic states A³Σ_u⁺ ← X³Σ_g⁻ (Herzberg I), c¹Σ_u⁻ ← X³Σ_g⁻ (Herzberg II), and A'³Δ_u ← X³Σ_g⁻ (Herzberg III). The 175–205 nm region, the O₂ Schumann-Runge (B³Σ_g⁻ ← X³Σ_g⁻) band spectral range, is also very important, since solar radiation penetrates efficiently into the stratosphere at these wavelengths. The Schumann-Runge band system is composed of rotational lines with widths on the order of 1 cm⁻¹. The peak absorption cross sections in the Schumann-Runge system span ~5 orders of magnitude.

Table 4A-1. Summary of O₂ Absorption Cross Section Studies

Study	Year	Molecule ^a	Wavelength (nm)	Resolution (nm)	Temperature (K)
Preston ⁷⁰	1940	O ₂	121.567	0.01	298
Clark ²²	1952	O ₂	8–103	0.01	295
Watanabe et al. ⁸²	1952	O ₂	121.57	0.085	298
Weissler and Lee ⁸⁵	1952	O ₂	30–131	0.01	295
Watanabe et al. ⁸³	1953	O ₂	105–190	0.085	298
Aboud et al. ¹	1955	O ₂	11–87	0.1	295
Lee ⁴⁸	1955	O ₂	20–110	0.01	295
Wainfan et al. ⁸⁰	1955	O ₂	47–99	0.5	295
Watanabe and Marmo ⁸⁴	1956	O ₂	85–110 140–146	0.01	298
Tanaka et al. ⁷⁸	1959	O ₂	140–149	0.01	298
Ditchburn and Young ²⁷	1962	O ₂	185–250	0.01	298
Cook and Metzger ²⁵	1964	O ₂	60–103	0.05	295
Cook et al. ²⁴	1964	O ₂	83–103	0.05	295
Metzger and Cook ⁵⁶	1964	O ₂	110–167	0.05	298
Huffman et al. ³⁹	1964	O ₂	60–164	0.05	295
Samson and Cairns ⁷¹	1964	O ₂	30–104	0.01	298
Samson and Cairns ⁷²	1965	O ₂	20–54	0.01	298
Goldstein and Mastrup ³¹	1966	O ₂	127–175	0.04	298
Blake et al. ¹²	1966	O ₂	125–235	0.02	298
Hudson et al. ³⁵	1966	O ₂	159–195	0.0075	300, 600, 900
Matsunaga and Watanabe ⁵⁵	1967	O ₂	58–108	0.03	298
Ogawa ⁶⁴	1968	O ₂	121.6	0.009	298
Huffman ³⁸	1969	O ₂	30–122	Review ^b	295
Ackerman et al. ⁴	1969	O ₂	176–191	0.001	300
Shardanand ⁷⁴	1969	O ₂	200–280	0.25	298
Ackerman et al. ³	1970	O ₂	176–201	0.001	300
Ackerman ²	1971	O ₂	116–244	Review ^b	298
Bennett et al. ¹⁰	1971	O ₂	58.4	0.1	295
Hasson and Nichols ³³	1971	O ₂	192–243	0.07	298
Ogawa ⁶⁵	1971	O ₂	181–235	0.0075	298
Hudson and Mahle ³⁶	1972	O ₂	176–210	0.1	150, 200, 250, 300

Study	Year	Molecule ^a	Wavelength (nm)	Resolution (nm)	Temperature (K)
Starr and Loewenstein ⁷⁷	1972	O ₂	58.4	0.07	298
Brolley et al. ¹⁵	1973	O ₂	58.4	0.1	298
Ogawa and Ogawa ⁶⁶	1975	O ₂ O ₂ (a ¹ Δ _g) ^c	108–160 108–152	0.014	298
Bertrand et al. ¹¹	1975	O ₂	123.6, 147	0.1	298
Kockarts ⁴⁵	1976	O ₂	176–203	J-calc-SR ^d	160 – 300
Shardanand and Prasad Rao ⁷⁵	1977	O ₂	200–250	0.25	300
Cole and Dexter ²³	1978	O ₂	5–34	0.02	298
Brion et al. ¹⁴	1979	O ₂	4–248 (e,e)	0.2	298
Frederick and Mental ²⁹	1982	O ₂	176–243	0.12	200, 250, 300
Herman and Mental ³⁴	1982	O ₂	187–225	0.12	not stated
Anderson and Hall ⁷	1983	O ₂	191–207	0.012	
Gibson et al. ³⁰	1983	O ₂	140–174	0.01	295, 575
Lewis et al. ⁵³	1983	O ₂	121.4–121.9	0.01	84, 203, 288, 366
Yoshino et al. ⁹⁸	1983	O ₂	179.3–201.5	0.0013	300
Cheung et al. ¹⁹	1984	O ₂	193.5–204	0.0013	299
Cheung et al. ¹⁸	1984	O ₂	193.5–204	0.0013	300
Pirre et al. ⁶⁸	1984	O ₂	202–220	0.01	not stated
Johnston et al. ⁴²	1984	O ₂	205–225	0.2	206–327
Yoshino et al. ⁹⁷	1984	O ₂	175–205	SR Atlas ^e	300
Kley ⁴⁴	1984	O ₂	121.567	0.01	208–305
Cheung et al. ²⁰	1986	O ₂	195–241	0.0013	298
Anderson and Hall ⁸	1986	O ₂	191–215	0.012	not stated
Jenouvrier et al. ⁴¹	1986	O ₂	205–240	0.05	298
Jenouvrier et al. ⁴⁰	1986	O ₂	205–240	0.04	294
Lewis et al. ⁵¹	1986	¹⁶ O ¹⁶ O	175–205	0.004	295
Lewis et al. ⁵²	1986	¹⁶ O ¹⁶ O	175–205	0.004	295
Nicolet and Kennes ⁶¹	1986	O ₂	200 – 244	J-calc-HC ^f	298
Saxon and Slanger ⁷³	1986	O ₂	195–300	σ-calc-HC ^g	298
Yoshino et al. ⁹⁶	1987	O ₂	179–198	0.0013	79
Wang et al. ⁸¹	1987	O ₂	130–160	0.01	295, 575
Yoshino et al. ⁸⁸	1988	O ₂	205–240	recommended	298
Yoshino et al. ⁹⁴	1988	¹⁸ O ¹⁸ O	183–196	0.0013	79
Murtagh ⁵⁹	1988	O ₂	175–206	J-cal-SR ^d	150–300
Pirre et al. ⁶⁹	1988	O ₂	200–217	0.01	not stated
Nicolet and Kennes ⁶²	1988	O ₂	202–242	J-calc-HC ^f	not stated
Cheung et al. ¹⁷	1989	¹⁶ O ¹⁸ O	175–205	0.0013	78, 300
Yoshino et al. ⁹⁵	1989	¹⁶ O ¹⁸ O	180–196	0.0013	79
Nicolet and Kennes ⁶³	1989	O ₂	175–202	σ-cal-HC ^g	190–300
Cheung et al. ¹⁶	1990	O ₂	179–202	0.0013	79, 295
Chiu et al. ²¹	1990	¹⁸ O ¹⁸ O, ¹⁶ O ¹⁸ O	180–196	0.0013	79
Coquart et al. ²⁶	1990	O ₂	196–205	0.065	219
Greenblatt et al. ³²	1990	O ₂	330–1130	0.6	196, 296
Yoshino et al. ⁹⁰	1990	O ₂	184–204	0.0013	295
Yoshino et al. ⁸⁹	1992	O ₂	179–240	0.0013	300
Minschwaner et al. ⁵⁷	1992	O ₂	175–205	σ-calc-SR ^h	130–500
Minschwaner et al. ⁵⁸	1993	O ₂	175–205	σ-calc-SR ^h	205–300
Yoshino et al. ¹⁰⁰	1994	O ₂	240–270	0.06 cm ⁻¹	295
Huestis et al. ³⁷	1994	O ₂	243–258	0.25 cm ⁻¹	295
Yoshino et al. ⁹¹	1995	O ₂	240–270	0.06 cm ⁻¹	295
Bao et al. ⁹	1995	O ₂	248–249	0.4 cm ⁻¹	298
Oshima et al. ⁶⁷	1995	O ₂	230–280	0.2	310

Study	Year	Molecule ^a	Wavelength (nm)	Resolution (nm)	Temperature (K)
Slanger et al. ⁷⁶	1996	O ₂	242.1–244.2	0.2 cm ⁻¹	298
Ahmed et al. ⁵	1996	O ₂	130, 165	0.05	295, 373, 473, 573
Amoruso et al. ⁶	1996	O ₂	208–240	0.001	280
Vattulainen et al. ⁷⁹	1997	O ₂	195–260	0.5	293, 873, 1073
Kanik et al. ⁴³	1997	O ₂	120, 149, 174	0.03	295, 373, 473, 573
Yoshino et al. ⁹⁹	1998	O ₂	240–270	0.06 cm ⁻¹	295
Yoshino et al. ⁹²	1999	O ₂	240–275	0.06 cm ⁻¹	295
Fally et al. ²⁸	2000	O ₂	240–294	2 cm ⁻¹	288
Yoshino et al. ⁹³	2000	O ₂	240–275	0.06 cm ⁻¹	295
Bogumil et al. ¹³	2003	O ₂	234–440 650–800	0.24 0.48	203, 243, 293
Wu et al. ⁸⁷	2005	O ₂	83, 92, 108	0.0008	295, 535
Yoshino et al. ¹⁰¹	2005	O ₂	130–173	0.066	78, 90, 295

^a Entries labeled “O₂” refer to molecular oxygen with natural isotopic abundance; studies of specific isotopes are labeled accordingly

^b Review: a status report on absorption cross section measurements

^c Refers to the low lying metastable state of O₂

^d J-calc-SR: a calculation of O₂ photodissociation coefficients in the Schumann-Runge bands

^e SR Atlas: a detailed compendium of line assignments of the Schumann-Runge bands

^f J-calc-HC: a calculation of O₂ photodissociation coefficients in the Herzberg Continuum

^g σ -calc-HC: a calculation of absorption cross sections in the Herzberg Continuum

^h σ -calc-SR: a calculation of absorption cross sections of the Schumann-Runge bands

Measurements of the absorption cross sections in the VUV have mainly been reported at low resolution during the period from 1952 to 1979 as listed in Table 4A-1. High resolution cross sections have been reported by Cole and Dexter,²³ Brion et al.,¹⁴ Gibson et al.,³⁰ Ahmed et al.,⁵ Wu et al.,⁸⁷ and Yoshino et al.¹⁰¹

At the Lyman- α wavelength (121.567 nm), absorption cross section values at 298 K were reported (in cm² molecule⁻¹) by Preston⁷⁰ (1.17×10^{-20}), Watanabe et al.⁸² (1.23×10^{-20}), Ogawa⁶⁴ (1.03×10^{-20}), Kley⁴⁴ (1.13×10^{-20}), and Lewis et al.⁵³ (9.1×10^{-21}). The latter authors measured the temperature dependence of the cross sections in the range 84–366 K. A value of $(1.1 \pm 0.1) \times 10^{-20}$ cm² molecule⁻¹ is recommended at 298 K. Kley⁴⁴ measured the pressure dependence of the Lyman- α cross section in the pressure range 20–880 Torr and in the temperature range 208–305 K. The cross sections were parameterized by the following equation: $\sigma_{O_2} = (1.13 \pm 0.09) \times 10^{-20} + (1.72 \pm 0.21) \times 10^{-23} \times P$ where P is the pressure in Torr.

In the Herzberg continuum (200–240 nm) Frederick and Mentall,²⁹ Herman and Mentall,³⁴ Anderson and Hall,^{7,8} and Pirre et al.^{68,69} estimated O₂ absorption cross sections from balloon measurements of solar irradiance in the stratosphere. These authors found the cross sections in the 200–210 nm range to be ~35% smaller than the smallest of the older laboratory results, which are those of Ditchburn and Young,²⁷ Hasson and Nichols,³³ Ogawa,⁶⁵ Shardanand,⁷⁴ and Shardanand and Prasad Rao.⁷⁵ The more recent laboratory studies (Johnston et al.,⁴² Cheung et al.,^{18,20} and Jenouvrier et al.^{40,41}) confirm the lower values obtained from solar irradiance measurements. The recommended absorption cross section values between 205 and 240 nm are based on the data of Cheung et al.²⁰ and Jenouvrier et al.⁴⁰ and were evaluated by Yoshino et al.⁸⁸ as listed in Table 4A-2. The recommended values from 241–245 nm are from Fally et al.²⁸ (see below). Amoruso et al.⁶ have also carried out cross section measurements in the wavelength range 208–240 nm of the Herzberg continuum; their values are ~15% lower than those reported by Yoshino et al.⁸⁸ Coquart et al.²⁶ have reported Herzberg continuum absorption cross sections at 219 K in the wavelength region 196–205 nm of the S-R bands, in agreement with the determinations of Cheung et al.^{18,20} and Ogawa⁶⁵ and in line with the data of Yoshino et al.⁸⁸ Calculations of the absorption continua in the range 195–300 nm were performed by Saxon and Slanger.⁷³ Cross sections at elevated temperatures (up to 1073 K) and pressures (up to 6 bar) were reported by Vattulainen et al.⁷⁹

Table 4A-2. Recommended Absorption Cross Sections of O₂ between 205 and 245 nm

λ (nm)	$10^{24} \sigma$ (cm ²)	λ (nm)	$10^{24} \sigma$ (cm ²)
205	7.35	226	3.21
206	7.13	227	2.98
207	7.05	228	2.77
208	6.86	229	2.63
209	6.68	230	2.43
210	6.51	231	2.25
211	6.24	232	2.10
212	6.05	233	1.94
213	5.89	234	1.78
214	5.72	235	1.63
215	5.59	236	1.48
216	5.35	237	1.34
217	5.13	238	1.22
218	4.88	239	1.10
219	4.64	240	1.01
220	4.46	241	0.88
221	4.26	242	0.81
222	4.09	243	0.39
223	3.89	244	0.13
224	3.67	245	0.05
225	3.45		

Note:

205–240 nm: Yoshino et al.⁸⁸

241–245 nm: Fally et al.²⁸

The penetration of solar radiation in the atmosphere in the Schumann-Runge wavelength region was based originally on laboratory cross section measurements using insufficient spectral resolution. Yoshino et al.⁹⁸ reported high resolution O₂ cross section measurements and band oscillator strengths of the (1,0)–(12,0) S-R bands in the wavelength range 179–202 nm at 300 K, obtaining the first set of results that were not limited by the instrument lineshape. Additional studies at other temperatures, wavelengths, and isotopic compositions have been carried out by Yoshino et al.,^{90,94-97} Lewis et al.,^{51,52} Cheung et al.,^{16,17} and Chiu et al.²¹ More recently, Yoshino et al.⁸⁹ reported cross sections of the S-R bands in the window region between the rotational lines for wavelengths between 180 and 195 nm; these measurements supersede their earlier values reported in Yoshino et al.⁹⁸

Absorption cross sections of the S-R continuum (130–175 nm) at room temperature were measured by Watanabe et al.,⁸³ Metzger and Cook,⁵⁶ and Ogawa and Ogawa.⁶⁶ Measurements of the temperature dependence were reported by Gibson et al.,³⁰ Hudson et al.,³⁵ Wang et al.,⁸¹ Kanik et al.,⁴³ and Yoshino et al.¹⁰¹

Minschwaner et al.⁵⁷ have fit temperature dependent (130 < T < 500 K) O₂ cross sections between 175 and 204 nm with polynomial expressions, providing an accurate model of the Schumann-Runge band cross sections that incorporates the most recent laboratory data. Detailed photodissociation rates for the Herzberg continuum $\lambda > 200$ nm were calculated by Nicolet and Kennes.⁶¹ A parameterization in the Herzberg continuum was reported by Nicolet and Kennes.⁶²

For parameterizations of the O₂ absorption in the Schumann-Runge bands used in atmospheric modeling calculations see Kockarts⁴⁵ and the review in WMO Report No. 16.⁸⁶ More recent work by Murtagh,⁵⁹ Nicolet and Kennes,⁶³ and Minschwaner et al.⁵⁷ incorporates results of the later laboratory measurements into efficient schemes for computing broadband transmission and photolysis rates. Transmission values obtained by Murtagh⁵⁹ agree well with the WMO⁸⁶ recommendations, although the high resolution calculations of Minschwaner et al.⁵⁸ differ with the WMO values by as much as 10–20% at some wavelengths.

Absorption cross section measurements in the region 240–300 nm were performed by Fally et al.²⁸ The different components of the spectrum, namely the discrete bands of the three Herzberg systems I, II, III (A, c, A' ← X), the Herzberg continuum, and the collision-induced Wulf bands were reported separately. The

Herzberg continuum cross sections at 240 nm are in good agreement with the values reported by Yoshino et al.⁸⁸ and Jenouvrier et al.⁴⁰ The absorption cross sections measured by Fally et al.²⁸ in the range 241–245 nm are entered in Table 4A-2. The absorption cross sections reported by Bogumil et al.¹³ are roughly five times larger (at 241 nm) than those reported by Fally et al.²⁸ High resolution studies were performed by Yoshino et al.,^{91,99,100} Huestis et al.,³⁷ Bao et al.,⁹ and Slanger et al.⁷⁶ in the 242 to 248 nm range, where weak absorptions cross sections were reported for some vibrational bands in the Herzberg systems.

The O₂ cross section uncertainty factor is estimated to be 1.2 (1 σ) for both the Schumann-Runge bands and continuum regions of its spectrum.

Photolysis Quantum yields and Product studies: The overall quantum yield for photodissociation channel (1), O(³P) + O(³P), is unity, $\Phi(1) = 1$, for 175 < λ < 242 nm. Above the threshold for channel (2), O(³P) + O(¹D), at 175 nm, Lee et al.⁴⁷ and Nee and Lee⁶⁰ determined the quantum yield of O(¹D) to be unity. Thus, $\Phi(2) = 1$, in the wavelength range 139–175 nm. At 157 nm, both product channels (1) and (2) have been observed by Lin et al.,⁵⁴ with a relative yield for channel (1) of 0.55 \pm 0.05. At wavelengths shorter than 139 nm Lee et al.⁴⁷ observed strong variations in $\Phi(\text{O}^1\text{D})$, which was confirmed by Nee and Lee⁶⁰ (116–139 nm), Lee and Nee⁴⁹ (113–130 nm), and Lee and Nee⁵⁰ (105–113 nm). Lee et al.⁴⁷ reported $\Phi(\text{O}^1\text{D}) = \Phi(2) = 0.44 \pm 0.05$ at the Lyman- α line (121.567 nm). Lacoursière et al.⁴⁶ determined the O(¹D) yield across the entire Lyman- α profile from 121.2 to 121.9 nm at a spectral resolution of 0.0012 nm, and found $\Phi(\text{O}^1\text{D})$ to be strongly wavelength dependent in this window. $\Phi(\text{O}^1\text{D})$ varied from 1.0 at 121.35 nm through a minimum of 0.48 near 121.62 nm. A strong temperature dependence was found by Lewis et al.⁵³ with a minimum yield of 0.28 near 121.62 nm at 84 K.

- (1) Aboud, A. A.; Curtis, J. P.; Mercure, R.; Rense, W. A. Oxygen gas continuous absorption in the extreme ultraviolet *J. Opt. Soc. Am.* **1955**, *45*, 767-768.
- (2) Ackerman, M. UV-solar radiation related to mesospheric processes. In *Mesospheric Models and Related Experiments*; Fiocco, G., Ed.; D. Reidel Publishing Company, Dordrecht, 1971; pp 149-159.
- (3) Ackerman, M.; Biaumé, F.; Kockarts, B. Absorption cross sections of the Schumann-Runge bands of molecular oxygen. *Planet. Space Sci.* **1970**, *18*, 1639-1651.
- (4) Ackerman, M.; Biaumé, F.; Nicolet, M. Absorption in the spectral range of the Schumann-Runge bands. *Can. J. Chem.* **1969**, *47*, 1834-1940.
- (5) Ahmed, S. M.; Kanik, I.; Link, R. Temperature-dependent photoabsorption cross section measurements of O₂ at the O I-1304 Å triplet emission lines. *Chem. Phys. Lett.* **1996**, *259*, 545-553.
- (6) Amoroso, A.; Crescentini, L.; Silvia Cola, M.; Fiocco, G. Oxygen absorption cross-section in the Herzberg continuum. *J. Quant. Spectrosc. Radiat. Transfer* **1996**, *56*, 145-152.
- (7) Anderson, G. P.; Hall, L. A. Attenuation of solar irradiance in the stratosphere: Spectrometer measurements between 191 and 207 nm. *J. Geophys. Res.* **1983**, *88*, 6801-6806.
- (8) Anderson, G. P.; Hall, L. A. Stratospheric determination of O₂ cross sections and photodissociation rate coefficients: 191-215 nm. *J. Geophys. Res.* **1986**, *91*, 14509-14514.
- (9) Bao, Z.-C.; Yu, W. O.; Barker, J. R. Absolute integrated cross sections for some O₂ Herzberg I transitions near 248-249 nm. *J. Chem. Phys.* **1995**, *103*, 6-13.
- (10) Bennett, S. W.; Tellinghuisen, J. B.; Phillips, L. F. Absorption coefficients and ionization yields of some small molecules at 58.4 nm. *J. Phys. Chem.* **1971**, *75*, 719-721.
- (11) Bertrand, C.; Collin, G. J.; Gagnon, H. Coefficients d'absorption et rendements quantiques ioniques de composés inorganiques et d'hydrocarbones insaturés. *J. Chim. Phys.* **1975**, *72*, 719-723.
- (12) Blake, A. J.; Carver, J. H.; Haddad, G. N. Photo-absorption cross sections of molecular oxygen between 1250 Å and 2350 Å. *J. Quant. Spectrosc. Radiat. Transfer* **1966**, *6*, 451-459.
- (13) Bogumil, K.; Orphal, J.; Homann, T.; Voigt, S.; Spietz, P.; Fleischmann, O. C.; Vogel, A.; Hartmann, M.; Kromminga, H.; Bovensmann, H.; Frerick, J.; Burrows, J. P. Measurements of molecular absorption spectra with the SCIAMACHY pre-flight model: instrument characterization and reference data for atmospheric remote sensing in the 230-2380 nm region. *J. Photochem. Photobiol. A: Chem.* **2003**, *157*, 167-184, doi:10.1016/S1010-6030(03)00062-5.
- (14) Brion, C. E.; Tan, K. H.; van der Wiel, M. J.; van der Leeuw, P. E. Dipole oscillator-strengths for the photoabsorption, photoionization and fragmentation of molecular oxygen. *J. Electron Spectrosc. Relat. Phenom.* **1979**, *17*, 101-119.
- (15) Brolley, J. E.; Porter, L. E.; Sherman, R. H.; Theobald, J. K.; Fong, J. C. Photoabsorption cross sections of H₂, D₂, N₂, O₂, Ar, Kr, and Xe at the 584-Å line of neutral Helium. *J. Geophys. Res.* **1973**, *78*, 1627-1632.
- (16) Cheung, A. S. C.; Yoshino, K.; Esmond, J. R.; Chiu, S. S. L.; Freeman, D. E.; Parkinson, W. H. Predissociation linewidths of the (1,0)-(12,0) Schumann-Runge absorption bands of O₂ in the wavelength region 179-202 nm. *J. Chem. Phys.* **1990**, *92*, 842-849.

- (17) Cheung, A. S. C.; Yoshino, K.; Freeman, D. E.; Friedman, R. S.; Dalgarno, A.; Parkinson, W. H. The Schumann-Runge absorption bands of $^{16}\text{O}^{18}\text{O}$ in the wavelength region 175-205 nm and spectroscopic constants of isotopic oxygen molecules. *J. Mol. Spectrosc.* **1989**, *134*, 362-389.
- (18) Cheung, A. S. C.; Yoshino, K.; Parkinson, W. H.; Freeman, D. E. Herzberg continuum cross section of oxygen in the wavelength region 193.5 – 204.0 nm and band oscillator strengths of the (0,0) and (1,0) Schumann-Runge bands *Can. J. Phys.* **1984**, *62*, 1752-1762.
- (19) Cheung, A. S. C.; Yoshino, K.; Parkinson, W. H.; Freeman, D. E. Herzberg continuum cross section of oxygen in the wavelength region 193.5-204.0 nm: New laboratory measurements and stratospheric implications. *Geophys. Res. Lett.* **1984**, *11*, 580-582.
- (20) Cheung, A. S. C.; Yoshino, K.; Parkinson, W. H.; Guberman, S. L.; Freeman, D. E. Absorption cross-section measurements of oxygen in the wavelength region 195-241 nm of the Herzberg continuum. *Planet. Space Sci.* **1986**, *34*, 1007-1021.
- (21) Chiu, S. S. L.; Cheung, A. S. C.; Yoshino, K.; Esmond, J. R.; Freeman, D. E.; Parkinson, W. H. Predissociation linewidths of the (3,0)-(11,0) Schumann-Runge absorption bands of $^{18}\text{O}_2$ and $^{16}\text{O}^{18}\text{O}$ in the wavelength region 180-196 nm. *J. Chem. Phys.* **1990**, *93*, 5539-5543.
- (22) Clark, K. C. Ionospheric absorption by N_2 and O_2 of certain extreme ultraviolet solar wavelengths. *Phys. Rev.* **1952**, *87*, 271-276.
- (23) Cole, B. E.; Dexter, R. N. Photoabsorption and photoionisation measurements on some atmospheric gases in the wavelength region 50-340 Å. *J. Phys. B: At. Mol. Phys.* **1978**, *11*, 1011-1023.
- (24) Cook, G. R.; Ching, B. K.; Becker, R. A. Absorption by, and photo-ionization of, N_2 and O_2 in the 830-1000 Å range. *Discuss. Faraday Soc.* **1964**, *37*, 149-158.
- (25) Cook, G. R.; Metzger, P. H. Photoionization and absorption cross sections of O_2 and N_2 in the 600- to 1000-Å region. *J. Chem. Phys.* **1964**, *41*, 321-336.
- (26) Coquart, B.; Merienne, M. F.; Jenouvrier, A. O_2 Herzberg continuum absorption cross-sections in the wavelength region 196-205 nm of the Schumann-Runge bands. *Planet. Space Sci.* **1990**, *38*, 287-300.
- (27) Ditchburn, R. W.; Young, P. A. The absorption of molecular oxygen between 1850 and 2500 Å. *J. Atmos. Terr. Phys.* **1962**, *24*, 127-139.
- (28) Fally, S.; Vandaele, A. C.; Carleer, M.; Hermans, C.; Jenouvrier, A.; Mérienne, M.-F.; Coquart, B.; Colin, R. Fourier transform spectroscopy of the O_2 Herzberg bands. III. Absorption cross sections of the collision-induced bands of the Herzberg continuum. *J. Mol. Spectrosc.* **2000**, *204*, 10-20, doi:10.1006/jmsp.2000.8204.
- (29) Frederick, J. E.; Mentall, J. E. Solar irradiance in the stratosphere: Implications for the Herzberg continuum absorption of O_2 . *Geophys. Res. Lett.* **1982**, *9*, 461-464.
- (30) Gibson, S. T.; Gies, H. P. F.; Blake, A. J.; McCoy, D. G.; Rogers, P. J. Temperature dependence in the Schumann-Runge photoabsorption continuum of oxygen. *J. Quant. Spectrosc. Radiat. Transfer* **1983**, *30*, 385-393.
- (31) Goldstein, R.; Mastrup, F. N. Absorption coefficients of the O_2 Schumann-Runge continuum from 1270 Å \leftrightarrow 1745 Å using a new continuum source. *J. Opt. Soc. Am.* **1966**, *56*, 765-769.
- (32) Greenblatt, G. D.; Orlando, J. J.; Burkholder, J. B.; Ravishankara, A. R. Absorption measurements of oxygen between 330 and 1140 nm. *J. Geophys. Res.* **1990**, *95*, 18577-18582.
- (33) Hasson, V.; Nichols, R. W. Absolute spectral absorption measurements on molecular oxygen from 2640-1940 Å. *J. Phys. B: At. Mol. Phys.* **1971**, *4*, 1789-1797.
- (34) Herman, J. R.; Mentall, J. E. O_2 absorption cross sections (187-225 nm) from stratospheric solar flux measurements. *J. Geophys. Res.* **1982**, *87*, 8967-8975.
- (35) Hudson, R. D.; Carter, V. L.; Stein, J. A. An investigation of the effect of temperature on the Schumann-Runge absorption continuum of oxygen, 1580-1950 Å. *J. Geophys. Res.* **1966**, *71*, 2295-2298.
- (36) Hudson, R. D.; Mahle, S. H. Photodissociation rates of molecular oxygen in the mesosphere and lower thermosphere. *J. Geophys. Res.* **1972**, *77*, 2902-2914.
- (37) Huestis, D. L.; Copeland, R. A.; Knutsen, K.; Slanger, T. G.; Jogma, R. T.; Boogaarts, M. G. H.; Meijer, G. Branch intensities and oscillator strengths for the Herzberg absorption systems in oxygen. *Can. J. Phys.* **1994**, 1109-1121.
- (38) Huffman, R. E. Absorption cross-sections of atmospheric gases for use in aeronomy. *Can. J. Chem.* **1969**, *47*, 1823-1834.
- (39) Huffman, R. E.; Tanaka, Y.; Larrabee, H. E. Nitrogen and oxygen absorption cross sections in the vacuum ultra-violet. *Discuss. Faraday Soc.* **1964**, *37*, 159-166.
- (40) Jenouvrier, A.; Coquart, B.; Merienne, M. F. Long pathlength measurements of oxygen absorption cross sections in the wavelength region 205-240 nm. *J. Quant. Spectrosc. Radiat. Transfer* **1986**, *36*, 349-354.

- (41) Jenouvrier, A.; Coquart, B.; Mérienne-Lafore, M. F. New measurements of the absorption cross-sections in the Herzberg continuum of molecular oxygen in the region between 205 and 240 nm. *Planet. Space Sci.* **1986**, *34*, 253-254.
- (42) Johnston, H. S.; Paige, M.; Yao, F. Oxygen absorption cross sections in the Herzberg continuum and between 206 and 327 K. *J. Geophys. Res.* **1984**, *89*, 11661-11665.
- (43) Kanik, I.; Beegle, L.; Noren, C.; Ahmed, S. M.; Link, R. Temperature-dependent photoabsorption cross section measurements of O₂ at the NI airglow and auroral emission lines. *Chem. Phys. Lett.* **1997**, *279*, 297-302.
- (44) Kley, D. Ly(α) absorption cross-section of H₂O and O₂. *J. Atmos. Chem.* **1984**, *2*, 203-210.
- (45) Kockarts, G. Absorption and photodissociation in the Schumann-Runge bands of molecular oxygen in the terrestrial atmosphere. *Planet. Space Sci.* **1976**, *24*, 589-604.
- (46) Lacoursière, J.; Meyer, S. A.; Faris, G. W.; Slinger, T. G.; Lewis, B. R.; Gibson, S. T. The O(¹D) yield from O₂ photooxidation near H Lyman- α (121.6 nm). *J. Chem. Phys.* **1999**, *110*, 1949-1958.
- (47) Lee, L. C.; Slinger, T. G.; Black, G.; Sharpless Quantum yields for the production of O(¹D) from photodissociation of O₂ at 1160-1770 Å. *J. Chem. Phys.* **1977**, *67*, 5602-5606.
- (48) Lee, P. Photodissociation and photoionization of oxygen (O₂) as inferred from measured absorption coefficients. *J. Opt. Soc. Am.* **1955**, *45*, 703-709.
- (49) Lee, P. C.; Nee, J. B. Detection of O(¹D) produced in the photodissociation of O₂. I Identification of the ³ Σ_u^- and ³ Π_u Rydberg states in 113-130 nm. *J. Chem. Phys.* **2000**, *112*, 1763-1768.
- (50) Lee, P. C.; Nee, J. B. Detection of O(¹D) produced in the photodissociation of O₂. II Identification of the ³ Σ_u^- and ³ Π_u Rydberg states in 105-113 nm. *J. Chem. Phys.* **2001**, *114*, 792-797, doi:10.1063/1.1330231.
- (51) Lewis, B. R.; Berzins, L.; Carver, J. H. Oscillator strengths for the Schumann-Runge bands of ¹⁶O₂. *J. Quant. Spectrosc. Radiat. Transfer* **1986**, *36*, 209-232.
- (52) Lewis, B. R.; Berzins, L.; Carver, J. H.; Gibson, S. T. Rotational variation of predissociation linewidth in the Schumann-Runge bands of ¹⁶O₂. *J. Quant. Spectrosc. Radiat. Transfer* **1986**, *36*, 187-207.
- (53) Lewis, B. R.; Vardavas, I. M.; Carver, J. H. The aeronomic dissociation of water vapor by solar H Lyman α radiation. *J. Geophys. Res.* **1983**, *88*, 4935-4940.
- (54) Lin, J. J.; Huang, D. W.; Lee, Y. T.; Yang, X. Photodissociation of O₂ at 157 nm: Experimental observation of anisotropy mixing in the O₂ + h ν \rightarrow O(³P) + O(³P) channel. *J. Chem. Phys.* **1998**, *109*, 1758-1762.
- (55) Matsunaga, F. M.; Watanabe, K. Total and photoionization coefficients and dissociation continua of O₂ in the 580-1070 Å region. *Sci. Light* **1967**, *16*, 31-42.
- (56) Metzger, P. H.; Cook, G. R. A reinvestigation of the absorption cross sections of molecular oxygen in the 1050-1800 Å region. *J. Quant. Spectrosc. Radiat. Transfer* **1964**, *4*, 107-116.
- (57) Minschwaner, K.; Anderson, G. P.; Hall, L. A.; Yoshino, K. Polynomial coefficients for calculating O₂ Schumann-Runge cross sections at 0.5 cm⁻¹ resolution. *J. Geophys. Res.* **1992**, *97*, 10103-10108.
- (58) Minschwaner, K.; Salawitch, R. J.; McElroy, M. B. Absorption of solar radiation by O₂: Implications for O₃ and lifetimes of N₂O, CFC₃, and CF₂Cl₂. *J. Geophys. Res.* **1993**, *98*, 10543-10561.
- (59) Murtagh, D. P. The O₂ Schumann-Runge system - New calculations of photodissociation cross-sections. *Planet. Space Sci.* **1988**, *36*, 819-828.
- (60) Nee, J. B.; Lee, P. C. Detection of O(¹D) produced in the photodissociation of O₂ in the Schumann-Runge continuum. *J. Phys. Chem. A* **1997**, *101*, 6653-6657.
- (61) Nicolet, M.; Kennes, R. Aeronomic problems of the molecular oxygen photodissociation, I. The O₂ Herzberg continuum. *Planet. Space Sci.* **1986**, *34*, 1043-1059.
- (62) Nicolet, M.; Kennes, R. Aeronomic problems of the molecular oxygen photodissociation -IV. The various parameters for the Herzberg Continuum. *Planet. Space Sci.* **1988**, *36*, 1069-1076.
- (63) Nicolet, M.; Kennes, R. Aeronomic problems of molecular-oxygen photodissociation .6. Photodissociation frequency and transmittance in the spectral range of the Schumann-Runge bands. *Planet. Space Sci.* **1989**, *37*, 459-491.
- (64) Ogawa, M. Absorption coefficients of O₂ at the Lyman-alpha line and its vicinity. *J. Geophys. Res.* **1968**, *73*, 6759-6763.
- (65) Ogawa, M. Absorption cross sections of O₂ and CO₂ continua in the Schumann and far-uv regions. *J. Chem. Phys.* **1971**, *54*, 2550-2556.
- (66) Ogawa, S.; Ogawa, M. Absorption cross sections of O₂ (a ¹ Δ_g) and O₂(X ³ Σ_g^-) in the region from 1087 to 1700 Å. *Can. J. Phys.* **1975**, *53*, 1845-1852.
- (67) Oshima, Y.; Okamoto, Y.; Koda, S. Pressure effect of foreign gases on the Herzberg photoabsorption of oxygen. *J. Phys. Chem.* **1995**, *99*, 11830-11833.
- (68) Pirre, M.; Rigaud, P.; Huguenin, D. New in situ measurements of the absorption cross-sections of O₂ in the Herzberg continuum. *Geophys. Res. Lett.* **1984**, *11*, 1199-1202.

- (69) Pirre, M.; Rigaud, P.; Huguenin, D. *In situ* measurements of the absorption cross-sections of O₂ in the Herzberg continuum: The results of two different experiments. *Ann. Geophys.* **1988**, *6*, 535-540.
- (70) Preston, W. M. The origin of radio fade-outs and the absorption coefficient of gases for light of wavelength 1215.7 Å. *Phys. Rev.* **1940**, *57*, 887-894.
- (71) Samson, J. A. R.; Cairns, R. B. Absorption and photoionization cross sections of O₂ and N₂ at intense solar emission lines. *J. Geophys. Res.* **1964**, *69*, 4583-4590.
- (72) Samson, J. A. R.; Cairns, R. B. Total absorption cross sections of H₂, N₂, and O₂ in the region 550-220 Å. *J. Opt. Soc. Am.* **1965**, *45*, 1035-1040.
- (73) Saxon, R. P.; Slinger, T. G. Molecular oxygen absorption continua at 195-300 nm and O₂ radiative lifetimes. *J. Geophys. Res.* **1986**, *91*, 9877-9879.
- (74) Shardanand Absorption cross sections of O₂ and O₄ between 2000 and 2800 Å. *Phys. Rev.* **1969**, *186*, 5-9.
- (75) Shardanand; Rao, A. D. P. Collision-induced absorption of O₂ in the Herzberg continuum. *J. Quant. Spectrosc. Radiat. Transfer* **1977**, *17*, 433-439.
- (76) Slinger, T. G.; Huestis, D. L.; Cosby, P. C.; Naus, N.; Meijer, G. O₂ photoabsorption in the 40950-41300 cm⁻¹ region: New Herzberg bands, new absorption lines, and improved spectroscopic data. *J. Chem. Phys.* **1996**, *105*, 9393-9402.
- (77) Starr, W. L.; Loewenstein, M. Total absorption cross sections of several gases of aeronomic interest at 584 Å. *J. Geophys. Res.* **1972**, *77*, 4790-4796.
- (78) Tanaka, Y.; Jursa, A. S.; LeBlanc, F. J.; Inn, E. C. Y. Spectroscopic study of the afterglows of N₂ and (N₂ + O₂) in the vacuum region. *Planet. Space Sci.* **1959**, *1*, 7-13.
- (79) Vattulainen, J.; Wallenius, L.; Stenberg, J.; Hernberg, R.; Linna, V. Experimental determination of SO₂, C₂H₂, and O₂ UV absorption cross sections at elevated temperatures and pressures. *Appl. Spectrosc.* **1997**, *57*, 1311-1315.
- (80) Wainfan, N.; Walker, W. C.; Weissler, G. L. Photoionization efficiencies and cross sections in O₂, N₂, CO₂, A, H₂O, H₂, and CH₄. *Phys. Rev.* **1955**, *99*, 542-549.
- (81) Wang, J.; McCoy, D. G.; Blake, A. J.; Torop, L. Effect of the close approach of potential curves in photoabsorption by atomic molecules – II. Temperature dependence of the O₂ cross section in the region 130-160 nm. *J. Quant. Spectrosc. Radiat. Transfer* **1987**, *38*, 19-27.
- (82) Watanabe, K.; Inn, E. C. Y.; Zelikoff, M. Absorption coefficients of gases in the vacuum ultraviolet. *J. Chem. Phys.* **1952**, *20*, 1969-1970.
- (83) Watanabe, K.; Inn, E. C. Y.; Zelikoff, M. Absorption coefficients of oxygen in the vacuum ultraviolet. *J. Chem. Phys.* **1953**, *21*, 1026-1030.
- (84) Watanabe, K.; Marmo, F. F. Photoionization and total absorption cross section of gases. II. O₂ and N₂ in the region 850-1500 Å. *J. Chem. Phys.* **1956**, *25*, 965-971.
- (85) Weissler, G. L.; Lee, P. Absorption coefficients of oxygen in the vacuum ultraviolet. *J. Opt. Soc. Am.* **1952**, *42*, 200-203.
- (86) WMO *Atmospheric Ozone: 1985*; National Aeronautics and Space Administration: Geneva, Report No. 16, Chapter 7, 1986.
- (87) Wu, C. Y. R.; Judge, D. L.; Matsui, T. High-temperature ultrahigh-resolution absorption cross-section measurements of O₂ in the EUV region. *J. Electron Spectrosc. Related Phenom.* **2005**, *144-147*, 123-126, doi:10.1016/j.elspec.2005.01.047.
- (88) Yoshino, K.; Cheung, A. S. C.; Esmond, J. R.; Parkinson, W. H.; Freeman, D. E.; Guberman, S. L.; Jenouvrier, A.; Coquart, B.; Merienne, M. F. Improved absorption cross sections of oxygen in the wavelength region 205-240 nm of the Herzberg continuum. *Planet. Space Sci.* **1988**, *36*, 1469-1475.
- (89) Yoshino, K.; Esmond, J. R.; Cheung, A. S.-C.; Freeman, D. E.; Parkinson, W. H. High resolution absorption cross sections in the transmission window region of the Schumann-Runge bands and Herzberg continuum of O₂. *Planet. Space Sci.* **1992**, *40*, 185-192.
- (90) Yoshino, K.; Esmond, J. R.; Cheung, A. S. C.; Freeman, D. E.; Parkinson, W. H. Band oscillator strengths of the (2,1)-(12,1) Schumann-Runge bands of O₂ from absolute absorption cross-section measurements at room temperature. *J. Geophys. Res.* **1990**, *95*, 11743.
- (91) Yoshino, K.; Esmond, J. R.; Murray, J. E.; Parkinson, W. H.; Thorne, A. P.; Learner, R. C. M.; Cox, G. Band oscillator strengths of the Herzberg I bands of O₂. *J. Chem. Phys.* **1995**, *103*, 1243-1249.
- (92) Yoshino, K.; Esmond, J. R.; Parkinson, W. H.; Thorne, A. P.; Learner, R. C. M.; Cox, G. Fourier transform spectroscopy and cross-section measurements of the Herzberg II bands of O₂ at 295 K. *J. Chem. Phys.* **1999**, *111*, 2960-2967.
- (93) Yoshino, K.; Esmond, J. R.; Parkinson, W. H.; Thorne, A. P.; Learner, R. C. M.; Cox, G.; Cheung, A. S.-C. Fourier transform spectroscopy and cross section measurements of the Herzberg III bands of O₂ at 295 K. *J. Chem. Phys.* **2000**, *112*, 9791-9801.

- (94) Yoshino, K.; Freeman, D. E.; Esmond, J. R.; Friedman, R. S.; Parkinson, W. H. High-resolution absorption cross-sections and band oscillator-strengths of the Schumann-Runge absorption-bands of isotopic oxygen, $^{18}\text{O}_2$, at 79 K. *Planet. Space Sci.* **1988**, *36*, 1201-1210.
- (95) Yoshino, K.; Freeman, D. E.; Esmond, J. R.; Friedman, R. S.; Parkinson, W. H. High-resolution absorption cross-sections and band oscillator-strengths of the Schumann-Runge absorption-bands of isotopic oxygen, $(\text{OO})\text{-}^{16}\text{O}^{18}\text{O}$, at 79-K. *Planet. Space Sci.* **1989**, *37*, 419-426.
- (96) Yoshino, K.; Freeman, D. E.; Esmond, J. R.; Parkinson, W. H. High-resolution absorption cross-sections and band oscillator-strengths of the Schumann-Runge bands of oxygen at 79-K. *Planet. Space Sci.* **1987**, *35*, 1067-1075.
- (97) Yoshino, K.; Freeman, D. E.; Parkinson, W. H. Atlas of the Schumann-Runge absorption bands of O_2 in the wavelength region 175-205 nm. *J. Phys. Chem. Ref. Data* **1984**, *13*, 207-227.
- (98) Yoshino, K.; Freeman, D. F.; Esmond, J. R.; Parkinson, W. H. High-resolution absorption cross-section measurements and band oscillator-strengths of the (1,0)-(12,0) Schumann-Runge bands of O_2 . *Planet. Space Sci.* **1983**, *31*, 339-353
- (99) Yoshino, K.; Huestis, D. L.; Nicholls, R. W. Comment on the Herzberg Continuum. *J. Quant. Spectrosc. Radiat. Transfer* **1998**, *60*, 1091.
- (100) Yoshino, K.; Murray, J. E.; Esmond, J. R.; Sun, Y.; Parkinson, W. H.; Thorne, A. P.; Learner, R. C. M.; Cox, G. Fourier transform spectroscopy of the Herzberg I bands of O_2 . *Can. J. Phys.* **1994**, *72*, 1101-1108.
- (101) Yoshino, K.; Parkinson, W. H.; Ito, K.; Matsui, T. Absolute absorption cross-section measurements of Schumann-Runge continuum of O_2 at 90 and 295 K. *J. Mol. Spectrosc.* **2005**, *229*, 238-243, doi:10.1016/j.jms.2004.08.020.

A2. O_3 (Ozone)

[Back to Index](#)

$\text{O}_3 + \text{h}\nu$	$\rightarrow \text{O}(^3\text{P}) + \text{O}_2(\text{X}^3\Sigma_g^-)$	101 kJ mol ⁻¹	1180 nm	(1)
	$\rightarrow \text{O}(^3\text{P}) + \text{O}_2(\text{a}^1\Delta_g)$	195 kJ mol ⁻¹	612 nm	(2)
	$\rightarrow \text{O}(^3\text{P}) + \text{O}_2(\text{b}^1\Sigma_g^+)$	258 kJ mol ⁻¹	463 nm	(3)
	$\rightarrow \text{O}(^1\text{D}) + \text{O}_2(\text{X}^3\Sigma_g^-)$	291 kJ mol ⁻¹	411 nm	(4)
	$\rightarrow \text{O}(^1\text{D}) + \text{O}_2(\text{a}^1\Delta_g)$	386 kJ mol ⁻¹	310 nm	(5)
	$\rightarrow \text{O}(^1\text{D}) + \text{O}_2(\text{b}^1\Sigma_g^+)$	448 kJ mol ⁻¹	267 nm	(6)
	$\rightarrow 3 \text{O}(^3\text{P})$	595 kJ mol ⁻¹	201 nm	(7)
	$\rightarrow \text{O}(^1\text{S}) + \text{O}_2(\text{a}^1\Delta_g)$	610 kJ mol ⁻¹	196 nm	(8)

(Recommendation: 10-6, Note: 15-10, Evaluated: 10-6)

Absorption Cross Sections. The O_3 absorption cross sections in the 200–790 nm region can be separated into four systems: the Hartley band (200–300 nm), the Huggins bands (300–370 nm), the Chappuis band (370–790 nm), and the Wulf bands extending towards longer wavelengths. The Hartley band is the strongest band and peaks around 255 nm. Although its overall shape is very smooth, there is residual vibrational structure in the region 250–260 nm. The Huggins band consists of a series of individual peaks and is marked with a drastic change of absorption cross sections (over more than five orders of magnitude) and strong temperature dependence. The Chappuis band is composed of a vibrational band progression superimposed on a continuous absorption in the visible region and is about a thousand times weaker than the Hartley band. The very weak near infrared part of the Chappuis band is clearly structured and corresponds to a different electronic transition (called the “Wulf bands”).

Photolysis of ozone in the Hartley system occurs predominantly via the two spin-allowed channels (1) and (5) (Ball et al.¹¹) whereas channels (2), (3) and (4) are spin forbidden. Channels (2) and (4) have been identified from photolysis in the Huggins band (Silvente et al.⁶⁴ and Denzer et al.³⁰).

For the three main bands in the 200–790 nm region, there have been many different measurements of the absorption spectrum and cross sections at various experimental (temperature and pressure) and instrumental conditions (resolution) during the last century as given in Table 4A-3. The available measurements can be organized into three groups: (A) measurements of absolute cross sections at single wavelengths (e.g. at the Hg resonance line at 253.65 nm), (B) measurements of absolute cross sections over broad spectral regions (typically covering a few hundred nm), (C) measurements of relative O_3 absorption spectra over broad spectral regions that have been scaled to absolute spectra using results from other studies (Type A or B), (D) measurements of the O_3 cross section at a single wavelength relative to the O_3 cross section at another wavelength.

Table 4A-3. Summary of O₃ Absorption Cross Section Studies

Study	Year	Spectral Range (nm)	Type	Resolution (nm)	Temperature (K)
Ny and Choong ⁵⁷	1933	213–353	B	0.05	298
Vassy and Vassy ⁷⁷	1948	450–601	A	not stated	291, 231, 193, 168
Vigroux ⁷⁹	1953	230–793 245–345	B	0.05	291 181–393
Inn and Tanaka ⁴¹	1953	200–750	B	0.5	290
Tanaka et al. ⁷⁴	1953	105–220	B	0.5	300
Ogawa and Cook ⁵⁸	1958	53–131	C	not stated	295
Inn and Tanaka ⁴³	1959	200–350 400–750	B	~0.05 0.5	273
Hearn ³⁹	1961	253.7–577.0	A	0.01–0.09	295
DeMore and Raper ²⁹	1964	210–300	B	0.2	77, 273
Vigroux ⁸⁰	1967	304–341	B	0.05	291
Griggs ³⁷	1968	200–360 450–850	B	0.1 0.5	303
Vigroux ⁸¹	1969	230–270	B	0.1	291
Simons et al. ⁶⁵	1973	300–370	B	0.4	195, 300, 333
Astholz et al. ⁷	1982	210–320	B	3	300, 500, 720, 900
Davenport ²⁸	1982	253–370	B	not stated	206, 225, 271, 298
McPeters and Bass ⁵²	1982	300–310	C	0.02	229, 245, 295
Daumont et al. ²⁷	1983	310–350	B	0.012	223, 294
Brion et al. ¹⁹	1983	310–350	B	0.012	223, 294
Brion et al. ²⁰	1984	310–350	B	0.012	223, 294
Freeman et al. ³³	1984	250–350	C*	0.002	195
Bass and Paur ¹³	1985	230–350	C*	<0.025	200, 298
Paur and Bass ⁶¹	1985	245–340	C*	<0.025	203, 218, 228, 243, 273, 298
Freeman et al. ³⁴	1985	281–335	A	0.003	195, 228, 293
Molina and Molina ⁵³	1986	185–350	B	0.07	226, 263, 298
Mauersberger et al. ⁵⁰	1986	253.7	A	not stated	297.5
Mauersberger et al. ⁵¹	1987	253.7	A	not stated	297.5
Barnes and Mauersberger ¹²	1987	237.7	A,C	not stated	195, 221, 237, 253, 273, 297, 318, 335, 351
Yoshino et al. ⁸⁵	1988	238.2–344.4	A, C*	0.13–0.003	195, 228, 295
Malicet et al. ⁴⁵	1989	253.36	A	not stated	229, 295
Cacciani et al. ²⁵	1989	339–355	B	0.012	220, 293
Amoruso et al. ³	1990	590–610	B	0.05	230, 299
Daumont et al. ²⁶	1992	195–345	B*	0.01	295
Anderson and Mauersberger ⁵	1992	543.5–632.8	A	not stated	295
Anderson et al. ⁴	1993	750–975	A	not stated	295
Brion et al. ¹⁸	1993	195–345 300–345	B*	0.01	218, 228, 243, 295, 273
Yoshino et al. ⁸⁴	1993	185–254	A, B	0.13–0.003	195, 228, 295
Burkholder and Talukdar ²³	1994	407–763	C*	0.2	220, 240, 260, 280, 298
Malicet et al. ⁴⁶	1995	195–345	C*	0.01	218, 228, 243, 273, 295,
Mason et al. ⁴⁷	1996	110–172	C*	0.05	298
Brion et al. ¹⁷	1998	345–830 515–650	B*	0.01	295 218
Burrows et al. ²⁴	1999	231–794	B*	0.2–0.4	202, 221, 241, 273, 293

Study	Year	Spectral Range (nm)	Type	Resolution (nm)	Temperature (K)
Voigt et al. ⁸²	2001	230–850	C*	5 cm ⁻¹	203, 223, 246, 280, 293
Bogumil et al. ¹⁵	2001	230–2400	C*	0.17–1.44	203, 293
Bogumil et al. ¹⁶	2003	230–1070	C*	0.2–0.4	203, 223, 243, 273, 293
Enami et al. ³²	2004	759–768	A	0.002	214-5, 245, 260, 273, 296-8
El Helou et al. ³¹	2005	540–1080	A	4 cm ⁻¹	144, 150, 175, 222–225, 291–294
Fuchs et al. ³⁵	2009	404	D	0.5	296
Axson et al. ⁸	2011	350–470	C	0.27–0.5	296
Petersen et al. ⁶²	2012	244.06 248.32 257.34	D	~0.002	295
Gorshelev et al. ³⁶	2014	213–1100	C	0.02–0.06	293
Serdyuchenko et al. ⁶³	2014	213–1100	C	0.02–0.06	193–293
Viallon et al. ⁷⁸	2015	244.06 248.32 253.65 257.34	A	~0.002 atomic line for 253.65	296

Earlier reviews of the measured absorption cross sections were presented by Inn and Tanaka,⁴² Ackermann,¹ Hudson,⁴⁰ Nicolet,⁵⁵ Brion et al.,²¹ Steinfeld et al.,⁶⁷ Bacis et al.,⁹ Matsumi and Kawasaki,⁴⁹ and the WMO Report No. 16,⁸³ which was the basis for the JPL-97-4 evaluation. Orphal^{59,60} has recently critically reviewed the available laboratory measurements up to 2003, and the JPL 10-6 evaluation is partly based on that review. Relevant for that evaluation are the measurements of type B and C, particularly those studies whose data were digitally available (marked with an asterisk*). Unfortunately, the recommended data set for the JPL-97-4 evaluation of Molina and Molina⁵³ was not considered in his review.

In the Hartley and Huggins bands (about 240–325 nm) there is generally very good agreement (better than 2–3%) between the data measured at room temperature (293–300 K) by Bass and Paur¹³ and Paur and Bass,⁶¹ Molina and Molina,⁵³ Freeman et al.,³³ Yoshino et al.,⁸⁵ the Reims-team (Daumont et al.,²⁶ Brion et al.,¹⁸ Malicet et al.,⁴⁶ and Brion et al.¹⁷), Yoshino et al.,⁸⁴ the Bremen-team (Burrows et al.,²⁴ Voigt et al.,⁸² and Bogumil et al.,¹⁶ Gorshelev et al.³⁶), Petersen et al.,⁶² and Viallon et al.⁷⁸ The older data by Ny and Choong,⁵⁷ Inn and Tanaka,⁴¹ and Vigroux⁷⁹ are about 8% greater than the data of Molina and Molina.⁵³ The vibrational structure between 240 and 270 nm was observed in most studies, except those of Inn and Tanaka,⁴¹ DeMore and Raper,²⁹ Davenport,²⁸ and Astholz et al.,⁷ who used lower resolution instruments.

Measurements of absorption cross sections in the shorter wavelength VUV region were performed by Tanaka et al.,⁷⁴ Ogawa and Cook,⁵⁸ and Mason et al.⁴⁷ At the Lyman- α wavelength, 121.567 nm, an absorption cross section of 2.32×10^{-17} cm² molecule⁻¹ was cited in the review by Ackermann.¹ Ogawa and Cook⁵⁸ measured 2.28×10^{-17} cm² molecule⁻¹ whereas Mason et al.⁴⁷ reported 2.99×10^{-17} cm² molecule⁻¹. The latter more recent value is recommended and entered in Table 4A-4.

A comparison of the O₃ cross-sections at the Hg-line wavelength 253.7 nm was performed by Orphal^{59,60} involving 13 absolute measurements and provided a mean value of $(114.1 \pm 0.9) \times 10^{-19}$ cm² molecule⁻¹. Viallon et al.⁷⁸ has since reported a cross section value of $(112.7 \pm 0.97) \times 10^{-19}$ cm² molecule⁻¹. The temperature dependence of the cross sections at 253.7 nm has been measured by Barnes and Mauersberger¹² between 195 and 351 K and by Malicet et al.⁴⁵ at 229 and 295 K. It has to be noted that the data of Bass and Paur¹³ and Paur and Bass⁶¹ are normalized to the absolute value 114.7×10^{-19} cm² molecule⁻¹ at 253.7 nm and 295 K measured by Hearn.³⁹ In the range 230–260 nm, the data of the Reims-team (Daumont-Brion-Malicet-Brion) are generally lower (up to 2.5%) than the data of Molina and Molina,⁵³ Bass and Paur,¹³ and the Bremen-team (Burrows-Voigt-Bogumil-Gorshelev-Serdyuchenko). Furthermore, the data of Voigt et al.⁸² show a strong baseline shift below 255 nm and in the range 310–320 nm; in addition, the spectra are very noisy in the Hartley band maximum. The data of Bogumil et al.¹⁵ contain periodic artifacts on the order of 0.5–1.0% in the range 240–270 nm and a stray light feature around 305 nm on the order of 2%.

Below 225 nm the room temperature cross sections of Molina and Molina,⁵³ DeMore and Raper,²⁹ and the Reims-team (Daumont-Brion-Malicet) agree within 1-2%, but are 2-5% larger than the measurements of

Yoshino et al.⁸⁴ Other reported values measured by Ny and Choong,⁵⁷ Inn and Tanaka,⁴¹ Astholz et al.,⁷ and Griggs³⁷ differ up to 15%.

In the Huggins bands (310–350 nm) the studies differ in spectral resolution, which is mostly relevant only to atmospheric remote sensing. At wavelengths larger than 310 nm the vibrational structure becomes pronounced. In the range 310–340 nm, the agreement between the different studies is rather good (about 2%) for the data of Bass and Paur,¹³ the Reims-team (Daumont-Brion-Malicot-Brion), Burrows et al.,²⁴ Gorshelev et al.,³⁶ and Serdyuchenko et al.,⁶³ although important differences (up to 13%) due to wavelength shifts and spectral resolution are reported by Orphal.^{59,60} The data of Bass and Paur¹³ and of the Reims-team (Daumont-Brion-Malicot-Brion) show wavelength shifts of more than 0.02 nm. The data of Voigt et al.⁸² and Bogumil et al.¹⁶ contain systematic baseline drifts. Above 312 nm, the data of Molina and Molina,⁵³ which are listed every 0.5 nm up to 350 nm, occasionally miss the maxima and minima of the peaks. The reported values by Cacciani et al.²⁵ are typically 5–8% lower than the values of Molina and Molina⁵³ in the range 339–355 nm.

The O₃ absorption cross sections in the 350–450 nm region between the Huggins and Chappuis bands are very small and the available measurements of absolute values scatter significantly. They have been measured by Brion et al.,¹⁷ the Bremen team (Burrows-Voigt-Bogumil-Gorshelev-Serdyuchenko), Fuchs et al. (at 404 nm),³⁵ and Axson et al.⁸ At the minimum near 378 nm, the reported absolute cross sections at 298 K vary between 5×10^{-23} cm² molecule⁻¹ from Voigt et al.⁸² and 5×10^{-24} cm² molecule⁻¹ from Brion et al.¹⁷

Absorption cross section measurements of the Chappuis band of O₃ in the wavelength range 450–750 nm have been reported by Burkholder and Talukdar,²³ Brion et al.,¹⁷ the Bremen team (Burrows-Voigt-Bogumil-Gorshelev-Serdyuchenko), El Helou et al.,³¹ and at single wavelengths by Hearn,³⁹ Anderson and Mauersberger,⁵ Anderson et al.,⁴ and Enami et al.³² At the peak of the Chappuis band near 602 nm, the values agree within a few percent, although the data of the Bremen-team (Burrows-Voigt-Bogumil) are consistently larger than those of Brion et al.¹⁷ (by 2%) and Burkholder and Talukdar²³ (by 4%) (the latter data are scaled using the measurements of Anderson and Mauersberger⁵). Note that there are pronounced deviations of data from Burkholder and Talukdar²³ in the region 425–490 nm. The older values of Vassy and Vassy,⁷⁷ Vigroux,⁷⁹ Inn and Tanaka,⁴¹ Griggs,³⁷ and Amoruso et al.³ deviate up to 20%.

Absorption cross sections in the Wulf band region (wavelength >750 nm) have been reported by Anderson et al.,⁴ Burkholder and Talukdar,²³ the Bremen-team (Burrows-Voigt-Bogumil-Gorshelev-Serdyuchenko), Enami et al.,³² and El Helou et al.³¹ The data measured at room temperature by the latter group are in excellent agreement (within 0.25%) with those of Anderson et al.⁴

The temperature dependence of the O₃ cross sections has also been studied by several of the groups mentioned above and tabulated in Table 4A-3. In the critical review, Orphal^{59,60} calculated and compared the integrated cross sections for 5 temperatures in the range 203–295 K in the different spectral regions of the O₃ spectrum. At all temperatures the agreement of the integrated cross sections in the Hartley band is better than 2% and less good agreement in the Chappuis band (4%). In particular, the integrated cross sections of Burkholder and Talukdar²³ lie systematically below the other measurements by about 3% and the data of Burrows et al.²⁴ are always higher by 2%. In the Huggins bands and the blue tail of the Chappuis band the integrated cross sections scatter by several percent (up to 5%), indicating systematic differences between the available data. The Hartley band integrated cross sections remain constant in the temperature range 203–293 K within the experimental uncertainties. The integrated cross sections in the Huggins bands decrease by more than 30% between 298 K and 203 K and the differential cross sections of the bands increase significantly.

In the Hartley band most studies report a slight (0.9–1.6%) increase of the cross section below 260 nm between room temperature and low temperatures 202–298 K, while Yoshino et al.⁸⁴ concluded that the temperature effect is negligible. Above 260 nm the cross section decreases significantly at lower temperatures. This effect is due to the changing populations of the various vibrational and rotational quantum states of ozone and has been analyzed by Simons et al.⁶⁵ The cross section values are not linearly proportional to the temperature; instead the effect is larger at the maxima than it is at the minima of the spectral features.

The absorption cross sections in the Huggins bands (310–350 nm) of O₃ decrease strongly with decreasing temperatures. Additionally, they depend on instrumental line shape and differences in wavelength calibration so that discrepancies up to 20% at the lowest temperatures are observed between the various studies. Comparison of the spectra obtained in the temperature range 220–229 K show good agreement (~3% at 325 nm, ~5% at 340 nm) with the data of Bass and Paur,¹³ Molina and Molina,⁵³ the Brion team (Daumont-Brion-Malicot-Brion), and Burrows et al.²⁴ The data of Voigt et al.⁸² and Bogumil et al.¹⁶ display sudden baseline jumps and are consistently lower than the other cited data sets. Voigt et al.⁸² observed in the region

335–380 nm the presence of “hot bands”, which disappear with decreasing temperature, and “cold bands”, which become more pronounced at lower temperatures.

In the Chappuis band, the available cross sections agree in showing a very small increase (1%) with decreasing temperature in the wavelength range 550–560 nm. However there is strong disagreement in the relative temperature dependence of the cross sections in the wings (400–550 nm and 650–790 nm) of the Chappuis band. Burkholder and Talukdar²³ report a decrease from 4% at 520 nm to 40% at 420 nm between 298 and 220 K, while Burrows et al.²⁴ observe a decrease at 420 nm to 70% at 221 K, and Bogumil et al.¹⁶ a decrease of 20% at 223 K. These discrepancies could be due to baseline problems in the different measurements. It was also noted by the Bremen-team (Burrows-Voigt-Bogumil-Serdyuchenko) that in the wings the differential cross sections increase up to 10% between 298 and 203 K. In addition, the band structures between 400 and 500 nm shift toward shorter wavelengths with decreasing temperature. El Helou et al.³¹ found the cross sections of the Wulf bands to be highly temperature dependent, increasing up to 91% upon reducing the temperature to 150 K.

Three different models have been proposed to reproduce the temperature dependence of the O₃ cross sections in the entire ultraviolet and visible regions within the experimental uncertainties. The first model was developed for the Hartley band by Adler-Golden² and uses an exponential function. The second model, developed by Bass and Paur,¹³ uses a quadratic polynomial to be applied in the Hartley and Huggins bands. The third model of Voigt et al.⁸² uses a double exponential function. The accuracy of the models was checked by Orphal,^{59,60} who concluded that the experimental data are better reproduced using a quadratic polynomial.

The pressure dependence of the O₃ absorption cross sections was investigated by Hearn³⁹ in the Hartley band and by Voigt et al.⁸² in the entire spectral region 240–790 nm. Both groups did not find experimental or theoretical support for pressure dependence, although Voigt et al.⁸² proposed that temperature variations of the cross sections around 400 nm might be due to the formation of a weakly bound O₂-O₃ complex.

The recommended absorption cross sections are listed in Table 4A-4, averaged over atmospheric intervals at 218 K and at room temperature (293–298 K). It has to be noted that cross sections are listed over 500 cm⁻¹ intervals in the region 185–300 nm, over 1 nm intervals in the region 300–321 nm, over 2 nm intervals in the region 321.5–326.5 nm, and over 5 nm intervals in the region 330–825 nm. The 218 K values measured by the Reims-team (Daumont-Brion-Malicot-Brion) are only listed for the range 196–340 nm. The room temperature data were selected for the range 185–233 nm from the data of Molina and Molina,⁵³ for the range 323–310 nm from Burrows et al.,²⁴ and for the range 310–825 nm from the Reims team (Daumont-Brion-Malicot-Brion).

The uncertainty factor for the room temperature O₃ cross section is estimated to be 1.02 (1 σ) near the peaks of the Hartley and Chappuis bands and the strong Huggins peaks. The estimated uncertainty in the 360–400 nm region is greater, 1.1 (1 σ), primarily due to the spread in the available data sets.

Table 4A-4. Recommended Absorption Cross Sections of O₃ at 218 and 293–298 K

λ (nm)	$10^{20} \sigma$ (cm ²)		λ (nm)	$10^{20} \sigma$ (cm ²) 293–298 K
	218 K	293–298 K		
121.567 (Lyman α)		2990		
185.185–186.916		62.2	412.5–417.5	0.00295
186.916–188.679		57.6	417.5–422.5	0.00393
188.679–190.476		52.6	422.5–427.5	0.00656
190.476–192.308		47.7	427.5–432.5	0.00697
192.308–194.175		42.9	432.5–437.5	0.00882
194.175–196.078		38.5	437.5–442.5	0.0137
196.078–198.020	34.4	34.9	442.5–447.5	0.0165
198.020–200.000	32.0	32.4	447.5–452.5	0.0185
200.000–202.020	31.2	31.5	452.5–457.5	0.0218
202.020–204.082	32.4	32.6	457.5–462.5	0.0366
204.082–206.186	36.2	36.3	462.5–467.5	0.0367
206.186–208.333	43.2	43.3	467.5–472.5	0.0410
208.333–210.526	54.2	53.9	472.5–477.5	0.0481
210.526–212.766	69.6	69.3	477.5–482.5	0.0754
212.766–215.054	90.6	90.3	482.5–487.5	0.0813
215.054–217.391	119	118	487.5–492.5	0.0816
217.391–219.780	155	154	492.5–497.5	0.0908
219.780–222.222	201	199	497.5–502.5	0.121
222.222–224.719	256	255	502.5–507.5	0.160
224.719–227.273	323	322	507.5–512.5	0.158
227.273–229.885	403	401	512.5–517.5	0.166
229.885–232.558	492	490	517.5–522.5	0.183
232.558–235.294	589	590	522.5–527.5	0.219
235.294–238.095	692	693	527.5–532.5	0.267
238.095–240.964	799	802	532.5–537.5	0.287
240.964–243.902	905	908	537.5–542.5	0.295
243.902–246.914	995	1001	542.5–547.5	0.319
246.914–250.000	1074	1080	547.5–552.5	0.337
250.000–253.165	1116	1125	552.5–557.5	0.358
253.165–256.410	1136	1148	557.5–562.5	0.398
256.410–259.740	1105	1122	562.5–567.5	0.439
259.740–263.158	1047	1064	567.5–572.5	0.467
263.158–266.667	952	968	572.5–577.5	0.481
266.667–270.270	823	840	577.5–582.5	0.464
270.270–273.973	681	698	582.5–587.5	0.446
273.973–277.778	531	547	587.5–592.5	0.447
277.778–281.690	391	406	592.5–597.5	0.476
281.690–285.714	271	282	597.5–602.5	0.513
285.714–289.855	175	184	602.5–607.5	0.514
289.855–294.118	105	113	607.5–612.5	0.478
294.118–298.507	59.4	65.1	612.5–617.5	0.438
298.507–299.5	40.7	45.2	617.5–622.5	0.406
299.5–300.5	35.1	39.2	622.5–627.5	0.382
300.5–301.5	30.5	34.3	627.5–632.5	0.356
301.5–302.5	26.9	30.3	632.5–637.5	0.327
302.5–303.5	22.9	26.2	637.5–642.5	0.297
303.5–304.5	20.6	23.4	642.5–647.5	0.271
304.5–305.5	17.3	20.1	647.5–652.5	0.251
305.5–306.5	15.6	17.9	652.5–657.5	0.231
306.5–307.5	13.3	15.5	657.5–662.5	0.210

λ (nm)	$10^{20} \sigma$ (cm ²)		λ (nm)	$10^{20} \sigma$ (cm ²) 293–298 K
	218 K	293–298 K		
307.5–308.5	11.5	13.5	662.5–667.5	0.190
308.5–309.5	10.4	12.2	667.5–672.5	0.170
309.5–310.5	8.50	10.2	672.5–677.5	0.151
310.5–311.5	7.76	9.24	677.5–682.5	0.137
311.5–312.5	6.53	7.95	682.5–687.5	0.126
312.5–313.5	5.62	6.91	687.5–692.5	0.113
313.5–314.5	5.05	6.25	692.5–697.5	0.0989
314.5–315.5	4.08	5.19	697.5–702.5	0.0868
315.5–316.5	3.82	4.77	702.5–707.5	0.0784
316.5–317.5	3.11	4.02	707.5–712.5	0.0731
317.5–318.5	2.94	3.72	712.5–717.5	0.0696
318.5–319.5	2.11	2.89	717.5–722.5	0.0622
319.5–320.5	2.41	2.99	722.5–727.5	0.0543
320.5–321.5	1.43	2.10	727.5–732.5	0.0478
321.5–323.5	1.57	2.05	732.5–737.5	0.0442
323.5–325.5	1.02	1.41	737.5–742.5	0.0432
325.5–327.5	0.658	1.01	742.5–747.5	0.0447
327.5–332.5	0.483	0.697	747.5–752.5	0.0425
332.5–337.5	0.204	0.320	752.5–757.5	0.0338
337.5–342.5	0.0797	0.146	757.5–762.5	0.0286
342.5–347.5		0.0779	762.5–767.5	0.0262
347.5–352.5		0.0306	767.5–772.5	0.0260
352.5–357.5		0.0136	772.5–777.5	0.0294
357.5–362.5		0.00694	777.5–782.5	0.0318
362.5–367.5		0.00305	782.5–787.5	0.0262
367.5–372.5		0.00130	787.5–792.5	0.0208
372.5–377.5		0.000850	792.5–797.5	0.0173
377.5–382.5		0.000572	797.5–802.5	0.0157
382.5–387.5		0.000542	802.5–807.5	0.0156
387.5–392.5		0.000668	807.5–812.5	0.0186
392.5–397.5		0.000956	812.5–817.5	0.0221
397.5–402.5		0.00115	817.5–822.5	0.0206
402.5–407.5		0.00158	822.5–827.5	0.0145
407.5–412.5		0.00258		

Note:

T = 218 K, 196.078–342.5 nm, Reims team (1992-1995) (Daumont et al.,²⁶ Brion et al.,¹⁸ Malicet et al.⁴⁶)

T = 298 K, 185.185–232.558 nm, Molina and Molina⁵³

T = 293 K, 232.558–309.5 nm, Burrows et al.²⁴

T = 295 K, 309.5–827.5 nm, Reims team (1992-1998) (Daumont et al.,²⁶ Brion et al.,¹⁸ Malicet et al.,⁴⁶ Brion et al.¹⁷)

Photolysis Quantum Yields and Product Studies. The recommendation for the O(¹D) quantum yield from ozone photolysis as a function of wavelength and temperature, based on the review of Matsumi et al.,⁴⁸ is given by the expression (Eqn 4-1)

$$\Phi(\lambda, T) = \left(\frac{q_1}{q_1 + q_2} \right) \times A_1 \times \exp \left\{ - \left(\frac{X_1 - \lambda}{\omega_1} \right)^4 \right\} + \left(\frac{q_2}{q_1 + q_2} \right) \times A_2 \times \left(\frac{T}{300} \right)^2 \times \exp \left\{ - \left(\frac{X_2 - \lambda}{\omega_2} \right)^2 \right\} + A_3 \times \left(\frac{T}{300} \right)^{1.5} \times \exp \left\{ - \left(\frac{X_3 - \lambda}{\omega_3} \right)^2 \right\} + c \quad \text{Eqn 4-1}$$

where $q_i = \exp\left(-\frac{v_i}{RT}\right)$ and X_{1-3} , A_{1-3} , ω_{1-3} , v_{1-2} and c are best-fit parameters given in Table 4A-5, λ is in nm,

T is in K, and $R = 0.695 \text{ (cm}^{-1} \text{ K}^{-1}\text{)}$. The parameter c is assumed to be temperature and wavelength independent. This expression is valid only for the wavelength range 306–328 nm and temperature range 200–320 K.

Table 4A-5. Parameters for the Calculation of O(¹D) Quantum Yields

Parameter	i = 1	i = 2	i = 3
X_i (nm)	304.225	314.957	310.737
ω_i (nm)	5.576	6.601	2.187
A_i	0.8036	8.9061	0.1192
v_i (cm ⁻¹)	0	825.518	–
c	0.0765	–	–

At room temperature (298 K) the uncertainties of the quantum yield values calculated with the above expression are estimated to be $\pm 10\%$ (1σ) for $\Phi(\lambda, 298 \text{ K}) \geq 0.4$, while the uncertainties are estimated to be ± 0.04 for $\Phi(\lambda, 298 \text{ K}) < 0.4$. At temperatures other than room temperature, the uncertainties are estimated to be $\pm 15\%$ for $\Phi(\lambda, T) \geq 0.4$ and ± 0.06 for $\Phi(\lambda, T) < 0.4$.

In the wavelength range 329–340 nm the recommended value of $\Phi(\text{O}^1\text{D}) = 0.08 \pm 0.04$, independent of temperature. For $\lambda > 340$ nm, the quantum yield may be non-zero but no recommendation is made. For the wavelength range 220–305 nm, the recommended O(¹D) quantum yield is 0.90, independent of temperature, based on the study by Takahashi et al.⁶⁹ and the review by Matsumi and Kawasaki.⁴⁹ The quantum yield for O(¹D) formation in the range 193–225 nm was measured by Nishida et al.⁵⁶ who found that the O(¹D) yield decreased from 0.90 ± 0.12 (225 nm) to 0.48 ± 0.03 (193 nm). A simple expression in the wavelength range 193–225 nm was derived

$$\Phi_{\text{O}^1\text{D}}(\lambda) = 1.37 \times 10^{-2} \lambda - 2.16$$

Matsumi et al.⁴⁸ derived the recommended values for the temperature and wavelength dependences of $\Phi(\text{O}^1\text{D})$ using the following procedure: the measured O(¹D) quantum yields at 298 K between 306 and 328 nm from eight studies (Talukdar et al.,⁷³ Takahashi et al.,⁷⁰ Ball et al.,¹⁰ Armerding et al.,⁶ Bauer et al.,¹⁴ which superseded the data of Silvente et al.⁶⁴ from the same group, Brock and Watson,²² Trolier and Wiesenfeld,⁷⁵ and Smith et al.⁶⁶ were normalized using $\Phi(\text{O}^1\text{D}) = 0.79$ at 308 nm. This value was derived from the studies listed in Table 1 of Matsumi et al.⁴⁸ The renormalized data were then averaged. The wavelength dependence quantum yield data at various temperatures reported by Talukdar et al.,^{72,73} Takahashi et al.,⁷⁰ Hancock and Hofzumahaus³⁸ (this includes all the data from the Oxford group), Bauer et al.,¹⁴ and Smith et al.⁶⁶ were normalized to the value at 308 nm given above. These normalized data were used to obtain the best fit parameters for Eqn. 4-1 for the wavelength range 306–328 nm and temperature range 200–320 K. Because of the large number of studies upon which the 298 K evaluation is based, the averaged 298 K data were given a larger weight in the fitting procedure than the data at other temperatures. The recommended O(¹D) quantum yields calculated from Eqn. 4-1 using the fitting parameters given in Table 4A-5 are shown in Figure 4-1 for 200, 253 and 298 K in the wavelength range 306–328 nm (solid lines).

Products and yields from O₃ photodissociation at 157.6 nm were measured by Taherian and Slanger.⁶⁸ The primary atomic oxygen yield was measured to be 1.90 ± 0.30 , of which 71% is O(³P) and 29% O(¹D). Turnipseed et al.⁷⁶ measured the quantum yield for O(³P) and O(¹D) formation from 193 nm photolysis to be 0.57 ± 0.14 and 0.46 ± 0.29 , respectively, and at 222 nm they observed a quantum yield of 0.13 ± 0.02 for O(³P) and 0.87 ± 0.04 for O(¹D).

Lee et al.⁴⁴ reported an upper limit of $< 0.1\%$ for the quantum yield for the formation of O(¹S) via channel (8) in the 170–240 nm range. Takahashi et al.⁷¹ measured the quantum yield of O(¹S) formation to be $(2.5 \pm 1.1) \times 10^{-3}$ in the 193 nm photolysis of O₃, while Nakayama et al.⁵⁴ reported $(1.4 \pm 0.4) \times 10^{-4}$ and $(5 \pm 3) \times 10^{-5}$ for the O(¹S) formation at 215 and 220 nm, respectively.

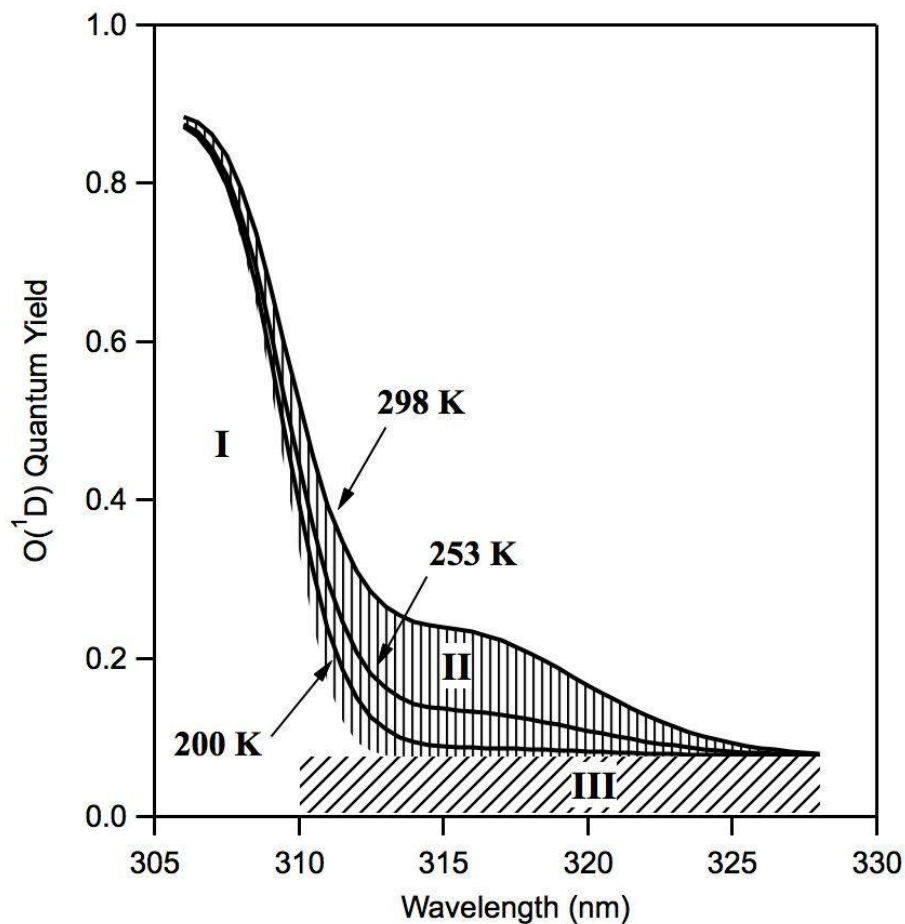


Figure 4A-1. Recommended $O(^1D)$ quantum yields calculated from Eqn. 4-1 using the fitting parameters given in Table 4A-5 for 200, 253 and 298 K in the wavelength range 306–328 nm (solid lines), based on Matsumi et al.⁴⁸ Contributions from different photolysis channels are indicated: region I corresponds to $O(^1D)$ formed via channel (5), $O(^1D) + O_2(a^1\Delta_g)$, region II (vertical hatching) represents the contribution of the hot-band excitation process via channel (5), while region III (diagonal hatching) corresponds to the contribution of $O(^1D)$ via the spin-forbidden channel (4), $O(^1D) + O_2(X^3\Sigma_g^-)$.

- (1) Ackermann, M. In *Mesospheric Models and Related Experiments*; Fiocco, G., Ed., 1971; pp 149-159.
- (2) Adler-Golden, S. M. Franck-Condon analysis of thermal and vibrational excitation effects on the ozone Hartley continuum. *J. Quant. Spectrosc. Radiat. Transfer* **1983**, *30*, 175-185.
- (3) Amoroso, A.; Cacciani, M.; di Sarra, A.; Fiocco, G. Absorption cross sections of ozone in the 590- to 610-nm region at $T = 230$ K and $T = 299$ K. *J. Geophys. Res.* **1990**, *95*, 20565-20568.
- (4) Anderson, M.; Hupalo, P.; Mauersberger, K. Ozone absorption cross section measurements in the Wulf bands. *Geophys. Res. Lett.* **1993**, *20*, 1579-1582.
- (5) Anderson, S. M.; Mauersberger, K. Laser measurements of ozone absorption cross sections in the Chappuis band. *Geophys. Res. Lett.* **1992**, *19*, 933-936.
- (6) Armerding, W.; Comes, F. J.; Schulke, B. $O(^1D)$ quantum yields of ozone photolysis in the UV from 300 nm to its threshold at 355 nm. *J. Phys. Chem.* **1995**, *99*, 3137-3143.
- (7) Astholz, D. C.; Croce, A. E.; Troe, J. Temperature dependence of the ozone absorption coefficient in the Hartley continuum. *J. Phys. Chem.* **1982**, *86*, 696-699.
- (8) Axson, J. L.; Washenfelder, R. A.; Kahan, T. F.; Young, C. J.; Vaida, V.; Brown, S. S. Absolute ozone absorption cross section in the Huggins Chappuis minimum (350–470 nm) at 296 K. *Atmos. Chem. Phys.* **2011**, *11*, 11581-11590, doi:10.5194/acp-11-11581-2011.
- (9) Bacis, A.; Bouvier, J.; Flaud, J. M. The ozone molecule: electronic spectroscopy. *Spectrochim. Acta, Part A* **1998**, *54*, 17-34.

- (10) Ball, S. M.; Hancock, G.; Martin, S. E.; Pinot de Moira, J. C. A direct measurement of the O(¹D) quantum yields from the photodissociation of ozone between 300 and 328 nm. *Chem. Phys. Lett.* **1997**, *264*, 531-538.
- (11) Ball, S. M.; Hancock, G.; Winterbottom, F. Product channels in the near-UV photodissociation of ozone. *Faraday Discuss.* **1995**, *100*, 215-227.
- (12) Barnes, J.; Mauersberger, K. Temperature dependence of the ozone absorption cross section at the 253.7-nm mercury line. *J. Geophys. Res.* **1987**, *92*, 14861-14864.
- (13) Bass, A. M.; Paur, R. J. In *Atmospheric Ozone*; Zerefos, C. S., Ghazi, A., Eds., 1985; pp 606-610.
- (14) Bauer, D.; D'Ottone, L.; Hynes, A. J. O ¹D quantum yields from O₃ photolysis in the near UV region between 305 and 375 nm. *Phys. Chem. Chem. Phys.* **2000**, *2*, 1421-1424, doi:10.1039/b000159g.
- (15) Bogumil, K.; Orphal, J.; Burrows, J. P.; Flaud, J.-M. Vibrational progressions in the visible and near-ultraviolet absorption spectrum of ozone. *Chem. Phys. Lett.* **2001**, *349*, 241-248.
- (16) Bogumil, K.; Orphal, J.; Homann, T.; Voigt, S.; Spietz, P.; Fleischmann, O. C.; Vogel, A.; Hartmann, M.; Kromminga, H.; Bovensmann, H.; Frerick, J.; Burrows, J. P. Measurements of molecular absorption spectra with the SCIAMACHY pre-flight model: instrument characterization and reference data for atmospheric remote-sensing in the 230-2380 nm region. *J. Photochem. Photobiol. A: Chem.* **2003**, *157*, 167-184, doi:10.1016/S1010-6030(03)00062-5.
- (17) Brion, J.; Chakir, A.; Charbonnier, J.; Daumont, D.; Parisse, C.; Malicet, J. Absorption spectra measurements for the ozone molecule in the 350-830 nm region. *J. Atmos. Chem.* **1998**, *30*, 291-299.
- (18) Brion, J.; Chakir, A.; Daumont, D.; Malicet, J.; Parisse, C. High-resolution laboratory absorption cross section of O₃ temperature effect. *Chem. Phys. Lett.* **1993**, *213*, 610-612.
- (19) Brion, J.; Daumont, D.; Malicet, J. Physique moléculaire - Nouvelles mesures des sections efficaces absolues de l'ozone à 294 et 223 K dans le domaine spectral 310-350 nm. *C. R. Acad. Sci. Paris* **1983**, *297*, 401-404.
- (20) Brion, J.; Daumont, D.; Malicet, J. New measurements of the absolute absorption cross-sections of ozone at 294 and 223 K in the 310-350 nm spectral range. *J. Physique. Lett.* **1984**, *45*, L57-L60.
- (21) Brion, J.; Daumont, D.; Malicet, J.; Marché, P. Sections efficaces absolues de l'ozone a 298 K aux longueurs d'onde de la lampe au mercure : etude critique des donnees experimentales existantes. *J. Physique. Lett.* **1985**, *46*, L105-L110.
- (22) Brock, J. C.; Watson, R. T. Laser flash photolysis of ozone: O(¹D) quantum yields in the fall-off region 297-325 nm. *Chem. Phys.* **1980**, *46*, 477-484.
- (23) Burkholder, J. B.; Talukdar, R. K. Temperature dependence of the ozone absorption spectrum over the wavelength range 410 to 760 nm. *Geophys. Res. Lett.* **1994**, *21*, 581-584.
- (24) Burrows, J. P.; Richter, A.; Dehn, A.; Deters, B.; Himmelmann, S.; Voigt, S.; Orphal, J. Atmospheric remote-sensing reference data from GOME-2. Temperature-dependent absorption cross sections of O₃ in the 231-794 nm range. *J. Quant. Spectrosc. Radiat. Transfer* **1999**, *61*, 509-517.
- (25) Cacciani, M.; di Sarra, A. D.; Fiocco, G.; Amoroso, A. Absolute determination of the cross sections of ozone in the wavelength region 339-355 nm at temperatures 220-293 K. *J. Geophys. Res.* **1989**, *94*, 8485-8490.
- (26) Daumont, D.; Brion, J.; Charbonnier, J.; Malicet, J. Ozone UV spectroscopy I: Absorption cross-sections at room temperature. *J. Atmos. Chem.* **1992**, *15*, 145-155.
- (27) Daumont, D.; Brion, J.; Malicet, J. Measurement of total atmospheric ozone - Consequences entailed by new values of O₃ absorption cross-sections at 223-K in the 310-350 nm spectral range. *Planet. Space Sci.* **1983**, *31*, 1229-1234.
- (28) Davenport, J. E. Parameter for ozone photolysis as a function of temperature at 280 - 330 nm. *National Technical Information Service, Report FAA-EE-80-44.* **1982**.
- (29) DeMore, W. B.; Raper, O. Hartley band extinction coefficients of ozone in the gas phase and in liquid nitrogen, carbon monoxide, and argon. *J. Phys. Chem.* **1964**, *68*, 412-414, doi:10.1021/j100784a504.
- (30) Denzer, W.; Hancock, G.; Pinot de Moira, J. C.; Tyley, P. L. Spin-forbidden dissociation of ozone in the Huggins bands. *Chem. Phys.* **1988**, *231*, 109-119.
- (31) El Helou, Z.; Churassy, S.; Wannous, G.; Bacis, R.; Boursey, E. Absolute cross sections of ozone at atmospheric temperatures for the Wulf and the Chappuis bands. *J. Chem. Phys.* **2005**, *122*, 244311, doi:10.1063/1.193736.
- (32) Enami, S.; Ueda, J.; Nakano, Y.; Hashimoto, S.; Kawasaki, M. Temperature-dependent absorption cross sections of ozone in the Wulf-Chappuis band at 759-768 nm. *J. Geophys. Res.* **2004**, *109*, D05309, doi:10.1029/2003JD004097.
- (33) Freeman, D. E.; Yoshino, K.; Esmond, J. R.; Parkinson, W. H. High-resolution absorption cross-section measurements of ozone at 195-K in the wavelength region 240-350 nm. *Planet. Space Sci.* **1984**, *32*, 239-248.

- (34) Freeman, D. E.; Yoshino, K.; Esmond, J. R.; Parkinson, W. H. In *Atmospheric Ozone*; Zerefos, C. S., Ghazi, A., Eds., 1985; pp 622-624.
- (35) Fuchs, H.; Dubé, W. P.; Lerner, B. M.; Wagner, N. L.; Williams, E. J.; Brown, S. S. A sensitive and versatile detector for atmospheric NO₂ and NO_x based on blue diode laser cavity ring-down spectroscopy. *Environ. Sci. Technol.* **2009**, *43*, 7831-7836, doi:10.1021/es902067h.
- (36) Gorshelev, V.; Serdyuchenko, A.; Weber, M.; Chehade, W.; Burrows, J. P. High spectral resolution ozone absorption cross-sections – Part 1: Measurements, data analysis and comparison with previous measurements around 293 K. *Atmos. Meas. Tech.* **2014**, *7*, 609-624, doi:10.5194/amt-7-609-2014.
- (37) Griggs, M. Absorption coefficients of ozone in the ultraviolet and visible regions. *J. Chem. Phys.* **1968**, *49*, 857-859.
- (38) Hancock, G.; Hofzumahaus, A. Experimental Study of the Altitude Dependence of the Tropospheric Ozone Photolysis Frequency, J(O(1D)) Between 0 and 12 km Height (ATOP), EU R and D Programme Environment and Climate ENV4-CT95-0158, 1997,
- (39) Hearn, A. G. Absorption of ozone in ultra-violet and visible regions of spectrum. *Proc. Phys. Soc. London* **1961**, *78*, 932-940.
- (40) Hudson, R. D. Absorption cross sections of stratospheric molecules. *Can. J. Phys.* **1974**, *52*, 1465-1478.
- (41) Inn, E. C. Y.; Tanaka, Y. Absorption coefficient of ozone in the ultraviolet and visible regions. *J. Opt. Soc. Am.* **1953**, *43*, 870-873.
- (42) Inn, E. C. Y.; Tanaka, Y. *Adv. Chem. Ser.* **1958**, *21*, 263-268.
- (43) Inn, E. C. Y.; Tanaka, Y. Ozone absorption coefficients in the visible and ultraviolet regions. *Adv. Chem. Ser.* **1959**, *21*, 263-268.
- (44) Lee, L. C.; Black, G.; Sharpless, R. L.; Slanger, T. G. O(¹S) yield from O₃ photodissociation at 1700-2400 Å. *J. Chem. Phys.* **1980**, *73*, 256-258.
- (45) Malicet, J.; Brion, J.; Daumont, D. Temperature dependence of the absorption cross-section of ozone at 254 nm. *Chem. Phys. Lett.* **1989**, *158*, 293-296.
- (46) Malicet, J.; Daumont, D.; Charbonnier, J.; Parisse, C.; Chakir, A.; Brion, J. Ozone UV spectroscopy. II. Absorption cross-sections and temperature dependence. *J. Atmos. Chem.* **1995**, *21*, 263-273.
- (47) Mason, N. J.; Gingell, J. M.; Davies, J. A.; Zhao, H.; Walker, I. C.; Siggel, M. R. F. VUV optical absorption and electron energy-loss spectroscopy of ozone. *J. Phys. B: At. Mol. Phys.* **1996**, *29*, 3075-3089.
- (48) Matsumi, Y.; Comes, F. J.; Hancock, G.; Hofzumahaus, A.; Hynes, A. J.; Kawasaki, M.; Ravishankara, A. R. Quantum yields for production of O(¹D) in the ultraviolet photolysis of ozone: Recommendation based on evaluation of laboratory data. *J. Geophys. Res.* **2002**, *107*, 4024, doi:10.1029/2001JD000510.
- (49) Matsumi, Y.; Kawasaki, M. Photolysis of atmospheric ozone in the ultraviolet region. *Chem. Rev.* **2003**, *103*, 4767-4781, doi:10.1021/cr0205255.
- (50) Mauersberger, K.; Barnes, J.; Hanson, D.; Morton, J. Measurement of the ozone absorption cross-section at the 253.7 nm mercury line. *Geophys. Res. Lett.* **1986**, *13*, 671-673.
- (51) Mauersberger, K.; Hanson, D.; Barnes, J.; Morton, J. Ozone vapor pressure and absorption cross-section measurements: Introduction of an ozone standard. *J. Geophys. Res.* **1987**, *92*, 8480-8482.
- (52) McPeters, R. D.; Bass, A. M. Anomalous atmospheric spectral features between 300 and 310 nm interpreted in light of new ozone absorption coefficient measurements. *Geophys. Res. Lett.* **1982**, *9*, 227-230.
- (53) Molina, L. T.; Molina, M. J. Absolute absorption cross sections of ozone in the 185- to 350-nm wavelength range. *J. Geophys. Res.* **1986**, *91*, 14501-14508.
- (54) Nakayama, T.; Takahashi, K.; Matsumi, Y.; Fujiwara, H. Laboratory study of O(¹S) formation in the photolysis of O₃ and its atmospheric implications. *J. Atmos. Chem.* **2006**, *53*, 107-122, doi:10.1007/s10874-006-0597-3.
- (55) Nicolet, M. The solar spectral irradiance and its action in the atmospheric photo-dissociation processes. *Planet. Space Sci.* **1981**, *29*, 951-974.
- (56) Nishida, S.; Takahashi, K.; Matsumi, Y.; Taniguchi, N.; Hayashida, S. Formation of O(³P) atoms in the photolysis of N₂O at 193 nm and O(³P) + N₂O product channel in the reaction of O(¹D) + N₂O. *J. Phys. Chem. A* **2004**, *108*, 2451-2456, doi:10.1021/jp037034o S1089-5639(03)07034-8
- (57) Ny, T.-Z.; Choong, S.-P. Sur l'absorption ultraviolette de l'ozone. *Chinese J. Phys.* **1933**, *1*, 38-54.
- (58) Ogawa, M.; Cook, G. R. Absorption coefficients of O₃ in the vacuum ultraviolet region. *J. Chem. Phys.* **1958**, *28*, 173-174.
- (59) Orphal, J. A Critical Review of the Absorption Cross-Sections of O₃ and NO₂ in the 240-790 nm Region, Part 1, Ozone, European Space Agency, ESA-ESTEC Noordwijk, ESA Technical Note MO-TN-ESA-GO-0302, 2002,
- (60) Orphal, J. A critical review of the absorption cross-sections of O₃ and NO₂ in the ultraviolet and visible. *J. Photochem. Photobiol. A: Chem.* **2003**, *157*, 185-209, doi:10.1016/S1010-6030(03)00061-3.

- (61) Paur, R. J.; Bass, A. M. In *Atmospheric Ozone*; Zerefos, C. S., Ghazi, A., Eds., 1985; pp 610-616.
- (62) Petersen, M.; Viallon, J.; Moussay, P.; Wielgosz, R. I. Relative measurements of ozone absorption cross-sections at three wavelengths in the Hartley band using a well-defined UV laser beam. *J. Geophys. Res.* **2012**, *117*, D05301, doi:10.1029/2011jd016374.
- (63) Serdyuchenko, A.; Gorshelev, V.; Weber, M.; Chehade, W.; Burrows, J. P. High spectral resolution ozone absorption cross-sections – Part 2: Temperature dependence. *Atmos. Meas. Tech.* **2014**, *7*, 625-636, doi:10.5194/amt-7-625-2014.
- (64) Silvente, E.; Richter, R. C.; Zheng, M.; Saltzman, E. S.; Hynes, A. J. Relative quantum yields for O(¹D) production in the photolysis of ozone between 301 and 336 nm: evidence for the participation of a spin-forbidden channel. *Chem. Phys. Lett.* **1997**, *264*, 309-315.
- (65) Simons, J. W.; Paur, R. J.; Webster III, H. A.; Bair, E. J. Ozone ultraviolet photolysis. VI. The ultraviolet spectrum. *J. Chem. Phys.* **1973**, *59*, 1203-1208.
- (66) Smith, G. D.; Molina, L. T.; Molina, M. J. Temperature dependence of O(¹D) quantum yields from the photolysis of ozone between 295 and 338 nm. *J. Phys. Chem. A* **2000**, *104*, 8916-8921, doi:10.1021/jp001006d.
- (67) Steinfeld, J. I.; Adler-Golden, S. M.; Gallagher, J. W. Critical survey of data on the spectroscopy and kinetics of ozone in the mesosphere and thermosphere. *J. Phys. Chem. Ref. Data* **1987**, *16*, 911-951.
- (68) Taherian, M. R.; Slinger, T. G. Products and yields from O₃ photodissociation at 1576 Å. *J. Chem. Phys.* **1985**, *83*, 6246-6250.
- (69) Takahashi, K.; Hayashi, S.; Matsumi, Y.; Taniguchi, N.; Hayashida, S. Quantum yields of (O(¹D) formation in the photolysis of ozone between 230 and 308 nm. *J. Geophys. Res.* **2002**, *107*, 4440, doi:10.1029/2001JD002048.
- (70) Takahashi, K.; Matsumi, Y.; Kawasaki, M. Photodissociation processes of ozone in the Huggins band at 308-326 nm: Direct observation of O(¹D₂) and O(³P₁) products. *J. Phys. Chem.* **1996**, *100*, 4084-4089.
- (71) Takahashi, T.; Nakayama, T.; Matsumi, Y. Vacuum ultraviolet laser-induced fluorescence detection of O(¹S) atoms produced in the 193 nm photolysis of ozone. *J. Phys. Chem. A* **2003**, *107*, 9368-9373, doi:10.1021/jp0346864.
- (72) Talukdar, R. K.; Gilles, M. K.; Battin-Leclerc, F.; Ravishankara, A. R.; Fracheboud, J.-M.; Orlando, J. J.; Tyndall, G. S. Photolysis of ozone at 308 and 248 nm: Quantum yield of O(¹D) as a function of temperature. *Geophys. Res. Lett.* **1997**, *24*, 1091-1094.
- (73) Talukdar, R. K.; Longfellow, C. A.; Gilles, M. K.; Ravishankara, A. R. Quantum yields of O(¹D) in the photolysis of ozone between 289 and 329 nm as a function of temperature. *Geophys. Res. Lett.* **1998**, *25*, 143-146.
- (74) Tanaka, Y.; Inn, E. C. Y.; Watanabe, K. Absorption coefficients of gases in the vacuum ultraviolet. Part IV. Ozone. *J. Chem. Phys.* **1953**, *21*, 1651-1653.
- (75) Trolier, M.; Wiesenfeld, J. R. Relative quantum yield of O(¹D₂) following ozone photolysis between 275 and 325 nm. *J. Geophys. Res.* **1988**, *93*, 7119-7124.
- (76) Turnipseed, A. A.; Vaghjiani, G. L.; Gierczak, T.; Thompson, J. E.; Ravishankara, A. R. The photochemistry of ozone at 193 and 222 nm. *J. Chem. Phys.* **1991**, *95*, 3244-3251.
- (77) Vassy, A.; Vassy, E. Effect of temperature on the absorption spectrum of ozone: Chappuis Bands. *J. Chem. Phys.* **1948**, *16*, 1163-1164.
- (78) Viallon, J.; Lee, S.; Moussay, P.; Tworek, K.; Petersen, M.; Wielgosz, R. I. Accurate measurements of ozone absorption cross-sections in the Hartley band. *Atmos. Meas. Tech.* **2015**, *8*, 1245-1257, doi:10.5194/amt-8-1245-2015.
- (79) Vigroux, E. Contribution a l'étude expérimentale de l'absorption de l'ozone. *Ann. Phys.* **1953**, *8*, 709-762.
- (80) Vigroux, E. Physique de l'atmosphère. - Détermination des coefficients moyens d'absorption de l'ozone pour le spectrometre Dobson. Note. *C. R. Acad. Sci. Paris* **1967**, *264*, 1290-1291.
- (81) Vigroux, E. Coefficients d'absorption de l'ozone dans la bande de Hartley. *Ann. Geophys.* **1969**, *25*, 169-172.
- (82) Voigt, S.; Orphal, J.; Bogumil, K.; Burrows, J. P. The temperature dependence (203-293 K) of the absorption cross sections of O₃ in the 230-850 nm region measured by Fourier-transform spectroscopy. *J. Photochem. Photobiol. A: Chem.* **2001**, *143*, 1-9.
- (83) WMO *Atmospheric Ozone: 1985*; National Aeronautics and Space Administration: Geneva, Report No. 16, Chapter 7, 1986.
- (84) Yoshino, K.; Esmond, J. R.; Freeman, D. E.; Parkinson, W. H. Measurements of absolute absorption cross sections of ozone in the 185- to 254-nm wavelength region and the temperature dependence. *J. Geophys. Res.* **1993**, *98*, 5205-5211.

- (85) Yoshino, K.; Freeman, D. E.; Esmond, J. R.; Parkinson, W. H. Absolute absorption cross-section measurements of ozone in the wavelength region 238-335 nm and the temperature-dependence. *Planet. Space Sci.* **1988**, *36*, 395-398.

4.4 Bibliography – Ox Photochemistry

- Aboud, A. A.; Curtis, J. P.; Mercure, R.; Rense, W. A. Oxygen gas continuous absorption in the extreme ultraviolet. *J. Opt. Soc. Am.* **1955**, *45*, 767-768.
- Ackerman, M. UV-solar radiation related to mesospheric processes. In *Mesospheric Models and Related Experiments*; Fiocco, G., Ed.; D. Reidel Publishing Company, Dordrecht, 1971; pp 149-159.
- Ackerman, M.; Biaumé, F.; Kockarts, B. Absorption cross sections of the Schumann-Runge bands of molecular oxygen. *Planet. Space Sci.* **1970**, *18*, 1639-1651.
- Ackerman, M.; Biaumé, F.; Nicolet, M. Absorption in the spectral range of the Schumann-Runge bands. *Can. J. Chem.* **1969**, *47*, 1834-1940.
- Ackermann, M. In *Mesospheric Models and Related Experiments*; Fiocco, G., Ed., 1971; pp 149-159.
- Adler-Golden, S. M. Franck-Condon analysis of thermal and vibrational excitation effects on the ozone Hartley continuum. *J. Quant. Spectrosc. Radiat. Transfer* **1983**, *30*, 175-185.
- Ahmed, S. M.; Kanik, I.; Link, R. Temperature-dependent photoabsorption cross section measurements of O₂ at the O I-1304 Å triplet emission lines. *Chem. Phys. Lett.* **1996**, *259*, 545-553.
- Amoruso, A.; Cacciani, M.; di Sarra, A.; Fiocco, G. Absorption cross sections of ozone in the 590- to 610-nm region at $T = 230$ K and $T = 299$ K. *J. Geophys. Res.* **1990**, *95*, 20565-20568.
- Amoruso, A.; Crescentini, L.; Silvia Cola, M.; Fiocco, G. Oxygen absorption cross-section in the Herzberg continuum. *J. Quant. Spectrosc. Radiat. Transfer* **1996**, *56*, 145-152.
- Anderson, G. P.; Hall, L. A. Attenuation of solar irradiance in the stratosphere: Spectrometer measurements between 191 and 207 nm. *J. Geophys. Res.* **1983**, *88*, 6801-6806.
- Anderson, G. P.; Hall, L. A. Stratospheric determination of O₂ cross sections and photodissociation rate coefficients: 191-215 nm. *J. Geophys. Res.* **1986**, *91*, 14509-14514.
- Anderson, M.; Hupaló, P.; Mauersberger, K. Ozone absorption cross section measurements in the Wulf bands. *Geophys. Res. Lett.* **1993**, *20*, 1579-1582.
- Anderson, S. M.; Mauersberger, K. Laser measurements of ozone absorption cross sections in the Chappuis band. *Geophys. Res. Lett.* **1992**, *19*, 933-936.
- Armerding, W.; Comes, F. J.; Schulke, B. O(¹D) quantum yields of ozone photolysis in the UV from 300 nm to its threshold at 355 nm. *J. Phys. Chem.* **1995**, *99*, 3137-3143.
- Astholz, D. C.; Croce, A. E.; Troe, J. Temperature dependence of the ozone absorption coefficient in the Hartley continuum. *J. Phys. Chem.* **1982**, *86*, 696-699.
- Axson, J. L.; Washenfelder, R. A.; Kahan, T. F.; Young, C. J.; Vaida, V.; Brown, S. S. Absolute ozone absorption cross section in the Huggins Chappuis minimum (350–470 nm) at 296 K. *Atmos. Chem. Phys.* **2011**, *11*, 11581-11590, doi:10.5194/acp-11-11581-2011.
- Bacis, A.; Bouvier, J.; Flaud, J. M. The ozone molecule: electronic spectroscopy. *Spectrochim. Acta, Part A* **1998**, *54*, 17-34.
- Ball, S. M.; Hancock, G.; Martin, S. E.; Pinot de Moira, J. C. A direct measurement of the O(¹D) quantum yields from the photodissociation of ozone between 300 and 328 nm. *Chem. Phys. Lett.* **1997**, *264*, 531-538.
- Ball, S. M.; Hancock, G.; Winterbottom, F. Product channels in the near-UV photodissociation of ozone. *Faraday Discuss.* **1995**, *100*, 215-227.
- Bao, Z.-C.; Yu, W. O.; Barker, J. R. Absolute integrated cross sections for some O₂ Herzberg I transitions near 248-249 nm. *J. Chem. Phys.* **1995**, *103*, 6-13.
- Barnes, J.; Mauersberger, K. Temperature dependence of the ozone absorption cross section at the 253.7-nm mercury line. *J. Geophys. Res.* **1987**, *92*, 14861-14864.
- Bass, A. M.; Paur, R. J. In *Atmospheric Ozone*; Zerefos, C. S., Ghazi, A., Eds., 1985; pp 606-610.
- Bauer, D.; D'Ottone, L.; Hynes, A. J. O ¹D quantum yields from O₃ photolysis in the near UV region between 305 and 375 nm. *Phys. Chem. Chem. Phys.* **2000**, *2*, 1421-1424, doi:10.1039/b000159g.
- Bennett, S. W.; Tellinghuisen, J. B.; Phillips, L. F. Absorption coefficients and ionization yields of some small molecules at 58.4 nm. *J. Phys. Chem.* **1971**, *75*, 719-721.
- Bertrand, C.; Collin, G. J.; Gagnon, H. Coefficients d'absorption et rendements quantiques ioniques de composés inorganiques et d'hydrocarbures insaturés. *J. Chim. Phys.* **1975**, *72*, 719-723.
- Blake, A. J.; Carver, J. H.; Haddad, G. N. Photo-absorption cross sections of molecular oxygen between 1250 Å and 2350 Å. *J. Quant. Spectrosc. Radiat. Transfer* **1966**, *6*, 451-459.
- Bogumil, K.; Orphal, J.; Burrows, J. P.; Flaud, J.-M. Vibrational progressions in the visible and near-ultraviolet absorption spectrum of ozone. *Chem. Phys. Lett.* **2001**, *349*, 241-248.
- Bogumil, K.; Orphal, J.; Homann, T.; Voigt, S.; Spietz, P.; Fleischmann, O. C.; Vogel, A.; Hartmann, M.; Kromminga, H.; Bovensmann, H.; Frerick, J.; Burrows, J. P. Measurements of molecular absorption spectra with the SCIAMACHY pre-flight model: instrument characterization and reference data for atmospheric remote sensing in the 230-2380 nm region. *J. Photochem. Photobiol. A: Chem.* **2003**, *157*, 167-184, doi:10.1016/S1010-6030(03)00062-5.

- Bogumil, K.; Orphal, J.; Homann, T.; Voigt, S.; Spietz, P.; Fleischmann, O. C.; Vogel, A.; Hartmann, M.; Kromminga, H.; Bovensmann, H.; Frerick, J.; Burrows, J. P. Measurements of molecular absorption spectra with the SCIAMACHY pre-flight model: instrument characterization and reference data for atmospheric remote-sensing in the 230-2380 nm region. *J. Photochem. Photobiol. A: Chem.* **2003**, *157*, 167-184, doi:10.1016/S1010-6030(03)00062-5.
- Brion, C. E.; Tan, K. H.; van der Wiel, M. J.; van der Leeuw, P. E. Dipole oscillator-strengths for the photoabsorption, photoionization and fragmentation of molecular oxygen. *J. Electron Spectrosc. Relat. Phenom.* **1979**, *17*, 101-119.
- Brion, J.; Chakir, A.; Charbonnier, J.; Daumont, D.; Parisse, C.; Malicet, J. Absorption spectra measurements for the ozone molecule in the 350-830 nm region. *J. Atmos. Chem.* **1998**, *30*, 291-299.
- Brion, J.; Chakir, A.; Daumont, D.; Malicet, J.; Parisse, C. High-resolution laboratory absorption cross section of O₃ temperature effect. *Chem. Phys. Lett.* **1993**, *213*, 610-612.
- Brion, J.; Daumont, D.; Malicet, J. Physique moléculaire - Nouvelles mesures des sections efficaces absolues de l'ozone à 294 et 223 K dans le domaine spectral 310-350 nm. *C. R. Acad. Sci. Paris* **1983**, *297*, 401-404.
- Brion, J.; Daumont, D.; Malicet, J. New measurements of the absolute absorption cross-sections of ozone at 294 and 223 K in the 310-350 nm spectral range. *J. Physique. Lett.* **1984**, *45*, L57-L60.
- Brion, J.; Daumont, D.; Malicet, J.; Marché, P. Sections efficaces absolues de l'ozone a 298 K aux longueurs d'onde de la lampe au mercure : etude critique des donnees experimentales existantes. *J. Physique. Lett.* **1985**, *46*, L105-L110.
- Brock, J. C.; Watson, R. T. Laser flash photolysis of ozone: O(¹D) quantum yields in the fall-off region 297-325 nm. *Chem. Phys.* **1980**, *46*, 477-484.
- Brolley, J. E.; Porter, L. E.; Sherman, R. H.; Theobald, J. K.; Fong, J. C. Photoabsorption cross sections of H₂, D₂, N₂, O₂, Ar, Kr, and Xe at the 584-Å line of neutral Helium. *J. Geophys. Res.* **1973**, *78*, 1627-1632.
- Burkholder, J. B.; Talukdar, R. K. Temperature dependence of the ozone absorption spectrum over the wavelength range 410 to 760 nm. *Geophys. Res. Lett.* **1994**, *21*, 581-584.
- Burrows, J. P.; Richter, A.; Dehn, A.; Deters, B.; Himmelmann, S.; Voigt, S.; Orphal, J. Atmospheric remote-sensing reference data from GOME-2. Temperature-dependent absorption cross sections of O₃ in the 231-794 nm range. *J. Quant. Spectrosc. Radiat. Transfer* **1999**, *61*, 509-517.
- Cacciani, M.; di Sarra, A. D.; Fiocco, G.; Amoroso, A. Absolute determination of the cross sections of ozone in the wavelength region 339-355 nm at temperatures 220-293 K. *J. Geophys. Res.* **1989**, *94*, 8485-8490.
- Cheung, A. S. C.; Yoshino, K.; Esmond, J. R.; Chiu, S. S. L.; Freeman, D. E.; Parkinson, W. H. Predissociation linewidths of the (1,0)-(12,0) Schumann-Runge absorption bands of O₂ in the wavelength region 179-202 nm. *J. Chem. Phys.* **1990**, *92*, 842-849.
- Cheung, A. S. C.; Yoshino, K.; Freeman, D. E.; Friedman, R. S.; Dalgarno, A.; Parkinson, W. H. The Schumann-Runge absorption bands of ¹⁶O¹⁸O in the wavelength region 175-205 nm and spectroscopic constants of isotopic oxygen molecules. *J. Mol. Spectrosc.* **1989**, *134*, 362-389.
- Cheung, A. S. C.; Yoshino, K.; Parkinson, W. H.; Freeman, D. E. Herzberg continuum cross section of oxygen in the wavelength region 193.5 – 204.0 nm and band oscillator strengths of the (0,0) and (1,0) Schumann-Runge bands. *Can. J. Phys.* **1984**, *62*, 1752-1762.
- Cheung, A. S. C.; Yoshino, K.; Parkinson, W. H.; Freeman, D. E. Herzberg continuum cross section of oxygen in the wavelength region 193.5-204.0 nm: New laboratory measurements and stratospheric implications. *Geophys. Res. Lett.* **1984**, *11*, 580-582.
- Cheung, A. S. C.; Yoshino, K.; Parkinson, W. H.; Guberman, S. L.; Freeman, D. E. Absorption cross-section measurements of oxygen in the wavelength region 195-241 nm of the Herzberg continuum. *Planet. Space Sci.* **1986**, *34*, 1007-1021.
- Chiu, S. S. L.; Cheung, A. S. C.; Yoshino, K.; Esmond, J. R.; Freeman, D. E.; Parkinson, W. H. Predissociation linewidths of the (3,0)-(11,0) Schumann-Runge absorption bands of ¹⁸O₂ and ¹⁶O¹⁸O in the wavelength region 180-196 nm. *J. Chem. Phys.* **1990**, *93*, 5539-5543.
- Clark, K. C. Ionospheric absorption by N₂ and O₂ of certain extreme ultraviolet solar wavelengths. *Phys. Rev.* **1952**, *87*, 271-276.
- Cole, B. E.; Dexter, R. N. Photoabsorption and photoionisation measurements on some atmospheric gases in the wavelength region 50-340 Å. *J. Phys. B: At. Mol. Phys.* **1978**, *11*, 1011-1023.
- Cook, G. R.; Ching, B. K.; Becker, R. A. Absorption by, and photo-ionization of, N₂ and O₂ in the 830-1000 Å range. *Discuss. Faraday Soc.* **1964**, *37*, 149-158.
- Cook, G. R.; Metzger, P. H. Photoionization and absorption cross sections of O₂ and N₂ in the 600- to 1000-Å region. *J. Chem. Phys.* **1964**, *41*, 321-336.
- Coquart, B.; Merienne, M. F.; Jenouvrier, A. O₂ Herzberg continuum absorption cross-sections in the wavelength region 196-205 nm of the Schumann-Runge bands. *Planet. Space Sci.* **1990**, *38*, 287-300.
- Daumont, D.; Brion, J.; Charbonnier, J.; Malicet, J. Ozone UV spectroscopy I: Absorption cross-sections at room temperature. *J. Atmos. Chem.* **1992**, *15*, 145-155.

- Daumont, D.; Brion, J.; Malicet, J. Measurement of total atmospheric ozone - Consequences entailed by new values of O₃ absorption cross-sections at 223-K in the 310-350 nm spectral range. *Planet. Space Sci.* **1983**, *31*, 1229-1234.
- Davenport, J. E. Parameter for ozone photolysis as a function of temperature at 280 - 330 nm. *National Technical Information Service, Report FAA-EE-80-44.* **1982**.
- DeMore, W. B.; Raper, O. Hartley band extinction coefficients of ozone in the gas phase and in liquid nitrogen, carbon monoxide, and argon. *J. Phys. Chem.* **1964**, *68*, 412-414, doi:10.1021/j100784a504.
- Denzer, W.; Hancock, G.; Pinot de Moira, J. C.; Tyley, P. L. Spin-forbidden dissociation of ozone in the Huggins bands. *Chem. Phys.* **1988**, *231*, 109-119.
- Ditchburn, R. W.; Young, P. A. The absorption of molecular oxygen between 1850 and 2500 Å. *J. Atmos. Terr. Phys.* **1962**, *24*, 127-139.
- El Helou, Z.; Churassy, S.; Wannous, G.; Bacis, R.; Boursey, E. Absolute cross sections of ozone at atmospheric temperatures for the Wulf and the Chappuis bands. *J. Chem. Phys.* **2005**, *122*, 244311, doi:10.1063/1.193736.
- Enami, S.; Ueda, J.; Nakano, Y.; Hashimoto, S.; Kawasaki, M. Temperature-dependent absorption cross sections of ozone in the Wulf-Chappuis band at 759-768 nm. *J. Geophys. Res.* **2004**, *109*, D05309, doi:10.1029/2003JD004097.
- Fally, S.; Vandaele, A. C.; Carleer, M.; Hermans, C.; Jenouvrier, A.; Mérienne, M.-F.; Coquart, B.; Colin, R. Fourier transform spectroscopy of the O₂ Herzberg bands. III. Absorption cross sections of the collision-induced bands of the Herzberg continuum. *J. Mol. Spectrosc.* **2000**, *204*, 10-20, doi:10.1006/jmsp.2000.8204.
- Frederick, J. E.; Mentall, J. E. Solar irradiance in the stratosphere: Implications for the Herzberg continuum absorption of O₂. *Geophys. Res. Lett.* **1982**, *9*, 461-464.
- Freeman, D. E.; Yoshino, K.; Esmond, J. R.; Parkinson, W. H. High-resolution absorption cross-section measurements of ozone at 195-K in the wavelength region 240-350 nm. *Planet. Space Sci.* **1984**, *32*, 239-248.
- Freeman, D. E.; Yoshino, K.; Esmond, J. R.; Parkinson, W. H. In *Atmospheric Ozone*; Zerefos, C. S., Ghazi, A., Eds., 1985; pp 622-624.
- Fuchs, H.; Dubé, W. P.; Lerner, B. M.; Wagner, N. L.; Williams, E. J.; Brown, S. S. A sensitive and versatile detector for atmospheric NO₂ and NO_x based on blue diode laser cavity ring-down spectroscopy. *Environ. Sci. Technol.* **2009**, *43*, 7831-7836, doi:10/1021/es902067h.
- Gibson, S. T.; Gies, H. P. F.; Blake, A. J.; McCoy, D. G.; Rogers, P. J. Temperature dependence in the Schumann-Runge photoabsorption continuum of oxygen. *J. Quant. Spectrosc. Radiat. Transfer* **1983**, *30*, 385-393.
- Goldstein, R.; Mastrup, F. N. Absorption coefficients of the O₂ Schumann-Runge continuum from 1270 Å ↔ 1745 Å using a new continuum source. *J. Opt. Soc. Am.* **1966**, *56*, 765-769.
- Gorsheliev, V.; Serdyuchenko, A.; Weber, M.; Chehade, W.; Burrows, J. P. High spectral resolution ozone absorption cross-sections – Part 1: Measurements, data analysis and comparison with previous measurements around 293 K. *Atmos. Meas. Tech.* **2014**, *7*, 609-624, doi:10/5194/amt-7-609-2014.
- Greenblatt, G. D.; Orlando, J. J.; Burkholder, J. B.; Ravishankara, A. R. Absorption measurements of oxygen between 330 and 1140 nm. *J. Geophys. Res.* **1990**, *95*, 18577-18582.
- Griggs, M. Absorption coefficients of ozone in the ultraviolet and visible regions. *J. Chem. Phys.* **1968**, *49*, 857-859.
- Hancock, G.; Hofzumahaus, A. Experimental Study of the Altitude Dependence of the Tropospheric Ozone Photolysis Frequency, J(O(1D)) Between 0 and 12 km Height (ATOP), EU R and D Programme Environment and Climate ENV4-CT95-0158, 1997,
- Hasson, V.; Nichols, R. W. Absolute spectral absorption measurements on molecular oxygen from 2640-1940 Å. *J. Phys. B. At. Mol. Phys.* **1971**, *4*, 1789-1797.
- Hearn, A. G. Absorption of ozone in ultra-violet and visible regions of spectrum. *Proc. Phys. Soc. London* **1961**, *78*, 932-940.
- Herman, J. R.; Mentall, J. E. O₂ absorption cross sections (187-225 nm) from stratospheric solar flux measurements. *J. Geophys. Res.* **1982**, *87*, 8967-8975.
- Hudson, R. D. Absorption cross sections of stratospheric molecules. *Can. J. Phys.* **1974**, *52*, 1465-1478.
- Hudson, R. D.; Carter, V. L.; Stein, J. A. An investigation of the effect of temperature on the Schumann-Runge absorption continuum of oxygen, 1580-1950 Å. *J. Geophys. Res.* **1966**, *71*, 2295-2298.
- Hudson, R. D.; Mahle, S. H. Photodissociation rates of molecular oxygen in the mesosphere and lower thermosphere. *J. Geophys. Res.* **1972**, *77*, 2902-2914.
- Huestis, D. L.; Copeland, R. A.; Knutsen, K.; Slinger, T. G.; Jogma, R. T.; Boogaarts, M. G. H.; Meijer, G. Branch intensities and oscillator strengths for the Herzberg absorption systems in oxygen. *Can. J. Phys.* **1994**, *72*, 1109-1121.
- Huffman, R. E. Absorption cross-sections of atmospheric gases for use in aeronomy. *Can. J. Chem.* **1969**, *47*, 1823-1834.

- Huffman, R. E.; Tanaka, Y.; Larrabee, H. E. Nitrogen and oxygen absorption cross sections in the vacuum ultraviolet. *Discuss. Faraday Soc.* **1964**, *37*, 159-166.
- Inn, E. C. Y.; Tanaka, Y. Absorption coefficient of ozone in the ultraviolet and visible regions. *J. Opt. Soc. Am.* **1953**, *43*, 870-873.
- Inn, E. C. Y.; Tanaka, Y. *Adv. Chem. Ser.* **1958**, *21*, 263-268.
- Inn, E. C. Y.; Tanaka, Y. Ozone absorption coefficients in the visible and ultraviolet regions. *Adv. Chem. Ser.* **1959**, *21*, 263-268.
- Jenouvrier, A.; Coquart, B.; Merienne, M. F. Long pathlength measurements of oxygen absorption cross sections in the wavelength region 205-240 nm. *J. Quant. Spectrosc. Radiat. Transfer* **1986**, *36*, 349-354.
- Jenouvrier, A.; Coquart, B.; Mérienne-Lafore, M. F. New measurements of the absorption cross-sections in the Herzberg continuum of molecular oxygen in the region between 205 and 240 nm. *Planet. Space Sci.* **1986**, *34*, 253-254.
- Johnston, H. S.; Paige, M.; Yao, F. Oxygen absorption cross sections in the Herzberg continuum and between 206 and 327 K. *J. Geophys. Res.* **1984**, *89*, 11661-11665.
- Kanik, I.; Beegle, L.; Noren, C.; Ahmed, S. M.; Link, R. Temperature-dependent photoabsorption cross section measurements of O₂ at the NI airglow and auroral emission lines. *Chem. Phys. Lett.* **1997**, *279*, 297-302.
- Kley, D. Ly(α) absorption cross-section of H₂O and O₂. *J. Atmos. Chem.* **1984**, *2*, 203-210.
- Kockarts, G. Absorption and photodissociation in the Schumann-Runge bands of molecular oxygen in the terrestrial atmosphere. *Planet. Space Sci.* **1976**, *24*, 589-604.
- Lacoursière, J.; Meyer, S. A.; Faris, G. W.; Slanger, T. G.; Lewis, B. R.; Gibson, S. T. The O(¹D) yield from O₂ photooxidation near H Lyman- α (121.6 nm). *J. Chem. Phys.* **1999**, *110*, 1949-1958.
- Lee, L. C.; Black, G.; Sharpless, R. L.; Slanger, T. G. O(¹S) yield from O₃ photodissociation at 1700-2400 Å. *J. Chem. Phys.* **1980**, *73*, 256-258.
- Lee, L. C.; Slanger, T. G.; Black, G.; Sharpless Quantum yields for the production of O(¹D) from photodissociation of O₂ at 1160-1770 Å. *J. Chem. Phys.* **1977**, *67*, 5602-5606.
- Lee, P. Photodissociation and photoionization of oxygen (O₂) as inferred from measured absorption coefficients. *J. Opt. Soc. Am.* **1955**, *45*, 703-709.
- Lee, P. C.; Nee, J. B. Detection of O(¹D) produced in the photodissociation of O₂. I Identification of the ³ Σ_u^- and ³ Π_u Rydberg states in 113-130 nm. *J. Chem. Phys.* **2000**, *112*, 1763-1768.
- Lee, P. C.; Nee, J. B. Detection of O(¹D) produced in the photodissociation of O₂. II Identification of the ³ Σ_u^- and ³ Π_u Rydberg states in 105-113 nm. *J. Chem. Phys.* **2001**, *114*, 792-797, doi:10.1063/1.1330231.
- Lewis, B. R.; Berzins, L.; Carver, J. H. Oscillator strengths for the Schumann-Runge bands of ¹⁶O₂. *J. Quant. Spectrosc. Radiat. Transfer* **1986**, *36*, 209-232.
- Lewis, B. R.; Berzins, L.; Carver, J. H.; Gibson, S. T. Rotational variation of predissociation linewidth in the Schumann-Runge bands of ¹⁶O₂. *J. Quant. Spectrosc. Radiat. Transfer* **1986**, *36*, 187-207.
- Lewis, B. R.; Vardavas, I. M.; Carver, J. H. The aeronomic dissociation of water vapor by solar H Lyman α radiation. *J. Geophys. Res.* **1983**, *88*, 4935-4940.
- Lin, J. J.; Huang, D. W.; Lee, Y. T.; Yang, X. Photodissociation of O₂ at 157 nm: Experimental observation of anisotropy mixing in the O₂ + hv \rightarrow O(³P) + O(³P) channel. *J. Chem. Phys.* **1998**, *109*, 1758-1762.
- Malicet, J.; Brion, J.; Daumont, D. Temperature dependence of the absorption cross-section of ozone at 254 nm. *Chem. Phys. Lett.* **1989**, *158*, 293-296.
- Malicet, J.; Daumont, D.; Charbonnier, J.; Parisse, C.; Chakir, A.; Brion, J. Ozone UV spectroscopy. II. Absorption cross-sections and temperature dependence. *J. Atmos. Chem.* **1995**, *21*, 263-273.
- Mason, N. J.; Gingell, J. M.; Davies, J. A.; Zhao, H.; Walker, I. C.; Siggel, M. R. F. VUV optical absorption and electron energy-loss spectroscopy of ozone. *J. Phys. B: At. Mol. Phys.* **1996**, *29*, 3075-3089.
- Matsumi, Y.; Comes, F. J.; Hancock, G.; Hofzumahaus, A.; Hynes, A. J.; Kawasaki, M.; Ravishankara, A. R. Quantum yields for production of O(¹D) in the ultraviolet photolysis of ozone: Recommendation based on evaluation of laboratory data. *J. Geophys. Res.* **2002**, *107*, 4024, doi:10.1029/2001JD000510.
- Matsumi, Y.; Kawasaki, M. Photolysis of atmospheric ozone in the ultraviolet region. *Chem. Rev.* **2003**, *103*, 4767-4781, doi:10.1021/cr0205255.
- Matsunaga, F. M.; Watanabe, K. Total and photoionization coefficients and dissociation continua of O₂ in the 580-1070 Å region. *Sci. Light* **1967**, *16*, 31-42.
- Mauersberger, K.; Barnes, J.; Hanson, D.; Morton, J. Measurement of the ozone absorption cross-section at the 253.7 nm mercury line. *Geophys. Res. Lett.* **1986**, *13*, 671-673.
- Mauersberger, K.; Hanson, D.; Barnes, J.; Morton, J. Ozone vapor pressure and absorption cross-section measurements: Introduction of an ozone standard. *J. Geophys. Res.* **1987**, *92*, 8480-8482.
- McPeters, R. D.; Bass, A. M. Anomalous atmospheric spectral features between 300 and 310 nm interpreted in light of new ozone absorption coefficient measurements. *Geophys. Res. Lett.* **1982**, *9*, 227-230.
- Metzger, P. H.; Cook, G. R. A reinvestigation of the absorption cross sections of molecular oxygen in the 1050-1800 Å region. *J. Quant. Spectrosc. Radiat. Transfer* **1964**, *4*, 107-116.

- Minschwaner, K.; Anderson, G. P.; Hall, L. A.; Yoshino, K. Polynomial coefficients for calculating O₂ Schumann-Runge cross sections at 0.5 cm⁻¹ resolution. *J. Geophys. Res.* **1992**, *97*, 10103-10108.
- Minschwaner, K.; Salawitch, R. J.; McElroy, M. B. Absorption of solar radiation by O₂: Implications for O₃ and lifetimes of N₂O, CFC1₃, and CF₂Cl₂. *J. Geophys. Res.* **1993**, *98*, 10543-10561.
- Molina, L. T.; Molina, M. J. Absolute absorption cross sections of ozone in the 185- to 350-nm wavelength range. *J. Geophys. Res.* **1986**, *91*, 14501-14508.
- Murtagh, D. P. The O₂ Schumann-Runge system - New calculations of photodissociation cross-sections. *Planet. Space Sci.* **1988**, *36*, 819-828.
- Nakayama, T.; Takahashi, K.; Matsumi, Y.; Fujiwara, H. Laboratory study of O(¹S) formation in the photolysis of O₃ and its atmospheric implications. *J. Atmos. Chem.* **2006**, *53*, 107-122, doi:10.1007/s10874-006-0597-3.
- Nee, J. B.; Lee, P. C. Detection of O(¹D) produced in the photodissociation of O₂ in the Schumann-Runge continuum. *J. Phys. Chem. A* **1997**, *101*, 6653-6657.
- Nicolet, M. The solar spectral irradiance and its action in the atmospheric photo-dissociation processes. *Planet. Space Sci.* **1981**, *29*, 951-974.
- Nicolet, M.; Kennes, R. Aeronomic problems of the molecular oxygen photodissociation, I. The O₂ Herzberg continuum. *Planet. Space Sci.* **1986**, *34*, 1043-1059.
- Nicolet, M.; Kennes, R. Aeronomic problems of the molecular oxygen photodissociation –IV. The various parameters for the Herzberg Continuum. *Planet. Space Sci.* **1988**, *36*, 1069-1076.
- Nicolet, M.; Kennes, R. Aeronomic problems of molecular-oxygen photodissociation .6. Photodissociation frequency and transmittance in the spectral range of the Schumann-Runge bands. *Planet. Space Sci.* **1989**, *37*, 459-491.
- Nishida, S.; Takahashi, K.; Matsumi, Y.; Taniguchi, N.; Hayashida, S. Formation of O(³P) atoms in the photolysis of N₂O at 193 nm and O(³P) + N₂O product channel in the reaction of O(¹D) + N₂O. *J. Phys. Chem. A* **2004**, *108*, 2451-2456, doi:10.1021/jp037034o S1089-5639(03)07034-8
- Ny, T.-Z.; Choong, S.-P. Sur l'absorption ultraviolette de l'ozone. *Chinese J. Phys.* **1933**, *1*, 38-54.
- Ogawa, M. Absorption coefficients of O₂ at the Lyman-alpha line and its vicinity. *J. Geophys. Res.* **1968**, *73*, 6759-6763.
- Ogawa, M. Absorption cross sections of O₂ and CO₂ continua in the Schumann and far-uv regions. *J. Chem. Phys.* **1971**, *54*, 2550-2556.
- Ogawa, M.; Cook, G. R. Absorption coefficients of O₃ in the vacuum ultraviolet region. *J. Chem. Phys.* **1958**, *28*, 173-174.
- Ogawa, S.; Ogawa, M. Absorption cross sections of O₂ (a ¹Δ_g) and O₂(X ³Σ_g⁻) in the region from 1087 to 1700 Å. *Can. J. Phys.* **1975**, *53*, 1845-1852.
- Orphal, J. A Critical Review of the Absorption Cross-Sections of O₃ and NO₂ in the 240-790 nm Region, Part 1, Ozone, European Space Agency, ESA-ESTEC Noordwijk, ESA Technical Note MO-TN-ESA-GO-0302, 2002,
- Orphal, J. A critical review of the absorption cross-sections of O₃ and NO₂ in the ultraviolet and visible. *J. Photochem. Photobiol. A: Chem.* **2003**, *157*, 185-209, doi:10.1016/S1010-6030(03)00061-3.
- Oshima, Y.; Okamoto, Y.; Koda, S. Pressure effect of foreign gases on the Herzberg photoabsorption of oxygen. *J. Phys. Chem.* **1995**, *99*, 11830-11833.
- Paur, R. J.; Bass, A. M. In *Atmospheric Ozone*; Zerefos, C. S., Ghazi, A., Eds., 1985; pp 610-616.
- Petersen, M.; Viallon, J.; Moussay, P.; Wielgosz, R. I. Relative measurements of ozone absorption cross-sections at three wavelengths in the Hartley band using a well-defined UV laser beam. *J. Geophys. Res.* **2012**, *117*, D05301, doi:10.1029/2011jd016374.
- Pirre, M.; Rigaud, P.; Huguenin, D. New in situ measurements of the absorption cross-sections of O₂ in the Herzberg continuum. *Geophys. Res. Lett.* **1984**, *11*, 1199-1202.
- Pirre, M.; Rigaud, P.; Huguenin, D. In situ measurements of the absorption cross-sections of O₂ in the Herzberg continuum: The results of two different experiments. *Ann. Geophys.* **1988**, *6*, 535-540.
- Preston, W. M. The origin of radio fade-outs and the absorption coefficient of gases for light of wave-length 1215.7 Å. *Phys. Rev.* **1940**, *57*, 887-894.
- Samson, J. A. R.; Cairns, R. B. Absorption and photoionization cross sections of O₂ and N₂ at intense solar emission lines. *J. Geophys. Res.* **1964**, *69*, 4583-4590.
- Samson, J. A. R.; Cairns, R. B. Total absorption cross sections of H₂, N₂, and O₂ in the region 550-220 Å. *J. Opt. Soc. Am.* **1965**, *45*, 1035-1040.
- Saxon, R. P.; Slanger, T. G. Molecular oxygen absorption continua at 195-300 nm and O₂ radiative lifetimes. *J. Geophys. Res.* **1986**, *91*, 9877-9879.
- Serdyuchenko, A.; Gorshelev, V.; Weber, M.; Chehade, W.; Burrows, J. P. High spectral resolution ozone absorption cross-sections – Part 2: Temperature dependence. *Atmos. Meas. Tech.* **2014**, *7*, 625-636, doi:10.5194/amt-7-625-2014.
- Shardanand Absorption cross sections of O₂ and O₄ between 2000 and 2800 Å. *Phys. Rev.* **1969**, *186*, 5-9.

- Shardanand; Rao, A. D. P. Collision-induced absorption of O₂ in the Herzberg continuum. *J. Quant. Spectrosc. Radiat. Transfer* **1977**, *17*, 433-439.
- Silvente, E.; Richter, R. C.; Zheng, M.; Saltzman, E. S.; Hynes, A. J. Relative quantum yields for O(¹D) production in the photolysis of ozone between 301 and 336 nm: evidence for the participation of a spin-forbidden channel. *Chem. Phys. Lett.* **1997**, *264*, 309-315.
- Simons, J. W.; Paur, R. J.; Webster III, H. A.; Bair, E. J. Ozone ultraviolet photolysis. VI. The ultraviolet spectrum. *J. Chem. Phys.* **1973**, *59*, 1203-1208.
- Slanger, T. G.; Huestis, D. L.; Cosby, P. C.; Naus, N.; Meijer, G. O₂ photoabsorption in the 40950-41300 cm⁻¹ region: New Herzberg bands, new absorption lines, and improved spectroscopic data. *J. Chem. Phys.* **1996**, *105*, 9393-9402.
- Smith, G. D.; Molina, L. T.; Molina, M. J. Temperature dependence of O(¹D) quantum yields from the photolysis of ozone between 295 and 338 nm. *J. Phys. Chem. A* **2000**, *104*, 8916-8921, doi:10.1021/jp001006d.
- Starr, W. L.; Loewenstein, M. Total absorption cross sections of several gases of aeronomic interest at 584 Å. *J. Geophys. Res.* **1972**, *77*, 4790-4796.
- Steinfeld, J. I.; Adler-Golden, S. M.; Gallagher, J. W. Critical survey of data on the spectroscopy and kinetics of ozone in the mesosphere and thermosphere. *J. Phys. Chem. Ref. Data* **1987**, *16*, 911-951.
- Taherian, M. R.; Slanger, T. G. Products and yields from O₃ photodissociation at 1576 Å. *J. Chem. Phys.* **1985**, *83*, 6246-6250.
- Takahashi, K.; Hayashi, S.; Matsumi, Y.; Taniguchi, N.; Hayashida, S. Quantum yields of (O¹D) formation in the photolysis of ozone between 230 and 308 nm. *J. Geophys. Res.* **2002**, *107*, 4440, doi:10.1029/2001JD002048.
- Takahashi, K.; Matsumi, Y.; Kawasaki, M. Photodissociation processes of ozone in the Huggins band at 308-326 nm: Direct observation of O(¹D₂) and O(³P_j) products. *J. Phys. Chem.* **1996**, *100*, 4084-4089.
- Takahashi, T.; Nakayama, T.; Matsumi, Y. Vacuum ultraviolet laser-induced fluorescence detection of O(¹S) atoms produced in the 193 nm photolysis of ozone. *J. Phys. Chem. A* **2003**, *107*, 9368-9373, doi:10.1021/jp0346864.
- Talukdar, R. K.; Gilles, M. K.; Battin-Leclerc, F.; Ravishankara, A. R.; Fracheboud, J.-M.; Orlando, J. J.; Tyndall, G. S. Photolysis of ozone at 308 and 248 nm: Quantum yield of O(¹D) as a function of temperature. *Geophys. Res. Lett.* **1997**, *24*, 1091-1094.
- Talukdar, R. K.; Longfellow, C. A.; Gilles, M. K.; Ravishankara, A. R. Quantum yields of O(¹D) in the photolysis of ozone between 289 and 329 nm as a function of temperature. *Geophys. Res. Lett.* **1998**, *25*, 143-146.
- Tanaka, Y.; Inn, E. C. Y.; Watanabe, K. Absorption coefficients of gases in the vacuum ultraviolet. Part IV. Ozone. *J. Chem. Phys.* **1953**, *21*, 1651-1653.
- Tanaka, Y.; Jursa, A. S.; LeBlanc, F. J.; Inn, E. C. Y. Spectroscopic study of the afterglows of N₂ and (N₂ + O₂) in the vacuum region. *Planet. Space Sci.* **1959**, *1*, 7-13.
- Trolier, M.; Wiesenfeld, J. R. Relative quantum yield of O(¹D₂) following ozone photolysis between 275 and 325 nm. *J. Geophys. Res.* **1988**, *93*, 7119-7124.
- Turnipseed, A. A.; Vaghjiani, G. L.; Gierczak, T.; Thompson, J. E.; Ravishankara, A. R. The photochemistry of ozone at 193 and 222 nm. *J. Chem. Phys.* **1991**, *95*, 3244-3251.
- Vassy, A.; Vassy, E. Effect of temperature on the absorption spectrum of ozone: Chappuis Bands. *J. Chem. Phys.* **1948**, *16*, 1163-1164.
- Vattulainen, J.; Wallenius, L.; Stenberg, J.; Hernberg, R.; Linna, V. Experimental determination of SO₂, C₂H₂, and O₂ UV absorption cross sections at elevated temperatures and pressures. *Appl. Spectrosc.* **1997**, *57*, 1311-1315.
- Viallon, J.; Lee, S.; Moussay, P.; Tworek, K.; Petersen, M.; Wielgosz, R. I. Accurate measurements of ozone absorption cross-sections in the Hartley band. *Atmos. Meas. Tech.* **2015**, *8*, 1245-1257, doi:10.5194/amt-8-1245-2015.
- Vigroux, E. Contribution a l'étude expérimentale de l'absorption de l'ozone. *Ann. Phys.* **1953**, *8*, 709-762.
- Vigroux, E. Physique de l'atmosphère. - Détermination des coefficients moyens d'absorption de l'ozone pour le spectrometre Dobson. Note. *C. R. Acad. Sci. Paris* **1967**, *264*, 1290-1291.
- Vigroux, E. Coefficients d'absorption de l'ozone dans la bande de Hartley. *Ann. Geophys.* **1969**, *25*, 169-172.
- Voigt, S.; Orphal, J.; Bogumil, K.; Burrows, J. P. The temperature dependence (203-293 K) of the absorption cross sections of O₃ in the 230-850 nm region measured by Fourier-transform spectroscopy. *J. Photochem. Photobiol. A: Chem.* **2001**, *143*, 1-9.
- Wainfan, N.; Walker, W. C.; Weessler, G. L. Photoionization efficiencies and cross sections in O₂, N₂, CO₂, A, H₂O, H₂, and CH₄. *Phys. Rev.* **1955**, *99*, 542-549.
- Wang, J.; McCoy, D. G.; Blake, A. J.; Torop, L. Effect of the close approach of potential curves in photoabsorption by atomic molecules – II. Temperature dependence of the O₂ cross section in the region 130-160 nm. *J. Quant. Spectrosc. Radiat. Transfer* **1987**, *38*, 19-27.

- Watanabe, K.; Inn, E. C. Y.; Zelikoff, M. Absorption coefficients of gases in the vacuum ultraviolet. *J. Chem. Phys.* **1952**, *20*, 1969-1970.
- Watanabe, K.; Inn, E. C. Y.; Zelikoff, M. Absorption coefficients of oxygen in the vacuum ultraviolet. *J. Chem. Phys.* **1953**, *21*, 1026-1030.
- Watanabe, K.; Marmo, F. F. Photoionization and total absorption cross section of gases. II. O₂ and N₂ in the region 850-1500 Å. *J. Chem. Phys.* **1956**, *25*, 965-971.
- Weissler, G. L.; Lee, P. Absorption coefficients of oxygen in the vacuum ultraviolet. *J. Opt. Soc. Am.* **1952**, *42*, 200-203.
- WMO *Atmospheric Ozone: 1985*; National Aeronautics and Space Administration: Geneva, Report No. 16, Chapter 7, 1986.
- Wu, C. Y. R.; Judge, D. L.; Matsui, T. High-temperature ultrahigh-resolution absorption cross-section measurements of O₂ in the EUV region. *J. Electron Spectrosc. Related Phenom.* **2005**, *144-147*, 123-126, doi:10.1016/j.elspec.2005.01.047.
- Yoshino, K.; Cheung, A. S. C.; Esmond, J. R.; Parkinson, W. H.; Freeman, D. E.; Guberman, S. L.; Jenouvrier, A.; Coquart, B.; Merienne, M. F. Improved absorption cross sections of oxygen in the wavelength region 205-240 nm of the Herzberg continuum. *Planet. Space Sci.* **1988**, *36*, 1469-1475.
- Yoshino, K.; Esmond, J. R.; Cheung, A. S.-C.; Freeman, D. E.; Parkinson, W. H. High resolution absorption cross sections in the transmission window region of the Schumann-Runge bands and Herzberg continuum of O₂. *Planet. Space Sci.* **1992**, *40*, 185-192.
- Yoshino, K.; Esmond, J. R.; Cheung, A. S. C.; Freeman, D. E.; Parkinson, W. H. Band oscillator strengths of the (2,1)-(12,1) Schumann-Runge bands of O₂ from absolute absorption cross-section measurements at room temperature. *J. Geophys. Res.* **1990**, *95*, 11743.
- Yoshino, K.; Esmond, J. R.; Freeman, D. E.; Parkinson, W. H. Measurements of absolute absorption cross sections of ozone in the 185- to 254-nm wavelength region and the temperature dependence. *J. Geophys. Res.* **1993**, *98*, 5205-5211.
- Yoshino, K.; Esmond, J. R.; Murray, J. E.; Parkinson, W. H.; Thorne, A. P.; Learner, R. C. M.; Cox, G. Band oscillator strengths of the Herzberg I bands of O₂. *J. Chem. Phys.* **1995**, *103*, 1243-1249.
- Yoshino, K.; Esmond, J. R.; Parkinson, W. H.; Thorne, A. P.; Learner, R. C. M.; Cox, G. Fourier transform spectroscopy and cross-section measurements of the Herzberg II bands of O₂ at 295 K. *J. Chem. Phys.* **1999**, *111*, 2960-2967.
- Yoshino, K.; Esmond, J. R.; Parkinson, W. H.; Thorne, A. P.; Learner, R. C. M.; Cox, G.; Cheung, A. S.-C. Fourier transform spectroscopy and cross section measurements of the Herzberg III bands of O₂ at 295 K. *J. Chem. Phys.* **2000**, *112*, 9791-9801.
- Yoshino, K.; Freeman, D. E.; Esmond, J. R.; Friedman, R. S.; Parkinson, W. H. High-resolution absorption cross-sections and band oscillator-strengths of the Schumann-Runge absorption-bands of isotopic oxygen, ¹⁸O₂, at 79 K. *Planet. Space Sci.* **1988**, *36*, 1201-1210.
- Yoshino, K.; Freeman, D. E.; Esmond, J. R.; Friedman, R. S.; Parkinson, W. H. High-resolution absorption cross-sections and band oscillator-strengths of the Schumann-Runge absorption-bands of isotopic oxygen, (¹⁶O¹⁸O), at 79-K. *Planet. Space Sci.* **1989**, *37*, 419-426.
- Yoshino, K.; Freeman, D. E.; Esmond, J. R.; Parkinson, W. H. High-resolution absorption cross-sections and band oscillator-strengths of the Schumann-Runge bands of oxygen at 79-K. *Planet. Space Sci.* **1987**, *35*, 1067-1075.
- Yoshino, K.; Freeman, D. E.; Esmond, J. R.; Parkinson, W. H. Absolute absorption cross-section measurements of ozone in the wavelength region 238-335 nm and the temperature-dependence. *Planet. Space Sci.* **1988**, *36*, 395-398.
- Yoshino, K.; Freeman, D. E.; Parkinson, W. H. Atlas of the Schumann-Runge absorption bands of O₂ in the wavelength region 175-205 nm. *J. Phys. Chem. Ref. Data* **1984**, *13*, 207-227.
- Yoshino, K.; Freeman, D. F.; Esmond, J. R.; Parkinson, W. H. High-resolution absorption cross-section measurements and band oscillator-strengths of the (1,0)-(12,0) Schumann-Runge bands of O₂. *Planet. Space Sci.* **1983**, *31*, 339-353
- Yoshino, K.; Huestis, D. L.; Nicholls, R. W. Comment on the Herzberg Continuum. *J. Quant. Spectrosc. Radiat. Transfer* **1998**, *60*, 1091.
- Yoshino, K.; Murray, J. E.; Esmond, J. R.; Sun, Y.; Parkinson, W. H.; Thorne, A. P.; Learner, R. C. M.; Cox, G. Fourier transform spectroscopy of the Herzberg I bands of O₂. *Can. J. Phys.* **1994**, *72*, 1101-1108.
- Yoshino, K.; Parkinson, W. H.; Ito, K.; Matsui, T. Absolute absorption cross-section measurements of Schumann-Runge continuum of O₂ at 90 and 295 K. *J. Mol. Spectrosc.* **2005**, *229*, 238-243, doi:10.1016/j.jms.2004.08.020.

SECTION 4B. HO_x PHOTOCHEMISTRY

B1. HO₂ (hydroperoxyl radical)

[Back to Index](#)



(Recommendation: 06-2; Note: 10-6; Evaluated: 10-6)

Absorption Cross Sections: UV absorption cross sections of HO₂ in the wavelength range 190–260 nm have been measured at room temperature by Paukert and Johnston,¹² Hohanadel et al.,⁴ Cox and Burrows,¹ McAdam et al.,¹⁰ Kurylo et al.,⁵ Moortgat et al.,¹¹ Dagaut and Kurylo,³ Lightfoot and Jemi-Alade,⁸ who measured the cross sections at temperatures up to 777 K, Crowley et al.,² Maricq and Szente,⁹ Roehl et al.,¹³ and Sander et al.¹⁴ The HO₂ absorption cross section studies have been evaluated in reviews by Lightfoot et al.,⁷ Wallington et al.,¹⁶ and Tyndall et al.¹⁵ Discrepancies in the shape of the HO₂ spectrum and its absolute cross sections, particularly around 200 nm, exist among the available studies. Tyndall et al.¹⁵ recommend absolute HO₂ cross sections based on a comparison of absorption cross sections for HO₂, CH₃O₂ and C₂H₅O₂ at 240 nm obtained by Roehl et al., Lightfoot and Jemi-Alade, and Maricq and Szente combined with the measurements by Crowley et al.² at 240 nm. Tyndall et al.¹⁵ used the expression

$$\sigma = \frac{\sigma_{\text{med}}}{\left(1 - \frac{b}{\nu}\right)} \exp \left\{ -a \left[\ln \frac{(\nu - b)}{(\nu_{\text{med}} - b)} \right]^2 \right\}$$

where $\sigma_{\text{med}} = 1.64 \times 10^{-18} \text{ cm}^2 \text{ molecule}^{-1}$, $a = 4.91$, $b = 30612 \text{ cm}^{-1}$ and $\nu_{\text{med}} = 50260 \text{ cm}^{-1}$ that reproduces the HO₂ spectrum over the wavelength range 190–250 nm. They recommend that the spectrum be treated as temperature independent over the range 200–300 K. The recommended HO₂ cross sections in Table 4B-1 are taken from the Tyndall et al.¹⁵ review.

Photolysis Quantum Yield and Product Studies: Lee⁶ detected O(¹D) as a primary photodissociation product of HO₂ at 193 and 248 nm with a quantum yield that is about 15 times larger at the longer wavelength. An absolute quantum yield for O(¹D) production has not been reported.

Table 4B-1. Recommended Absorption Cross Sections of HO₂ at 298 K

λ (nm)	$10^{20} \sigma$ (cm ²)
190	368
195	402
200	423
205	427
210	415
215	385
220	341
225	288
230	230
235	173
240	122
245	79.7
250	48.0
255	26.3
260	12.9

Note:

Tyndall et al.¹⁵ review

- (1) Cox, R. A.; Burrows, J. P. Kinetics and mechanism of the disproportionation of HO₂ in the gas phase. *J. Phys. Chem.* **1979**, *83*, 2560-2568, doi:10.1021/j100483a002.
- (2) Crowley, J. N.; Simon, F. G.; Burrows, J. P.; Moortgat, G. K.; Jenkin, M. E.; Cox, R. A. The HO₂ radical UV absorption spectrum measured by molecular modulation, UV/diode-array spectroscopy. *J. Photochem. Photobiol. A: Chem.* **1991**, *60*, 1-10.

- (3) Dagaut, P.; Kurylo, M. J. The gas phase UV absorption spectrum of CH₃O₂ radicals: A reinvestigation. *J. Photochem. Photobiol. A: Chem.* **1990**, *51*, 133-140.
- (4) Hochanadel, C. J.; Ghormley, J. A.; Ogren, P. J. Absorption spectrum and reaction kinetics of the HO₂ radical in the gas phase. *J. Chem. Phys.* **1972**, *56*, 4426-4432, doi:10.1063/1.1677885.
- (5) Kurylo, M. J.; Wallington, T. J.; Ouellette, P. A. Measurements of the UV absorption cross-sections for HO₂ and CH₃O₂ in the gas phase. *J. Photochem.* **1987**, *39*, 201-215.
- (6) Lee, L. C. Observation of O(¹D) produced from photodissociation of HO₂ at 193 and 248 nm. *J. Chem. Phys.* **1982**, *76*, 4909-4915, doi:10.1063/1.442836.
- (7) Lightfoot, P. D.; Cox, R. A.; Crowley, J. N.; Destriau, M.; Hayman, G. D.; Jenkin, M. E.; Moortgat, G. K.; Zabel, F. Organic peroxy radicals: Kinetics, spectroscopy, and tropospheric chemistry. *Atmos. Environ.* **1992**, *26A*, 1805-1961.
- (8) Lightfoot, P. D.; Jemi-Alade, A. A. The temperature dependence of the UV spectra of the HO₂ and CH₃O₂ radicals. *J. Photochem. Photobiol. A: Chem.* **1991**, *59*, 1-10.
- (9) Maricq, M. M.; Szente, J. J. A kinetic study of the reaction between ethylperoxy radicals and HO₂. *J. Phys. Chem.* **1994**, *98*, 2078-2082, doi:10.1021/j100059a016.
- (10) McAdam, K.; Veyret, B.; Lesclaux, R. UV absorption spectra of HO₂ and CH₃O₂ radicals and the kinetics of their mutual reactions at 298 K. *Chem. Phys. Lett.* **1987**, *133*, 39-44.
- (11) Moortgat, G.; Veyret, B.; Lesclaux, R. Absorption spectrum and kinetics of reactions of the acetylperoxy radical. *J. Phys. Chem.* **1989**, *93*, 2362-2368, doi:10.1021/j100343a032.
- (12) Paukert, T. T.; Johnston, H. S. Spectra and kinetics of the hydroperoxyl free radical in the gas phase. *J. Chem. Phys.* **1972**, *56*, 2824-2838.
- (13) Roehl, C. M.; Bauer, D.; Moortgat, G. K. Absorption spectrum and kinetics of the acetylperoxy radical. *J. Phys. Chem.* **1996**, *100*, 4038-4047.
- (14) Sander, S. P.; Peterson, M.; Watson, R. T.; Patrick, R. Kinetics studies of the HO₂ + HO₂ and DO₂ + DO₂ reactions at 298 K. *J. Phys. Chem.* **1982**, *86*, 1236-1240, doi:10.1021/j100397a002.
- (15) Tyndall, G. S.; Cox, R. A.; Granier, C.; Lesclaux, R.; Moortgat, G. K.; Pilling, M. J.; Ravishankara, A. R.; Wallington, T. J. Atmospheric chemistry of small organic peroxy radicals. *J. Geophys. Res.* **2001**, *106*, 12157-12182.
- (16) Wallington, T. J.; Dagaut, P.; Kurylo, M. J. Ultraviolet absorption cross sections and reaction kinetics and mechanisms for peroxy radicals in the gas phase. *Chem. Rev.* **1992**, *92*, 667-710.

B2. H₂O (water)

[Back to Index](#)

H ₂ O + hv	→ O(³ P) + H ₂	486 kJ mol ⁻¹	246 nm	(1)
	→ OH(X ² Π) + H	496 kJ mol ⁻¹	242 nm	(2)
	→ O(¹ D) + H ₂	684 kJ mol ⁻¹	175 nm	(3)
	→ OH(A ² Σ ⁺) + H	893 kJ mol ⁻¹	134 nm	(4)
	→ O(³ P) + H + H	927 kJ mol ⁻¹	129 nm	(5)

(Recommendation: 10-6, Note: 10-6, Evaluated: 10-6)

Absorption Cross Sections: The VUV absorption spectrum of water vapor can be divided up into four main regions: (i) a broad continuum at wavelengths 145–190 nm with a maximum around 165 nm and the cross sections falling off rapidly toward longer wavelengths; (ii) a second continuum centered around 128 nm, which shows some diffuse vibrational structure; (iii) between 124–100 nm the absorption spectrum is dominated by progressions of sharp structured rovibronic peaks associated with Rydberg transitions; (iv) below 100 nm the spectrum is also a continuum consisting of two diffuse bands with maxima near 90 and 65 nm. In the atmosphere, water vapor is photodissociated mainly by the solar Lyman- α line (121.567 nm). The absorption cross sections and the photochemistry of water vapor were reviewed by Hudson,^{22,23} Hudson and Kiefer,²⁴ Calvert and Pitts,⁶ and Okabe.³⁸ Table 4-B2 summarizes the studies performed since 1950.

Table 4B-2. Summary of H₂O Vapor Absorption Cross Section Studies

Study	Year	Molecule	Wavelength (nm)	Resolution (nm)	Temperature (K)
Wilkinson and Johnston ⁵³	1950	H ₂ O	143–186	0.1	303
Watanabe and Zelikoff ⁵²	1953	H ₂ O	106–185	0.1	298
Wainfan et al. ⁵⁰	1955	H ₂ O	47–100	1.0	298
Harrison et al. ²⁰	1959	H ₂ O	154–200	0.3	295
Thompson et al. ⁴⁷	1963	H ₂ O	150–200	0.3	295
Metzger and Cook ³⁴	1964	H ₂ O	58.4–99	0.1	295
Watanabe and Jursa ⁵¹	1964	H ₂ O	85–111	0.1	295
Laufer and McNesby ²⁸	1965	H ₂ O, D ₂ O	120–185	0.1	298
Schürgers and Welge ⁴¹	1968	H ₂ O	120–183	0.25	298
de Reilhac and Damany ¹⁵	1970	H ₂ O, D ₂ O	11.1–41.7	0.1	298
Bennett et al. ³	1971	H ₂ O	58.4	0.1	295
Katayama et al. ²⁶	1973	H ₂ O, D ₂ O	58–105	0.05	298
Branton and Brion ⁴	1974	H ₂ O	12–113, 138, 177, 248	0.1	298
Gürtler et al. ¹⁹	1977	H ₂ O, D ₂ O	60–125	0.003	298
Phillips et al. ⁴⁰	1977	H ₂ O, D ₂ O	18–79	0.1	298
Tan et al. ⁴⁴	1978	H ₂ O	21–124, 138, 155, 177, 207	0.1	298
DeMore ¹⁶	1979	H ₂ O	184.9	0.1	298
Lee ²⁹	1980	H ₂ O	105–137	0.2	294
Nicolet ³⁷	1981	H ₂ O	121.6	Calc J	230
Lewis et al. ³¹	1983	H ₂ O	121.4–121.9	0.005	235, 292, 367
Kley ²⁷	1984	H ₂ O	121.6	0.005	298
Camy-Peyret et al. ⁷	1985	H ₂ O	396.0–606.1	0.0127 cm ⁻¹	300
Mandin et al. ³²	1986	H ₂ O	606.1–757.6	0.0127 cm ⁻¹	300
Lee and Suto ³⁰	1986	H ₂ O, D ₂ O	50–190	0.2	295
Chan et al. ⁹	1993	H ₂ O	6.2–206.6	0.5	298
Yoshino et al. ⁵⁴	1996	H ₂ O	120–188	0.0070	295
Brownsword et al. ⁵	1997	H ₂ O	121.6	0.002	300
Cantrell et al. ⁸	1997	H ₂ O, D ₂ O	184–193	0.2	273–353
Hofzumahaus et al. ²¹	1997	H ₂ O	184.9	0.1	298
Creasey et al. ¹⁴	2000	H ₂ O	184.9	0.1	298
Chung et al. ¹²	2001	H ₂ O, D ₂ O HDO	140–195	0.1	295, 275, 250
The Harvard-Smithsonian Center for Astrophysics ¹	2001	H ₂ O	107.2–108.0 111.2–111.8 123.3–124.5	0.0002 0.0002 0.0007	295, 80 295 295, 80
Vatsa and Volpp ⁴⁹	2001	H ₂ O	121.567	0.0006	300
Coheur et al. ¹³	2002	H ₂ O	385–758	0.06 cm ⁻¹	291.3
Tanaka et al. ⁴⁵	2002	H ₂ ¹⁸ O	606.5–688.7	0.06 cm ⁻¹	298
Fally et al. ¹⁷	2003	H ₂ O	384.6–769.2	0.06 cm ⁻¹	289 ± 2
Mérienne et al. ³³	2003	H ₂ O	769.2–1081.1	0.03 cm ⁻¹	292 ± 3
Parkinson and Yoshino ³⁹	2003	H ₂ O	181–199	0.0066	295
Cheng et al. ¹⁰	2004	H ₂ O, D ₂ O HDO	125–145	0.01	300
Fillion et al. ¹⁸	2004	H ₂ O, D ₂ O	99.9–113.9	0.01 cm ⁻¹	298
Tanaka et al. ⁴⁶	2004	H ₂ ¹⁸ O	584.1–688.7	0.06 cm ⁻¹	298
Aldener et al. ²	2005	H ₂ O	870–955	0.01 cm ⁻¹	298
Mota et al. ³⁶	2005	H ₂ O	114.8–193.9	0.075	298
Kassi et al. ²⁵	2005	H ₂ O	747.5–751.2	0.06 cm ⁻¹	298

The cross sections in the VUV band in the range 6 to 110 nm measured by Katayama et al.,²⁶ Gürtler et al.,¹⁹ Phillips et al.,⁴⁰ Tan et al.,⁴⁴ Lee and Suto,³⁰ Chan et al.⁹ are in good agreement, whereas the data of Wainfan

et al.,⁵⁰ Metzger and Cook,³⁴ de Reilhac and Damany,¹⁵ Bennett et al.,³ and Branton and Brion⁴ show substantial deviations.

In the strong structured region between 100 and 125 nm, cross sections were measured at low resolution by Watanabe and Zelikoff,⁵² Watanabe and Jursa,⁵¹ Tan et al.,⁴⁴ Lee,²⁹ Lee and Suto,³⁰ Chan et al.,⁹ and at high resolution by Gürtler et al.,¹⁹ Lewis et al.,³¹ The Harvard-Smithsonian Center for Astrophysics,¹ Fillion et al.,¹⁸ and Mota et al.³⁶

Absorption cross sections were reported at the Lyman- α wavelength, 121.567 nm, in units 10^{-17} cm² molecule⁻¹, to be 1.44 ± 0.04 by Watanabe and Zelikoff,⁵² 1.4 ± 0.3 by Nicolet,³⁷ 1.5 ± 0.1 by Gürtler et al.,¹⁹ 1.55 ± 0.1 by Lewis et al.,³¹ 1.59 ± 0.1 by Kley,²⁷ 1.42 ± 0.1 by Lee,²⁹ 1.3 ± 0.05 by Chan et al.,⁹ 1.4 ± 0.03 by Yoshino et al.,⁵⁴ 1.6 ± 0.1 by Brownsword et al.,⁵ and 1.6 ± 0.1 by Vatsa and Volpp.⁴⁹ An average value $(1.48 \pm 0.10) \times 10^{-17}$ cm² molecule⁻¹ for the absorption cross section at the Lyman- α wavelength 121.567 nm is recommended.

In the weak structured region between 125 and 140 nm, measurements at low resolution were reported by Watanabe and Zelikoff,⁵² Laufer and McNesby,²⁸ Schürgers and Welge,⁴¹ Branton and Brion,⁴ Tan et al.,⁴⁴ Lee,²⁹ Lee and Suto,³⁰ Chan et al.,⁹ and at high resolution by Yoshino et al.,⁵⁴ Cheng et al.,¹⁰ and Mota et al.³⁶

In the broad continuum at long wavelengths 145–190 nm, measurements at low resolution were performed by Wilkinson and Johnston,⁵³ Watanabe and Zelikoff,⁵² Harrison et al.,²⁰ Thompson et al.,⁴⁷ Laufer and McNesby,²⁸ Schürgers and Welge,⁴¹ Branton and Brion,⁴ Tan et al.,⁴⁴ Lee and Suto,³⁰ Chan et al.,⁹ and at high resolution by Yoshino et al.,⁵⁴ Chung et al.,¹² and Mota et al.³⁶

In the tail of the absorption band in the wavelength range 185–200 nm, measurements were reported by Cantrell et al.,⁸ Creasey et al.,¹⁴ Chung et al.,¹² Parkinson and Yoshino,³⁹ and Mota et al.³⁶ At the 184.94 nm Hg line, absorption cross sections were measured, in units 10^{-20} cm² molecule⁻¹, to be 7.8 by DeMore,¹⁶ 7.14 ± 0.2 by Cantrell et al.,⁸ 7.22 ± 0.22 by Creasey et al.,¹⁴ 10.1 ± 0.1 by Yoshino et al.,⁵⁴ 7.0 by Hofzumahaus et al.,²¹ and 7.3 (a value measured by J. Crowley, cited by Hofzumahaus et al.²¹). Based on the latter studies, the recommended value for the absorption cross section at 184.94 nm is $(7.1 \pm 0.2) \times 10^{-20}$ cm² molecule⁻¹ at 298 K.

High resolution spectra of water vapor and complete sets of line parameters have been measured in the visible region by Camy-Peyret et al.⁷ (369–606 nm), Mandin et al.³² (606–758 nm), Fally et al.¹⁷ (385–769 nm), Coheur et al.¹³ (385–769 nm), and for H₂¹⁸O by Tanaka et al.⁴⁶ (584–689 nm), and Tanaka et al.⁴⁵ (606–689 nm); in the near infrared by Mérienne et al.³³ (769–1081 nm), Aldener et al.² (926–952 nm), and Kassi et al.²⁵ (747–752 nm).

The recommended absorption cross sections listed in Table 4B-3 are taken from Yoshino et al.⁵⁴ for the range 121–182 nm, from Cantrell et al.⁸ for the range 183–191 nm, and from the interpolated data of Parkinson and Yoshino³⁹ for the range 192–198 nm.

Photolysis Quantum Yield and Product Studies: Stief et al.⁴³ reported a relative quantum yield of process (2) $\Phi_2[\text{H} + \text{OH}(\text{X}^2\Pi)] = 0.89$ and process (3) $\Phi_3[\text{H}_2 + \text{O}(\text{D})] = 0.11$ for the wavelength interval 105–145 nm, and $\Phi_2[\text{H} + \text{OH}(\text{X}^2\Pi)] \geq 0.99$ and $\Phi_3[\text{H}_2 + \text{O}(\text{D})] \leq 0.01$ for the interval 145–185 nm. Lee²⁹ measured the quantum yield of the emission of $\text{OH}(\text{A}^2\Sigma^+) \rightarrow \text{OH}(\text{X}^2\Pi)$ produced in process (4), varying between 2 and 11% in the wavelength range 105–135 nm. The quantum yields show a maximum of 11% at 130 nm, decreasing slowly with decreasing wavelengths. Ung⁴⁸ measured the relative quantum yields $\Phi_2[\text{H} + \text{OH}(\text{X}^2\Pi)] = 0.92$ and $\Phi_3[\text{H}_2 + \text{O}(\text{D})] = 0.08$ for the photolysis at 147 nm. At the Lyman- α wavelength (121.567 nm) a quantum yield for H atoms, Φ_{H} , of 1.02 was determined by Slanger and Black.⁴² They also measured a quantum yield for processes (2) + (4), $\Phi_2[\text{H} + \text{OH}(\text{X}^2\Pi)] + \Phi_4[\text{OH}(\text{A}^2\Sigma^+) + \text{H}]$, of 0.78, for process (3), $\Phi_3[\text{O}(\text{D}) + \text{H}_2]$, of 0.10, and for process (5), $\Phi_5[\text{O}(\text{P}) + \text{H} + \text{H}]$, of 0.12. Chou et al.¹¹ photolyzed HTO at 174 nm and estimated $\Phi_1 \leq 0.003$ for the formation of $\text{HT} + \text{O}(\text{P})$ and $\Phi_2 \sim 1$ for the processes leading to $\text{H} + \text{OT}$ and $\text{T} + \text{OH}$. Mordaunt et al.³⁵ determined the absolute branching for the photodissociation channels at 121.567 nm as $\Phi_2[\text{H} + \text{OH}(\text{X}^2\Pi)] = 0.64$, $\Phi_3[\text{O}(\text{D}) + \text{H}_2] = 0.11$, $\Phi_4[\text{OH}(\text{A}^2\Sigma^+) + \text{H}] = 0.14$, and $\Phi_5[\text{O}(\text{P}) + \text{H} + \text{H}] = 0.11$.

Table 4B-3. Recommended Absorption Cross Sections of H₂O Vapor at 298 K

λ (nm)	$10^{20} \sigma$ (cm ²)	λ (nm)	$10^{20} \sigma$ (cm ²)	λ (nm)	$10^{20} \sigma$ (cm ²)	λ (nm)	$10^{20} \sigma$ (cm ²)
121.0	624	133.0	494	151	141	176	284
121.5	1276	133.5	513	152	165	177	240
121.567	1480	134.0	424	153	197	178	193
122.0	1689	134.5	382	154	211	179	140
122.5	826	135.0	367	155	236	180	90.0
123.0	283	135.5	310	156	266	181	54.6
123.5	589	136.0	251	157	295	182	32.9
124.0	1332	136.5	257	158	327	183	16.9
124.5	663	137.0	204	159	354	184	12.1
125.0	619	137.5	195	160	385	185	6.78
125.5	693	138.0	177	161	413	186	4.39
126.0	706	138.5	129	162	434	187	2.71
126.5	768	139.0	126	163	456	188	1.77
127.0	800	139.5	125	164	480	199	1.08
127.5	780	140	100	165	499	190	0.672
128.0	854	141	82.3	166	509	191	0.464
128.5	820	142	64.1	167	510	192	0.30
129.0	777	143	57.1	168	508	193	0.21
129.5	819	144	56.4	169	502	194	0.16
130.0	718	145	58.0	170	492	195	0.13
130.5	733	146	65.8	171	470	196	0.11
131.0	699	147	75.2	172	435	197	0.10
131.5	601	148	84.9	173	394	198	0.09
132.0	667	149	101	174	353		
132.5	538	150	120	175	319		

Note:

121.567 nm: average value (see note)

121–182 nm: data integrated from Yoshino et al.⁵⁴

183–191 nm: Cantrell et al.⁸

192–198 nm: data interpolated from Parkinson and Yoshino³⁹

- (1) Harvard-Smithsonian Center for Astrophysics, "Atomic and Molecular Physics Database", **2009**, <http://cfa-www.harvard.edu/amdata/ampdata/cfamols.html>.
- (2) Aldener, M.; Brown, S. S.; Stark, H.; Daniel, J. S.; Ravishankara, A. R. Near-IR absorption of water vapor: Pressure dependence of line strengths and an upper limit for continuum absorption. *J. Mol. Spectrosc.* **2005**, *232*, 223-230, doi:10.1016/j.jms.2005.04.011.
- (3) Bennett, S. W.; Tellinghuisen, J. B.; Phillips, L. F. Absorption coefficients and ionization yields of some small molecules at 58.4 nm. *J. Phys. Chem.* **1971**, *75*, 719-721.
- (4) Branton, G. R.; Brion, C. E. Total absorption and the energy dependence of the partial oscillator strengths for "Photoionization" of the valence orbitals of H₂O using an electron-electron coincidence method. *J. Electron Spectrosc. Relat. Phenom.* **1974**, *3*, 129-135.
- (5) Brownsword, R. A.; Hillenkamp, M.; Laurent, T.; Vatsa, R. K.; Volpp, H.-R.; Wolfrum, J. Photodissociation dynamics of the chloromethanes at the Lyman- α wavelength (121.6 nm). *J. Chem. Phys.* **1997**, *106*, 1359-1366.
- (6) Calvert, J. G.; Pitts, J. N. In *Photochemistry*; John Wiley & Sons, Inc.: New York, 1966; pp 230-231.
- (7) Camy-Peyret, C.; Flaud, J.-M.; Mandin, J.-Y.; Chevillard, J.-P.; Brault, J.; Ramsay, D. A.; Vervloet, M.; Chauville, J. The high-resolution spectrum of water vapor between 16500 and 25250 cm⁻¹. *J. Mol. Spectrosc.* **1985**, *113*, 208-228.
- (8) Cantrell, C. A.; Zimmer, A.; Tyndall, G. S. Absorption cross sections for water vapor from 183 to 193 nm. *Geophys. Res. Lett.* **1997**, *24*, 2195-2198, 2687 (Erratum).
- (9) Chan, W. F.; Cooper, G.; Brion, C. E. The electronic spectrum of water in the discrete and continuum regions. Absolute optical oscillator strengths for photoabsorption (6–200 eV). *Chem. Phys.* **1993**, *178*, 387-401.

- (10) Cheng, B.-M.; Chung, C.-Y.; Bahou, M.; Lee, Y.-P.; Lee, L. C.; van Harreveld, R.; van Hemert, M. C. Quantitative spectroscopic and theoretical study of the optical absorption spectra of H₂O, HOD, and D₂O in the 125–145 nm region. *J. Chem. Phys.* **2004**, *120*, 224-229, doi:10.1063/1.1630304.
- (11) Chou, C. C.; Lo, J. G.; Rowland, F. S. Primary processes in the photolysis of water vapor at 174 nm. *J. Chem. Phys.* **1974**, *60*, 1208-1210.
- (12) Chung, C.-Y.; Chew, E. P.; Cheng, B.-M.; Bahou, M.; Lee, Y.-P. Temperature dependence of absorption cross-section of H₂O, HDO, and D₂O in the spectral region 140-193 nm. *Nucl. Instr. Meth. Phys. Res. A* **2001**, *467-468*, 1572-1576.
- (13) Coheur, P.-F.; Fally, S.; Carleer, M.; Clerbaux, C.; Colin, R.; Jenouvrier, A.; Mérienne, M.-F.; Hermans, C.; Vandaele, A. C. New water vapor line parameters in the 26000–13000 cm⁻¹ region. *J. Quant. Spectrosc. Radiat. Transfer* **2002**, *74*, 493-510.
- (14) Creasey, D. J.; Heard, D. E.; Lee, J. D. Absorption cross-section measurements of water vapour and oxygen at 185 nm. Implications for the calibration of field instruments to measure OH, HO₂ and RO₂ radicals. *Geophys. Res. Lett.* **2000**, *27*, 1651-1654.
- (15) de Reilhac, L.; Damany, N. Spectres d'absorption de H₂O, NH₃ et CH₄ dans l'ultraviolet extrême (100-500 Å). *Spectrochim. Acta* **1970**, *26A*, 801-810.
- (16) DeMore, W. B. Reaction of HO₂ with O₃ and the effect of water vapor on HO₂ kinetics. *J. Phys. Chem.* **1979**, *83*, 1113-1118, doi:10.1021/j100472a001.
- (17) Fally, S.; Coheur, P.-F.; Carleer, M.; Clerbaux, C.; Colin, R.; Jenouvrier, A.; Mérienne, M.-F.; Hermans, C.; Vandaele, A. C. Water vapor line broadening and shifting by air in the 26,000–13,000 cm⁻¹ region. *J. Quant. Spectrosc. Radiat. Transfer* **2003**, *82*, 119-131, doi:10.1016/S0022-4073(03)00149-3.
- (18) Fillion, J.-H.; Ruiz, J.; Yang, X.-F.; Castillejo, M.; Rostas, F.; Lemaire, J.-L. High resolution photoabsorption and photofragment fluorescence spectroscopy of water between 10.9 and 12 eV. *J. Chem. Phys.* **2004**, *120*, 6531-6541, doi:10.1063/1.1652566.
- (19) Gürtler, P.; Saile, V.; Koch, E. E. Rydberg series in the absorption spectra of H₂O and D₂O in the vacuum ultraviolet. *Chem. Phys. Lett.* **1977**, *51*, 386-391.
- (20) Harrison, A. J.; Cederholm, B. J.; Terwilliger, M. A. Absorption of acyclic oxygen compounds in the vacuum ultraviolet. I. Alcohols. *J. Chem. Phys.* **1959**, *30*, 355-356.
- (21) Hofzumahaus, A.; Brauers, T.; Aschmutat, U.; Brandenburger, U.; Dorn, H.-P.; Hausmann, M.; Hessling, M.; Holland, F.; Plass-Dülmer, C.; Sedlacek, M.; Weber, M.; Ehhalt, D. H. Reply. *Geophys. Res. Lett.* **1997**, *24*, 3039-3040.
- (22) Hudson, R. D. Critical review of ultraviolet photoabsorption cross sections for molecules of astrophysical and aeronomic interest. *Rev. Geophys. Space Phys.* **1971**, *9*, 305-399.
- (23) Hudson, R. D. Absorption cross sections of stratospheric molecules. *Can. J. Phys.* **1974**, *52*, 1465-1478.
- (24) Hudson, R. D.; Kieffer, L. J. Absorption Cross Sections of Stratospheric Molecules. In *The Natural Stratosphere of 1974*; CIAP, 1975; Vol. Monograph 1; pp (5-156)-(155-194).
- (25) Kassi, S.; Macko, P.; Naumenko, O.; Campargue, A. The absorption spectrum of water near 750 nm by CW-CRDS: contribution to the search of water dimer absorption. *Phys. Chem. Chem. Phys.* **2005**, *7*, 2460-2467, doi:10.1039/b502172c.
- (26) Katayama, D. H.; Huffman, R. E.; O'Bryan, C. L. Absorption and photoionization cross sections for H₂O and D₂O in the vacuum ultraviolet. *J. Chem. Phys.* **1973**, *59*, 4309-4319.
- (27) Kley, D. Ly(α) absorption cross-section of H₂O and O₂. *J. Atmos. Chem.* **1984**, *2*, 203-210.
- (28) Laufer, A. H.; McNesby, J. R. Deuterium isotope effect in vacuum-ultraviolet absorption coefficients of water and methane. *Can. J. Chem.* **1965**, *43*, 3487-3490.
- (29) Lee, L. C. OH(A ²Σ⁺ → X ²Π_i) yield from H₂O photodissociation in 1050-1370 Å. *J. Chem. Phys.* **1980**, *72*, 4334-4340, doi:10.1063/1.439713.
- (30) Lee, L. C.; Suto, M. Quantitative photoabsorption and fluorescence study of H₂O and D₂O at 50-190 nm. *Chem. Phys.* **1986**, *110*, 161-169.
- (31) Lewis, B. R.; Vardavas, I. M.; Carver, J. H. The aeronomic dissociation of water vapor by solar H Lyman α radiation. *J. Geophys. Res.* **1983**, *88*, 4935-4940.
- (32) Mandin, J.-Y.; Chevillard, J.-P.; Camy-Peyret, C.; Flaud, J.-M.; Brault, J. W. The high-resolution spectrum of water vapor between 13200 and 16500 cm⁻¹. *J. Mol. Spectrosc.* **1986**, *116*, 167-190.
- (33) Mérienne, M.-F.; Jenouvrier, A.; Hermans, C.; Vandaele, A. C.; Carleer, M.; Clerbaux, C.; Coheur, P.-F.; Colin, R.; Fally, S.; Bach, M. Water vapor line parameters in the 13000-9250 cm⁻¹ region. *J. Quant. Spectrosc. Radiat. Transfer* **2003**, *82*, 99-117, doi:10.1016/S0022-4073(03)00148-1.
- (34) Metzger, P. H.; Cook, G. R. On the continuous absorption, photoionization, and fluorescence of H₂O, NH₃, CH₄, C₂H₂, C₂H₄, and C₂H₆ in the 600-to-1000-Å Region. *J. Chem. Phys.* **1964**, *41*, 642-648.
- (35) Mordaunt, D. H.; Ashfold, M. N. R.; Dixon, R. N. Dissociation dynamics of H₂O(D₂O) following photoexcitation at the Lyman-α wavelength (121.6 nm). *J. Chem. Phys.* **1994**, *100*, 7360-7375.

- (36) Mota, R.; Parafita, R.; Giuliani, A.; Hubin-Franskin, M.-J.; Lourenço, J. M. C.; Garcia, G.; Hoffmann, S. V.; Mason, N. J.; Ribeiro, P. A.; Raposo, M.; Limão-Vieira, P. Water VUV electronic state spectroscopy by synchrotron radiation. *Chem. Phys. Lett.* **2005**, *416*, 152-159, doi:10.1016/j.cplett.2005.09.073.
- (37) Nicolet, M. The photodissociation of water vapor in the mesosphere. *J. Geophys. Res.* **1981**, *86*, 5203-5208.
- (38) Okabe, H. In *Photochemistry of Small Molecules*; John Wiley and Sons Inc.: New York, 1978; pp 217.
- (39) Parkinson, W. H.; Yoshino, K. Absorption cross-section measurements of water vapor in the wavelength region 181–199 nm. *Chem. Phys.* **2003**, *294*, 31-35, doi:10.1016/S0301-0104(03)00361-6.
- (40) Phillips, E.; Lee, L. C.; Judge, D. L. Absolute photoabsorption cross sections for H₂O and D₂O from λ 180–790 Å. *J. Quant. Spectrosc. Radiat. Transfer* **1977**, *18*, 309-313.
- (41) Schürgers, M.; Welge, K. H. Absorptionskoeffizient von H₂O₂ und N₂H₄ zwischen 1200 und 2000 Å. *Z. Naturforsch.* **1968**, *23a*, 1508-1510.
- (42) Slinger, T. G.; Black, G. Photodissociative channels at 1216 Å for H₂O, NH₃, and CH₄. *J. Chem. Phys.* **1982**, *77*, 2432-2437.
- (43) Stief, L. J.; Payne, W. A.; Klemm, R. B. A flash photolysis-resonance fluorescence study of the formation of O(¹D) in the photolysis of water and the reaction of O(¹D) with H₂, Ar, and He. *J. Chem. Phys.* **1975**, *62*, 4000-4008.
- (44) Tan, K. H.; Brion, C. E.; van der Leeuw, P. E.; van der Wiel, M. J. Absolute oscillator-strengths (10-60 eV) for photoionization, photoionization and fragmentation of H₂O. *Chem. Phys.* **1978**, *29*, 299-309.
- (45) Tanaka, M.; Brault, J. W.; Tennyson, J. Absorption spectrum of H₂¹⁸O in the range 12400-14520 cm⁻¹. *J. Mol. Spectrosc.* **2002**, *216*, 77-80, doi:10.1006/jmsp.2002.8670.
- (46) Tanaka, M.; Snee, M.; Ubachs, W.; Tennyson, J. Cavity ring-down spectroscopy of H₂¹⁸O in the range 16570-17120 cm⁻¹. *J. Mol. Spectrosc.* **2004**, *226*, 1-6, doi:10.1016/j.jms.2004.03.004.
- (47) Thompson, B. A.; Harteck, P.; Reeves Jr., R. R. Ultraviolet absorption coefficients of CO₂, CO, O₂, H₂O, N₂O, NH₃, NO, SO₂, and CH₄ between 1850 and 4000 Å. *J. Geophys. Res.* **1963**, *68*, 6431-6436.
- (48) Ung, A. Y.-M. The photolysis of water vapor at 1470 Å. H₂ production in the primary process. *Chem. Phys. Lett.* **1974**, *28*, 603-607.
- (49) Vatsa, R. K.; Volpp, H.-R. Absorption cross-sections for some atmospherically important molecules at the H atom Lyman- α wavelength (121.567 nm). *Chem. Phys. Lett.* **2001**, *340*, 289-295.
- (50) Wainfan, N.; Walker, W. C.; Weissler, G. L. Photoionization efficiencies and cross sections in O₂, N₂, CO₂, A, H₂O, H₂, and CH₄. *Phys. Rev.* **1955**, *99*, 542-549.
- (51) Watanabe, K.; Jursa, A. S. Absorption and photoionization cross sections of H₂O and H₂S. *J. Chem. Phys.* **1964**, *41*, 1650-1653.
- (52) Watanabe, K.; Zelikoff, M. Absorption coefficients of water vapor in the vacuum ultraviolet. *J. Opt. Soc. Am.* **1953**, *43*, 753-755.
- (53) Wilkinson, P. G.; Johnston, H. L. The absorption spectra of methane, carbon dioxide, water vapor, and ethylene in the vacuum ultraviolet. *J. Chem. Phys.* **1950**, *18*, 190-193.
- (54) Yoshino, K.; Esmond, J. R.; Parkinson, W. H.; Ito, K.; Matsui, T. Erratum *Chem. Phys.* **211**, 387-391, 1996. *Chem. Phys.* **1997**, *215*, 429-430.

B3. H₂O₂ (hydrogen peroxide)

[Back to Index](#)

H ₂ O ₂ + hv → OH + OH	215 kJ mol ⁻¹	557 nm	(1)
→ H ₂ O + O(¹ D)	333 kJ mol ⁻¹	359 nm	(2)
→ H + HO ₂	369 kJ mol ⁻¹	324 nm	(3)

(Recommendation: 90-1, Note: 15-10, Evaluated: 15-10)

Absorption Cross Sections: Absorption cross sections of hydrogen peroxide, H₂O₂, have been reported by a number of groups as summarized in Table 4B-4. The H₂O₂ spectrum is continuous and the absorption cross sections decrease monotonically from 180 nm toward longer wavelengths. The cross section data from the studies performed after 1972 at wavelengths <350 nm are in reasonable agreement. Studies prior to 1977 are not considered for the recommendation. Nicovich and Wine¹¹ measured cross sections relative to the absolute values at 202.6 nm, $\sigma = 4.32 \times 10^{-19}$ cm², and 228.8 nm, $\sigma = 1.86 \times 10^{-19}$ cm², recommended in DeMore et al.¹ Knight et al.⁷ normalized their spectra to the spectra of Nicovich and Wine¹¹ between 250 nm and 280 nm. The spectra measured by Knight et al.⁷ at $\lambda > 290$ nm are in excellent agreement with those reported by Nicovich and Wine¹¹ at all the temperatures studied. Kahan et al.⁶ measured the absorption spectrum at 297 K between 353 and 410 nm, i.e., longer wavelengths than in previous studies, and quantified the spectrum using online absorption measurements at 213.9 nm (Zn line). Their absolute cross sections show a significant discontinuity with the recommended spectrum at shorter wavelengths. The Kahan et al.

study demonstrates that H₂O₂ absorbs at the longer wavelengths and would contribute to the atmospheric photolysis loss of H₂O₂. However, due to the apparent disagreement with the previous absolute spectrum measurements at shorter wavelengths, a recommendation in this wavelength region is not given. The recommended 2σ uncertainty factors are 1.1 for the wavelength range 190 to 300 nm and 1.25 for the wavelength range 300 to 350 nm.

Vatsa and Volpp²¹ measured the Lyman-α (121.567 nm) absorption cross section to be 9.8×10^{-18} cm² molecule⁻¹, which is recommended. Primarily because there is only a single study at Lyman-α rather large uncertainty factor of 1.4 is recommended.

Table 4B-4. Summary of H₂O₂ Absorption Cross Section Studies

Study	Year	Wavelength Range (nm)	Temperature (K)
Urey et al. ¹⁷	1929	215–275	298
Fergusson et al. ²	1936	220–290	298
Holt et al. ⁵	1948	155–220	298
Schumb et al. ¹⁴	1955	200–400	298
Schürgers and Welge ¹⁵	1968	125–200	298
Troe ¹⁶	1969	220–290	300
Hochenadel et al. ⁴	1972	185–260	298
Molina et al. ¹⁰	1977	210–350	296
Lin et al. ⁸	1978	195–350	296
Molina and Molina ⁹	1981	190–350	298
Nicovich and Wine ¹¹	1988	193–350	296, 285–381
Vaghjiani and Ravishankara ¹⁸	1989	210–345	297
Vatsa and Volpp ²¹	2001	121.567	300
Knight et al. ⁷	2002	250–350	273, 296, 343
Kahan et al. ⁶	2012	353–410	297

The recommended 298 K absorption cross section values for wavelengths <260 nm in Table 4B-5 are the mean of the data from Lin et al.,⁸ Molina and Molina,⁹ Nicovich and Wine,¹¹ and Vaghjiani and Ravishankara.¹⁸ Molina and Molina⁹ supersedes the results of Molina et al.¹⁰

The temperature dependence of the absorption spectrum has been measured by Nicovich and Wine¹¹ and Knight et al.⁷ The results of Nicovich and Wine and Knight et al. are in excellent agreement. Nicovich and Wine¹¹ parameterized the temperature dependence for wavelengths >260 nm as the sum of two temperature dependent components, σ₀ and σ₁, using the expression given in Table 4B-6. In this parameterization, σ₀ represents absorption from the ground vibrational state and σ₁ represents absorption from the O-O stretch vibrational level. The expression given in Table 4B-6 is recommended and the 298 K cross section values obtained from this parameterization for wavelengths >260 nm are given in Table 4B-5.

Table 4B-5. Recommended Absorption Cross Sections of H₂O₂ Vapor at 298 K

λ (nm)	$10^{20} \sigma$ (cm ²)
190	67.2
195	56.4
200	47.5
205	40.8
210	35.7
215	30.7
220	25.8
225	21.7
230	18.2
235	15.0
240	12.4
245	10.2
250	8.3
255	6.7
260	5.3
265	4.2
270	3.3
275	2.6
280	2.0
285	1.5
290	1.2
295	0.90
300	0.68
305	0.51
310	0.38
315	0.28
320	0.20
325	0.15
330	0.11
335	0.084
340	0.064
345	0.049
350	0.036

Note:

<260 nm: mean of the data from Lin et al.,⁸ Molina and Molina,⁹ Nicovich and Wine,¹¹ and Vaghjiani and Ravishankara¹⁸

260–350 nm: Nicovich and Wine,¹¹ parameterization

Table 4B-6. Mathematical Expression for Absorption Cross Sections of H₂O₂ as a Function of Temperature

$$10^{21} \sigma(\lambda, T) = \chi \sum_{n=0}^7 A_n \lambda^n + (1 - \chi) \sum_{n=0}^4 B_n \lambda^n$$

where T: temperature K; λ : nm; $\chi = (1 + \exp(-1265/T))^{-1}$

$$A_0 = 6.4761 \times 10^4$$

$$B_0 = 6.8123 \times 10^3$$

$$A_1 = -9.2170972 \times 10^2$$

$$B_1 = -5.1351 \times 10^1$$

$$A_2 = 4.535649$$

$$B_2 = 1.1522 \times 10^{-1}$$

$$A_3 = -4.4589016 \times 10^{-3}$$

$$B_3 = -3.0493 \times 10^{-5}$$

$$A_4 = -4.035101 \times 10^{-5}$$

$$B_4 = -1.0924 \times 10^{-7}$$

$$A_5 = 1.6878206 \times 10^{-7}$$

$$A_6 = -2.652014 \times 10^{-10}$$

$$A_7 = 1.5534675 \times 10^{-13}$$

Range 260–350 nm; 200–400 K

Photolysis Quantum Yields and Product Studies. The photodissociation quantum yield is thought to be unity. At and above 248 nm, the major photodissociation process is that leading to OH, i.e., the quantum yield for OH production is 2 (Vaghjiani and Ravishankara,¹⁹ Vaghjiani et al.,²⁰ Riffault et al.¹²). At 248 nm Vaghjiani and Ravishankara¹⁹ reported $\Phi(\text{OH}) = 2.09 \pm 0.36$, $\Phi(\text{O}) < 0.002$, and $\Phi(\text{H}) < 0.0002$. Schiffman et al.¹³ reported a slightly lower value for $\Phi(\text{OH})$ at 248 nm of 1.58 ± 0.23 ; at 193 nm they obtained $\Phi(\text{OH}) = 1.22 \pm 0.13$. At 222 nm Vaghjiani et al.²⁰ measured $\Phi(\text{OH}) = 2.02 \pm 0.35$, $\Phi(\text{O}) < 0.002$, and $\Phi(\text{H}) = 0.024 \pm 0.012$. At 193 nm they obtained $\Phi(\text{OH}) = 1.51 \pm 0.18$, $\Phi(\text{O}) < 0.02$, and $\Phi(\text{H}) = 0.16 \pm 0.04$. Riffault et al.¹² reported $\Phi(\text{OH})$ values of 1.93 ± 0.39 at 308 nm and 1.96 ± 0.50 at 320 nm. In addition, Gerlach-Meyer et al.³ reported $\Phi(\text{H}) = 0.12 \pm 0.01$ and Schiffman et al.¹³ reported $\Phi(\text{OH}) = 1.22 \pm 0.13$ for 193 nm photolysis in reasonable agreement with Vaghjiani et al.²⁰ An OH quantum yield of 2 for $\lambda > 230$ nm is recommended. For 193 nm $\Phi(\text{OH}) = 1.7$ and $\Phi(\text{H}) = 0.15$ are recommended.

- (1) DeMore, W. B.; Golden, D. M.; Hampson, R. F.; Howard, C. J.; Kurylo, M. J.; Margitan, J. J.; Molina, M. J.; Ravishankara, A. R.; Watson, R. T. Chemical Kinetics and Photochemical Data for Use in Stratospheric Modeling, Evaluation Number 7, Jet Propulsion Laboratory, California Institute of Technology Pasadena CA, JPL Publication 85-37, 1985, <http://jpldataeval.jpl.nasa.gov>.
- (2) Fergusson, W. C.; Slotin, L.; Style, D. W. G. The absorption spectrum of aqueous chlorine and hydrogen peroxide vapour. *Trans. Far. Soc.* **1936**, *32*, 956-962.
- (3) Gerlach-Meyer, U.; Linnebach, E.; Kleinermanns, K.; Wolfrum, J. H-atom photofragments from H₂O₂ dissociated at 193 nm. *Chem. Phys. Lett.* **1987**, *133*, 113-115.
- (4) Hochanadel, C. J.; Ghormley, J. A.; Ogren, P. J. Absorption spectrum and reaction kinetics of the HO₂ radical in the gas phase. *J. Chem. Phys.* **1972**, *56*, 4426-4432, doi:10.1063/1.1677885.
- (5) Holt, R. B.; McLane, C. K.; Oldenberg, O. Ultraviolet absorption spectrum of hydrogen peroxide. *J. Chem. Phys.* **1948**, *16*, 225-229.
- (6) Kahan, T. F.; Washenfelder, R. A.; Vaida, V.; Brown, S. S. Cavity-enhanced measurements of hydrogen peroxide absorption cross sections from 353 to 410 nm, *J. Phys. Chem. A. J. Phys. Chem. A* **2012**, *116*, 5941-5947, doi:10.1021/jp2104616.
- (7) Knight, G.; Ravishankara, A. R.; Burkholder, J. B. UV absorption cross sections of HO₂NO₂ between 343 and 273 K. *Phys. Chem. Chem. Phys.* **2002**, *4*, 1432-1437, doi:10.1039/b108904h.
- (8) Lin, C. L.; Rohatgi, N. K.; DeMore, W. B. Ultraviolet absorption cross sections of hydrogen peroxide. *Geophys. Res. Lett.* **1978**, *5*, 113-115.
- (9) Molina, L. T.; Molina, M. J. UV absorption cross sections of HO₂NO₂ vapor. *J. Photochem.* **1981**, *15*, 97-108.
- (10) Molina, L. T.; Schinke, S. D.; Molina, M. J. Ultraviolet absorption spectrum of hydrogen peroxide vapor. *Geophys. Res. Lett.* **1977**, *4*, 580-582.
- (11) Nicovich, J. M.; Wine, P. H. Temperature-dependent absorption cross sections for hydrogen peroxide vapor. *J. Geophys. Res.* **1988**, *93*, 2417-2421.
- (12) Riffault, V.; Gierczak, T.; Burkholder, J. B.; Ravishankara, A. R. Quantum yields for OH production in the photodissociation of HNO₃ at 248 and 308 nm and H₂O₂ at 308 and 320 nm. *Phys. Chem. Chem. Phys.* **2006**, *8*, 1079-1085, doi:10.1039/b513760h.
- (13) Schiffman, A.; Nelson, D. D., Jr.; Nesbitt, D. J. Quantum yields for OH production from 193 and 248 nm photolysis of HNO₃ and H₂O₂. *J. Chem. Phys.* **1993**, *98*, 6935-6946.
- (14) Schumb, W. C.; Satterfield, C. N.; Wentworth, R. L. Hydrogen Peroxide; Reinhold Publishing Corporation: New York, 1955; pp 287-291.
- (15) Schürgers, M.; Welge, K. H. Absorptionskoeffizient von H₂O₂ und N₂H₄ zwischen 1200 und 2000 Å. *Z. Naturforsch.* **1968**, *23a*, 1508-1510.
- (16) Troe, J. Ultravioletspektrum und reaktionen des HO₂-radikals im thermischen zerfall von H₂O₂. *Ber. Bunsenges. Phys. Chem.* **1969**, *73*, 946-952.
- (17) Urey, H. C.; Dawsey, L. H.; Rice, F. O. The absorption spectrum and decomposition of hydrogen peroxide by light. *J. Am. Chem. Soc.* **1929**, *51*, 1371-1383.
- (18) Vaghjiani, G. L.; Ravishankara, A. R. Absorption cross sections of CH₃OOH, H₂O₂, and D₂O₂ vapors between 210 and 365 nm at 297 K. *J. Geophys. Res.* **1989**, *94*, 3487-3492.
- (19) Vaghjiani, G. L.; Ravishankara, A. R. Photodissociation of H₂O₂ and CH₃OOH at 248 nm and 298 K: Quantum yields for OH, O(³P) and H(²S). *J. Chem. Phys.* **1990**, *92*, 996-1003.
- (20) Vaghjiani, G. L.; Turnipseed, A. A.; Warren, R. F.; Ravishankara, A. R. Photodissociation of H₂O₂ at 193 and 222 nm: Products and quantum yields. *J. Chem. Phys.* **1992**, *96*, 5878-5886.
- (21) Vatsa, R. K.; Volpp, H.-R. Absorption cross-sections for some atmospherically important molecules at the H atom Lyman- α wavelength (121.567 nm). *Chem. Phys. Lett.* **2001**, *340*, 289-295.

4.5 Bibliography – HO_x Photochemistry

- Aldener, M.; Brown, S. S.; Stark, H.; Daniel, J. S.; Ravishankara, A. R. Near-IR absorption of water vapor: Pressure dependence of line strengths and an upper limit for continuum absorption. *J. Mol. Spectrosc.* **2005**, *232*, 223-230, doi:10.1016/j.jms.2005.04.011.
- Bennett, S. W.; Tellinghuisen, J. B.; Phillips, L. F. Absorption coefficients and ionization yields of some small molecules at 58.4 nm. *J. Phys. Chem.* **1971**, *75*, 719-721.
- Branton, G. R.; Brion, C. E. Total absorption and the energy dependence of the partial oscillator strengths for "Photoionization" of the valence orbitals of H₂O using an electron-electron coincidence method. *J. Electron Spectrosc. Relat. Phenom.* **1974**, *3*, 129-135.
- Brownsword, R. A.; Hillenkamp, M.; Laurent, T.; Vatsa, R. K.; Volpp, H.-R.; Wolfrum, J. Photodissociation dynamics of the chloromethanes at the Lyman- α wavelength (121.6 nm). *J. Chem. Phys.* **1997**, *106*, 1359-1366.
- Calvert, J. G.; Pitts, J. N. In *Photochemistry*; John Wiley & Sons, Inc.: New York, 1966; pp 230-231.
- Camy-Peyret, C.; Flaud, J.-M.; Mandin, J.-Y.; Chevillard, J.-P.; Brault, J.; Ramsay, D. A.; Vervloet, M.; Chauville, J. The high-resolution spectrum of water vapor between 16500 and 25250 cm⁻¹. *J. Mol. Spectrosc.* **1985**, *113*, 208-228.
- Cantrell, C. A.; Zimmer, A.; Tyndall, G. S. Absorption cross sections for water vapor from 183 to 193 nm. *Geophys. Res. Lett.* **1997**, *24*, 2195-2198, 2687 (Erratum).
- Chan, W. F.; Cooper, G.; Brion, C. E. The electronic spectrum of water in the discrete and continuum regions. Absolute optical oscillator strengths for photoabsorption (6–200 eV). *Chem. Phys.* **1993**, *178*, 387-401.
- Cheng, B.-M.; Chung, C.-Y.; Bahou, M.; Lee, Y.-P.; Lee, L. C.; van Harreveld, R.; van Hemert, M. C. Quantitative spectroscopic and theoretical study of the optical absorption spectra of H₂O, HOD, and D₂O in the 125–145 nm region. *J. Chem. Phys.* **2004**, *120*, 224-229, doi:10.1063/1.1630304.
- Chou, C. C.; Lo, J. G.; Rowland, F. S. Primary processes in the photolysis of water vapor at 174 nm. *J. Chem. Phys.* **1974**, *60*, 1208-1210.
- Chung, C.-Y.; Chew, E. P.; Cheng, B.-M.; Bahou, M.; Lee, Y.-P. Temperature dependence of absorption cross-section of H₂O, HDO, and D₂O in the spectral region 140-193 nm. *Nucl. Instr. Meth. Phys. Res. A* **2001**, *467-468*, 1572-1576.
- Coheur, P.-F.; Fally, S.; Carleer, M.; Clerbaux, C.; Colin, R.; Jenouvrier, A.; Mérienne, M.-F.; Hermans, C.; Vandaele, A. C. New water vapor line parameters in the 26000–13000 cm⁻¹ region. *J. Quant. Spectrosc. Radiat. Transfer* **2002**, *74*, 493-510.
- Cox, R. A.; Burrows, J. P. Kinetics and mechanism of the disproportionation of HO₂ in the gas phase. *J. Phys. Chem.* **1979**, *83*, 2560-2568, doi:10.1021/j100483a002.
- Creasey, D. J.; Heard, D. E.; Lee, J. D. Absorption cross-section measurements of water vapour and oxygen at 185 nm. Implications for the calibration of field instruments to measure OH, HO₂ and RO₂ radicals. *Geophys. Res. Lett.* **2000**, *27*, 1651-1654.
- Crowley, J. N.; Simon, F. G.; Burrows, J. P.; Moortgat, G. K.; Jenkin, M. E.; Cox, R. A. The HO₂ radical UV absorption spectrum measured by molecular modulation, UV/diode-array spectroscopy. *J. Photochem. Photobiol. A: Chem.* **1991**, *60*, 1-10.
- Dagaut, P.; Kurylo, M. J. The gas phase UV absorption spectrum of CH₃O₂ radicals: A reinvestigation. *J. Photochem. Photobiol. A: Chem.* **1990**, *51*, 133-140.
- de Reilhac, L.; Damany, N. Spectres d'absorption de H₂O, NH₃ et CH₄ dans l'ultraviolet extrême (100-500 Å). *Spectrochim. Acta* **1970**, *26A*, 801-810.
- DeMore, W. B. Reaction of HO₂ with O₃ and the effect of water vapor on HO₂ kinetics. *J. Phys. Chem.* **1979**, *83*, 1113-1118, doi:10.1021/j100472a001.
- DeMore, W. B.; Golden, D. M.; Hampson, R. F.; Howard, C. J.; Kurylo, M. J.; Margitan, J. J.; Molina, M. J.; Ravishankara, A. R.; Watson, R. T. Chemical Kinetics and Photochemical Data for Use in Stratospheric Modeling, Evaluation Number 7, Jet Propulsion Laboratory, California Institute of Technology Pasadena CA, JPL Publication 85-37, 1985, <http://jpldataeval.jpl.nasa.gov>.
- Fally, S.; Coheur, P.-F.; Carleer, M.; Clerbaux, C.; Colin, R.; Jenouvrier, A.; Mérienne, M.-F.; Hermans, C.; Vandaele, A. C. Water vapor line broadening and shifting by air in the 26,000–13,000 cm⁻¹ region. *J. Quant. Spectrosc. Radiat. Transfer* **2003**, *82*, 119-131, doi:10.1016/S0022-4073(03)00149-3.
- Fergusson, W. C.; Slotin, L.; Style, D. W. G. The absorption spectrum of aqueous chlorine and hydrogen peroxide vapour. *Trans. Far. Soc.* **1936**, *32*, 956-962.
- Fillion, J.-H.; Ruiz, J.; Yang, X.-F.; Castillejo, M.; Rostas, F.; Lemaire, J.-L. High resolution photoabsorption and photofragment fluorescence spectroscopy of water between 10.9 and 12 eV. *J. Chem. Phys.* **2004**, *120*, 6531-6541, doi:10.1063/1.1652566.
- Gerlach-Meyer, U.; Linnebach, E.; Kleinermaans, K.; Wolfrum, J. H-atom photofragments from H₂O₂ dissociated at 193 nm. *Chem. Phys. Lett.* **1987**, *133*, 113-115.

- Gürtler, P.; Saile, V.; Koch, E. E. Rydberg series in the absorption spectra of H₂O and D₂O in the vacuum ultraviolet. *Chem. Phys. Lett.* **1977**, *51*, 386-391.
- Harrison, A. J.; Cederholm, B. J.; Terwilliger, M. A. Absorption of acyclic oxygen compounds in the vacuum ultraviolet. I. Alcohols. *J. Chem. Phys.* **1959**, *30*, 355-356.
- Harvard-Smithsonian Center for Astrophysics, "Atomic and Molecular Physics Database", **2009**, <http://cfa-www.harvard.edu/amdata/ampdata/cfamols.html>.
- Hochanadel, C. J.; Ghormley, J. A.; Ogren, P. J. Absorption spectrum and reaction kinetics of the HO₂ radical in the gas phase. *J. Chem. Phys.* **1972**, *56*, 4426-4432, doi:10.1063/1.1677885.
- Hofzumahaus, A.; Brauers, T.; Aschmutat, U.; Brandenburger, U.; Dorn, H.-P.; Hausmann, M.; Hessling, M.; Holland, F.; Plass-Dülmer, C.; Sedlacek, M.; Weber, M.; Ehhalt, D. H. Reply. *Geophys. Res. Lett.* **1997**, *24*, 3039-3040.
- Holt, R. B.; McLane, C. K.; Oldenberg, O. Ultraviolet absorption spectrum of hydrogen peroxide. *J. Chem. Phys.* **1948**, *16*, 225-229.
- Hudson, R. D. Critical review of ultraviolet photoabsorption cross sections for molecules of astrophysical and aeronomic interest. *Rev. Geophys. Space Phys.* **1971**, *9*, 305-399.
- Hudson, R. D. Absorption cross sections of stratospheric molecules. *Can. J. Phys.* **1974**, *52*, 1465-1478.
- Hudson, R. D.; Kieffer, L. J. Absorption Cross Sections of Stratospheric Molecules. In *The Natural Stratosphere of 1974*; CIAP, 1975; Vol. Monograph 1; pp (5-156)-(155-194).
- Kahan, T. F.; Washenfelder, R. A.; Vaida, V.; Brown, S. S. Cavity-enhanced measurements of hydrogen peroxide absorption cross sections from 353 to 410 nm, *J. Phys. Chem. A* **2012**, *116*, 5941-5947, doi:10.1021/jp2104616.
- Kassi, S.; Macko, P.; Naumenko, O.; Campargue, A. The absorption spectrum of water near 750 nm by CW-CRDS: contribution to the search of water dimer absorption. *Phys. Chem. Chem. Phys.* **2005**, *7*, 2460-2467, doi:10.1039/b502172c.
- Katayama, D. H.; Huffman, R. E.; O'Bryan, C. L. Absorption and photoionization cross sections for H₂O and D₂O in the vacuum ultraviolet. *J. Chem. Phys.* **1973**, *59*, 4309-4319.
- Kley, D. Ly(α) absorption cross-section of H₂O and O₂. *J. Atmos. Chem.* **1984**, *2*, 203-210.
- Knight, G.; Ravishankara, A. R.; Burkholder, J. B. UV absorption cross sections of HO₂NO₂ between 343 and 273 K. *Phys. Chem. Chem. Phys.* **2002**, *4*, 1432-1437, doi:10.1039/b108904h.
- Kurylo, M. J.; Wallington, T. J.; Ouellette, P. A. Measurements of the UV absorption cross-sections for HO₂ and CH₃O₂ in the gas phase. *J. Photochem.* **1987**, *39*, 201-215.
- Laufer, A. H.; McNesby, J. R. Deuterium isotope effect in vacuum-ultraviolet absorption coefficients of water and methane. *Can. J. Chem.* **1965**, *43*, 3487-3490.
- Lee, L. C. OH(A² Σ^+ ← X² Π_i) yield from H₂O photodissociation in 1050-1370 Å. *J. Chem. Phys.* **1980**, *72*, 4334-4340, doi:10.1063/1.439713.
- Lee, L. C. Observation of O(¹D) produced from photodissociation of HO₂ at 193 and 248 nm. *J. Chem. Phys.* **1982**, *76*, 4909-4915, doi:10.1063/1.442836.
- Lee, L. C.; Suto, M. Quantitative photoabsorption and fluorescence study of H₂O and D₂O at 50-190 nm. *Chem. Phys.* **1986**, *110*, 161-169.
- Lewis, B. R.; Vardavas, I. M.; Carver, J. H. The aeronomic dissociation of water vapor by solar H Lyman α radiation. *J. Geophys. Res.* **1983**, *88*, 4935-4940.
- Lightfoot, P. D.; Cox, R. A.; Crowley, J. N.; Destriau, M.; Hayman, G. D.; Jenkin, M. E.; Moortgat, G. K.; Zabel, F. Organic peroxy radicals: Kinetics, spectroscopy, and tropospheric chemistry. *Atmos. Environ.* **1992**, *26A*, 1805-1961.
- Lightfoot, P. D.; Jemi-Alade, A. A. The temperature dependence of the UV spectra of the HO₂ and CH₃O₂ radicals. *J. Photochem. Photobiol. A: Chem.* **1991**, *59*, 1-10.
- Lin, C. L.; Rohatgi, N. K.; DeMore, W. B. Ultraviolet absorption cross sections of hydrogen peroxide. *Geophys. Res. Lett.* **1978**, *5*, 113-115.
- Mandin, J.-Y.; Chevillard, J.-P.; Camy-Peyret, C.; Flaud, J.-M.; Brault, J. W. The high-resolution spectrum of water vapor between 13200 and 16500 cm⁻¹. *J. Mol. Spectrosc.* **1986**, *116*, 167-190.
- Maricq, M. M.; Sente, J. J. A kinetic study of the reaction between ethylperoxy radicals and HO₂. *J. Phys. Chem.* **1994**, *98*, 2078-2082, doi:10.1021/j100059a016.
- McAdam, K.; Veyret, B.; Lesclaux, R. UV absorption spectra of HO₂ and CH₃O₂ radicals and the kinetics of their mutual reactions at 298 K. *Chem. Phys. Lett.* **1987**, *133*, 39-44.
- Mérienne, M.-F.; Jenouvrier, A.; Hermans, C.; Vandaele, A. C.; Carleer, M.; Clerbaux, C.; Coheur, P.-F.; Colin, R.; Fally, S.; Bach, M. Water vapor line parameters in the 13000-9250 cm⁻¹ region. *J. Quant. Spectrosc. Radiat. Transfer* **2003**, *82*, 99-117, doi:10.1016/S0022-4073(03)00148-1.
- Metzger, P. H.; Cook, G. R. On the continuous absorption, photoionization, and fluorescence of H₂O, NH₃, CH₄, C₂H₂, C₂H₄, and C₂H₆ in the 600-to-1000-Å Region. *J. Chem. Phys.* **1964**, *41*, 642-648.
- Molina, L. T.; Molina, M. J. UV absorption cross sections of HO₂NO₂ vapor. *J. Photochem.* **1981**, *15*, 97-108.

- Molina, L. T.; Schinke, S. D.; Molina, M. J. Ultraviolet absorption spectrum of hydrogen peroxide vapor. *Geophys. Res. Lett.* **1977**, *4*, 580-582.
- Moortgat, G.; Veyret, B.; Lesclaux, R. Absorption spectrum and kinetics of reactions of the acetylperoxy radical. *J. Phys. Chem.* **1989**, *93*, 2362-2368, doi:10.1021/j100343a032.
- Mordaunt, D. H.; Ashfold, M. N. R.; Dixon, R. N. Dissociation dynamics of H₂O(D₂O) following photoexcitation at the Lyman- α wavelength (121.6 nm). *J. Chem. Phys.* **1994**, *100*, 7360-7375.
- Mota, R.; Parafita, R.; Giuliani, A.; Hubin-Franskin, M.-J.; Lourenço, J. M. C.; Garcia, G.; Hoffmann, S. V.; Mason, N. J.; Ribeiro, P. A.; Raposo, M.; Limão-Vieira, P. Water VUV electronic state spectroscopy by synchrotron radiation. *Chem. Phys. Lett.* **2005**, *416*, 152-159, doi:10.1016/j.cplett.2005.09.073.
- Nicolet, M. The photodissociation of water vapor in the mesosphere. *J. Geophys. Res.* **1981**, *86*, 5203-5208.
- Nicovich, J. M.; Wine, P. H. Temperature-dependent absorption cross sections for hydrogen peroxide vapor. *J. Geophys. Res.* **1988**, *93*, 2417-2421.
- Okabe, H. In *Photochemistry of Small Molecules*; John Wiley and Sons Inc.: New York, 1978; pp 217.
- Parkinson, W. H.; Yoshino, K. Absorption cross-section measurements of water vapor in the wavelength region 181–199 nm. *Chem. Phys.* **2003**, *294*, 31-35, doi:10.1016/S0301-0104(03)00361-6.
- Paukert, T. T.; Johnston, H. S. Spectra and kinetics of the hydroperoxyl free radical in the gas phase. *J. Chem. Phys.* **1972**, *56*, 2824-2838.
- Phillips, E.; Lee, L. C.; Judge, D. L. Absolute photoabsorption cross sections for H₂O and D₂O from λ 180–790 Å. *J. Quant. Spectrosc. Radiat. Transfer* **1977**, *18*, 309-313.
- Riffault, V.; Gierczak, T.; Burkholder, J. B.; Ravishankara, A. R. Quantum yields for OH production in the photodissociation of HNO₃ at 248 and 308 nm and H₂O₂ at 308 and 320 nm. *Phys. Chem. Chem. Phys.* **2006**, *8*, 1079-1085, doi:10.1039/b513760h.
- Roehl, C. M.; Bauer, D.; Moortgat, G. K. Absorption spectrum and kinetics of the acetylperoxy radical. *J. Phys. Chem.* **1996**, *100*, 4038-4047.
- Sander, S. P.; Peterson, M.; Watson, R. T.; Patrick, R. Kinetics studies of the HO₂ + HO₂ and DO₂ + DO₂ reactions at 298 K. *J. Phys. Chem.* **1982**, *86*, 1236-1240, doi:10.1021/j100397a002.
- Schiffman, A.; Nelson, D. D., Jr.; Nesbitt, D. J. Quantum yields for OH production from 193 and 248 nm photolysis of HNO₃ and H₂O₂. *J. Chem. Phys.* **1993**, *98*, 6935-6946.
- Schumb, W. C.; Satterfield, C. N.; Wentworth, R. L. Hydrogen Peroxide; Reinhold Publishing Corporation: New York, 1955; pp 287-291.
- Schürgers, M.; Welge, K. H. Absorptionskoeffizient von H₂O₂ und N₂H₄ zwischen 1200 und 2000 Å. *Z. Naturforsch.* **1968**, *23a*, 1508-1510.
- Slanger, T. G.; Black, G. Photodissociative channels at 1216 Å for H₂O, NH₃, and CH₄. *J. Chem. Phys.* **1982**, *77*, 2432-2437.
- Stief, L. J.; Payne, W. A.; Klemm, R. B. A flash photolysis-resonance fluorescence study of the formation of O(¹D) in the photolysis of water and the reaction of O(¹D) with H₂, Ar, and He. *J. Chem. Phys.* **1975**, *62*, 4000-4008.
- Tan, K. H.; Brion, C. E.; van der Leeuw, P. E.; van der Wiel, M. J. Absolute oscillator-strengths (10-60 eV) for photoabsorption, photoionization and fragmentation of H₂O. *Chem. Phys.* **1978**, *29*, 299-309.
- Tanaka, M.; Brault, J. W.; Tennyson, J. Absorption spectrum of H₂¹⁸O in the range 12400-14520 cm⁻¹. *J. Mol. Spectrosc.* **2002**, *216*, 77-80, doi:10.1006/jmsp.2002.8670.
- Tanaka, M.; Sneep, M.; Ubachs, W.; Tennyson, J. Cavity ring-down spectroscopy of H₂¹⁸O in the range 16570-17120 cm⁻¹. *J. Mol. Spectrosc.* **2004**, *226*, 1-6, doi:10.1016/j.jms.2004.03.004.
- Thompson, B. A.; Harteck, P.; Reeves Jr., R. R. Ultraviolet absorption coefficients of CO₂, CO, O₂, H₂O, N₂O, NH₃, NO, SO₂, and CH₄ between 1850 and 4000 Å. *J. Geophys. Res.* **1963**, *68*, 6431-6436.
- Troe, J. Ultravioletspektrum und reaktionen des HO₂-radikals im thermischen zerfall von H₂O₂. *Ber. Bunsenges. Phys. Chem.* **1969**, *73*, 946-952.
- Tyndall, G. S.; Cox, R. A.; Granier, C.; Lesclaux, R.; Moortgat, G. K.; Pilling, M. J.; Ravishankara, A. R.; Wallington, T. J. Atmospheric chemistry of small organic peroxy radicals. *J. Geophys. Res.* **2001**, *106*, 12157-12182.
- Ung, A. Y.-M. The photolysis of water vapor at 1470 Å. H₂ production in the primary process. *Chem. Phys. Lett.* **1974**, *28*, 603-607.
- Urey, H. C.; Dawsey, L. H.; Rice, F. O. The absorption spectrum and decomposition of hydrogen peroxide by light. *J. Am. Chem. Soc.* **1929**, *51*, 1371-1383.
- Vaghjiani, G. L.; Ravishankara, A. R. Absorption cross sections of CH₃OOH, H₂O₂, and D₂O₂ vapors between 210 and 365 nm at 297 K. *J. Geophys. Res.* **1989**, *94*, 3487-3492.
- Vaghjiani, G. L.; Ravishankara, A. R. Photodissociation of H₂O₂ and CH₃OOH at 248 nm and 298 K: Quantum yields for OH, O(³P) and H(²S). *J. Chem. Phys.* **1990**, *92*, 996-1003.
- Vaghjiani, G. L.; Turnipseed, A. A.; Warren, R. F.; Ravishankara, A. R. Photodissociation of H₂O₂ at 193 and 222 nm: Products and quantum yields. *J. Chem. Phys.* **1992**, *96*, 5878-5886.

- Vatsa, R. K.; Volpp, H.-R. Absorption cross-sections for some atmospherically important molecules at the H atom Lyman- α wavelength (121.567 nm). *Chem. Phys. Lett.* **2001**, *340*, 289-295.
- Wainfan, N.; Walker, W. C.; Weissler, G. L. Photoionization efficiencies and cross sections in O₂, N₂, CO₂, A, H₂O, H₂, and CH₄. *Phys. Rev.* **1955**, *99*, 542-549.
- Wallington, T. J.; Dagaut, P.; Kurylo, M. J. Ultraviolet absorption cross sections and reaction kinetics and mechanisms for peroxy radicals in the gas phase. *Chem. Rev.* **1992**, *92*, 667-710.
- Watanabe, K.; Jursa, A. S. Absorption and photoionization cross sections of H₂O and H₂S. *J. Chem. Phys.* **1964**, *41*, 1650-1653.
- Watanabe, K.; Zelikoff, M. Absorption coefficients of water vapor in the vacuum ultraviolet. *J. Opt. Soc. Am.* **1953**, *43*, 753-755.
- Wilkinson, P. G.; Johnston, H. L. The absorption spectra of methane, carbon dioxide, water vapor, and ethylene in the vacuum ultraviolet. *J. Chem. Phys.* **1950**, *18*, 190-193.
- Yoshino, K.; Esmond, J. R.; Parkinson, W. H.; Ito, K.; Matsui, T. Erratum *Chem. Phys.* **211**, 387-391, 1996. *Chem. Phys.* **1997**, *215*, 429-430.

SECTION 4C. NO_x PHOTOCHEMISTRY

C1. NO₂ (nitrogen dioxide)

[Back to Index](#)



(Recommendation: 06-2, Note: 10-6, Evaluated: 10-6)

Absorption Cross Sections: The UV/vis absorption spectrum of nitrogen dioxide, NO₂, in the 200–800 nm region can be separated into two principal systems: the D-X band below 250 nm and the broad B-X and A-X bands between 300 and 800 nm with a maximum around 400 nm. The forbidden C-X transition also contributes to the visible spectrum. There is enormous spectral fine structure superimposed on the broad visible system. Due to the complexity of the electronic states of NO₂, it is not presently possible to predict its spectrum from molecular quantum theory within the accuracy of the experimental measurements. The absorption spectrum and cross sections of NO₂ have been extensively studied during the last century as summarized in Table 4C-1.

Table 4C-1. Summary of NO₂ Absorption Cross Section Studies

Study	Year	λ Range (nm)	Type*	Resolution (nm)	Temperature (K)
Holmes and Daniels ²¹	1934	265–436	B	1	298
Dixon ¹¹	1940	400–700	A	1.5 and 4.0	295
Hall and Blacet ¹⁶	1952	240–500	A	0.2-0.5	298
Nakayama et al. ³²	1959	108–270	A	0.02	300
Jones and Bayes ²⁴	1973	297–579	B	0.2	300
Johnston and Graham ²³	1974	190–420	A	1.3	294
Bass et al. ²	1976	185–410	B	0.015–0.04	235 and 298
Harker et al. ¹⁸	1977	375–420	B	0.1	296
Hicks et al. ²⁰	1979	425–450 at single λ	B	0.04	235 and 298
Schneider et al. ³⁹	1987	200–700	A	0.04	298
Leroy et al. ²⁸	1987	427–450	B	0.04	235 and 298
Koffend et al. ²⁷	1987	391–414/ intervals	B	0.005	251 and 300
Calvert et al. ⁵	1987	404.7	B	1.6	223, 273, 298, 325, 347, 370, 406, 496, 566
Davidson et al. ⁹	1988	264–649	A	1.5 0.3–2.6 cm ⁻¹	233, 243, 253, 263, 273, 298, and up to 397
Corcoran et al. ⁷	1992	450–650 470–616	A, B	0.075 0.008	295, 573, 673
Amoruso et al. ¹	1993	440–460	B	0.134	220 and 298
Harwood and Jones ¹⁹	1994	313–568	A	0.54	213, 225, 233, 243, 253, 263, 273, 298
Mérianne et al. ³⁰	1995	300–500	A	0.01–0.015	293
Coquart et al. ⁶	1995	400–500	B	0.01	220, 240, 293
Vandaele et al. ⁴³	1996	380–830	A	2.0 cm ⁻¹	294
Frost et al. ¹²	1996	370–497	A	0.5–2.0 cm ⁻¹	220
Jenouvrier et al. ²²	1996	200–300	B	0.01	293
Mihalcea et al. ³¹	1996	395, 670	B	0.001	296-774
Harder et al. ¹⁷	1997	350–585 (294 K) 350–560	A	0.15 cm ⁻¹	217, 230.2, 238.6, 293.8

Study	Year	λ Range (nm)	Type*	Resolution (nm)	Temperature (K)
		(low T)			
Yoshino et al. ⁴⁷	1997	360–470	B	0.14 cm ⁻¹	298.5
Mérienne et al. ²⁹	1997	200–400	A	0.05	220
Vandaele et al. ⁴⁴	1998	238–1000	A	2.0 cm ⁻¹	220 and 294
Burrows et al. ⁴	1998	231–794	C	0.2–0.4	221, 241, 273, 293
Orphal et al. ³⁶	1998	667–1111	B	0.012 cm ⁻¹	298
Gierczak et al. ¹⁵	1999	413.4	B	1	259, 298, 323, 348, 385
Voigt et al. ⁴⁵	2002	250–800	A	0.5–1.0 cm ⁻¹	223, 246, 260, 280, 293
Vandaele et al. ⁴¹	2002	385–925	A	0.05–0.1 cm ⁻¹	220, 240, 294
Bogumil et al. ³	2003	230–1070	C	0.2–0.4	203, 223, 243, 273, 293
Nizkorodov et al. ³³	2004	415–525	B	0.06 cm ⁻¹	215, 230, 250, 273, 298

* The studies summarized in Table 4C-1 are organized into three measurement categories: *Type A*, absolute cross section measurements over a broad spectral region (typically covering a few hundred nm); *Type B*, absolute cross section measurements at specific wavelengths or over narrow spectral ranges; and *Type C*, relative NO₂ absorption spectrum measurements over broad spectral region (typically a few hundred nm) that have been scaled to absolute cross section values using results from other studies.

In the earlier studies, the NO₂ ultraviolet-visible absorption cross section measurements were limited to lower spectral resolution. Since 1992, however, several sets of high resolution measurements, including temperature and pressure dependence studies, have been reported by several groups, which mainly aimed at improving the accuracy of atmospheric measurements, in particular, for the atmospheric remote sensing of NO₂. However, a number of laboratory measurements were also obtained at spectral resolutions that are limited by instrumental techniques.

The JPL-97-04¹⁰ recommendation for the absorption cross sections of NO₂ was based on the work of Bass et al.,² Schneider et al.,³⁹ and Davidson et al.⁹ Although at room temperature the agreement between these three sets of measurements is good (within 5% between 305 and 345 nm and within 10% at the longer wavelengths), serious non-uniform wavelength calibration errors are apparent in the wavelength range 400–500 nm as described by Schneider et al.³⁹ At shorter wavelengths and for temperatures below 298 K the agreement among these three sets of data is poor. A possible cause for the discrepancies is the presence of N₂O₄, which is the weakly bound NO₂ dimer present in equilibrium with the monomer. The ratio of the abundance of the two species is concentration and temperature dependent. Corrections were needed to account for the presence of N₂O₄ at wavelengths below 400 nm and especially near 200 nm where N₂O₄ absorbs strongly.

Kirmse et al.²⁶ analyzed the spectra reported between 1976 and 1995 and concatenated selected (and corrected) cross sections to create a “new standard” spectrum in the range 300–708 nm at a resolution of 0.05 nm, and another spectrum extending to 908 nm at a lower resolution of 1 nm. This high resolution “new standard” spectrum consisted of the Mérienne et al.³⁰ cross sections from 300 to 500 nm, the Corcoran et al.⁷ cross sections from 500 to 600 nm, and the Schneider et al.³⁹ cross sections from 600 to 710 nm. A critical review and evaluation of the cross section studies was performed by Orphal³⁴ and Orphal,³⁷ covering most studies published since 1995. In his evaluations Orphal^{34,37} considered baseline problems, wavelength calibration and integrated cross sections (after convolution of high resolution cross sections of 0.1 nm or better). In addition, Vandaele et al.⁴² derived temperature and pressure dependent parameters from high resolution spectral data obtained since 1995.

At room temperature (295 ± 3 K) there is agreement to better than 2–3% among the absolute cross sections over the wavelength range covered by the measurements of Mérienne et al.,³⁰ Coquart et al.,⁶ Vandaele et al.,⁴³ Jenouvrier et al.,²² Yoshino et al.,⁴⁷ Mérienne et al.,²⁹ Vandaele et al.,⁴⁴ Bogumil et al.,³ and Nizkorodov et al.³³ Many of these studies differ in spectral resolution, an issue relevant to atmospheric remote sensing applications. The cross sections of Harwood and Jones¹⁹ are 6–8% below most of the other studies, while the data of Harder et al.¹⁷ are systematically 2–5% higher than the data of Vandaele et al.⁴⁴ (1998) and show a systematic baseline drift of up to 10% at the lowest temperature.

The high pressure cross section data of Vandaele et al.⁴¹ (2002) and Vandaele et al.⁴² (2003) are nearly 4% smaller than the Vandaele et al.⁴³ (1996) and Vandaele et al.⁴⁴ (1998) data. The cross sections of Burrows et al.⁴ are about 6–8% lower than most recent high resolution studies (Mérieulle-95, Mérieulle-97, Harder, Vandaele-96, Vandaele-98). The data of Voigt et al.⁴⁵ show several artificial peaks (probably Xenon lamp stray light) of a few percent and baseline shifts up to 10% (partly due to residual N₂O₄ absorption) at lower temperatures. The spectra of Bogumil et al.³ were scaled to absolute values using the integrated cross section of Vandaele et al.⁴⁴ (1998).

The temperature effect on the NO₂ absorption cross sections has been studied by only a few research teams, as given in Table 4C-1. The variation of the absorption consists mainly in an increase of the differential absorption cross sections with decreasing temperature. In his analysis of the temperature dependence of the cross sections in the 300–700 nm region, Orphal³⁵ (2003) observed a tilt in the baseline with decreasing temperature in the data of Davidson et al.,⁹ Burrows et al.,⁴ and Bogumil et al.³ but less pronounced in the data of Harwood and Jones,¹⁹ Harder et al.,¹⁷ and Vandaele et al.⁴¹ (2002). This is due to a change in the thermal population of the lower vibrational and rotational states causing large discrepancies in the relative change and the absolute magnitude of the absorption cross sections. The comparison of the high resolution absolute cross sections at temperatures below ambient reveals significant discrepancies in absolute magnitude of cross sections due to spectral resolution, baseline differences and possible wavelength calibration. For the temperatures 242 ± 2 and 220 ± 3 K, the overall agreement is within 15% in the region 350–500 nm, however outside this range the discrepancies are much larger. The integrated cross sections for the range 400–500 nm were calculated by Orphal³⁵ (2003) to be $(4.50 \pm 0.10) \times 10^{-17}$ cm² molecule⁻¹ nm and are independent of temperature, as recently shown by Nizkorodov et al.³³ for the temperature range 215–298 K.

Orphal³⁵ (2003) and Vandaele et al.⁴² (2003) compared the spectra after degrading the high resolution spectra to a lower resolution. At 220 K the best agreement (within 1.6%) is obtained between the data of Coquart et al.,⁶ Mérieulle et al.²⁹ (1997), and Vandaele et al.⁴⁴ (1998). The data of Harder et al.¹⁷ differ by 3.7% from the Vandaele et al.⁴⁴ (1998) data below 500 nm but seem to contain more noise at longer wavelengths. The data of Voigt et al.⁴⁵ show larger disagreement, which is different in every temperature data set. At 223 K their data are 22% lower than the Vandaele et al.⁴⁴ (1998) values.

The temperature dependence of the NO₂ cross sections in the entire ultraviolet and visible regions can be reproduced within the experimental uncertainties using analytical expressions, at least at low and moderate spectral resolutions (i.e., 0.05 nm and less). Linear functions were proposed by Davidson et al.,⁹ Kirmse et al.,²⁶ and Vandaele et al.⁴¹ (2002), a quadratic polynomial by Burrows et al.,⁴ and a double exponential function by Voigt et al.⁴⁵ For the high resolution spectra Nizkorodov et al.³³ concluded that a linear temperature dependence is not valid and a successful parameterization requires further work.

The NO₂ cross sections vary as a function of total pressure but these effects are only observed at high spectral resolution, i.e., better than 0.01 nm, as investigated by Harder et al.,¹⁷ Wennberg et al.,⁴⁶ Vandaele et al.⁴⁴ (1998), Voigt et al.,⁴⁵ Vandaele et al.⁴¹ (2002), and Nizkorodov et al.,³³ using NO₂/N₂ (or air) mixtures at total pressures up to 1 atm. Nizkorodov et al.³³ showed that a simple Lorentzian broadening model with linear dependence of the Lorentz width on pressure provides an adequate description of the pressure broadening effects in NO₂.

The current recommendation is based on the data of Vandaele et al.⁴⁴ (1998). Table 4C-2 lists recommended cross sections for 294 and 220 K averaged over atmospherically relevant intervals.

Photolysis Quantum Yield and Product Studies: A number of NO₂ photolysis quantum yield studies in the atmospherically important 300–470 nm region have been reported: Jones and Bayes²⁴ for the wavelength range 295–445 nm and at 492 nm, 546 nm and 579 nm; Gaedtke and Troe¹³ in the range 313–416 nm; Harker et al.¹⁸ for the range 375–420 nm at 1 nm intervals; Davenport⁸ for the range 390–420 nm at 223 and 300 K; Gardner et al.¹⁴ for the range 334–404 nm at 298 K, and at 404 nm at 273 and 370 K; and Roehl et al.³⁸ in the range 388–411 nm at 248 and 298 K. In the range 360–398 nm the Φ_1 values show a wide scatter, with differences of as much as 60%, especially for the data of Harker et al.¹⁸ Although Gardner et al.¹⁴ obtained values of Φ_1 between 0.89 ± 0.05 and 0.97 ± 0.06 in the range 379–397 nm, they made a critical assessment of the quantum yield data and recommended that Φ_1 is near unity at wavelengths up to and slightly beyond the dissociation limit of $\lambda_0 = 397.95$ nm (Jost et al.²⁵) and then rapidly decreases to near zero at 424 nm. However, Roehl et al.³⁸ determined $\Phi_1 = (0.93 \pm 0.10)$ in the range 388–398 nm at 298 K, and $\Phi_1 = (0.90 \pm 0.10)$ at 248 K. Troe⁴⁰ conducted a critical reanalysis of the quantum yield data of Gardner et al.¹⁴ and Roehl et al.³⁸ below λ_0 and concluded that certain secondary reactions were not correctly accounted for, and recommended corrections for both data sets. The recommended quantum yield values in Table 4C-3 are based on the data of Roehl et al.³⁸ as corrected by Troe.⁴⁰

Table 4C-2. Recommended Absorption Cross Sections of NO₂ at 220 and 294 K

λ (nm)	$10^{20} \sigma(220 \text{ K})$ (cm ²)	$10^{20} \sigma(294 \text{ K})$ (cm ²)	λ (nm)	$10^{20} \sigma(220 \text{ K})$ (cm ²)	$10^{20} \sigma(294 \text{ K})$ (cm ²)
240.964–243.902	4.14	5.77	442.5–447.5	47.9	48.8
243.902–246.914	0.961	2.79	447.5–452.5	49.3	49.8
246.914–250.000	0.859	1.62	452.5–457.5	40.6	41.6
250.000–253.165	0.191	0.998	457.5–462.5	43.5	43.6
253.165–256.410	0.496	1.05	462.5–467.5	41.5	41.4
256.410–259.740	0.872	1.28	467.5–472.5	32.7	33.7
259.740–263.158	1.26	1.58	472.5–477.5	38.8	38.7
263.158–266.667	1.77	2.05	477.5–482.5	33.4	33.7
266.667–270.270	2.36	2.64	482.5–487.5	24.0	25.4
270.270–273.973	3.03	3.24	487.5–492.5	30.9	30.8
273.973–277.778	3.94	4.07	492.5–497.5	29.4	29.4
277.778–281.690	5.16	5.21	497.5–502.5	16.7	18.2
281.690–285.714	6.29	6.23	502.5–507.5	24.4	24.3
285.714–289.855	7.72	7.59	507.5–512.5	22.8	23.1
289.855–294.118	9.64	9.51	512.5–517.5	14.8	16.0
294.118–298.507	11.6	11.5	517.5–522.5	17.7	16.1
298.507–303.030	13.2	13.2	522.5–527.5	17.5	17.9
303.030–307.692	16.0	16.1	527.5–532.5	14.9	15.3
307.692–312.5	18.5	18.8	532.5–537.5	9.71	10.6
312.5–317.5	20.8	21.6	537.5–542.5	10.3	10.8
317.5–322.5	24.2	25.3	542.5–547.5	12.6	12.7
322.5–327.5	27.2	28.7	547.5–552.5	10.4	11.0
327.5–332.5	29.4	31.7	552.5–557.5	7.40	7.97
332.5–337.5	33.0	35.8	557.5–562.5	5.56	6.05
337.5–342.5	37.0	40.2	562.5–567.5	8.62	8.70
342.5–347.5	38.6	41.8	567.5–572.5	8.25	8.48
347.5–352.5	43.5	46.2	572.5–577.5	4.12	4.71
352.5–357.5	47.7	49.7	577.5–582.5	4.11	4.47
357.5–362.5	49.2	50.9	582.5–587.5	4.60	4.69
362.5–367.5	53.7	54.9	587.5–592.5	5.14	5.39
367.5–372.5	55.2	56.1	592.5–597.5	3.82	4.08
372.5–377.5	58.4	59.0	597.5–602.5	3.71	3.95
377.5–382.5	58.5	59.3	602.5–607.5	1.56	1.85
382.5–387.5	59.2	60.1	607.5–612.5	2.38	2.54
387.5–392.5	62.4	63.0	612.5–617.5	3.47	3.53
392.5–397.5	58.5	59.7	617.5–622.5	2.39	2.57
397.5–402.5	64.0	64.4	622.5–627.5	1.77	1.96
402.5–407.5	57.0	58.2	627.5–632.5	1.00	1.21
407.5–412.5	61.8	62.4	632.5–637.5	1.23	1.33
412.5–417.5	58.3	59.1	637.5–642.5	1.48	1.53
417.5–422.5	59.3	59.9	642.5–647.5	1.86	1.92
422.5–427.5	56.0	57.0	647.5–652.5	1.24	1.35
427.5–432.5	53.7	54.4	652.5–657.5	0.755	0.873
432.5–437.5	55.5	55.9	657.5–662.5	0.508	0.566
437.5–442.5	47.5	48.8			

Note:

Vandaele et al.⁴⁴ (1998)

Table 4C-3. Recommended Quantum Yields for NO₂ Photolysis

λ (nm)	$\Phi(298\text{ K})$	$\Phi(248\text{ K})$
300 – 398	1.00	1.00
399	0.95	0.94
400	0.88	0.86
401	0.75	0.69
402	0.62	0.56
403	0.53	0.44
404	0.44	0.34
405	0.37	0.28
406	0.30	0.22
407	0.26	0.18
408	0.22	0.14
409	0.18	0.12
410	0.15	0.10
411	0.13	0.08
412	0.11	0.07
413	0.09	0.06
414	0.08	0.04
415	0.06	0.03
416	0.05	0.02
417	0.04	0.02
418	0.03	0.02
419	0.02	0.01
420	0.02	0.01
422	0.01	0.01

Note:

Roehl et al.³⁸ as corrected by Troe⁴⁰

- (1) Amoruso, A.; Crescentini, L.; Fiocco, G.; Volpe, M. New measurements of the NO₂ absorption cross section in the 440- to 460-nm region and estimates of the NO₂-N₂O₄ equilibrium constant. *J. Geophys. Res.* **1993**, *98*, 16857-16863.
- (2) Bass, A. M.; Ledford, A. E.; Laufer, A. H. Extinction coefficients of NO₂ and N₂O₄. *J. Res. Natl. Bur. Stand.* **1976**, *80A*, 143-166.
- (3) Bogumil, K.; Orphal, J.; Homann, T.; Voigt, S.; Spietz, P.; Fleischmann, O. C.; Vogel, A.; Hartmann, M.; Kromminga, H.; Bovensmann, H.; Frerick, J.; Burrows, J. P. Measurements of molecular absorption spectra with the SCIAMACHY pre-flight model: instrument characterization and reference data for atmospheric remote-sensing in the 230-2380 nm region. *J. Photochem. Photobiol. A: Chem.* **2003**, *157*, 167-184, doi:10.1016/S1010-6030(03)00062-5.
- (4) Burrows, J. P.; Dehn, A.; Deters, B.; Himmelmann, S.; Richter, A.; Voigt, S.; Orphal, J. Atmospheric remote-sensing reference data from GOME: Part I. Temperature-dependent absorption cross-sections of NO₂ in the 231-794 nm range. *J. Quant. Spectrosc. Radiat. Transfer* **1998**, *60*, 1025-1031.
- (5) Calvert, J. G.; Madronich, S.; Gardner, E. P.; Davidson, J. A.; Cantrell, C. A.; Shetter, R. E. Mechanism of NO₂ photodissociation in the energy-deficient region at 404.7 nm. *J. Phys. Chem.* **1987**, *91*, 6339-6341, doi:10.1021/j100309a006.
- (6) Coquart, B.; Jenouvier, A.; Merienne, M. F. The NO₂ absorption spectrum. II. Cross-sections at low temperatures in the 400-500 nm region. *J. Atmos. Chem.* **1995**, *21*, 251-261.
- (7) Corcoran, T. C.; Beiting, E. J.; Mitchell, M. O. High-resolution absolute absorption cross sections of NO₂ at 295, 573, and 673 K at visible wavelengths. *J. Mol. Spectrosc.* **1992**, *154*, 119-128.
- (8) Davenport, J. E. Determination of NO₂ Photolysis Parameters for Stratospheric Modeling, Federal Aviation Administration, Washington, DC. FAA-EQ-78-14, 1978,
- (9) Davidson, J. A.; Cantrell, C. A.; McDaniel, A. H.; Shetter, R. E.; Madronich, S.; Calvert, J. G. Visible-ultraviolet absorption cross sections for NO₂ as a function of temperature. *J. Geophys. Res.* **1988**, *93*, 7105-7112.
- (10) DeMore, W. B.; Sander, S. P.; Golden, D. M.; Hampson, R. F.; Kurylo, M. J.; Howard, C. J.; Ravishankara, A. R.; Kolb, C. E.; Molina, M. J. Chemical Kinetics and Photochemical Data for Use in Stratospheric Modeling. *JPL Publication 97-4* **1997**, *Evaluation 12*.

- (11) Dixon, J. K. The absorption coefficient of nitrogen dioxide in the visible spectrum. *J. Chem. Phys.* **1940**, *8*, 157-160.
- (12) Frost, G. J.; Goss, L. M.; Vaida, V. Measurements of high-resolution ultraviolet-visible absorption cross sections at stratospheric temperatures, 1. Nitrogen dioxide. *J. Geophys. Res.* **1996**, *101*, 3869-3877.
- (13) Gaedtke, H.; Troe, J. Primary processes in photolysis of NO₂. *Ber. Bunsenges. Phys. Chem.* **1975**, *79*, 184-191.
- (14) Gardner, E. P.; Sperry, P. D.; Calvert, J. G. Primary quantum yields of NO₂ photodissociation. *J. Geophys. Res.* **1987**, *92*, 6642-6652.
- (15) Gierczak, T.; Burkholder, J. B.; Ravishankara, A. R. Temperature dependent rate coefficient for the reaction O(³P) + NO₂ → NO + O₂. *J. Phys. Chem. A* **1999**, *103*, 877-883.
- (16) Hall, J., T. C.; Blacet, F. E. Separation of the absorption spectra of NO₂ and N₂O₄ in the range of 2400-5000Å. *J. Chem. Phys.* **1952**, *20*, 1745-1749.
- (17) Harder, J. W.; Brault, J. W.; Johnston, P. V.; Mount, G. H. Temperature dependent NO₂ cross sections at high spectral resolution. *J. Geophys. Res.* **1997**, *D102*, 3681-3879.
- (18) Harker, A. B.; Ho, W.; Ratto, J. J. Photodissociation quantum yield of NO₂ in the region 375 to 420 nm. *Chem. Phys. Lett.* **1977**, *50*, 394-397.
- (19) Harwood, M. H.; Jones, R. L. Temperature dependent ultraviolet-visible absorption cross sections of NO₂ and N₂O₄: Low-temperature measurements of the equilibrium constant for 2NO₂ ⇌ N₂O₄. *J. Geophys. Res.* **1994**, *99*, 22955-22964.
- (20) Hicks, E.; Leroy, B.; Rigaud, P.; Joudain, J.-L.; Le Bras, G. Near ultraviolet and visible absorption spectra of minor atmospheric components NO₂ and SO₂ between 200 and 300 K. *J. Chim. Phys.* **1979**, *76*, 693-698.
- (21) Holmes, H. H.; Daniels, F. The photolysis of nitrogen oxides: N₂O₅, N₂O₄ and NO₂. *J. Am. Chem. Soc.* **1934**, *56*, 630-637, doi:10.1021/ja01318a028.
- (22) Jenouvrier, A.; Coquart, B.; Mérienne, M.-F. The NO₂ absorption spectrum. III: The 200-300 nm region at ambient temperature. *J. Atmos. Chem.* **1996**, *25*, 21-32.
- (23) Johnston, H. S.; Graham, R. Photochemistry of NO_x and HNO_x compounds. *Can. J. Phys.* **1974**, *52*, 1415-1423.
- (24) Jones, I. T. N.; Bayes, K. Photolysis of nitrogen dioxide. *J. Chem. Phys.* **1973**, *59*, 4836-4844.
- (25) Jost, R.; Nygard, J.; Pasinski, A.; Delon, A. The photodissociation threshold of NO₂: Precise determination of its energy and density of states. *J. Chem. Phys.* **1996**, *105*, 1287-1290.
- (26) Kirmse, B.; Delon, A.; Jost, R. NO₂ absorption cross section and its temperature dependence. *J. Geophys. Res.* **1997**, *D103*, 16089-16098.
- (27) Koffend, J. B.; Holloway, J. S.; Kwok, M. A.; Heidner III, R. F. High resolution absorption spectroscopy of NO₂. *J. Quant. Spectrosc. Radiat. Transfer* **1987**, *37*, 449-453.
- (28) Leroy, B.; Rigaud, P.; Hicks, E. Visible absorption cross-sections of NO₂ at 298 K and 235 K. *Ann. Geophys.* **1987**, *5A*, 247-250.
- (29) Mérienne, M.-F.; Jenouvrier, A.; Coquart, B.; Lux, J. P. The NO₂ absorption spectrum. IV: The 200–400 nm region at 220 K. *J. Atmos. Chem.* **1997**, *27*, 219-232.
- (30) Mérienne, M. F.; Jenouvrier, A.; Coquart, B. The NO₂ absorption spectrum. I. Absorption cross-sections at ambient temperature in the 300-500 nm region. *J. Atmos. Chem.* **1995**, *20*, 281-297.
- (31) Mihalcea, R. M.; Baer, D. S.; Hanson, R. K. Tunable diode-laser absorption measurements of NO₂ near 670 and 395 nm. *Appl. Opt.* **1996**, *35*, 4059-4064.
- (32) Nakayama, T.; Kitamura, M. T.; Watanabe, K. Ionization potential and absorption coefficients of nitrogen dioxide. *J. Chem. Phys.* **1959**, *30*, 1180-1186.
- (33) Nizkorodov, S. A.; Sander, S. P.; Brown, L. R. Temperature and pressure dependence of high-resolution air-broadened absorption cross sections of NO₂ (415-525 nm) *J. Phys. Chem. A* **2004**, *108*, 4864-4872, doi:10.1021/jp049461n.
- (34) Orphal, J. A Critical Review of the Absorption Cross-Sections of O₃ and NO₂ in the 240-790 nm Region, Part 1, Ozone, European Space Agency, ESA-ESTEC Noordwijk, ESA Technical Note MO-TN-ESA-GO-0302, 2002,
- (35) Orphal, J. A critical review of the absorption cross-sections of O₃ and NO₂ in the ultraviolet and visible. *J. Photochem. Photobiol. A: Chem.* **2003**, *157*, 185-209, doi:10.1016/S1010-6030(03)00061-3.
- (36) Orphal, J.; Dreher, S.; Voigt, S.; Burrows, J. P.; Jost, R.; Delon, A. The near-infrared bands of NO₂ observed by high-resolution Fourier-transform spectroscopy. *J. Chem. Phys.* **1998**, *109*, 10217-10221.
- (37) Orphal, J.; Fellows, C. E.; Flaud, J.-M. The visible absorption spectrum of NO₃ measured by high-resolution Fourier transform spectroscopy. *J. Geophys. Res.* **2003**, *108*, 4077, doi:10.1029/2002JD002489.

- (38) Roehl, C. M.; Orlando, J. J.; Tyndall, G. S.; Shetter, R. E.; Vasquez, G. J.; Cantrell, C. A.; Calvert, J. G. Temperature dependence of the quantum yields for the photolysis of NO₂ near the dissociation limit. *J. Phys. Chem.* **1994**, *98*, 7837-7843.
- (39) Schneider, W.; Moortgat, G. K.; Burrows, J. P.; Tyndall, G. Absorption cross-sections of NO₂ in the UV and visible region (200-700 nm) at 298 K. *J. Photochem. Photobiol. A: Chem.* **1987**, *40*, 195-217.
- (40) Troe, J. Are primary quantum yields of NO₂ photolysis at $\lambda \leq 398$ nm smaller than unity? *Z. Phys. Chem.* **2000**, *214*, 573-581.
- (41) Vandaele, A. C.; Hermans, C.; Fally, S.; Carleer, M.; Colin, R.; Mérienne, M.-F.; Jenouvrier, A.; Coquart, B. High-resolution Fourier transform measurement of the NO₂ visible and near-infrared absorption cross sections: Temperature and pressure effects. *J. Geophys. Res.* **2002**, *107*, 4384, doi:10.1029/2001JD000971.
- (42) Vandaele, A. C.; Hermans, C.; Fally, S.; Carleer, M.; Merienne, M.-F. Absorption cross-sections of NO₂: simulation of temperature and pressure effects. *J. Quant. Spectrosc. Radiat. Transfer* **2003**, *76*, 373-391.
- (43) Vandaele, A. C.; Hermans, C.; Simon, P. C.; Van Roozendael, M.; Guilmot, J. M.; Carleer, M.; Colin, R. Fourier transform measurement of NO₂ absorption cross-section in the visible range at room temperature. *J. Atmos. Chem.* **1966**, *25*, 289-305.
- (44) Vandaele, A. C.; Hermans, D.; Simon, P. C.; Carleer, M.; Colin, R.; Fally, S.; Merienne, M.-F.; Jenouvrier, A.; Coquart, B. Measurements of the NO₂ absorption cross-section from 42000 cm⁻¹ to 10000 cm⁻¹ (238-1000 nm) at 220 K and 294 K. *J. Quant. Spectrosc. Radiat. Transfer* **1998**, *59*, 171-184.
- (45) Voigt, S.; Orphal, J.; Burrows, J. P. The temperature and pressure dependence of the absorption cross-sections of NO₂ in the 250-800 nm region measured by Fourier-transform spectroscopy. *J. Photochem. Photobiol. A: Chem.* **2002**, *149*, 1-7.
- (46) Wennberg, P. O.; Brault, J. W.; Hanisco, T. F.; Salawitch, R. J.; Mount, G. H. The atmospheric column abundance of IO: Implications for stratospheric ozone. *J. Geophys. Res.* **1997**, *D102*, 8887-8898.
- (47) Yoshino, K.; Esmond, J. R.; Parkinson, W. H. High-resolution absorption cross section measurements of NO₂ in the UV and visible region. *Chem. Phys.* **1997**, *221*, 169-174.

C2. NO₃ (nitrate radical)

[Back to Index](#)



(Recommendation: 06-2; Note: 10-6; Evaluated: 10-6)

Absorption Cross Sections: The visible absorption spectrum of the NO₃ radical contains ~20 diffuse bands between 400 and 700 nm, Figure 4C-1. The most intense features are the bands for the 0-0 and 1-0 transitions in the symmetric N-O stretching vibration in the excited state that are centered at 662 and 623 nm, respectively. The absorption cross section of the 0-0 band at 662 nm is of special interest, since it is commonly used to monitor NO₃ both in the laboratory and in the atmosphere.

The absorption cross sections of NO₃ have been the subject of many laboratory studies. The spectroscopy of NO₃ has been reviewed by Wayne et al.²¹ Although there is good agreement for the positions of the absorption features, the range in reported absolute cross sections is nearly a factor of two. The studies and reported cross sections values at the 662 nm peak are summarized in Table 4C-4.

Table 4C-4. Summary of NO₃ Absorption Cross Section Studies

	Study	Year	NO ₃ source Technique	T (K)	λ (nm)	Resolution (nm)	$\sigma(662 \text{ nm})$ (10 ⁻¹⁷ cm ²)
1	Schott and Davidson ¹⁹	1958	N ₂ O ₅ Shock pyrolysis	600, 650, 825, 1025	366–652	3.6	1.15 ± 0.4 ^a
2	Johnston and Graham ⁸	1974	N ₂ O ₅ + O ₃ Equilibrium constant calculation	295	450–680	0.7	0.347 (±50%) 1.48 ^b
3	Graham and Johnston ⁶	1978	N ₂ O ₅ + O ₃ Modulated photolysis	298	400–704	0.83	1.708
4	Mitchell et al. ¹¹	1980	NO ₂ + O ₃ Dual beam spectrometer	294 ± 4	498–671	0.05	1.21 ± 0.20

	Study	Year	NO ₃ source Technique	T (K)	λ (nm)	Resolution (nm)	σ(662 nm) (10 ⁻¹⁷ cm ²)	
5	Marinelli et al. ¹⁰	1982	NO ₂ + O ₃ Tunable dye laser abs.	296	654–671	0.05	1.90	
6	Ravishankara and Wine ¹⁶	1983	F + HNO ₃ Discharge flow, dye laser	298	565–673	0.05	1.78 ± 0.23	
7	Cox et al. ⁴	1984	Cl + ClONO ₂ Modulated photolysis, diode array spectrometer	296	662	0.4	1.63 ± 0.15	
8	Burrows et al. ¹	1985	F + HNO ₃ , Cl + HNO ₃ Modulated photolysis	298	615–670	1	1.85 ± 0.56	
9	Ravishankara and Mauldin ¹⁵	1986	F + HNO ₃ Discharge flow, dye laser abs.	298	652.5– 672.5	0.05	1.90 ± 0.22	
				240			2.31 ± 0.23	
				220			2.71 ± 0.27	
10	Sander ¹⁷	1986	Cl + ClONO ₂ Flash photolysis, diode array spectrometer F + HNO ₃ Discharge flow	298	220–700	~0.4	2.28 ± 0.12	
				250			2.28 ± 0.34 ^c	
				230			2.62 ± 0.13	
				298			2.70 ± 0.14	
11	Canosa-Mas et al. ²	1987	F + HNO ₃ Discharge flow	296 ± 3	662	1.1	2.23 ± 0.35	
				348			0.22 (5 cm ⁻¹)	2.06 ± 0.27
				323				2.13 ± 0.22
				298				2.02 ± 0.20
271	2.08 ± 0.18							
12	Cantrell et al. ³	1987	NO ₂ + O ₃ Fourier transform spectroscopy	253	662		1.84 ± 0.43	
				232			2.22 ± 0.33	
				215			2.02 ± 0.24	
				215–348			2.06 ± 0.32	
							(average)	
13	Yokelson et al. ²²	1994	Cl + ClONO ₂ Flash photolysis, diode array spectrometer	298	440–720	~0.1	2.23 ± 0.09	
				258			2.49 ± 0.13	
				230			2.76 ± 0.13	
				200			2.99 ± 0.14	
14	Wängberg et al. ²⁰	1997	N ₂ O ₅ ↔ NO ₃ + NO ₃ Differential optical absorption spectroscopy	279.6– 294.2	603–682	0.42	scaled to 2.10 ^d	
15	Orphal et al. ¹³	2003	N ₂ O ₅ + O ₃ Fourier transform spectroscopy	294	465–794	0.6 cm ⁻¹ (0.026 nm at 662 nm)	2.18	
16	Osthoff et al. ¹⁴	2007	NO ₃ + NO ₃ ↔ N ₂ O ₅ Cavity ring-down spectroscopy	298	662.2 (vac)	0.5 cm ⁻¹	2.30 ± 0.19	
				308			2.16 ± 0.18	
				318			1.98 ± 0.17	
				333			1.96 ± 0.16	
				353			1.68 ± 0.13	
				373			1.60 ± 0.13	
388	1.55 ± 0.12							

^a Estimate for 300 K by Wayne et al.²¹ from the data of Schott and Davidson.¹⁹

^b Improvement by Graham and Johnston⁶ using their more actual kinetic data.

^c The overall uncertainty (± 15%) includes the uncertainty of the absorbance measurement (± 5%) and the uncertainty of σ(ClONO₂) (± 10%). The value for σ(662 nm) obtained by the flash photolysis method is preferred by Sander¹⁷ over that obtained by the discharge flow method.

^d Recommendation by Wayne et al.²¹

The JPL02-25¹⁸ evaluation recommended a cross section value of $(2.00 \pm 0.25) \times 10^{-17}$ cm² molecule⁻¹ at 662 nm derived from an average of the results from studies 5, 6, and 8-12 given in Table 4C-4. The recommendation by Wayne et al.²¹ averaged the data of the more recent studies, studies 9-12, and resulted in

a slightly higher value of $(2.10 \pm 0.20) \times 10^{-17} \text{ cm}^2 \text{ molecule}^{-1}$. Higher values for the absorption cross section at 662 nm were obtained in the more recent studies by Yokelson et al.²² and Orphal et al.¹³ Here, the results from Sander¹⁷ and Yokelson et al.²² are averaged to derive a recommended cross section of $(2.25 \pm 0.15) \times 10^{-17} \text{ cm}^2 \text{ molecule}^{-1}$ at 662 nm. The recommended absorption cross sections at other wavelengths in Table 4C-5 are taken from Sander¹⁷ after normalization to this value, which is actually only a reduction of 1.3% from the originally reported data.

The studies of the absorption spectrum temperature dependence indicate an increase of the 662 nm peak absorption cross section with decreasing temperature. Ravishankara and Mauldin¹⁵ reported an increase of 42% between 298 and 220 K. Sander¹⁷ reported an increase of 17% between 298 and 230 K. Yokelson et al.²² reported increases of 34% between 298 and 200 K and 24% between 298 and 230 K. Osthoff et al.¹⁴ reported a decrease of 48% between 298 and 388 K. Cantrell et al.³ reported a temperature independent cross section over the temperature range 210–348 K of $2.06 \times 10^{-17} \text{ cm}^2 \text{ molecule}^{-1}$ that is in disagreement with the findings from the other studies. Osthoff et al.¹⁴ combined their data with the data from Yokelson et al.²² and modified the parameterization given by Yokelson et al.²² for the peak cross section temperature dependence slightly as:

$$\sigma(662 \text{ nm}, T) = (4.582 \pm 0.096) - [(0.00796 \pm 0.0031) \times T] \times 10^{-17} \text{ cm}^2 \text{ molecule}^{-1}$$

for the range 220–388 K. Orphal et al.¹³ interpreted the temperature dependence as resulting from changes in the ground vibrational state population of NO_3 (D_{3h} symmetry) and derived a formula for the cross section ratio as function of temperature

$$\sigma(T)/\sigma(298 \text{ K}) = [1 - \exp(-1096.4/T) - 2 \exp(-529.5/T)] / [1 - \exp(-1096.4/298.0) - 2 \exp(-529.5/298.0)]$$

where the values of 1096.4 K and 529.5 K are the vibrational energies of 762 cm^{-1} and 368 cm^{-1} divided by the Boltzmann constant. There is excellent agreement between the calculated temperature dependence using the Orphal model and the empirical relationships from Yokelson et al.²² and Osthoff et al.¹⁴

Photolysis Quantum Yield and Product Studies: The quantum yields Φ_1 and Φ_2 have been measured by Graham and Johnston,⁶ and at higher spectral resolution by Magnotta and Johnston,⁹ who report the product of the cross section times the quantum yield in the 400 to 630 nm range. The total quantum yield value, $\Phi_1 + \Phi_2$, computed from the results of Magnotta and Johnston⁹ and the cross sections of Graham and Johnston,⁶ is about 1.5 for $\lambda < 585 \text{ nm}$, based on the nearly constant yield of the major product $\text{O}(^3\text{P})$, and a quantum yield for the NO production Φ_1 near zero. Because systematic errors seem to exist in these data, in their review Wayne et al.²¹ normalized Φ_2 quantum yields to unity at $\lambda < 585 \text{ nm}$. The quantum yield for the NO production, Φ_1 , increases from zero at 585 nm to a maximum of $\Phi_1 = 0.35$ at 595 nm, where $\Phi_2 = 0.65$. At longer wavelengths both Φ_1 and Φ_2 decrease to a value of zero at $\lambda = 640 \text{ nm}$. Orlando et al.¹² measured the $\text{O}(^3\text{P})$ and NO quantum yields in the photolysis of NO_3 between 570 and 635 nm. They qualitatively confirm the earlier measurements by Johnston and coworkers but provide more accurate data for both channels. The $\text{O}(^3\text{P})$ quantum yield was found to be unity in the wavelength range 570–585 nm and to decrease to 0.1 at 635 nm. They observed anomalously low $\text{O}(^3\text{P})$ yields in the region of the strong absorption band near 623 nm. The quantum yields for NO formation were < 0.10 at 580 nm and 0.20 ± 0.10 near 590 nm. The wavelength dependence of Φ_1 and Φ_2 are similar to those recommended in the review of Wayne et al.²¹

In a molecular beam study, Davis et al.⁵ investigated the photodissociation processes of NO_3 over the wavelength range 532–662 nm and determined a sharp threshold for the dissociation of internally cold NO_3 into NO_2 and $\text{O}(^3\text{P})$ at 587 nm. At shorter wavelengths, e.g. 585 nm, the $\text{NO} + \text{O}_2$ yield dropped to < 0.05 . At excitation energies just below this threshold, i.e., $\lambda = 588 \text{ nm}$, a large quantum yield (0.70 ± 0.10) for a concerted three-center rearrangement was observed, resulting in $\text{NO} + \text{O}_2(^3\Sigma_g^-, ^1\Delta)$. The yield of this $\text{NO} + \text{O}_2$ process decreases at longer wavelengths to zero at 613 nm. At $\lambda > 588 \text{ nm}$ the $\text{O} + \text{NO}_2$ channel yield arises from vibrational excitation of the ground electronic state of NO_3 . These results imply that for thermally equilibrated NO_3 the branching ratios for dissociation of both channels (1) and (2) will strongly depend on temperature, especially near the threshold wavelength.

Johnston et al.⁷ re-analyzed the available laboratory data relevant to NO_3 photolysis, including quantum yield data for NO and NO_2 formation, fluorescence, and threshold energies reported in the molecular beam study. Their model reproduces the wavelength dependent quantum yield values for $\Phi(\text{O} + \text{NO}_2)$, $\Phi(\text{NO} + \text{O}_2)$ and $\Phi(\text{fluorescence})$ at 190, 230, and 298 K. At 298 K the calculated $\Phi(\text{O} + \text{NO}_2)$ quantum yields agree reasonably well with those obtained by Orlando et al.,¹² but shows a systematic offset in the wavelength range 605–620 nm. The calculated $\Phi(\text{NO} + \text{O}_2)$ product yield agrees with those reported by Magnotta and Johnston⁹ within the scatter of the experimental data.

The recommended quantum yields in Table 4C-6 over the wavelength range 685–640 nm at 190, 230, and 298 K are taken from Johnston et al.⁷ For $\lambda < 585$ nm, $\Phi(\text{O} + \text{NO}_2) = 1$, and $\Phi(\text{NO} + \text{O}_2) = 0$ and for $\lambda > 640$ nm $\Phi(\text{O} + \text{NO}_2)$ and $\Phi(\text{NO} + \text{O}_2)$ are zero. Photodissociation rates have been calculated by Johnston et al.⁷ for overhead sun in the stratosphere to be

$$J(\text{NO} + \text{O}_2) = 0.0201 \text{ s}^{-1}$$

$$J(\text{NO}_2 + \text{O}) = 0.156 \text{ s}^{-1}$$

Table 4C-5. Recommended Absorption Cross Sections of NO₃ at 298 K

λ (nm)	$10^{20} \sigma$ (cm ²)	λ (nm)	$10^{20} \sigma$ (cm ²)	λ (nm)	$10^{20} \sigma$ (cm ²)	λ (nm)	$10^{20} \sigma$ (cm ²)	λ (nm)	$10^{20} \sigma$ (cm ²)
403	2	461	41	519	165	577	362	635	154
404	0	462	42	520	180	578	354	636	181
405	3	463	43	521	196	579	347	637	222
406	2	464	51	522	206	580	358	638	217
407	1	465	54	523	189	581	380	639	169
408	3	466	58	524	176	582	351	640	132
409	0	467	61	525	169	583	314	641	108
410	1	468	60	526	175	584	302	642	99
411	2	469	62	527	193	585	310	643	104
412	5	470	63	528	225	586	355	644	102
413	5	471	66	529	257	587	446	645	92
414	2	472	69	530	239	588	540	646	80
415	6	473	66	531	224	589	656	647	75
416	7	474	66	532	216	590	638	648	66
417	8	475	73	533	209	591	583	649	58
418	5	476	84	534	218	592	548	650	53
419	9	477	83	535	247	593	490	651	59
420	9	478	78	536	275	594	449	652	65
421	9	479	78	537	276	595	460	653	76
422	10	480	75	538	251	596	495	654	88
423	12	481	76	539	219	597	467	655	105
424	10	482	76	540	225	598	393	656	142
425	8	483	77	541	219	599	333	657	184
426	15	484	83	542	201	600	296	658	260
427	15	485	88	543	180	601	307	659	436
428	13	486	98	544	183	602	355	660	798
429	12	487	99	545	210	603	408	661	1551
430	18	488	102	546	260	604	468	662	2250
431	14	489	103	547	312	605	467	663	1869
432	16	490	111	548	320	606	355	664	1210
433	19	491	106	549	290	607	258	665	794
434	20	492	107	550	265	608	198	666	532
435	17	493	109	551	261	609	184	667	326
436	16	494	109	552	264	610	189	668	203
437	20	495	113	553	271	611	204	669	134
438	23	496	129	554	298	612	239	670	102
439	22	497	130	555	334	613	282	671	85
440	21	498	128	556	349	614	273	672	81
441	20	499	125	557	352	615	242	673	69
442	23	500	121	558	376	616	224	674	55
443	19	501	118	559	399	617	226	675	51
444	21	502	118	560	355	618	256	676	52
445	22	503	119	561	320	619	274	677	63
446	26	504	135	562	311	620	350	678	80
447	31	505	137	563	300	621	562	679	84
448	26	506	143	564	291	622	1090	680	74

λ (nm)	$10^{20} \sigma$ (cm ²)	λ (nm)	$10^{20} \sigma$ (cm ²)	λ (nm)	$10^{20} \sigma$ (cm ²)	λ (nm)	$10^{20} \sigma$ (cm ²)	λ (nm)	$10^{20} \sigma$ (cm ²)
449	30	507	137	565	292	623	1578	681	57
450	31	508	136	566	305	624	1291	682	42
451	33	509	145	567	301	625	898	683	33
452	36	510	162	568	305	626	783	684	28
453	34	511	186	569	310	627	806	685	19
454	38	512	189	570	299	628	789	686	17
455	38	513	172	571	296	629	748	687	13
456	38	514	169	572	294	630	724	688	13
457	42	515	170	573	298	631	518	689	13
458	39	516	167	574	306	632	350	690	11
459	45	517	160	575	330	633	233	691	8
460	42	518	154	576	350	634	176		

Note:

403–691 nm: data from Sander¹⁷ normalized to 2.25×10^{-17} cm² molecule⁻¹ at 662 nm

Table 4C-6. Recommended Product Channel Quantum Yields in the Photolysis of NO₃ at 298, 230, and 190 K

λ (nm)	$10^3 \Phi(\text{NO} + \text{O}_2)$			$10^3 \Phi(\text{NO}_2 + \text{O}(^3\text{P}))$		
	298 K	230 K	190 K	298 K	230 K	190 K
585	0.0	0.0	0.0	983.0	996.0	999.0
586	15.2	26.4	37.9	967.0	970.0	961.0
587	39.1	66.7	94.4	943.0	930.0	905.0
588	97.1	161.0	221.0	885.0	836.0	779.0
589	128.0	209.0	283.0	854.0	788.0	716.0
590	190.0	300.0	397.0	793.0	696.0	602.0
591	220.0	343.0	448.0	763.0	653.0	551.0
592	249.0	383.0	495.0	734.0	614.0	505.0
593	303.0	455.0	575.0	680.0	542.0	424.0
594	328.0	487.0	610.0	654.0	510.0	390.0
595	359.0	517.0	630.0	608.0	453.0	332.0
596	357.0	501.0	598.0	587.0	429.0	307.0
597	318.0	430.0	493.0	567.0	406.0	285.0
598	323.0	421.0	468.0	531.0	367.0	249.0
599	314.0	396.0	429.0	509.0	345.0	229.0
600	291.0	346.0	355.0	472.0	307.0	196.0
601	296.0	338.0	335.0	438.0	275.0	170.0
602	291.0	322.0	310.0	415.0	254.0	153.0
603	283.0	294.0	267.0	371.0	215.0	123.0
604	280.0	282.0	249.0	351.0	198.0	111.0
605	264.0	253.0	213.0	323.0	176.0	94.4
606	271.0	251.0	205.0	296.0	155.0	80.0
607	268.0	243.0	194.0	280.0	143.0	71.9
608	250.0	217.0	167.0	259.0	128.0	62.1
609	248.0	208.0	155.0	238.0	113.0	53.0
610	236.0	193.0	140.0	226.0	105.0	48.1
611	205.0	159.0	111.0	210.0	94.7	42.2
612	200.0	150.0	101.0	193.0	84.0	36.2
613	190.0	138.0	90.6	181.0	77.3	32.6
614	166.0	114.0	71.2	166.0	68.4	28.0
615	166.0	110.0	66.1	147.0	58.3	22.9
616	160.0	102.0	59.7	137.0	52.7	20.2
617	141.0	85.5	47.5	124.0	46.5	17.3
618	143.0	83.5	44.8	108.0	38.6	13.8
619	139.0	78.4	40.9	99.3	34.6	12.1
620	131.0	71.5	36.0	89.7	30.3	10.2
621	127.0	66.0	32.0	76.9	24.8	8.03
622	122.0	61.9	29.2	70.4	22.1	6.99

623	117.0	57.6	26.5	64.3	19.7	6.07
624	106.0	49.6	21.9	55.2	16.2	4.8
625	98.5	44.5	19.0	48.7	13.8	3.94
626	92.3	40.6	16.8	44.2	12.2	3.39
627	84.8	36.0	14.5	39.3	10.5	2.83
628	73.9	29.9	11.5	33.9	8.67	2.26
629	69.9	27.4	10.2	29.4	7.23	1.81
630	64.9	24.7	9.01	26.4	6.29	1.53
631	57.8	21.3	7.52	23.6	5.45	1.29
632	50.8	17.8	6.02	19.5	4.29	0.969
633	46.6	15.9	5.23	17.7	3.8	0.838
634	42.6	14.2	4.54	16.1	3.36	0.724
635	37.3	12.0	3.73	14.6	2.97	0.624
636	32.3	9.86	2.93	11.9	2.3	0.462
637	29.4	8.7	2.52	10.7	2.02	0.396
638	26.6	7.66	2.16	9.57	1.77	0.338
639	23.5	6.53	1.78	8.56	1.54	0.288
640	20.3	5.38	1.41	7.15	1.24	0.224

Note:

Johnston et al.⁷

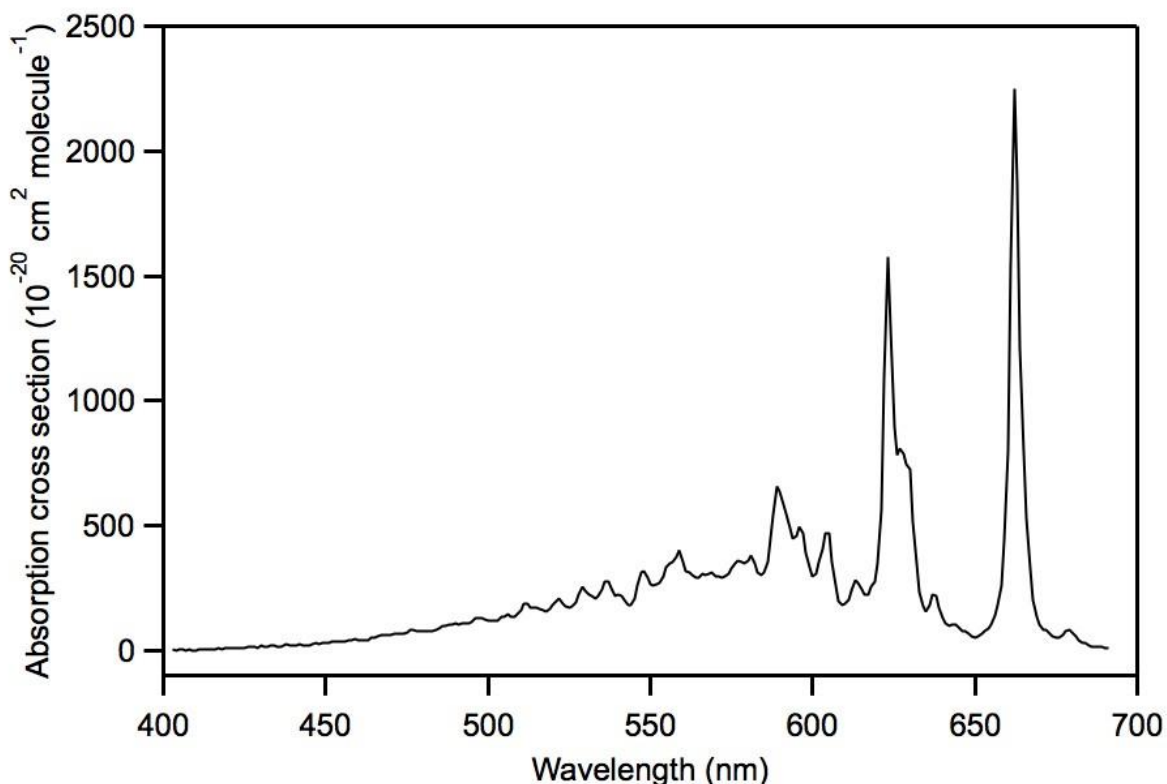


Figure 4C-1. Absorption Spectrum of NO₃

- (1) Burrows, J. P.; Tyndall, G. S.; Moortgat, G. K. Absorption spectrum of NO₃ and kinetics of the reactions of NO₃ with NO₂, Cl, and several stable atmospheric species at 298 K. *J. Phys. Chem.* **1985**, *89*, 4848-4856.
- (2) Canosa-Mas, C. E.; Fowles, M.; Houghton, P. J.; Wayne, R. P. Absolute absorption cross-section measurements on NO₃ Evaluation of the titration of NO₃ by NO in the determination of absolute concentrations. *J. Chem. Soc. Faraday Trans. 2* **1987**, *83*, 1465-1474.
- (3) Cantrell, C. A.; Davidson, J. A.; Shetter, R. E.; Anderson, B. A.; Calvert, J. G. The temperature invariance of the NO₃ absorption cross section in the 662-nm region. *J. Phys. Chem.* **1987**, *91*, 5858-5863, doi:10.1021/j100307a009.
- (4) Cox, R. A.; Barton, R. A.; Ljungstrom, E.; Stocker, D. W. The reactions of Cl and ClO with the NO₃ radical. *Chem. Phys. Lett.* **1984**, *108*, 228-232.

- (5) Davis, H. F.; Kim, B.; Johnston, H. S.; Lee, Y. T. Dissociation energy and photochemistry of NO₃. *J. Phys. Chem.* **1993**, *97*, 2172-2180.
- (6) Graham, R. A.; Johnston, H. S. The photochemistry of NO₃ and the kinetics of the N₂O₅-O₃ system. *J. Phys. Chem.* **1978**, *82*, 254-268, doi:10.1021/j100492a002.
- (7) Johnston, H. S.; Davis, H. F.; Lee, Y. T. NO₃ photolysis product channels: Quantum yields from observed energy thresholds. *J. Phys. Chem.* **1996**, *100*, 4713-4723.
- (8) Johnston, H. S.; Graham, R. Photochemistry of NO_x and HNO_x compounds. *Can. J. Phys.* **1974**, *52*, 1415-1423.
- (9) Magnotta, F.; Johnston, H. S. Photodissociation quantum yields for the NO₃ free radical. *Geophys. Res. Lett.* **1980**, *7*, 769-772.
- (10) Marinelli, W. J.; Swanson, D. M.; Johnston, H. S. Absorption cross sections and line shape for the NO₃(0-0) band. *J. Chem. Phys.* **1982**, *76*, 2864-2870.
- (11) Mitchell, D. N.; Wayne, R. P.; Allen, P. J.; Harrison, R. P.; Twin, R. J. Kinetics and photochemistry of NO₃ Part 1.-Absolute absorption cross-section. *J. Chem. Soc. Faraday Trans. 2* **1980**, *76*, 785-793.
- (12) Orlando, J. J.; Tyndall, G. S.; Moortgat, G. K.; Calvert, J. G. Quantum yields for NO₃ photolysis between 570 and 635 nm. *J. Phys. Chem.* **1993**, *97*, 10996-11000.
- (13) Orphal, J.; Fellows, C. E.; Flaud, J.-M. The visible absorption spectrum of NO₃ measured by high-resolution Fourier transform spectroscopy. *J. Geophys. Res.* **2003**, *108*, 4077, doi:10.1029/2002JD002489.
- (14) Osthoff, H. D.; Pilling, M. J.; Ravishankara, A. R.; Brown, S. S. Temperature dependence of the NO₃ absorption cross-section above 298 K and determination of the equilibrium constant for NO₃ + NO₂ ↔ N₂O₅ at atmospherically relevant conditions. *Phys. Chem. Chem. Phys.* **2007**, *9*, 5785-5793, doi:10.1039/b709193a.
- (15) Ravishankara, A. R.; Mauldin, R. L. Temperature dependence of the NO₃ cross section in the 662-nm region. *J. Geophys. Res.* **1986**, *91*, 8709-8712.
- (16) Ravishankara, A. R.; Wine, P. H. Absorption cross sections for NO₃ between 565 and 673 nm. *Chem. Phys. Lett.* **1983**, *101*, 73-78.
- (17) Sander, S. P. Temperature dependence of the NO₃ absorption spectrum. *J. Phys. Chem.* **1986**, *90*, 4135-4142, doi:10.1021/j100408a060.
- (18) Sander, S. P.; Finlayson-Pitts, B. J.; Friedl, R. R.; Golden, D. M.; Huie, R. E.; Kolb, C. E.; Kurylo, M. J.; Molina, M. J.; Moortgat, G. K.; Orkin, V. L.; Ravishankara, A. R. Chemical Kinetics and Photochemical Data for Use in Atmospheric Studies, Evaluation Number 14, Jet Propulsion Laboratory Pasadena, JPL Publication 02-25, 2002, <http://jpldataeval.jpl.nasa.gov>.
- (19) Schott, G.; Davidson, N. Shock waves in chemical kinetics: The decomposition of N₂O₅ at high temperatures. *J. Am. Chem. Soc.* **1958**, *80*, 1841-1853.
- (20) Wangberg, I.; Eitzkorn, T.; Barnes, I.; Platt, U.; Becker, K. H. Absolute determination of the temperature behavior of the NO₂ + NO₃ + (M) ↔ N₂O₅ + (M) equilibrium. *J. Phys. Chem. A* **1997**, *101*, 9694-9698.
- (21) Wayne, R. P.; Barnes, I.; Burrows, J. P.; Canosa-Mas, C. E.; Hjorth, J.; Le Bras, G.; Moortgat, G. K.; Perner, D.; Poulet, G.; Restelli, G.; Sidebottom, H. The nitrate radical: Physics, chemistry, and the atmosphere. *Atmos. Environ.* **1991**, *25A*, 1-203.
- (22) Yokelson, R. J.; Burkholder, J. B.; Fox, R. W.; Talukdar, R. K.; Ravishankara, A. R. Temperature dependence of the NO₃ absorption spectrum. *J. Phys. Chem.* **1994**, *98*, 13144-13150.

C3. N₂O (nitrous oxide)

[Back to Index](#)

N ₂ O + hv → N ₂ + O(¹ D)	356.5 kJ mol ⁻¹	336 nm	(1)
→ N ₂ + O(³ P)	168 kJ mol ⁻¹	713 nm	(2)
→ N(⁴ S) + NO(² Π)	482 kJ mol ⁻¹	248 nm	(3)
→ N ₂ + O(¹ S)	571 kJ mol ⁻¹	210 nm	(4)

(Recommendation: 06-2; Note: 15-10; Evaluated: 15-10)

Absorption Cross Sections: The VUV/UV absorption spectrum of nitrous oxide, N₂O, has been measured in numerous studies covering the wavelength range 108–315 nm at temperatures between 194 and 302 K. A summary of the available spectroscopic studies is given in Table 4C-7.

Table 4C-7. Summary of N₂O Cross Section Studies

Study	Year	Temperature (K)	Wavelength range (nm)	Resolution (nm)
Romand and Mayence ²¹	1949	291	139–231	–
Zelikoff et al. ³²	1953	298	108–210	0.085
Zelikoff and Aschenbrand ³¹	1954	298	184.9	–
Thompson et al. ²⁶	1963	298	190–240	–
Bates and Hays ¹	1967	298	190–315	–
Bertrand et al. ²	1975	298	123.6	–
Johnston and Selwyn ¹²	1975	298	210–300	–
Selwyn et al. ²³	1977	194, 225, 243, 263, 302	173–240	0.7, 0.075
Hitchcock et al. ⁹	1980	298	16.8–155	0.5
Hubrich and Stuhl ¹⁰	1980	208, 298	160–250	0.3
Selwyn and Johnston ²⁴	1981	150–500	172–197	0.003, 0.05, 0.07
Yoshino et al. ²⁹	1984	295–299	169.6–222.6	0.0006
Mérienne et al. ¹⁴	1990	220, 240, 296	200–240	0.02
Chan et al. ⁴	1994	298	6.1–168	0.5
Cantrell et al. ³	1997	298, 353	184.9	<0.2
Creasey et al. ⁵	2000	298	184.9	–
von Hessberg et al. ²⁸	2004	233, 283	180–218	0.7, 1.1
Rontu Carlon et al. ²²	2010	210–350	184.95, 202.206, 206.200, 213.857, 228.8	atomic lines
SPARC Evaluation ¹³	2013	–	–	–

The N₂O spectrum has a broad absorption band between 160 and 260 nm with the peak near 182 nm ($\sigma_{\max} = (1.24\text{--}1.47) \times 10^{-19} \text{ cm}^2 \text{ molecule}^{-1}$) and a stronger but weaker band between 137 and 160 nm with the maximum near 145 nm ($\sigma_{\max} = (5\text{--}6) \times 10^{-18} \text{ cm}^2 \text{ molecule}^{-1}$). There is good agreement between the results from Selwyn et al.²³ and Hubrich and Stuhl.¹⁰ The agreement over the entire 160–260 nm band is better than 15% and the difference at 182 nm is 5% with the data of Selwyn et al.²³ being greater. The results of Mérienne et al.¹⁴ and Rontu Carlon et al.²² are in excellent agreement, better than 5% and 3%, respectively, with those of Selwyn et al.²³ The results of Cantrell et al.³ and Creasey et al.⁵ at 184.9 nm are also in good agreement with the results of Selwyn et al.²³ The high resolution absorption spectrum reported by Yoshino et al.²⁹ shows the diffuse vibrational structure around the maximum and their absolute cross sections are close to those reported by Hubrich and Stuhl.¹⁰ At wavelengths >250 nm, there are large discrepancies between the results from Bates and Hayes¹ and Johnston and Selwyn.¹² The recommended cross sections listed in Table 4C-8 are based on the room temperature results at 160, 165, and 170 nm of Hubrich and Stuhl¹⁰ and the room temperature data between 173–240 nm from Selwyn et al.²³

The VUV absorption spectrum of N₂O has been measured by Hitchcock et al.⁹ (16.8–155 nm) and Chan et al.⁴ (6.1–168 nm). The absorption cross section at 123.6 nm was measured by Bertrand et al.² The cross section results from Chan et al. and Hitchcock et al. agree to within 6% at 124 nm, while the value reported by Bertrand et al. is less by nearly a factor of 3. The reason for the difference is unknown. The recommended Lyman- α cross section is adopted from SPARC,¹³ which used a linear interpolation of the Chan et al. cross section data at 118 and 124 nm to obtain a Lyman- α cross section of $2.4 \times 10^{-17} \text{ cm}^2 \text{ molecule}^{-1}$ with an uncertainty factor of 1.5 (2σ).

The temperature dependence of the N₂O absorption cross section in the atmospherically relevant wavelength region has been measured by Selwyn et al.,²³ Hubrich and Stuhl,¹⁰ Mérienne et al.,¹⁴ and Rontu Carlon et al.²² These studies report a decrease in absorption cross section with decreasing temperature. The Hubrich and Stuhl data has considerable scatter in the spectrum wavelength dependence and is not considered in the recommendation. The Rontu Carlon et al. study is in excellent agreement, to within 3%, with the JPL10-6 recommendation at 202.206, 206.200, and 213.857 nm. There is a systematic difference in the cross section temperature dependence at 228.8 nm between the Mérienne et al. and Rontu Carlon et al. data and that of JPL10-6, where the difference is ~18% at 210 K. The empirical cross section parameterization given by Selwyn et al.²³ given in Table 4C-9 is recommended.

On the basis of the Selwyn et al., Mérienne et al., and Rontu Carlon et al. studies, an uncertainty factor of 1.08 (2σ) is recommended for the 298 K absorption cross sections over the wavelength range 185–220 nm.

The uncertainty factor at lower temperatures is estimated to be slightly greater with a value of 1.12 (2σ) at 200 K.

Isotopomer specific cross sections for $^{14}\text{N}^{14}\text{NO}$, $^{15}\text{N}^{14}\text{NO}$, $^{14}\text{N}^{15}\text{NO}$, $^{15}\text{N}^{15}\text{NO}$ over the wavelength range 181–218 nm have been reported by von Hessberg et al.²⁸ at 233 and 283 K. They observed a slight decrease in the absorption cross sections of $^{14}\text{N}^{15}\text{NO}$ and $^{15}\text{N}^{15}\text{NO}$ compared to those of $^{14}\text{N}^{14}\text{NO}$ and $^{15}\text{N}^{14}\text{NO}$. They also observed a systematic decrease in absorption cross section with decreasing temperature.

Photolysis Quantum Yield and Product Studies: The quantum yield for photodissociation is unity in the range 140–230 nm and the photoproducts are almost exclusively N_2 and $\text{O}(^1\text{D})$ (Zelikoff and Aschenbrand,³¹ Greiner,⁷ Paraskevopoulos and Cvetanovic,¹⁶ Preston and Barr,¹⁷ and Simonaitis et al.²⁵). The yield of $\text{N}(^4\text{S})$ and $\text{NO}(^2\Pi)$ is less than 1% (Greenblatt and Ravishankara⁶). Nishida et al.¹⁵ reported the yield of $\text{O}(^3\text{P})$ at 193 nm to be 0.005 ± 0.002 .

Several groups have investigated the isotopic fractionation of N_2O resulting from photolysis in the UV. Fractionation factors have been measured following photolysis at select wavelengths in the 193–213 nm range by Turatti et al.²⁷ (using high resolution FTIR spectroscopy), Röckmann et al.¹⁹ (using a modified isotope ratio mass spectrometric technique), Rahn et al.¹⁸ (utilizing isotope ratio mass spectrometry), and Zhang et al.³³ (using low resolution FTIR spectroscopy). Röckmann et al.²⁰ utilized a broadband photolysis source centered around 200 nm that simulated stratospheric actinic fluxes. The results are in reasonably good agreement and indicate that the fractionation factors increase with increasing wavelength between 193 and 213 nm. Furthermore, the fractionation factors show a clear dependence on the position of the ^{15}N atom, in agreement with the theoretical zero point energy model of Yung and Miller.³⁰ However, the Yung and Miller calculations underestimate the laboratory results by about a factor of two. A more detailed Hermite propagation model used by Johnson et al.¹¹ achieved better agreement with experimental enrichment factors. Analysis of the isotopic composition of stratospheric air samples yields results that are in qualitative agreement with the laboratory results, confirming that photolysis is the predominant sink for N_2O .^{8,20} On the other hand, the fractionation factors measured in the atmospheric samples are smaller than those reported from the laboratory studies, indicating the influence of atmospheric diffusion and mixing (Röckmann et al.²⁰).

Table 4C-8. Recommended Absorption Cross Sections of N_2O at 298 K

λ (nm)	$10^{20}\sigma$ (cm^2)	λ (nm)	$10^{20}\sigma$ (cm^2)	λ (nm)	$10^{20}\sigma$ (cm^2)	λ (nm)	$10^{20}\sigma$ (cm^2)
160	4.30	188	12.5	206	1.65	224	0.0375
165	5.61	189	11.7	207	1.38	225	0.0303
170	8.30	190	11.1	208	1.16	226	0.0239
173	11.3	191	10.4	209	0.980	227	0.0190
174	11.9	192	9.75	210	0.755	228	0.0151
175	12.6	193	8.95	211	0.619	229	0.0120
176	13.4	194	8.11	212	0.518	230	0.00955
177	14.0	195	7.57	213	0.421	231	0.00760
178	13.9	196	6.82	214	0.342	232	0.00605
179	14.4	197	6.10	215	0.276	233	0.00478
180	14.6	198	5.35	216	0.223	234	0.00360
181	14.6	199	4.70	217	0.179	235	0.00301
182	14.7	200	4.09	218	0.142	236	0.00240
183	14.6	201	3.58	219	0.115	237	0.00191
184	14.4	202	3.09	220	0.0922	238	0.00152
185	14.3	203	2.67	221	0.0739	239	0.00123
186	13.6	204	2.30	222	0.0588	240	0.00101
187	13.1	205	1.95	223	0.0474		

Note:

160–170 nm: Hubrich and Stuhl¹⁰

173–240 nm: Selwyn et al.²³

Table 4C-9. Recommended Expression for the Absorption Cross Sections of N₂O as a Function of Temperature

$$\ln(\sigma(\lambda, T)) = \sum_{n=0}^4 A_n \lambda^n + (T - 300) \exp\left(\sum_{n=0}^3 B_n \lambda^n\right)$$

where T ≡ temperature (K) and λ ≡ wavelength (nm)

A ₀ = 68.21023	B ₀ = 123.4014
A ₁ = -4.071805	B ₁ = -2.116255
A ₂ = 4.301146 × 10 ⁻²	B ₂ = 1.111572 × 10 ⁻²
A ₃ = -1.777846 × 10 ⁻⁴	B ₃ = -1.881058 × 10 ⁻⁵
A ₄ = 2.520672 × 10 ⁻⁷	


Ranges of applicability: 173 nm < λ < 240 nm; 194 K < T < 302 K

- (1) Bates, D. R.; Hays, P. B. Atmospheric nitrous oxide. *Planet. Space Sci.* **1967**, *15*, 189-197.
- (2) Bertrand, C.; Collin, G. J.; Gagnon, H. Coefficients d'absorption et rendements quantiques ioniques de composés inorganiques et d'hydrocarbures insaturés. *J. Chim. Phys.* **1975**, *72*, 719-723.
- (3) Cantrell, C. A.; Zimmer, A.; Tyndall, G. S. Absorption cross sections for water vapor from 183 to 193 nm. *Geophys. Res. Lett.* **1997**, *24*, 2195-2198, 2687 (Erratum).
- (4) Chan, W. F.; Cooper, G.; Brion, C. E. Discrete and continuum photoabsorption oscillator-strengths for the electronic spectrum of nitrous oxide (5.5-203 eV). *Chem. Phys.* **1994**, *180*, 77-88.
- (5) Creasey, D. J.; Heard, D. E.; Lee, J. D. Absorption cross-section measurements of water vapour and oxygen at 185 nm. Implications for the calibration of field instruments to measure OH, HO₂ and RO₂ radicals. *Geophys. Res. Lett.* **2000**, *27*, 1651-1654.
- (6) Greenblatt, G. D.; Ravishankara, A. R. Laboratory studies on the stratospheric NO_x production rate. *J. Geophys. Res.* **1990**, *95*, 3539-3547.
- (7) Greiner, N. R. Photochemistry of N₂O essential to a simplified vacuum-ultraviolet actinometer. *J. Chem. Phys.* **1967**, *47*, 4373-4377.
- (8) Griffith, D. W. T.; Toon, G. C.; Sen, B.; Blavier, J.-F.; Toth, R. A. Vertical profiles of nitrous oxide isotopomer fractionation measured in the stratosphere. *Geophys. Res. Lett.* **2000**, *27*, 2485-2488.
- (9) Hitchcock, V. C.; Brion, E.; van der Wiel, M. J. Absolute oscillator-strengths for valence-shell ionic photofragmentation of N₂O and CO₂ (8-75 eV). *Chem. Phys.* **1980**, *45*, 461-478.
- (10) Hubrich, C.; Stuhl, F. The ultraviolet absorption of some halogenated methanes and ethanes of atmospheric interest. *J. Photochem.* **1980**, *12*, 93-107.
- (11) Johnson, M. S.; Billing, G. D.; Gruodis, A.; Janssen, M. H. M. Photolysis of nitrous oxide isotopomers studied by time-dependent hermite propagation. *J. Phys. Chem. A* **2001**, *105*, 8672-8680, doi:10.1021/jp011449x.
- (12) Johnston, H. S.; Selwyn, G. S. New cross sections for the absorption of near ultraviolet radiation by nitrous oxide (N₂O). *Geophys. Res. Lett.* **1975**, *2*, 549-551.
- (13) Ko, M. K. W.; Newman, P. A.; Reimann, S.; Strahan, S. E.; Plumb, R. A.; Stolarski, R. S.; Burkholder, J. B.; Mellouki, W.; Engel, A.; Atlas, E. L.; Chipperfield, M.; Liang, Q. Lifetimes of Stratospheric Ozone-Depleting Substances, Their Replacements, and Related Species, SPARC Report No. 6, WCRP-15/2013, 2013, <http://www.sparc-climate.org/publications/sparc-reports/sparc-report-no6/>.
- (14) Mérienne, M. F.; Coquart, B.; Jenouvrier, A. Temperature effect on the ultraviolet-absorption of CFC₃, CF₂Cl₂ and N₂O. *Planet. Space Sci.* **1990**, *38*, 617-625.
- (15) Nishida, S.; Takahashi, K.; Matsumi, Y.; Taniguchi, N.; Hayashida, S. Formation of O(³P) atoms in the photolysis of N₂O at 193 nm and O(³P) + N₂O product channel in the reaction of O(¹D) + N₂O. *J. Phys. Chem. A* **2004**, *108*, 2451-2456, doi:10.1021/jp037034o S1089-5639(03)07034-8
- (16) Paraskevopoulos, G.; Cvetanovic, R. J. Competitive reactions of the excited oxygen atoms, O(¹D). *J. Am. Chem. Soc.* **1969**, *91*, 7572-7577, doi:10.1021/ja50001a005.
- (17) Preston, K. F.; Barr, R. F. Primary processes in the photolysis of nitrous oxide. *J. Chem. Phys.* **1971**, *54*, 3347-3348.
- (18) Rahn, T.; Zhang, H.; Wahlen, M.; Blake, G. A. Stable isotope fractionation during ultraviolet photolysis of N₂O. *Geophys. Res. Lett.* **1998**, *25*, 4489-4492.
- (19) Röckmann, T. J.; Brenninkmeijer, C. A. M.; Wollenhaupt, M.; Crowley, J. N.; Crutzen, P. J. Measurement of the isotopic fractionation of ¹⁵N¹⁴N¹⁶O, ¹⁴N¹⁵N¹⁶O and ¹⁴N¹⁴N¹⁸O in the UV photolysis of nitrous oxide. *Geophys. Res. Lett.* **2000**, *27*, 1399-1402.

- (20) Röckmann, T. J.; Kaiser, J.; Brenninkmeijer, C. A. M.; Crowley, J. N.; Borchers, R.; Brand, W. A.; Crutzen, P. J. Isotopic enrichment of nitrous oxide ($^{15}\text{N}^{14}\text{NO}$, $^{14}\text{N}^{15}\text{NO}$, $^{14}\text{N}^{14}\text{N}^{18}\text{O}$) in the stratosphere and in the laboratory. *J. Geophys. Res.* **2001**, *106*, 10403-10410.
- (21) Romand, J.; Mayence, J. Spectre d'absorption de l'oxyde azoteux gazeux dans la région de Schumann. *Compt. Rend. Acad. Sci. Paris* **1949**, *228*, 998-1000.
- (22) Rontu Carlon, N.; Papanastasiou, D. K.; Fleming, E. L.; Jackman, C. H.; Newman, P. A.; Burkholder, J. B. UV absorption cross sections of nitrous oxide (N_2O) and carbon tetrachloride (CCl_4) between 210 and 350 K and the atmospheric implications. *Atmos. Chem. Phys.* **2010**, *10*, 6137-6149, doi:10.5194/acp-10-6137-2010.
- (23) Selwyn, G.; Podolske, J.; Johnston, H. S. Nitrous oxide ultraviolet absorption spectrum at stratospheric temperatures. *Geophys. Res. Lett.* **1977**, *4*, 427-430.
- (24) Selwyn, G. S.; Johnston, H. S. Ultraviolet absorption spectrum of nitrous oxide as function of temperature and isotopic substitution. *J. Chem. Phys.* **1981**, *74*, 3791-3803.
- (25) Simonaitis, R.; Greenberg, R. I.; Heicklen, J. The photolysis of N_2O at 2139 Å and 1849 Å. *Int. J. Chem. Kinet.* **1972**, *4*, 497-512.
- (26) Thompson, B. A.; Harteck, P.; Reeves Jr., R. R. Ultraviolet absorption coefficients of CO_2 , CO , O_2 , H_2O , N_2O , NH_3 , NO , SO_2 , and CH_4 between 1850 and 4000 Å. *J. Geophys. Res.* **1963**, *68*, 6431-6436.
- (27) Turatti, F.; Griffith, D. W. T.; Wilson, S. R.; Esler, M. B.; Rahn, T.; Zhang, H.; Blake, G. A. Positionally dependent ^{15}N fractionation factors in the UV photolysis of N_2O determined by high resolution FTIR spectroscopy. *Geophys. Res. Lett.* **2000**, *27*, 2489-2492.
- (28) von Hessberg, P.; Kaiser, J.; Enghoff, M. B.; McLinden, C. A.; Sorensen, S. L.; Rockmann, T.; Johnson, M. S. Ultra-violet absorption cross sections of isotopically substituted nitrous oxide species: $^{14}\text{N}^{14}\text{NO}$, $^{15}\text{N}^{14}\text{NO}$, $^{14}\text{N}^{15}\text{NO}$ and $^{15}\text{N}^{15}\text{NO}$. *Atmos. Chem. Phys.* **2004**, *4*, 1237-1253.
- (29) Yoshino, K.; Freeman, D. E.; Parkinson, W. H. High resolution absorption cross-section measurements of N_2O at 295-299 K in the wavelength region 170-222 nm. *Planet. Space Sci.* **1984**, *32*, 1219-1222.
- (30) Yung, Y. L.; Miller, C. E. Isotopic fractionation of stratospheric nitrous oxide. *Science* **1997**, *278*, 1778-1780, doi:10.1126/science.278.5344.1778.
- (31) Zelikoff, M.; Aschenbrand, L. M. Vacuum ultraviolet photochemistry, Part II. Nitrous oxide at 1849 Å. *J. Chem. Phys.* **1954**, *22*, 1685-1687.
- (32) Zelikoff, M.; Watanabe, K.; Inn, E. C. Y. Absorption coefficients of gases in the vacuum ultraviolet. Part II. Nitrous oxide. *J. Chem. Phys.* **1953**, *21*, 1643-1647.
- (33) Zhang, H.; Wennberg, P. O.; Wu, V. H.; Blake, G. A. Fractionation of $^{14}\text{N}^{15}\text{N}^{16}\text{O}$ and $^{15}\text{N}^{14}\text{N}^{16}\text{O}$ during photolysis at 213 nm. *Geophys. Res. Lett.* **2000**, *27*, 2481-2484.

C4. N_2O_4 (dinitrogen tetroxide)

[Back to Index](#)



(Recommendation: 06-2; Note: 10-6; Evaluated: 10-6)

Absorption Cross Sections: The UV/vis absorption spectrum of dinitrogen tetroxide, N_2O_4 , has been derived from absorption measurements of NO_2 - N_2O_4 mixtures. The available studies are summarized in Table 4C-10. The N_2O_4 absorption spectrum consists of a band between 300 and 400 nm with a maximum at ~340 nm, a second less pronounced maximum near ~265 nm, and a strong absorption at shorter wavelengths with a maximum near 190 nm. For the wavelength region 185–360 nm, there is good agreement for the shape of the absorption spectrum but there are discrepancies in the absolute absorption cross sections. In the region below 240 nm, there is good agreement between the absorption cross sections of Bass et al.¹ and Schneider et al.⁸ whereas the values reported by Mérienne et al.⁶ are lower by ~30%. In the region between 250 and 300 nm, the results of Vandaele et al.⁹ are systematically lower than the results of Mérienne et al.⁶ by ~15% whereas the results of Bass et al.¹ are higher by ~30%. In the region 300–380 nm, Harwood and Jones³ reported a systematic study of the temperature dependence of the N_2O_4 absorption spectrum. The absorption cross sections near the peak at 340 nm show a weak dependence on temperature over the range 213–253 K. There is good agreement between the results of Hall and Blacet,² the low-temperature data of Harwood and Jones,³ and the results of Vandaele et al.⁹ with the absorption cross sections at 340 nm agreeing to within 5%. Bass et al.¹ and Mérienne et al.⁶ report cross section values at 340 nm that are 25% and 15% higher, respectively. The recommended cross section values in Table 4C-11 are averages over 2 nm intervals of the high resolution (0.01–0.03 nm) spectrum reported by Vandaele et al.⁹ between 252 and 390 nm at 220 K.

Photolysis Quantum Yield and Product Studies: No recommendation.

Table 4C-10. Summary of N₂O₄ Absorption Cross Section Studies

Study	Year	Temperature (K)	Wavelength (nm)	10 ²⁰ σ(340 nm) (cm ²)
Holmes and Daniels ⁴	1934	273	265–405	~43
Hall and Blacet ^{2*}	1952	298	240–390	69
Nakayama et al. ⁷	1959	300	197	–
Bass et al. ¹	1976	273	185–390	82.8
Schneider et al. ⁸	1987	298	198–230	–
Harwood and Jones ³	1994	213, 225 233, 243, 253, 273	320–405 320–430	64.2 66.5
Mérienne et al. ⁶	1997	220	200–390	78.1
Vandaele et al. ⁹	1998	220	250–455	68.1

* (as given in Johnston and Graham⁵)

Table 4C-11. Recommended Absorption Cross Sections of N₂O₄ at 220 K

λ (nm)	10 ²⁰ σ (cm ²)	λ (nm)	10 ²⁰ σ (cm ²)	λ (nm)	10 ²⁰ σ (cm ²)	λ (nm)	10 ²⁰ σ (cm ²)
252	64.8	288	27.5	324	47.5	360	26.8
254	65.1	290	25.0	326	51.9	362	22.5
256	64.7	292	22.9	328	55.9	364	18.7
258	64.8	294	21.0	330	59.7	366	15.4
260	64.3	296	19.5	332	63.0	368	12.5
262	63.2	298	18.5	334	65.7	370	10.0
264	61.8	300	17.9	336	67.3	372	8.13
266	60.0	302	18.0	338	68.1	374	6.50
268	57.9	304	18.5	340	68.1	376	5.33
270	55.2	306	19.3	342	66.8	378	4.24
272	52.3	308	20.8	344	64.4	380	3.52
274	49.3	310	22.9	346	61.3	382	2.93
276	46.2	312	25.3	348	57.3	384	2.47
278	43.0	314	28.3	350	52.5	386	2.16
280	39.7	316	31.9	352	47.3	388	1.89
282	36.4	318	35.3	354	42.1	390	1.78
284	33.3	320	39.1	356	36.9		
286	30.3	322	43.2	358	31.7		

Note:

Vandaele et al.⁹

- (1) Bass, A. M.; Ledford, A. E.; Laufer, A. H. Extinction coefficients of NO₂ and N₂O₄. *J. Res. Natl. Bur. Stand.* **1976**, *80A*, 143-166.
- (2) Hall, J., T. C.; Blacet, F. E. Separation of the absorption spectra of NO₂ and N₂O₄ in the range of 2400–5000 Å. *J. Chem. Phys.* **1952**, *20*, 1745-1749.
- (3) Harwood, M. H.; Jones, R. L. Temperature dependent ultraviolet-visible absorption cross sections of NO₂ and N₂O₄: Low-temperature measurements of the equilibrium constant for 2NO₂ ⇌ N₂O₄. *J. Geophys. Res.* **1994**, *99*, 22955-22964.
- (4) Holmes, H. H.; Daniels, F. The photolysis of nitrogen oxides: N₂O₅, N₂O₄ and NO₂. *J. Am. Chem. Soc.* **1934**, *56*, 630-637, doi:10.1021/ja01318a028.
- (5) Johnston, H. S.; Graham, R. Photochemistry of NO_x and HNO_x compounds. *Can. J. Phys.* **1974**, *52*, 1415-1423.
- (6) Mérienne, M.-F.; Jenouvrier, A.; Coquart, B.; Lux, J. P. The NO₂ absorption spectrum. IV: The 200–400 nm region at 220 K. *J. Atmos. Chem.* **1997**, *27*, 219-232.
- (7) Nakayama, T.; Kitamura, M. T.; Watanabe, K. Ionization potential and absorption coefficients of nitrogen dioxide. *J. Chem. Phys.* **1959**, *30*, 1180-1186.
- (8) Schneider, W.; Moortgat, G. K.; Burrows, J. P.; Tyndall, G. Absorption cross-sections of NO₂ in the UV and visible region (200-700 nm) at 298 K. *J. Photochem. Photobiol. A: Chem.* **1987**, *40*, 195-217.
- (9) Vandaele, A. C.; Hermans, D.; Simon, P. C.; Carleer, M.; Colin, R.; Fally, S.; Mérienne, M.-F.; Jenouvrier, A.; Coquart, B. Measurements of the NO₂ absorption cross-section from 42000 cm⁻¹ to

10000 cm⁻¹ (238-1000 nm) at 220 K and 294 K. *J. Quant. Spectrosc. Radiat. Transfer* **1998**, 59, 171-184.

C5. N₂O₅ (dinitrogen pentoxide)

[Back to Index](#)



(Recommendation: 06-2; Note: 15-10; Evaluated: 15-10)

Absorption Cross Sections: The UV/vis absorption spectrum of dinitrogen pentoxide, N₂O₅, exhibits an absorption maximum at 160 nm with continuously decreasing absorption cross sections toward longer wavelengths. The absorption cross sections of N₂O₅ have been measured in a number of studies that are summarized in Table 4C-12. The room temperature values from Yao et al.¹⁴ and Harwood et al.³⁻⁵ agree to within 10-20% at wavelengths above 250 nm. Below 250 nm, the cross sections reported by Yao et al.¹⁴ that were recommended in the JPL-1997 evaluation are systematically higher than those reported by Harwood et al.³ by up to a factor of ~2 at 208 nm. A possible explanation for this discrepancy was proposed by Harwood et al.³ as due to contributions to the measured absorption by HNO₃ impurities. Harwood et al.³ used N₂O₅ samples containing less than a 1% HNO₃ impurity. This explanation was later confirmed by the measurements of Osborne et al.¹¹ who also used thoroughly purified N₂O₅ samples and reported absorption cross sections in agreement with those of Harwood et al.³ at 210–240 nm but at a lower temperature.

The recommended absorption cross sections listed in Table 4C-13 are the mean of the data from Yao et al.¹⁴ and Osborne¹¹ for 200–208 nm, the mean of the data from Yao et al.,¹⁴ Osborne et al.,¹¹ and Harwood et al.³ for 210–240 nm, the data of Harwood et al.³ for 242–398 nm, and the data of Harwood et al.⁴ for 400–420 nm.

The temperature dependence of the absorption spectrum was measured by Harwood et al.³ and Yao et al.¹⁴ and found to be significant for wavelengths >280 nm. The absorption cross sections decrease with decreasing temperature and the magnitude of the effect increases with increasing wavelength. Harwood et al.⁴ parameterized the temperature dependence using the relationship

$$\log_{10}(\sigma) = A(\lambda) + 1000 \times B(\lambda)/T$$

which is valid over the temperature range 233–295 K. The A and B coefficients are given in Table 4C-13.

Table 4C-12. Summary of N₂O₅ Absorption Cross Section Studies

Study	Year	Temperature (K)	Wavelength (nm)
Holmes and Daniels ⁶	1934	273	265, 280
Jones and Wulf ⁹	1937	273	285–380
Johnston and Graham ⁸	1974	298	210–290
Johnston et al. ⁷	1974	298	200–360
Graham ²	1975	298	205–310
Yao et al. ¹⁴	1982	225, 243, 263, 277	290–380
Yao et al. ¹⁴	1982	298-300	200–380
Harwood et al. ⁵	1992	273, 295	280–380
Harwood et al. ⁴	1993	233–295	240–420
Harwood et al. ³	1998	295	208–398
Osborne et al. ¹¹	2000	195	152–240

Photolysis Quantum Yield and Product Studies: There are several studies of N₂O₅ primary photolysis products for wavelengths between 248 and 352.5 nm as summarized in Table 4C-14. The NO₃ radical is produced with unity quantum yield at wavelengths >300 nm. At shorter wavelengths the NO₃ quantum yield decreases to a value of ~0.71 at 248 nm and the O(³P) atom quantum increases. The study of Oh et al.¹⁰ indicates that the primary photolysis products other than NO₃ are a wavelength dependent mixture of NO₂, NO₂* and NO + O, where NO₂* represents electronically excited NO₂ that is most likely the ²B₁ state. For atmospheric model calculations unit photolysis quantum yields of NO₃ and NO₂ are recommended for wavelengths >300 nm.

Table 4C-13. Recommended Absorption Cross Sections at 300 K and Temperature Coefficients for N₂O₅

λ (nm)	$10^{20} \sigma$ (cm ²)	A	B (K)	λ (nm)	$10^{20} \sigma$ (cm ²)	A	B (K)	λ (nm)	$10^{20} \sigma$ (cm ²)	A	B (K)
200	910			270	16.2	-18.42	-0.104	340	0.368	-18.77	-0.492
202	842			272	14.9			342	0.328		
204	771			274	13.7			344	0.293		
206	682			276	12.4			346	0.262		
208	585			278	11.4			348	0.234		
210	480			280	10.5	-18.59	-0.112	350	0.210	-18.71	-0.583
212	381			282	9.59			352	0.188		
214	322			284	8.74			354	0.167		
216	267			286	7.94			356	0.149		
218	220			288	7.20			358	0.133		
220	181			290	6.52	-18.72	-0.135	360	0.120	-18.31	-0.770
222	151			292	5.88			362	0.107		
224	129			294	5.29			364	0.0958		
226	113			296	4.75			366	0.0852		
228	98.4			298	4.26			368	0.0763		
230	88.2			300	3.81	-18.84	-0.170	370	0.0685	-18.14	-0.885
232	80.5			302	3.40			372	0.0613		
234	74.0			304	3.03			374	0.0545		
236	69.2			306	2.70			376	0.0484		
238	64.6			308	2.40			378	0.0431		
240	59.8			310	2.13	-18.90	-0.226	380	0.0383	-18.01	-0.992
242	53.1			312	1.90			382	0.0341		
244	49.3			314	1.68			384	0.0305		
246	45.6			316	1.49			386	0.0278		
248	41.9			318	1.33			388	0.025		
250	38.6			320	1.18	-18.93	-0.294	390	0.0226	-18.42	-0.949
252	35.5			322	1.05			392	0.0202		
254	32.6			324	0.930			394	0.0182		
256	29.9			326	0.826			396	0.0165		
258	27.5			328	0.735			398	0.0150		
260	25.2	-18.27	-0.091	330	0.654	-18.87	-0.388	400	0.0135	-18.59	-0.966
262	23.1			332	0.582			410	0.008	-18.13	-1.160
264	21.1			334	0.518			420	0.005		
266	19.4			336	0.462						
268	17.8			338	0.412						

Note:

Absorption cross sections:

200–208 nm: mean of the data from Yao et al.¹⁴ and Osborne et al.¹¹

210 nm : smoothed value

212–234 nm: mean of the data from Yao et al.,¹⁴ Osborne et al.,¹¹ and Harwood et al.³

236–240 nm: smoothed values

242–384 nm: data from Harwood et al.³

386–420 nm: smoothed extrapolation of Harwood et al.³ and Harwood et al.⁴ data

Temperature coefficients:

Harwood et al.⁴ (260–410 nm), $\log_{10}(\sigma) = A(\lambda) + 1000B(\lambda)/T$; valid over the range 233–295 K

Table 4C-14. Summary of N₂O₅ Photolysis Quantum Yield Results

Reference	Year	λ (nm)	$\Phi(\text{NO}_3)$	$\Phi(\text{O}^3\text{P})$
Swanson et al. ^{13*}	1984	248	0.73 ± 0.12	–
Ravishankara et al. ^{12*}	1986	248	0.77 ± 0.10	0.72 ± 0.09
Harwood et al. ³	1998	248	0.64 ± 0.20	–
Ravishankara et al. ¹²	1986	266	–	0.38 ± 0.08
Ravishankara et al. ¹²	1986	287	–	0.21 ± 0.03
Ravishankara et al. ¹²	1986	289	–	0.15 ± 0.03
Barker et al. ¹	1985	290	0.8 ± 0.2	< 0.1
Harwood et al. ³	1998	308	0.96 ± 0.15	–
Swanson et al. ¹³	1984	350	0.84 ± 0.09	–
Harwood et al. ³	1998	352.5	1.03 ± 0.15	–


Note:

* The reported NO₃ quantum yields of (0.89 ± 0.15) by Swanson et al.¹³ and (0.96 ± 0.13) by Ravishankara et al.¹² have been scaled using the currently recommended NO₃ absorption cross section at 662 nm.

- (1) Barker, J. R.; Brouwer, L.; Patrick, R.; Rossi, M. J.; Trevor, P. L.; Golden, D. M. N₂O₅ photolysis products investigated by fluorescence and optoacoustic techniques. *Int. J. Chem. Kinet.* **1985**, *17*, 991-1006.
- (2) Graham, R. A. Photochemistry of NO₃ and the Kinetics of the N₂O₅-O₃ System. Ph. D. Thesis, University of California, Berkeley, CA, 1975.
- (3) Harwood, M. H.; Burkholder, J. B.; Ravishankara, A. R. Photodissociation of BrONO₂ and N₂O₅: Quantum yields for NO₃ production at 248, 308, and 352.5 nm. *J. Phys. Chem. A* **1998**, *102*, 1309-1317.
- (4) Harwood, M. H.; Jones, R. L.; Cox, R. A.; Lutman, E.; Rattigan, O. V. Temperature-dependent absorption cross-sections of N₂O₅. *J. Photochem. Photobiol. A: Chem.* **1993**, *73*, 167-175.
- (5) Harwood, M. H.; Rattigan, O. V.; Jones, R. L.; Cox, R. A. *Proc. SPIE Int. Soc. Opt. Eng.* **1992**, *1715*, 113-124.
- (6) Holmes, H. H.; Daniels, F. The photolysis of nitrogen oxides: N₂O₅, N₂O₄ and NO₂. *J. Am. Chem. Soc.* **1934**, *56*, 630-637, doi:10.1021/ja01318a028.
- (7) Johnston, H. S.; Chang, S.; Whitten, G. Photolysis of nitric acid vapor. *J. Phys. Chem.* **1974**, *78*, 1-7.
- (8) Johnston, H. S.; Graham, R. Photochemistry of NO_x and HNO_x compounds. *Can. J. Phys.* **1974**, *52*, 1415-1423.
- (9) Jones, E. L.; Wulf, O. R. The absorption coefficient of nitrogen pentoxide in the ultraviolet and the visible absorption spectrum of NO₃. *J. Chem. Phys.* **1937**, *5*, 873-877.
- (10) Oh, D.; Sisk, W.; Young, A.; Johnston, H. Nitrogen dioxide fluorescence from N₂O₅ photolysis. *J. Chem. Phys.* **1986**, *85*, 7146-7158, doi:10.1063/1.451348.
- (11) Osbourne, B. A.; Marston, G.; Kaminski, L.; Jones, N. C.; Gingell, J. M.; Mason, N. J.; Walker, I. C.; Delwiche, J.; Hubin-Franskin, M.-J. Vacuum ultraviolet spectrum of dinitrogen pentoxide. *J. Quant. Spectrosc. Radiat. Transfer* **2000**, *64*, 67-74.
- (12) Ravishankara, A. R.; Wine, P. H.; Smith, C. A.; Barbone, P. E.; Torabi, A. N₂O₅ photolysis: Quantum yields for NO₃ and O(³P). *J. Geophys. Res.* **1986**, *91*, 5355-5360.
- (13) Swanson, D.; Kan, B.; Johnston, H. S. NO₃ quantum yields from N₂O₅ photolysis. *J. Phys. Chem.* **1984**, *88*, 3115-3118, doi:10.1021/j150658a038.
- (14) Yao, F.; Wilson, I.; Johnston, H. Temperature-dependent ultraviolet absorption spectrum for dinitrogen pentoxide. *J. Phys. Chem.* **1982**, *86*, 3611-3615, doi:10.1021/j100215a023.

C6. HONO (nitrous acid)

[Back to Index](#)



(Recommendation: 06-2; Note: 10-6; Evaluated: 10-6)

Absorption Cross Sections: The UV absorption spectrum of nitrous acid, HONO, consists of a highly structured absorption band between 300 and 400 nm due to vibrational progressions in the A¹A'' ← X¹A' transition, with a maximum intensity near 354 nm and a stronger continuous absorption band at shorter wavelengths with a maximum near 205 nm. A summary of the HONO room temperature absorption cross section studies for the near UV band is given in Table 4C-15.

Table 4C-15. Summary of HONO Absorption Cross Section Studies

Study	Year	Wavelength Range (nm)	Resolution (nm)	10 ²⁰ σ (354 nm) (cm ²)
Johnston and Graham ⁸	1974	300–399	0.87	12.3
Cox and Derwent ⁵	1976	200–394	<0.1	56.0
Perner ¹²	1977	310–388	0.6	55.2
Stockwell and Calvert ¹³	1978	310–396	<1	49.6
Platt et al. ¹¹	1980	336–376	0.8	47
Kenner et al. ⁹	1986	184–274	0.38	–
Vasudev ¹⁵	1990	310–393	–	(49.7)*
Bongartz et al. ³	1991	300–400	0.1 (λ<375 nm) 0.8 (λ<375 nm)	64.2**
Bongartz et al. ²	1994	300–400	0.1 (λ<375 nm) 0.8 (λ<375 nm)	54.9**
Febo et al. ⁶	1996	50–380	1	49.7**
Pagsberg et al. ¹⁰	1997	348–376	0.06	50.2
Brust et al. ⁴	2000	323–394	0.5	38.9
Stutz et al. ¹⁴	2000	291–404	0.061 ± 0.003	52.2
Wang and Zhang ¹⁶	2000	352.2 354.2 357.0	<0.1	48.9
Gratien et al. ⁷	2009	300–400	0.18	–

Notes:

* Normalized to the spectrum of Stockwell and Calvert¹³

** Bongartz et al.² corrected their 1991 results by a factor of 0.855

There is good agreement among the various data sets for the peak positions and discrepancies in the peak cross sections are generally a consequence of the differences in measurement spectral resolution. Stutz et al.¹⁴ normalized the cross section data from earlier studies to a resolution of 1 nm, resulting in an agreement of better than 10% between their results and those of Bongartz et al.,² Pagsberg et al.,¹⁰ and Vasudev.¹⁵ The measurements of Stockwell and Calvert¹³ are in reasonable agreement with the more recent studies. The cross sections from Cox and Derwent⁵ are greater by ~26% (presumably due to uncorrected NO₂ absorption) and those from Johnston and Graham⁸ are less by 70% (presumably due to non-equilibrium of the NO/NO₂/H₂O mixture during the measurement) than the more recent studies. The source of the discrepancy with the measurements of Brust et al.⁴ is unknown. Gratien et al.⁷ performed simultaneous measurements of HONO absorption spectra in the IR and UV and confirmed that the UV cross sections of Bongartz et al.² and Stutz et al.¹⁴ are consistent to within 5% with independent infrared studies and that the UV cross sections of Brust et al.⁴ are underestimated by ~22%.

The short wavelength absorption band was measured by Cox and Derwent⁵ (200–300 nm, <0.1 nm resolution) and Kenner et al.⁹ (184–274 nm, 0.38 nm resolution). The reported spectra are in quantitative agreement over the wavelength range 220–270 nm. The sharp peak at 215 nm reported by Cox and Derwent⁵, however, was not observed by Kenner et al.,⁹ who provide a number of arguments for the correctness of their results.

The recommended absorption cross sections in Table 4C-16 are a combination of data as follows: for the wavelength region 184–274 nm data was taken from Kenner et al.⁹ as read from a figure in their paper; for the wavelength region 296–396 nm data was taken from Stutz et al.,¹⁴ for the wavelength regions 296–325 nm and 371–396 nm averages over 1 nm intervals of the Stutz et al.¹⁴ high resolution spectrum are reported; and for the highly structured region 326–370 nm averages over 0.5 nm intervals were used.

Photolysis Quantum Yield and Product Studies: The photolysis quantum yield of HONO at wavelengths above the dissociation threshold are unity. The OH radical quantum yield at 365 ± 5 nm was determined by Cox and Derwent⁵ to be (0.92 ± 0.16). Wollenhaupt et al.¹⁷ determined an upper limit of 0.01 for the quantum yield of H atom formation for photolysis at 351 nm. The OH(A) quantum yield from HONO laser photolysis at 193 nm was measured to be 1.8 × 10⁻⁵ by Kenner et al.⁹ The H + NO₂ (X²A₁, A²B₂, B²B₁, C²A₂) product channels in the photodissociation of HONO at 193.3 nm were examined by Amaral et al.¹ and branching ratios of the NO₂ electronic states estimated to be X²A₁ : A²B₂ : B²B₁ : C²A₂ ≈ 0.13 : 0.21 : 0.66, respectively.

Table 4C-16. Recommended Absorption Cross Sections of HONO at 298 K

λ (nm)	$10^{20} \sigma$ (cm ²)	λ (nm)	$10^{20} \sigma$ (cm ²)	λ (nm)	$10^{20} \sigma$ (cm ²)	λ (nm)	$10^{20} \sigma$ (cm ²)
184	85.0	296	0.326	335.5	6.55	360.0	6.87
186	95.0	297	0.565	336.0	5.33	360.5	6.32
188	106	298	0.517	336.5	4.36	361.0	6.05
190	124	299	0.429	337.0	4.23	361.5	5.95
192	143	300	0.617	337.5	5.13	362.0	5.98
194	162	301	0.690	338.0	9.38	362.5	6.35
196	179	302	0.579	338.5	16.52	363.0	7.39
198	196	303	0.925	339.0	14.32	363.5	9.22
200	210	304	1.04	339.5	9.96	364.0	11.49
202	219	305	1.57	340.0	7.79	364.5	12.71
204	223	306	1.29	340.5	8.51	365.0	12.82
205	224	307	0.916	341.0	16.13	365.5	13.19
206	223	308	1.45	341.5	31.52	366.0	14.84
208	220	309	2.01	342.0	29.40	366.5	18.43
210	213	310	1.51	342.5	18.47	367.0	25.08
212	204	311	2.07	343.0	11.43	367.5	35.18
214	193	312	2.42	343.5	8.29	368.0	43.56
216	179	313	2.25	344.0	7.59	368.5	41.37
218	164	314	3.35	344.5	8.18	369.0	31.45
220	150	315	2.54	345.0	8.77	369.5	21.72
222	135	316	1.61	345.5	9.10	370	15.05
224	121	317	3.21	346.0	9.64	370	9.49
226	108	318	4.49	346.5	8.87	372	7.96
228	94.5	319	3.19	347.0	7.80	373	6.30
230	84.5	320	4.66	347.5	7.06	374	4.59
232	74.0	321	5.96	348.0	6.63	375	3.55
234	66.0	322	4.05	348.5	6.26	376	3.36
236	58.0	323	4.56	349.0	6.00	377	3.66
238	50.0	324	5.89	349.5	6.47	378	4.33
240	43.0	325	4.05	350.0	9.06	379	5.66
242	37.0	326	2.65	350.5	14.95	380	7.21
244	32.0	326.5	3.55	351.0	16.94	381	9.13
246	27.5	327.0	6.44	351.5	14.07	382	12.44
248	23.5	327.5	10.26	352.0	12.42	383	17.03
250	20.0	328.0	9.22	352.5	12.81	384	19.47
252	17.0	328.5	6.38	353.0	16.34	385	16.09
254	14.5	329.0	5.20	353.5	28.49	386	10.52
256	12.3	329.5	6.12	354.0	48.73	387	6.59
258	10.3	330.0	9.92	354.5	44.34	388	4.30
260	8.6	330.5	15.06	355.0	27.64	389	2.81
262	7.3	331.0	14.32	355.5	16.40	390	1.71
264	6.2	331.5	9.88	356.0	11.13	391	0.992
266	5.3	332.0	6.94	356.5	9.35	392	0.731
268	4.3	332.5	6.00	357.0	9.45	393	0.597
270	3.7	333.0	6.31	357.5	10.08	394	0.528
272	3.0	333.5	7.11	358.0	9.84	395	0.403
274	2.5	334.0	8.35	358.5	9.02	396	0.237
		334.5	8.37	359.0	8.37		
		335.0	7.71	359.5	7.67		

Note:

184–274 nm: Kenner et al.⁹296–325 nm: Stutz et al.¹⁴ (average over 1 nm intervals)326–370 nm: Stutz et al.¹⁴ (average over 0.5 nm intervals)371–396 nm: Stutz et al.¹⁴ (average over 1 nm intervals)

- (1) Amaral, G.; Xu, K.; Zhang, J. H + NO₂ channels in the photodissociation of HONO at 193.3 nm. *J. Phys. Chem. A* **2001**, *105*, 1465-1475, doi:10.1021/jp002521e.
- (2) Bongartz, A.; Kames, J.; Schurath, U.; George, C.; Mirabel, P.; Ponche, J. L. Experimental determination of HONO mass accommodation coefficients using two different techniques. *J. Atmos. Chem.* **1994**, *18*, 149-169.
- (3) Bongartz, A.; Kames, J.; Welter, F.; Schurath, U. Near-UV absorption cross sections and trans/cis equilibrium of nitrous acid. *J. Phys. Chem.* **1991**, *95*, 1076-1082.
- (4) Brust, A. S.; Becker, K. H.; Kleffmann, J.; Wiesen, P. UV absorption cross sections of nitrous acid. *Atmos. Environ.* **2000**, *34*, 13-19.
- (5) Cox, R. A.; Derwent, R. G. The ultra-violet absorption spectrum of gaseous nitrous acid. *J. Photochem.* **1976**, *6*, 23-34.
- (6) Febo, A.; Perrino, C.; Allegrini, I. Measurement of nitrous acid in Milan, Italy, by DOAS and diffusion denuders. *Atmos. Environ.* **1996**, *30*, 3599-3609.
- (7) Gratien, A.; Lefort, M.; Picquet-Varrault, B.; Orphal, J.; Doussin, J.-F.; Flaud, J.-M. Experimental intercomparison of the absorption cross-sections of nitrous acid (HONO) in the ultraviolet and mid-infrared spectral regions. *J. Quant. Spectrosc. Radiat. Transfer* **2009**, *110*, 256-263, doi:10.1016/j.jqsrt.2008.11.003.
- (8) Johnston, H. S.; Graham, R. Photochemistry of NO_x and HNO_x compounds. *Can. J. Phys.* **1974**, *52*, 1415-1423.
- (9) Kenner, R. D.; Rohrer, F.; Stuhl, F. OH(A) production in the 193-nm photolysis of HONO. *J. Phys. Chem.* **1986**, *90*, 2635-2639, doi:10.1021/j100403a015.
- (10) Pagsberg, P.; Bjergbakke, E.; Ratajczak, E.; Sillesen, A. Kinetics of the gas phase reaction OH + NO(+M) → HONO(+M) and the determination of the UV absorption cross sections of HONO. *Chem. Phys. Lett.* **1997**, *272*, 383-390.
- (11) Platt, U.; Perner, D.; Harris, G. W.; Winer, A. M.; Pitts Jr., J. N. Observations of nitrous acid in an urban atmosphere by differential optical absorption. *Nature* **1980**, *285*, 312-314.
- (12) Röth, E. P.; Ruhnke, R.; Moortgat, G.; Meller, R.; Schneider, W. UV/VIS-Absorption Cross Sections and Quantum Yields for Use in Photochemistry and Atmospheric Modeling, Forschungszentrum Jülich Publication, Part 1 : Inorganic Substances (jül-3340), Part 2: Organic Substances (jül-3341). **1997**.
- (13) Stockwell, W. R.; Calvert, J. G. The near ultraviolet absorption spectrum of gaseous HONO and N₂O₃. *J. Photochem.* **1978**, *8*, 193-203.
- (14) Stutz, J.; Kim, E. S.; Platt, U.; Bruno, P.; Perrino, C.; Febo, A. UV-visible absorption cross sections of nitrous acid. *J. Geophys. Res.* **2000**, *105*, 14585-14592.
- (15) Vasudev, R. Absorption spectrum and solar photodissociation of gaseous nitrous acid in the actinic wavelength region. *Geophys. Res. Lett.* **1990**, *17*, 2153-2155.
- (16) Wang, L.; Zhang, J. Detection of nitrous acid by cavity ring-down spectroscopy. *Environ. Sci. Technol.* **2000**, *34*, 4221-4227, doi:10.1021/es0011055.
- (17) Wollenhaupt, M.; Carl, S. A.; Horowitz, A.; Crowley, J. N. Rate coefficients for reaction of OH with acetone between 202 and 395 K. *J. Phys. Chem. A* **2000**, *104*, 2695-2705, doi:10.1021/jp993738f.

C7. HNO₃ (nitric acid)

[Back to Index](#)

HNO ₃ + hv	→ OH + NO ₂	206 kJ mol ⁻¹	581 nm	(1)
	→ HONO + O(³ P)	305 kJ mol ⁻¹	392 nm	(2)
	→ H + NO ₃	427 kJ mol ⁻¹	280 nm	(3)
	→ OH + NO ₂ *(¹ 2B ₂)	–	–	(4)
	→ HONO + O(¹ D)	494 kJ mol ⁻¹	242 nm	(5)
	→ HONO (a ³ A)+ O(³ P)	–	–	(6)

(Recommendation: 06-2; Note: 15-10; Evaluated: 15-10)

Absorption Cross Sections: The UV absorption spectrum of nitric acid, HNO₃, consists of a strong absorption band between 150 and 240 nm with the maximum near 183 nm and a second band near 270 nm that appears as a shoulder on the long wavelength wing of the strong band. The recommended absorption cross sections and their temperature dependence for the region 192–350 nm listed in Table 4C-17 are taken from the work of Burkholder et al.³ The temperature effect is very important for estimates of atmospheric photodissociation rate coefficients. The results of Burkholder et al.³ agree well (to within 10% above 200 nm) with those of Rattigan et al.^{15,16} at room temperature, whereas Rattigan et al.^{15,16} report significantly smaller cross section values at 239 K (15–30% smaller in the range 220–330 nm and ~50% smaller at 330 nm). The recommended room temperature absorption cross sections are also in very good agreement with the data of Molina and

Molina¹² (<15% difference up to 310 nm) and in good agreement with the values reported by Biaume¹ and Johnston and Graham,⁸ except at long wavelength. Okabe¹⁴ reported cross sections in the 110–190 nm range that are 20–30% lower than those of Burkholder et al.,³ Biaume,¹ and Johnston and Graham⁸ in the region 185–190 nm. Suto and Lee¹⁹ reported cross sections between 105 and 210 nm that are 10–20% higher than those of Burkholder et al.,³ Biaume,¹ and Johnston and Graham⁸ in the region 185–190 nm, but show excellent agreement with the results of Molina and Molina¹² above 185 nm and Burkholder et al.³ above 189 nm.

On the basis of the results from the Biaume, Burkholder et al., Johnston and Graham, and Rattigan et al. studies, uncertainty factors for the HNO₃ room temperature absorption cross sections in the wavelength regions 190–200 nm, 205–330 nm, and 335–350 nm are 1.1, 1.06, and 1.2 (2 σ), respectively. The uncertainty factors at temperatures <298 K are expected to be greater in the 335–350 nm region, but are difficult to estimate without additional studies.

Photolysis Quantum Yield and Product Studies: There have been a number of room temperature HNO₃ photolysis studies conducted at wavelengths between 193 and 320 nm from which quantum yields have been derived. On the basis of end-product analysis, Johnston et al.⁷ reported a quantum yield of ~1 for the OH + NO₂ channel in the 200–315 nm range. Margitan and Watson¹¹ used atomic resonance fluorescence to determine the quantum yield for O atom production at 266 nm to be 0.03 and that for H atom production to be ≤ 0.002 . Jolly et al.⁹ measured a quantum yield for OH production of 0.89 ± 0.08 at 222 nm. Turnipseed et al.²⁰ reported OH quantum yields of (0.95 ± 0.09) at 248, (0.90 ± 0.11) at 222 nm, and 0.33 ± 0.06 at 193 nm. Turnipseed et al.²⁰ also reported quantum yields for production of O atoms, O(³P) + O(¹D), to be 0.031 ± 0.01 , 0.20 ± 0.03 and 0.81 ± 0.13 at 248, 222, and 193 nm, respectively. Both O(³P) and O(¹D) atom formation was observed at 222 and 193 nm but only O(³P) was detected at 248 nm. At 193 and 222 nm the O(¹D) yield was determined to be 40% of the total O atom yield, yielding $\Phi(\text{O}(\text{}^1\text{D})) = 0.28 \pm 0.07$ at 193 nm. Turnipseed et al.²⁰ reported upper limits for $\Phi(\text{H}(\text{}^2\text{S}))$ of ≤ 0.002 at 238 nm, ≤ 0.01 at 222 nm, and ≤ 0.012 at 193 nm. Riffault et al.¹⁷ reported $\Phi(\text{OH})$ values of 0.88 ± 0.09 at 248 nm and 1.05 ± 0.29 at 308 nm. Schiffman et al.¹⁸ reported $\Phi(\text{OH}) = 0.47 \pm 0.06$ at 193 nm, which is larger than the value reported by Turnipseed et al.²⁰ At 248 nm they report $\Phi(\text{OH}) = 0.75 \pm 0.10$, which is a smaller value than reported in other studies.

Felder et al.⁶ used molecular beam/photofragment translational spectroscopy and reported the yield for (OH + NO₂) to be $\Phi(\text{OH}) = 0.6 \pm 0.1$ and for (O + HONO) to be $\Phi(\text{HONO}) = 0.4 \pm 0.1$ at 193 nm. Myers et al.¹³ also used this technique to measure the primary processes in the photolysis at 193 nm from the different photofragment ions and found evidence for all channels except 4. They determined the branching ratio (OH + NO₂)/(O+HONO) to be 0.50 ± 0.05 , $\Phi(\text{OH}) = 0.33 \pm 0.04$ (in excellent agreement with the value obtained by Turnipseed et al.²⁰). They also reported $\Phi(\text{O}(\text{}^3\text{P}) + \text{O}(\text{}^1\text{D})) = 0.67 \pm 0.04$, which is lower than the 0.81 ± 0.13 value reported by Turnipseed et al.²⁰ but the latter authors included the contribution of the secondary dissociation of NO₂ produced in channel (1). Their primary yield of O(¹D) formation of 0.54 ± 0.04 is much larger than the $\Phi(\text{O}(\text{}^1\text{D}))$ yield of 0.28 ± 0.07 measured by Turnipseed et al.²⁰ and this discrepancy remains unexplained. In a study using LIF and REMPI–TOF techniques, Li et al.¹⁰ found evidence for the (O(³P) + HONO) channel with a yield of ~0.06.

Band strengths for the OH stretch vibrational overtones of HNO₃ have been reported by Donaldson et al.,⁵ Zhang et al.,²¹ and Brown et al.² Photodissociation of HNO₃ by excitation of the 3 ν_{OH} (~983 nm), 4 ν_{OH} (~755 nm) and 5 ν_{OH} (~618 nm) overtones is a possible source of atmospheric OH radicals. There is good agreement among the various studies. Band strengths (in units of 10^{-20} cm² molecule⁻¹ cm⁻¹) of 2.63 for 3 ν_{OH} and 0.237 for 4 ν_{OH} were reported by Donaldson et al.⁵ Zhang et al.²¹ obtained band strengths of (2.9 ± 0.7) for 3 ν_{OH} and (0.28 ± 0.10) for 4 ν_{OH} . Brown et al.² measured the band strengths for 4 ν_{OH} to be (0.225 ± 0.015) at 296 K and (0.223 ± 0.015) at 251 K and for 5 ν_{OH} to be (0.0257 ± 0.015) at 296 K and (0.0241 ± 0.035) at 251 K. Although the contribution to the overall atmospheric OH production rate from HNO₃ overtone photodissociation is small, it is larger than estimated by Donaldson et al.⁴

Table 4C-17. Recommended Absorption Cross Sections at 298 K and Temperature Coefficients for HNO₃

λ (nm)	$10^{20}\sigma$ (cm ²)	$10^3 B$ (K ⁻¹)	λ (nm)	$10^{20}\sigma$ (cm ²)	$10^3 B$ (K ⁻¹)	λ (nm)	$10^{20}\sigma$ (cm ²)	$10^3 B$ (K ⁻¹)
192	1225	0	246	2.06	1.61	300	0.263	3.10
194	1095	0	248	2.00	1.44	302	0.208	3.24
196	940	1.70	250	1.97	1.34	304	0.167	3.52
198	770	1.65	252	1.96	1.23	306	0.133	3.77
200	588	1.66	254	1.95	1.18	308	0.105	3.91
202	447	1.69	256	1.95	1.14	310	0.0814	4.23
204	328	1.74	258	1.93	1.12	312	0.0628	4.70
206	231	1.77	260	1.91	1.14	314	0.0468	5.15
208	156	1.85	262	1.87	1.14	316	0.0362	5.25
210	104	1.97	264	1.83	1.18	318	0.0271	5.74
212	67.5	2.08	266	1.77	1.22	320	0.0197	6.45
214	43.9	2.17	268	1.70	1.25	322	0.0154	6.70
216	29.2	2.17	270	1.62	1.45	324	0.0108	7.16
218	20.0	2.21	272	1.53	1.49	326	0.00820	7.55
220	14.9	2.15	274	1.44	1.56	328	0.00613	8.16
222	11.8	2.06	276	1.33	1.64	330	0.00431	9.75
224	9.61	1.96	278	1.23	1.69	332	0.00319	9.93
226	8.02	1.84	280	1.12	1.78	334	0.00243	9.60
228	6.82	1.78	282	1.01	1.87	336	0.00196	10.5
230	5.75	1.80	284	0.909	1.94	338	0.00142	10.8
232	4.87	1.86	286	0.807	2.04	340	0.00103	11.8
234	4.14	1.90	288	0.709	2.15	342	0.00086	11.8
236	3.36	1.97	290	0.615	2.27	344	0.00069	9.30
238	2.93	1.97	292	0.532	2.38	346	0.00050	12.1
240	2.58	1.97	294	0.453	2.52	348	0.00042	11.9
242	2.34	1.88	296	0.381	2.70	350	0.00042	9.30
244	2.16	1.75	298	0.316	2.92			

Note:

Absorption cross sections

192–350 nm: Burkholder et al.³

Temperature coefficients

Burkholder et al.³

$\sigma(\lambda, T) = \sigma(\lambda, 298 \text{ K}) \exp(B(\lambda)(T - 298))$, T in K

- (1) Biaueme, F. Nitric acid vapour absorption cross-section spectrum and its photodissociation in the stratosphere. *J. Photochem.* **1973**, 2, 139-149.
- (2) Brown, S. S.; Wilson, R. W.; Ravishankara, A. R. Absolute intensities for third and fourth overtone absorptions in HNO₃ and H₂O₂ measured by cavity ring down spectroscopy. *J. Phys. Chem. A* **2000**, 104, 4963-4976, doi:10.1021/jp000439d.
- (3) Burkholder, J. B.; Talukdar, R. K.; Ravishankara, A. R.; Solomon, S. Temperature dependence of the HNO₃ UV absorption cross sections. *J. Geophys. Res.* **1993**, 98, 22937-22948.
- (4) Donaldson, D. J.; Frost, G. J.; Rosenlof, K. H.; Tuck, A. F.; Vaida, V. Atmospheric radical production by excitation of vibrational overtones via absorption of visible light. *Geophys. Res. Lett.* **1997**, 24, 2651-2654.
- (5) Donaldson, J.; Orlando, J. J.; Amann, S.; Tyndall, G. S.; Proos, R. J.; Henry, B. R.; Vaida, V. Absolute intensities of nitric acid overtones. *J. Phys. Chem.* **1998**, 102, 5171-5174.
- (6) Felder, P.; Yang, X.; Huber, J. R. Photodissociation of nitric acid in a cold molecular beam at 193 nm. *Chem. Phys. Lett.* **1993**, 215, 221-227.
- (7) Johnston, H. S.; Chang, S.; Whitten, G. Photolysis of nitric acid vapor. *J. Phys. Chem.* **1974**, 78, 1-7.
- (8) Johnston, H. S.; Graham, R. Gas-phase ultraviolet absorption spectrum of nitric acid vapor. *J. Phys. Chem.* **1973**, 77, 62-63.
- (9) Jolly, G. S.; Singleton, D. L.; McKenney, D. J.; Paraskevopoulos, G. Laser photolysis of HNO₃ at 222 nm: Direct determination of the primary quantum yield of OH. *J. Chem. Phys.* **1986**, 84, 6662-6667, doi:10.1063/1.450719.

- (10) Li, Q.; Carter, R. T.; Huber, J. R. The photodissociation dynamics of nitric acid studied at 193 nm by LIF and REMPI-TOF methods. *Chem. Phys. Lett.* **2001**, *334*, 39-46.
- (11) Margitan, J. J.; Watson, R. T. Kinetics of the reaction of hydroxyl radicals with nitric acid. *J. Phys. Chem.* **1982**, *86*, 3819-3824, doi:10.1021/j100216a022.
- (12) Molina, L. T.; Molina, M. J. UV absorption cross sections of HO₂NO₂ vapor. *J. Photochem.* **1981**, *15*, 97-108.
- (13) Myers, T. L.; Forde, N. R.; Hu, B.; Kitchen, D. C.; Butler, L. J. The influence of local electronic character and nonadiabaticity in the photodissociation of nitric acid at 193 nm. *J. Chem. Phys.* **1997**, *81*, 5361-5373.
- (14) Okabe, H. Photodissociation of nitric acid and water in the vacuum ultraviolet; vibrational and rotational distributions of OH ²Σ⁺. *J. Chem. Phys.* **1980**, *72*, 6642-6650.
- (15) Rattigan, O.; Lutman, E.; Jones, R. L.; Cox, R. A. Temperature dependent absorption cross sections and atmospheric photolysis rates of nitric acid. *Ber. Bunsenges. Phys. Chem.* **1992**, *96*, 399-404.
- (16) Rattigan, O.; Lutman, E.; Jones, R. L.; Cox, R. A.; Clemittshaw, K.; Williams, J. Corrigendum: Temperature-dependent absorption cross-sections of gaseous nitric acid and methyl nitrate. *J. Photochem. Photobiol. A: Chem.* **1992**, *69*, 125-126.
- (17) Riffault, V.; Gierczak, T.; Burkholder, J. B.; Ravishankara, A. R. Quantum yields for OH production in the photodissociation of HNO₃ at 248 and 308 nm and H₂O₂ at 308 and 320 nm. *Phys. Chem. Chem. Phys.* **2006**, *8*, 1079-1085, doi:10.1039/b513760h.
- (18) Schiffman, A.; Nelson, D. D., Jr.; Nesbitt, D. J. Quantum yields for OH production from 193 and 248 nm photolysis of HNO₃ and H₂O₂. *J. Chem. Phys.* **1993**, *98*, 6935-6946.
- (19) Suto, M.; Lee, L. C. Photoabsorption and photodissociation of HONO₂ in the 105-220 nm region. *J. Chem. Phys.* **1984**, *81*, 1294-1297.
- (20) Turnipseed, A. A.; Vaghjiani, G. L.; Thompson, J. E.; Ravishankara, A. R. Photodissociation of HNO₃ at 193, 222, and 248 nm: Products and quantum yields. *J. Chem. Phys.* **1992**, *96*, 5887-5895.
- (21) Zhang, H.; Roehl, C. M.; Sander, S. P.; Wennberg, P. O. Intensity of the second and third OH overtones of H₂O₂, HNO₃, and HO₂NO₂. *J. Geophys. Res.* **2000**, *105*, 14593-14598.

C8. HO₂NO₂ (peroxynitric acid)

[Back to Index](#)

HO ₂ NO ₂ + hv	→ HO ₂ + NO ₂	99 kJ mol ⁻¹	1207 nm	(1)
	→ OH + NO ₃	165 kJ mol ⁻¹	726 nm	(2)
	→ O(³ P) + HNO ₃	168 kJ mol ⁻¹	713 nm	(3)
	→ H + NO ₂ + O ₂	305 kJ mol ⁻¹	393 nm	(4)
	→ HO ₂ + NO + O(³ P)	353 kJ mol ⁻¹	339 nm	(5)
	→ OH + NO ₂ + O	373 kJ mol ⁻¹	321 nm	(6)
	→ H + O(³ P) + NO ₃	594 kJ mol ⁻¹	201 nm	(7)
	→ HONO + O ₂ (¹ Σ)	131 kJ mol ⁻¹	911 nm	(8)
	→ HONO + O ₂ (¹ Δ)	69 kJ mol ⁻¹	1744 nm	(9)

(Recommendation: 06-2; Note: 15-10; Evaluated: 15-10)

Absorption Cross Sections: The gas-phase UV absorption spectrum of peroxynitric acid, HO₂NO₂, has been reported by Cox and Patrick¹ (195–265 nm; 284 K), Morel et al.⁹ (200–290 nm; 298 K), Graham et al.³ (190–330 nm; 269 K), Molina and Molina⁸ (190–330 nm; 298 K), Singer et al.¹³ (210–329 nm; 253, 273, and 298 K), and Knight et al.⁵ (220–350 nm; 273, 296, 318, and 343 K). There is very good agreement (to within 5%) between the results of Molina and Molina⁸ and Singer et al.¹³ over the range 210–290 nm, but differences of ~15–60% exist in the wavelength range critical for atmospheric photodissociation ($\lambda \geq 290$ nm). The cross section values from Cox and Patrick,¹ Graham et al.,³ and Morel et al.⁹ are systematically greater than those of Molina and Molina⁸ at wavelengths >200 nm. Knight et al.⁵ used the data of Molina and Molina⁸ and Singer et al.¹³ in the 250–270 nm region for normalization to provide absolute cross section data for the long wavelength region. The recommended room temperature absorption cross section data in Table 4C-18 are a combination of data from Molina and Molina⁸ in the region 190–205 nm, the mean of the data from Molina and Molina⁸ and Singer et al.¹³ in the region 210–275 nm, and the data from Knight et al.⁵ in the region 280–350 nm.

The temperature dependence of the absorption spectrum was examined by Singer et al.,¹³ who found no temperature dependence between 253 and 298 K, and by Knight et al.,⁵ who reported a systematic increase of the absorption cross sections with increasing temperature. Knight et al.⁵ parameterized the temperature dependence using a two component model

$$\sigma(T, \lambda) = \sigma_0(\lambda)/Q + \sigma_1(\lambda) (1-1/Q)$$

where the partition function is given by $Q = 1 + \exp(-\Delta E/(0.69T))$ with $\Delta E = 988 \text{ cm}^{-1}$ (O-O stretching vibration) and T is in K. The Knight et al. parameterization is recommended.

On the basis of the results from the Molina and Molina, Singer et al., and Knight et al. studies, an uncertainty factor for the HO₂NO₂ room temperature absorption cross sections in the wavelength region 190–350 nm, is estimated to be 1.2 (2σ). The uncertainty factor at temperatures <298 K is expected to be greater in the long wavelength region, but is difficult to estimate without additional studies.

Photolysis Quantum Yield and Product Studies: HO₂NO₂ photodissociates in the UV with a unit quantum yield. MacLeod et al.⁶ measured the quantum yield of OH radicals at 248 nm as $\Phi(\text{OH}) = 0.34 \pm 0.16$ (the sum of channels 2 and 5), relative to the OH yield in the photolysis of H₂O₂. Roehl et al.¹⁰ determined the quantum yield of NO₂ in the photolysis at 248 nm (relative to the NO₂ yield in the photolysis of HNO₃) to be $\Phi(\text{NO}_2) = 0.56 \pm 0.17$ (the sum of channels 1,4 and 5). Jimenez et al.⁴ measured the yield of OH and HO₂ (from channels 1 and 6) at 193 and 248 nm (relative to the photolysis of H₂O₂) and the yield of NO₃ (relative to the photolysis of ClONO₂) at 193, 248 and 308 nm over a pressure range of 10 to 84 Torr. Jimenez et al.⁴ reported $\Phi_{193}(\text{OH}) = 0.21 \pm 0.12$, $\Phi_{248}(\text{OH}) = 0.085 \pm 0.08$, $\Phi_{193}(\text{HO}_2) = 0.56 \pm 0.02$, $\Phi_{248}(\text{HO}_2) = 0.89 \pm 0.26$, $\Phi_{193}(\text{NO}_3) = 0.35 \pm 0.03$, $\Phi_{248}(\text{NO}_3) = 0.08 \pm 0.03$ and $\Phi_{308}(\text{NO}_3) = 0.05 \pm 0.02$. Assuming that only channel (2) contributes to OH and NO₃ production, these results imply that at 248 nm the yields of OH and NO₃ are nearly identical, 0.08. This lower yield is in disagreement with the earlier 248 nm results of MacLeod et al.⁶ and Roehl et al.¹⁰ The high HO₂ yield (0.89 ± 0.26) measured at 248 nm by Jimenez et al.⁴ overlaps within the experimental uncertainties with the NO₂ yield (0.56 ± 0.17) of Roehl et al.,¹⁰ assuming that the HO₂ arises from channel (1). It cannot however not be excluded that the difference in NO₂ yields reflects the contribution of channel (6). The recommended quantum yields are given in Table 4C-19 where the values below 200 nm are taken from Jimenez et al.⁴ and the values above 200 nm represent an average of the results from Jimenez et al., Roehl et al. and MacLeod et al. The estimated uncertainty in the recommended quantum yields is ±0.2.

The photodissociation of HO₂NO₂ via excitation of the OH stretch vibrational overtones 2ν₁, 3ν₁, and 4ν₁ in the near IR and visible is a possible atmospheric HO_x source.^{15 12 2} The band strengths (in units of 10⁻²⁰ cm² molecule⁻¹ cm⁻¹) of (3.8 ± 0.11) for 3ν₁ and (0.30 ± 0.18) for 4ν₁ have been reported by Zhang et al.¹⁶ and (3.3 ± 0.7) for 3ν₁ by Roehl et al.¹¹ Stark et al.¹⁴ report greater values for the 3ν₁ and 4ν₁ band strengths of (5.7 ± 1.1) and (0.49 ± 0.09), respectively. Roehl et al.¹¹ also measured absolute integrated band strengths and photodissociation quantum yields for 3 dissociative bands in the infrared region: 2ν₁ + ν₃ (8242 cm⁻¹), 2ν₁ (6900 cm⁻¹) and ν₁ + 2ν₃ (6252 cm⁻¹) as a function of temperature. Matthews et al.⁷ photolysed HO₂NO₂ at 390 nm in its first OH-stretching overtone (2ν₁) and reported a quantum yield of 0.30 at 298 K. The temperature dependent cross sections and dissociation quantum yields from Roehl et al.¹¹ are summarized in Table 4C-20.

Table 4C-18. Recommended Absorption Cross Sections of HO₂NO₂ at 298 K

λ (nm)	10 ²⁰ σ (cm ²)	λ (nm)	10 ²⁰ σ (cm ²)	λ (nm)	10 ²⁰ σ (cm ²)	λ (nm)	10 ²⁰ σ (cm ²)
190	1010	260	28.50	300	1.52	328	0.110
195	816	265	23.00	302	1.28	330	0.0926
200	563	270	18.05	304	1.05	332	0.0788
205	367	275	13.40	306	0.853	334	0.0650
210	239	280	9.29	308	0.702	336	0.0540
215	161	282	8.11	310	0.551	338	0.0456
220	117.5	284	6.93	312	0.465	340	0.0372
225	93.50	286	5.86	314	0.380	342	0.0320
230	79.20	288	4.91	316	0.313	344	0.0268
235	68.25	290	3.95	318	0.265	346	0.0228
240	58.10	292	3.37	320	0.216	348	0.0198
245	48.95	294	2.78	322	0.184	350	0.0168
250	41.25	296	2.30	324	0.152		
255	35.00	298	1.91	326	0.128		

Note:

190–205 nm: Molina and Molina⁸

210–275 nm: mean of the data from Molina and Molina⁸ and Singer et al.¹³

Table 4C-19. Recommended HO₂NO₂ Photolysis Quantum Yields

λ (nm)	Φ (OH)	Φ (NO ₃)	Φ (HO ₂)	Φ (NO ₂)
<200	0.3	0.3	0.7	0.7
>200	0.2	0.2	0.8	0.8

Table 4C-20. Photodissociation Band Strengths and Quantum Yields for Several Overtone and Combination Bands of HO₂NO₂

Band	Band center (cm ⁻¹)	$\int \sigma_{\text{diss}} \Phi_v dv$ cm ² molecule ⁻¹ cm ⁻¹	Quantum yield
4v ₁	13105	3.0×10^{-21} (a)	1
3v ₁	10090	3.3×10^{-20} (b)	1
2v ₁ + v ₃	8240	1.21×10^{-21} (b)	0.76
2v ₁	6900	$4.09 \times 10^{-18} \exp(-826.5/T)$ (195 K > T > 224 K) (b)	0.14
v ₁ + 2v ₃	6250	$1.87 \times 10^{-19} \exp(-1410.7/T)$ (195 K > T > 240 K) (b)	0.02

Note:

a) Data from Zhang et al.¹⁶b) Data from Roehl et al.¹¹

- (1) Cox, R. A.; Patrick, R. Kinetics of the reaction HO₂ + NO₂(+M) = HO₂NO₂ using molecular modulation spectrometry. *Int. J. Chem. Kinet.* **1979**, *11*, 635-648.
- (2) Evans, J. T.; Chipperfield, M. P.; Oelhaf, H.; Stowasser, M.; Wetzell, G. Effect of near-IR photolysis of HO₂NO₂ on stratospheric chemistry. *Geophys. Res. Lett.* **2003**, *29*, 1223, doi:10.1029/2002GL016470.
- (3) Graham, R. A.; Winer, A. M.; Pitts, J. N., Jr. Ultraviolet and infrared absorption cross sections of gas phase HO₂NO₂. *Geophys. Res. Lett.* **1978**, *5*, 909-911.
- (4) Jimenez, E.; Gierczak, T.; Stark, H.; Burkholder, J. B.; Ravishankara, A. R. Quantum yields of OH, HO₂ and NO₃ in the UV photolysis of HO₂NO₂. *Phys. Chem. Chem. Phys.* **2005**, *7*, 342-348, doi:10.1039/b413429j.
- (5) Knight, G.; Ravishankara, A. R.; Burkholder, J. B. UV absorption cross sections of HO₂NO₂ between 343 and 273 K. *Phys. Chem. Chem. Phys.* **2002**, *4*, 1432-1437, doi:10.1039/b108904h.
- (6) MacLeod, H.; Smith, G. P.; Golden, D. M. Photodissociation of pernitric acid (HO₂NO₂) at 248 nm. *J. Geophys. Res.* **1988**, *93*, 3813-3823.
- (7) Matthews, J.; Sharma, R.; Sinha, A. Photodissociation of vibrationally excited pernitric acid: HO₂NO₂ (2v₁) + 390 nm. *J. Phys. Chem. A* **2004**, *108*, 8134-8139, doi:10.1021/jp040285s.
- (8) Molina, L. T.; Molina, M. J. UV absorption cross sections of HO₂NO₂ vapor. *J. Photochem.* **1981**, *15*, 97-108.
- (9) Morel, O.; Simonaitis, R.; Heicklen, J. Ultraviolet absorption spectra of HO₂NO₂, CCl₃O₂NO₂, CCl₂FO₂NO₂, and CH₃O₂NO₂. *Chem. Phys. Lett.* **1980**, *73*, 38-41.
- (10) Roehl, C. M.; Mazely, T. L.; Friedl, R. R.; Li, Y. M.; Francisco, J. S.; Sander, S. P. NO₂ quantum yield from the 248 nm photodissociation of peroxyntic acid (HO₂NO₂). *J. Phys. Chem. A* **2001**, *105*, 1592-1598, doi:10.1021/jp001982x.
- (11) Roehl, C. M.; Nizkorodov, S. A.; Zhang, H.; Blake, G. A.; Wennberg, P. O. Photodissociation of peroxyntic acid in the near-IR. *J. Phys. Chem. A* **2002**, *106*, 3766-3772, doi:10.1021/jp013536v.
- (12) Salawitch, R. J.; Wennberg, P. O.; Toon, G. C.; Sen, B.; Blavier, J.-F. Near IR photolysis of HO₂NO₂: Implications for HO_x. *Geophys. Res. Lett.* **2002**, *29*, 1-4, doi:10.1029/2002GL015006.
- (13) Singer, R. J.; Crowley, J. N.; Burrows, J. P.; Schneider, W.; Moortgat, G. K. Measurement of the absorption cross-section of peroxyntic acid between 210 and 330 nm in the range 253-298 K. *J. Photochem. Photobiol. A: Chem.* **1989**, *48*, 17-32.
- (14) Stark, H.; Brown, S. S.; Burkholder, J. B.; Aldener, M.; Riffault, V.; Gierczak, T.; Ravishankara, A. R. Overtone dissociation of peroxyntic acid (HO₂NO₂): Absorption cross sections and photolysis products. *J. Phys. Chem. A* **2008**, *112*, 9296-9303, doi:10.1021/jp802259z.
- (15) Wennberg, P. O.; Salawitch, R. J.; Donaldson, D. J.; Hanisco, T. F.; Lanzendorf, E. J.; Perkins, K. K.; Lloyd, S. A.; Vaida, V.; Gao, R. S.; Hints, E. J.; Cohen, R. C.; Swartz, W. H.; Kusterer, T. L.;

- Anderson, D. E. Twilight observations suggest unknown sources of HO_x. *Geophys. Res. Lett.* **1999**, *26*, 1373-1376.
- (16) Zhang, H.; Roehl, C. M.; Sander, S. P.; Wennberg, P. O. Intensity of the second and third OH overtones of H₂O₂, HNO₃, and HO₂NO₂. *J. Geophys. Res.* **2000**, *105*, 14593-14598.

4.6 Bibliography – NO_x Photochemistry

- Amaral, G.; Xu, K.; Zhang, J. H + NO₂ channels in the photodissociation of HONO at 193.3 nm. *J. Phys. Chem. A* **2001**, *105*, 1465-1475, doi:10.1021/jp002521e.
- Amoruso, A.; Crescentini, L.; Fiocco, G.; Volpe, M. New measurements of the NO₂ absorption cross section in the 440- to 460-nm region and estimates of the NO₂-N₂O₄ equilibrium constant. *J. Geophys. Res.* **1993**, *98*, 16857-16863.
- Barker, J. R.; Brouwer, L.; Patrick, R.; Rossi, M. J.; Trevor, P. L.; Golden, D. M. N₂O₅ photolysis products investigated by fluorescence and optoacoustic techniques. *Int. J. Chem. Kinet.* **1985**, *17*, 991-1006.
- Bass, A. M.; Ledford, A. E.; Laufer, A. H. Extinction coefficients of NO₂ and N₂O₄. *J. Res. Natl. Bur. Stand.* **1976**, *80A*, 143-166.
- Bates, D. R.; Hays, P. B. Atmospheric nitrous oxide. *Planet. Space Sci.* **1967**, *15*, 189-197.
- Bertrand, C.; Collin, G. J.; Gagnon, H. Coefficients d'absorption et rendements quantiques ioniques de composés inorganiques et d'hydrocarbures insaturés. *J. Chim. Phys.* **1975**, *72*, 719-723.
- Biaume, F. Nitric acid vapour absorption cross-section spectrum and its photodissociation in the stratosphere. *J. Photochem.* **1973**, *2*, 139-149.
- Bogumil, K.; Orphal, J.; Homann, T.; Voigt, S.; Spietz, P.; Fleischmann, O. C.; Vogel, A.; Hartmann, M.; Kromminga, H.; Bovensmann, H.; Frerick, J.; Burrows, J. P. Measurements of molecular absorption spectra with the SCIAMACHY pre-flight model: instrument characterization and reference data for atmospheric remote-sensing in the 230-2380 nm region. *J. Photochem. Photobiol. A: Chem.* **2003**, *157*, 167-184, doi:10.1016/S1010-6030(03)00062-5.
- Bongartz, A.; Kames, J.; Schurath, U.; George, C.; Mirabel, P.; Ponche, J. L. Experimental determination of HONO mass accommodation coefficients using two different techniques. *J. Atmos. Chem.* **1994**, *18*, 149-169.
- Bongartz, A.; Kames, J.; Welter, F.; Schurath, U. Near-UV absorption cross sections and trans/cis equilibrium of nitrous acid. *J. Phys. Chem.* **1991**, *95*, 1076-1082.
- Brown, S. S.; Wilson, R. W.; Ravishankara, A. R. Absolute intensities for third and fourth overtone absorptions in HNO₃ and H₂O₂ measured by cavity ring down spectroscopy. *J. Phys. Chem. A* **2000**, *104*, 4963-4976, doi:10.1021/jp000439d.
- Brust, A. S.; Becker, K. H.; Kleffmann, J.; Wiesen, P. UV absorption cross sections of nitrous acid. *Atmos. Environ.* **2000**, *34*, 13-19.
- Burkholder, J. B.; Talukdar, R. K.; Ravishankara, A. R.; Solomon, S. Temperature dependence of the HNO₃ UV absorption cross sections. *J. Geophys. Res.* **1993**, *98*, 22937-22948.
- Burrows, J. P.; Dehn, A.; Deters, B.; Himmelmann, S.; Richter, A.; Voigt, S.; Orphal, J. Atmospheric remote-sensing reference data from GOME: Part 1. Temperature-dependent absorption cross-sections of NO₂ in the 231-794 nm range. *J. Quant. Spectrosc. Radiat. Transfer* **1998**, *60*, 1025-1031.
- Burrows, J. P.; Tyndall, G. S.; Moortgat, G. K. Absorption spectrum of NO₃ and kinetics of the reactions of NO₃ with NO₂, Cl, and several stable atmospheric species at 298 K. *J. Phys. Chem.* **1985**, *89*, 4848-4856.
- Calvert, J. G.; Madronich, S.; Gardner, E. P.; Davidson, J. A.; Cantrell, C. A.; Shetter, R. E. Mechanism of NO₂ photodissociation in the energy-deficient region at 404.7 nm. *J. Phys. Chem.* **1987**, *91*, 6339-6341, doi:10.1021/j100309a006.
- Canosa-Mas, C. E.; Fowles, M.; Houghton, P. J.; Wayne, R. P. Absolute absorption cross-section measurements on NO₃ Evaluation of the titration of NO₃ by NO in the determination of absolute concentrations. *J. Chem. Soc. Faraday Trans. 2* **1987**, *83*, 1465-1474.
- Cantrell, C. A.; Davidson, J. A.; Shetter, R. E.; Anderson, B. A.; Calvert, J. G. The temperature invariance of the NO₃ absorption cross section in the 662-nm region. *J. Phys. Chem.* **1987**, *91*, 5858-5863, doi:10.1021/j100307a009.
- Cantrell, C. A.; Zimmer, A.; Tyndall, G. S. Absorption cross sections for water vapor from 183 to 193 nm. *Geophys. Res. Lett.* **1997**, *24*, 2195-2198, 2687 (Erratum).
- Chan, W. F.; Cooper, G.; Brion, C. E. Discrete and continuum photoabsorption oscillator-strengths for the electronic spectrum of nitrous oxide (5.5-203 eV). *Chem. Phys.* **1994**, *180*, 77-88.
- Coquart, B.; Jenouvrier, A.; Merienne, M. F. The NO₂ absorption spectrum. II. Cross-sections at low temperatures in the 400-500 nm region. *J. Atmos. Chem.* **1995**, *21*, 251-261.
- Corcoran, T. C.; Beiting, E. J.; Mitchell, M. O. High-resolution absolute absorption cross sections of NO₂ at 295, 573, and 673 K at visible wavelengths. *J. Mol. Spectrosc.* **1992**, *154*, 119-128.
- Cox, R. A.; Barton, R. A.; Ljungstrom, E.; Stocker, D. W. The reactions of Cl and ClO with the NO₃ radical. *Chem. Phys. Lett.* **1984**, *108*, 228-232.
- Cox, R. A.; Derwent, R. G. The ultra-violet absorption spectrum of gaseous nitrous acid. *J. Photochem.* **1976**, *6*, 23-34.
- Cox, R. A.; Patrick, R. Kinetics of the reaction HO₂ + NO₂(+M) = HO₂NO₂ using molecular modulation spectrometry. *Int. J. Chem. Kinet.* **1979**, *11*, 635-648.

- Creasey, D. J.; Heard, D. E.; Lee, J. D. Absorption cross-section measurements of water vapour and oxygen at 185 nm. Implications for the calibration of field instruments to measure OH, HO₂ and RO₂ radicals. *Geophys. Res. Lett.* **2000**, *27*, 1651-1654.
- Davenport, J. E. Determination of NO₂ Photolysis Parameters for Stratospheric Modeling, Federal Aviation Administration, Washington, DC. FAA-EQ-78-14, 1978.
- Davidson, J. A.; Cantrell, C. A.; McDaniel, A. H.; Shetter, R. E.; Madronich, S.; Calvert, J. G. Visible-ultraviolet absorption cross sections for NO₂ as a function of temperature. *J. Geophys. Res.* **1988**, *93*, 7105-7112.
- Davis, H. F.; Kim, B.; Johnston, H. S.; Lee, Y. T. Dissociation energy and photochemistry of NO₃. *J. Phys. Chem.* **1993**, *97*, 2172-2180.
- DeMore, W. B.; Sander, S. P.; Golden, D. M.; Hampson, R. F.; Kurylo, M. J.; Howard, C. J.; Ravishankara, A. R.; Kolb, C. E.; Molina, M. J. Chemical Kinetics and Photochemical Data for Use in Stratospheric Modeling. *JPL Publication 97-4* **1997**, Evaluation 12.
- Dixon, J. K. The absorption coefficient of nitrogen dioxide in the visible spectrum. *J. Chem. Phys.* **1940**, *8*, 157-160.
- Donaldson, D. J.; Frost, G. J.; Rosenlof, K. H.; Tuck, A. F.; Vaida, V. Atmospheric radical production by excitation of vibrational overtones via absorption of visible light. *Geophys. Res. Lett.* **1997**, *24*, 2651-2654.
- Donaldson, J.; Orlando, J. J.; Amann, S.; Tyndall, G. S.; Proos, R. J.; Henry, B. R.; Vaida, V. Absolute intensities of nitric acid overtones. *J. Phys. Chem.* **1998**, *102*, 5171-5174.
- Evans, J. T.; Chipperfield, M. P.; Oelhaf, H.; Stowasser, M.; Wetzel, G. Effect of near-IR photolysis of HO₂NO₂ on stratospheric chemistry. *Geophys. Res. Lett.* **2003**, *29*, 1223, doi:10.1029/2002GL016470.
- Febo, A.; Perrino, C.; Allegrini, I. Measurement of nitrous acid in Milan, Italy, by DOAS and diffusion denuders. *Atmos. Environ.* **1996**, *30*, 3599-3609.
- Felder, P.; Yang, X.; Huber, J. R. Photodissociation of nitric acid in a cold molecular beam at 193 nm. *Chem. Phys. Lett.* **1993**, *215*, 221-227.
- Frost, G. J.; Goss, L. M.; Vaida, V. Measurements of high-resolution ultraviolet-visible absorption cross sections at stratospheric temperatures, 1. Nitrogen dioxide. *J. Geophys. Res.* **1996**, *101*, 3869-3877.
- Gaedtke, H.; Troe, J. Primary processes in photolysis of NO₂. *Ber. Bunsenges. Phys. Chem.* **1975**, *79*, 184-191.
- Gardner, E. P.; Sperry, P. D.; Calvert, J. G. Primary quantum yields of NO₂ photodissociation. *J. Geophys. Res.* **1987**, *92*, 6642-6652.
- Gierczak, T.; Burkholder, J. B.; Ravishankara, A. R. Temperature dependent rate coefficient for the reaction O(³P) + NO₂ → NO + O₂. *J. Phys. Chem. A* **1999**, *103*, 877-883.
- Graham, R. A. Photochemistry of NO₃ and the Kinetics of the N₂O₅-O₃ System. Ph. D. Thesis, University of California, Berkeley, CA, 1975.
- Graham, R. A.; Johnston, H. S. The photochemistry of NO₃ and the kinetics of the N₂O₅-O₃ system. *J. Phys. Chem.* **1978**, *82*, 254-268, doi:10.1021/j100492a002.
- Graham, R. A.; Winer, A. M.; Pitts, J. N., Jr. Ultraviolet and infrared absorption cross sections of gas phase HO₂NO₂. *Geophys. Res. Lett.* **1978**, *5*, 909-911.
- Gratien, A.; Lefort, M.; Picquet-Varrault, B.; Orphal, J.; Doussin, J.-F.; Flaud, J.-M. Experimental intercomparison of the absorption cross-sections of nitrous acid (HONO) in the ultraviolet and mid-infrared spectral regions. *J. Quant. Spectrosc. Radiat. Transfer* **2009**, *110*, 256-263, doi:10.1016/j.jqsrt.2008.11.003.
- Greenblatt, G. D.; Ravishankara, A. R. Laboratory studies on the stratospheric NO_x production rate. *J. Geophys. Res.* **1990**, *95*, 3539-3547.
- Greiner, N. R. Photochemistry of N₂O essential to a simplified vacuum-ultraviolet actinometer. *J. Chem. Phys.* **1967**, *47*, 4373-4377.
- Griffith, D. W. T.; Toon, G. C.; Sen, B.; Blavier, J.-F.; Toth, R. A. Vertical profiles of nitrous oxide isotopomer fractionation measured in the stratosphere. *Geophys. Res. Lett.* **2000**, *27*, 2485-2488.
- Hall, J., T. C.; Blacet, F. E. Separation of the absorption spectra of NO₂ and N₂O₄ in the range of 2400-5000Å. *J. Chem. Phys.* **1952**, *20*, 1745-1749.
- Harder, J. W.; Brault, J. W.; Johnston, P. V.; Mount, G. H. Temperature dependent NO₂ cross sections at high spectral resolution. *J. Geophys. Res.* **1997**, *D102*, 3681-3879.
- Harker, A. B.; Ho, W.; Ratto, J. J. Photodissociation quantum yield of NO₂ in the region 375 to 420 nm. *Chem. Phys. Lett.* **1977**, *50*, 394-397.
- Harwood, M. H.; Burkholder, J. B.; Ravishankara, A. R. Photodissociation of BrONO₂ and N₂O₅: Quantum yields for NO₃ production at 248, 308, and 352.5 nm. *J. Phys. Chem. A* **1998**, *102*, 1309-1317.
- Harwood, M. H.; Jones, R. L. Temperature dependent ultraviolet-visible absorption cross sections of NO₂ and N₂O₄: Low-temperature measurements of the equilibrium constant for 2NO₂ ⇌ N₂O₄. *J. Geophys. Res.* **1994**, *99*, 22955-22964.
- Harwood, M. H.; Jones, R. L.; Cox, R. A.; Lutman, E.; Rattigan, O. V. Temperature-dependent absorption cross-sections of N₂O₅. *J. Photochem. Photobiol. A: Chem.* **1993**, *73*, 167-175.
- Harwood, M. H.; Rattigan, O. V.; Jones, R. L.; Cox, R. A. *Proc. SPIE Int. Soc. Opt. Eng.* **1992**, *1715*, 113-124.

- Hicks, E.; Leroy, B.; Rigaud, P.; Joudain, J.-L.; Le Bras, G. Near ultraviolet and visible absorption spectra of minor atmospheric components NO₂ and SO₂ between 200 and 300 K. *J. Chim. Phys.* **1979**, *76*, 693-698.
- Hitchcock, V. C.; Brion, E.; van der Wiel, M. J. Absolute oscillator-strengths for valence-shell ionic photofragmentation of N₂O and CO₂ (8-75 eV). *Chem. Phys.* **1980**, *45*, 461-478.
- Holmes, H. H.; Daniels, F. The photolysis of nitrogen oxides: N₂O₅, N₂O₄ and NO₂. *J. Am. Chem. Soc.* **1934**, *56*, 630-637, doi:10.1021/ja01318a028.
- Hubrich, C.; Stuhl, F. The ultraviolet absorption of some halogenated methanes and ethanes of atmospheric interest. *J. Photochem.* **1980**, *12*, 93-107.
- Jenouvrier, A.; Coquart, B.; Mérienne, M.-F. The NO₂ absorption spectrum. III: The 200-300 nm region at ambient temperature. *J. Atmos. Chem.* **1996**, *25*, 21-32.
- Jimenez, E.; Gierczak, T.; Stark, H.; Burkholder, J. B.; Ravishankara, A. R. Quantum yields of OH, HO₂ and NO₃ in the UV photolysis of HO₂NO₂. *Phys. Chem. Chem. Phys.* **2005**, *7*, 342-348, doi:10.1039/b413429j.
- Johnson, M. S.; Billing, G. D.; Gruodis, A.; Janssen, M. H. M. Photolysis of nitrous oxide isotopomers studied by time-dependent hermite propagation. *J. Phys. Chem. A* **2001**, *105*, 8672-8680, doi:10.1021/jp011449x.
- Johnston, H. S.; Chang, S.; Whitten, G. Photolysis of nitric acid vapor. *J. Phys. Chem.* **1974**, *78*, 1-7.
- Johnston, H. S.; Davis, H. F.; Lee, Y. T. NO₃ photolysis product channels: Quantum yields from observed energy thresholds. *J. Phys. Chem.* **1996**, *100*, 4713-4723.
- Johnston, H. S.; Graham, R. Gas-phase ultraviolet absorption spectrum of nitric acid vapor. *J. Phys. Chem.* **1973**, *77*, 62-63.
- Johnston, H. S.; Graham, R. Photochemistry of NO_x and HNO_x compounds. *Can. J. Phys.* **1974**, *52*, 1415-1423.
- Johnston, H. S.; Selwyn, G. S. New cross sections for the absorption of near ultraviolet radiation by nitrous oxide (N₂O). *Geophys. Res. Lett.* **1975**, *2*, 549-551.
- Jolly, G. S.; Singleton, D. L.; McKenney, D. J.; Paraskevopoulos, G. Laser photolysis of HNO₃ at 222 nm: Direct determination of the primary quantum yield of OH. *J. Chem. Phys.* **1986**, *84*, 6662-6667, doi:10.1063/1.450719.
- Jones, E. L.; Wulf, O. R. The absorption coefficient of nitrogen pentoxide in the ultraviolet and the visible absorption spectrum of NO₃. *J. Chem. Phys.* **1937**, *5*, 873-877.
- Jones, I. T. N.; Bayes, K. Photolysis of nitrogen dioxide. *J. Chem. Phys.* **1973**, *59*, 4836-4844.
- Jost, R.; Nygard, J.; Pasinski, A.; Delon, A. The photodissociation threshold of NO₂: Precise determination of its energy and density of states. *J. Chem. Phys.* **1996**, *105*, 1287-1290.
- Kenner, R. D.; Rohrer, F.; Stuhl, F. OH(A) production in the 193-nm photolysis of HONO. *J. Phys. Chem.* **1986**, *90*, 2635-2639, doi:10.1021/j100403a015.
- Kirmse, B.; Delon, A.; Jost, R. NO₂ absorption cross section and its temperature dependence. *J. Geophys. Res.* **1997**, *D103*, 16089-16098.
- Knight, G.; Ravishankara, A. R.; Burkholder, J. B. UV absorption cross sections of HO₂NO₂ between 343 and 273 K. *Phys. Chem. Chem. Phys.* **2002**, *4*, 1432-1437, doi:10.1039/b108904h.
- Ko, M. K. W.; Newman, P. A.; Reimann, S.; Strahan, S. E.; Plumb, R. A.; Stolarski, R. S.; Burkholder, J. B.; Mellouki, W.; Engel, A.; Atlas, E. L.; Chipperfield, M.; Liang, Q. Lifetimes of Stratospheric Ozone-Depleting Substances, Their Replacements, and Related Species, SPARC Report No. 6, WCRP-15/2013, 2013, <http://www.sparc-climate.org/publications/sparc-reports/sparc-report-no6/>.
- Koffend, J. B.; Holloway, J. S.; Kwok, M. A.; Heidner III, R. F. High resolution absorption spectroscopy of NO₂. *J. Quant. Spectrosc. Radiat. Transfer* **1987**, *37*, 449-453.
- Leroy, B.; Rigaud, P.; Hicks, E. Visible absorption cross-sections of NO₂ at 298 K and 235 K. *Ann. Geophys.* **1987**, *5A*, 247-250.
- Li, Q.; Carter, R. T.; Huber, J. R. The photodissociation dynamics of nitric acid studied at 193 nm by LIF and REMPI-TOF methods. *Chem. Phys. Lett.* **2001**, *334*, 39-46.
- MacLeod, H.; Smith, G. P.; Golden, D. M. Photodissociation of pernitric acid (HO₂NO₂) at 248 nm. *J. Geophys. Res.* **1988**, *93*, 3813-3823.
- Magnotta, F.; Johnston, H. S. Photodissociation quantum yields for the NO₃ free radical. *Geophys. Res. Lett.* **1980**, *7*, 769-772.
- Margitan, J. J.; Watson, R. T. Kinetics of the reaction of hydroxyl radicals with nitric acid. *J. Phys. Chem.* **1982**, *86*, 3819-3824, doi:10.1021/j100216a022.
- Marinelli, W. J.; Swanson, D. M.; Johnston, H. S. Absorption cross sections and line shape for the NO₃(0-0) band. *J. Chem. Phys.* **1982**, *76*, 2864-2870.
- Matthews, J.; Sharma, R.; Sinha, A. Photodissociation of vibrationally excited pernitric acid: HO₂NO₂ (2v₁) + 390 nm. *J. Phys. Chem. A* **2004**, *108*, 8134-8139, doi:10.1021/jp040285s.
- Mérienne, M.-F.; Jenouvrier, A.; Coquart, B.; Lux, J. P. The NO₂ absorption spectrum. IV: The 200-400 nm region at 220 K. *J. Atmos. Chem.* **1997**, *27*, 219-232.
- Mérienne, M. F.; Coquart, B.; Jenouvrier, A. Temperature effect on the ultraviolet-absorption of CFC₁₃, CF₂Cl₂ and N₂O. *Planet. Space Sci.* **1990**, *38*, 617-625.

- Mérienne, M. F.; Jenouvrier, A.; Coquart, B. The NO₂ absorption spectrum. I. Absorption cross-sections at ambient temperature in the 300-500 nm region. *J. Atmos. Chem.* **1995**, *20*, 281-297.
- Mihalcea, R. M.; Baer, D. S.; Hanson, R. K. Tunable diode-laser absorption measurements of NO₂ near 670 and 395 nm. *Appl. Opt.* **1996**, *35*, 4059-4064.
- Mitchell, D. N.; Wayne, R. P.; Allen, P. J.; Harrison, R. P.; Twin, R. J. Kinetics and photochemistry of NO₃ Part 1.- Absolute absorption cross-section. *J. Chem. Soc. Faraday Trans. 2* **1980**, *76*, 785-793.
- Molina, L. T.; Molina, M. J. UV absorption cross sections of HO₂NO₂ vapor. *J. Photochem.* **1981**, *15*, 97-108.
- Morel, O.; Simonaitis, R.; Heicklen, J. Ultraviolet absorption spectra of HO₂NO₂, CCl₃O₂NO₂, CCl₂FO₂NO₂, and CH₃O₂NO₂. *Chem. Phys. Lett.* **1980**, *73*, 38-41.
- Myers, T. L.; Forde, N. R.; Hu, B.; Kitchen, D. C.; Butler, L. J. The influence of local electronic character and nonadiabaticity in the photodissociation of nitric acid at 193 nm. *J. Chem. Phys.* **1997**, *81*, 5361-5373.
- Nakayama, T.; Kitamura, M. T.; Watanabe, K. Ionization potential and absorption coefficients of nitrogen dioxide. *J. Chem. Phys.* **1959**, *30*, 1180-1186.
- Nishida, S.; Takahashi, K.; Matsumi, Y.; Taniguchi, N.; Hayashida, S. Formation of O(³P) atoms in the photolysis of N₂O at 193 nm and O(³P) + N₂O product channel in the reaction of O(¹D) + N₂O. *J. Phys. Chem. A* **2004**, *108*, 2451-2456, doi:10.1021/jp037034o S1089-5639(03)07034-8
- Nizkorodov, S. A.; Sander, S. P.; Brown, L. R. Temperature and pressure dependence of high-resolution air-broadened absorption cross sections of NO₂ (415-525 nm). *J. Phys. Chem. A* **2004**, *108*, 4864-4872, doi:10.1021/jp049461n.
- Oh, D.; Sisk, W.; Young, A.; Johnston, H. Nitrogen dioxide fluorescence from N₂O₅ photolysis. *J. Chem. Phys.* **1986**, *85*, 7146-7158, doi:10.1063/1.451348.
- Okabe, H. Photodissociation of nitric acid and water in the vacuum ultraviolet; vibrational and rotational distributions of OH ²Σ⁺. *J. Chem. Phys.* **1980**, *72*, 6642-6650.
- Orlando, J. J.; Tyndall, G. S.; Moortgat, G. K.; Calvert, J. G. Quantum yields for NO₃ photolysis between 570 and 635 nm. *J. Phys. Chem.* **1993**, *97*, 10996-11000.
- Orphal, J. A Critical Review of the Absorption Cross-Sections of O₃ and NO₂ in the 240-790 nm Region, Part 1, Ozone, European Space Agency, ESA-ESTEC Noordwijk, ESA Technical Note MO-TN-ESA-GO-0302, 2002,
- Orphal, J. A critical review of the absorption cross-sections of O₃ and NO₂ in the ultraviolet and visible. *J. Photochem. Photobiol. A: Chem.* **2003**, *157*, 185-209, doi:10.1016/S1010-6030(03)00061-3.
- Orphal, J.; Dreher, S.; Voigt, S.; Burrows, J. P.; Jost, R.; Delon, A. The near-infrared bands of NO₂ observed by high-resolution Fourier-transform spectroscopy. *J. Chem. Phys.* **1998**, *109*, 10217-10221.
- Orphal, J.; Fellows, C. E.; Flaud, J.-M. The visible absorption spectrum of NO₃ measured by high-resolution Fourier transform spectroscopy. *J. Geophys. Res.* **2003**, *108*, 4077, doi:10.1029/2002JD002489.
- Osbourne, B. A.; Marston, G.; Kaminski, L.; Jones, N. C.; Gingell, J. M.; Mason, N. J.; Walker, I. C.; Delwiche, J.; Hubin-Franskin, M.-J. Vacuum ultraviolet spectrum of dinitrogen pentoxide. *J. Quant. Spectrosc. Radiat. Transfer* **2000**, *64*, 67-74.
- Osthoff, H. D.; Pilling, M. J.; Ravishankara, A. R.; Brown, S. S. Temperature dependence of the NO₃ absorption cross-section above 298 K and determination of the equilibrium constant for NO₃ + NO₂ ↔ N₂O₅ at atmospherically relevant conditions. *Phys. Chem. Chem. Phys.* **2007**, *9*, 5785-5793, doi:10.1039/b709193a.
- Pagsberg, P.; Bjergbakke, E.; Ratajczak, E.; Sillesen, A. Kinetics of the gas phase reaction OH + NO(+M) → HONO(+M) and the determination of the UV absorption cross sections of HONO. *Chem. Phys. Lett.* **1997**, *272*, 383-390.
- Paraskevopoulos, G.; Cvetanovic, R. J. Competitive reactions of the excited oxygen atoms, O(¹D). *J. Am. Chem. Soc.* **1969**, *91*, 7572-7577, doi:10.1021/ja50001a005.
- Platt, U.; Perner, D.; Harris, G. W.; Winer, A. M.; Pitts Jr., J. N. Observations of nitrous acid in an urban atmosphere by differential optical absorption. *Nature* **1980**, *285*, 312-314.
- Preston, K. F.; Barr, R. F. Primary processes in the photolysis of nitrous oxide. *J. Chem. Phys.* **1971**, *54*, 3347-3348.
- Rahn, T.; Zhang, H.; Wahlen, M.; Blake, G. A. Stable isotope fractionation during ultraviolet photolysis of N₂O. *Geophys. Res. Lett.* **1998**, *25*, 4489-4492.
- Rattigan, O.; Lutman, E.; Jones, R. L.; Cox, R. A. Temperature dependent absorption cross sections and atmospheric photolysis rates of nitric acid. *Ber. Bunsenges. Phys. Chem.* **1992**, *96*, 399-404.
- Rattigan, O.; Lutman, E.; Jones, R. L.; Cox, R. A.; Clemittshaw, K.; Williams, J. Corrigendum: Temperature-dependent absorption cross-sections of gaseous nitric acid and methyl nitrate. *J. Photochem. Photobiol. A: Chem.* **1992**, *69*, 125-126.
- Ravishankara, A. R.; Mauldin, R. L. Temperature dependence of the NO₃ cross section in the 662-nm region. *J. Geophys. Res.* **1986**, *91*, 8709-8712.
- Ravishankara, A. R.; Wine, P. H. Absorption cross sections for NO₃ between 565 and 673 nm. *Chem. Phys. Lett.* **1983**, *101*, 73-78.

- Ravishankara, A. R.; Wine, P. H.; Smith, C. A.; Barbone, P. E.; Torabi, A. N₂O₅ photolysis: Quantum yields for NO₃ and O(³P). *J. Geophys. Res.* **1986**, *91*, 5355-5360.
- Riffault, V.; Gierczak, T.; Burkholder, J. B.; Ravishankara, A. R. Quantum yields for OH production in the photodissociation of HNO₃ at 248 and 308 nm and H₂O₂ at 308 and 320 nm. *Phys. Chem. Chem. Phys.* **2006**, *8*, 1079-1085, doi:10.1039/b513760h.
- Röckmann, T. J.; Brenninkmeijer, C. A. M.; Wollenhaupt, M.; Crowley, J. N.; Crutzen, P. J. Measurement of the isotopic fractionation of ¹⁵N¹⁴N¹⁶O, ¹⁴N¹⁵N¹⁶O and ¹⁴N¹⁴N¹⁸O in the UV photolysis of nitrous oxide. *Geophys. Res. Lett.* **2000**, *27*, 1399-1402.
- Röckmann, T. J.; Kaiser, J.; Brenninkmeijer, C. A. M.; Crowley, J. N.; Borchers, R.; Brand, W. A.; Crutzen, P. J. Isotopic enrichment of nitrous oxide (¹⁵N¹⁴NO, ¹⁴N¹⁵NO, ¹⁴N¹⁴N¹⁸O) in the stratosphere and in the laboratory. *J. Geophys. Res.* **2001**, *106*, 10403-10410.
- Roehl, C. M.; Mazely, T. L.; Friedl, R. R.; Li, Y. M.; Francisco, J. S.; Sander, S. P. NO₂ quantum yield from the 248 nm photodissociation of peroxyxynitric acid (HO₂NO₂). *J. Phys. Chem. A* **2001**, *105*, 1592-1598, doi:10.1021/jp001982x.
- Roehl, C. M.; Nizkorodov, S. A.; Zhang, H.; Blake, G. A.; Wennberg, P. O. Photodissociation of peroxyxynitric acid in the near-IR. *J. Phys. Chem. A* **2002**, *106*, 3766-3772, doi:10.1021/jp013536v.
- Roehl, C. M.; Orlando, J. J.; Tyndall, G. S.; Shetter, R. E.; Vasquez, G. J.; Cantrell, C. A.; Calvert, J. G. Temperature dependence of the quantum yields for the photolysis of NO₂ near the dissociation limit. *J. Phys. Chem.* **1994**, *98*, 7837-7843.
- Romand, J.; Mayence, J. Spectre d'absorption de l'oxyde azoteux gazeux dans la région de Schumann. *Compt. Rend. Acad. Sci. Paris* **1949**, *228*, 998-1000.
- Rontu Carlon, N.; Papanastasiou, D. K.; Fleming, E. L.; Jackman, C. H.; Newman, P. A.; Burkholder, J. B. UV absorption cross sections of nitrous oxide (N₂O) and carbon tetrachloride (CCl₄) between 210 and 350 K and the atmospheric implications. *Atmos. Chem. Phys.* **2010**, *10*, 6137-6149, doi:10.5194/acp-10-6137-2010.
- Röth, E. P.; Ruhnke, R.; Moortgat, G.; Meller, R.; Schneider, W. UV/VIS-Absorption Cross Sections and Quantum Yields for Use in Photochemistry and Atmospheric Modeling, Forschungszentrum Jülich Publication, Part 1 : Inorganic Substances (jül-3340), Part 2: Organic Substances (jül-3341). **1997**.
- Salawitch, R. J.; Wennberg, P. O.; Toon, G. C.; Sen, B.; Blavier, J.-F. Near IR photolysis of HO₂NO₂: Implications for HO_x. *Geophys. Res. Lett.* **2002**, *29*, 1-4, doi:10.1029/2002GL015006.
- Sander, S. P. Temperature dependence of the NO₃ absorption spectrum. *J. Phys. Chem.* **1986**, *90*, 4135-4142, doi:10.1021/j100408a060.
- Sander, S. P.; Finlayson-Pitts, B. J.; Friedl, R. R.; Golden, D. M.; Huie, R. E.; Kolb, C. E.; Kurylo, M. J.; Molina, M. J.; Moortgat, G. K.; Orkin, V. L.; Ravishankara, A. R. Chemical Kinetics and Photochemical Data for Use in Atmospheric Studies, Evaluation Number 14, Jet Propulsion Laboratory Pasadena, JPL Publication 02-25, 2002, <http://jpldataeval.jpl.nasa.gov>.
- Schiffman, A.; Nelson, D. D., Jr.; Nesbitt, D. J. Quantum yields for OH production from 193 and 248 nm photolysis of HNO₃ and H₂O₂. *J. Chem. Phys.* **1993**, *98*, 6935-6946.
- Schneider, W.; Moortgat, G. K.; Burrows, J. P.; Tyndall, G. Absorption cross-sections of NO₂ in the UV and visible region (200-700 nm) at 298 K. *J. Photochem. Photobiol. A: Chem.* **1987**, *40*, 195-217.
- Schott, G.; Davidson, N. Shock waves in chemical kinetics: The decomposition of N₂O₅ at high temperatures. *J. Am. Chem. Soc.* **1958**, *80*, 1841-1853.
- Selwyn, G.; Podolske, J.; Johnston, H. S. Nitrous oxide ultraviolet absorption spectrum at stratospheric temperatures. *Geophys. Res. Lett.* **1977**, *4*, 427-430.
- Selwyn, G. S.; Johnston, H. S. Ultraviolet absorption spectrum of nitrous oxide as function of temperature and isotopic substitution. *J. Chem. Phys.* **1981**, *74*, 3791-3803.
- Simonaitis, R.; Greenberg, R. I.; Heicklen, J. The photolysis of N₂O at 2139 Å and 1849 Å. *Int. J. Chem. Kinet.* **1972**, *4*, 497-512.
- Singer, R. J.; Crowley, J. N.; Burrows, J. P.; Schneider, W.; Moortgat, G. K. Measurement of the absorption cross-section of peroxyxynitric acid between 210 and 330 nm in the range 253-298 K. *J. Photochem. Photobiol. A: Chem.* **1989**, *48*, 17-32.
- Stark, H.; Brown, S. S.; Burkholder, J. B.; Aldener, M.; Riffault, V.; Gierczak, T.; Ravishankara, A. R. Overtone dissociation of peroxyxynitric acid (HO₂NO₂): Absorption cross sections and photolysis products. *J. Phys. Chem. A* **2008**, *112*, 9296-9303, doi:10.1021/jp802259z.
- Stockwell, W. R.; Calvert, J. G. The near ultraviolet absorption spectrum of gaseous HONO and N₂O₃. *J. Photochem.* **1978**, *8*, 193-203.
- Stutz, J.; Kim, E. S.; Platt, U.; Bruno, P.; Perrino, C.; Febo, A. UV-visible absorption cross sections of nitrous acid. *J. Geophys. Res.* **2000**, *105*, 14585-14592.
- Suto, M.; Lee, L. C. Photoabsorption and photodissociation of HONO₂ in the 105-220 nm region. *J. Chem. Phys.* **1984**, *81*, 1294-1297.

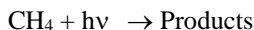
- Swanson, D.; Kan, B.; Johnston, H. S. NO₃ quantum yields from N₂O₅ photolysis. *J. Phys. Chem.* **1984**, *88*, 3115-3118, doi:10.1021/j150658a038.
- Thompson, B. A.; Harteck, P.; Reeves Jr., R. R. Ultraviolet absorption coefficients of CO₂, CO, O₂, H₂O, N₂O, NH₃, NO, SO₂, and CH₄ between 1850 and 4000 Å. *J. Geophys. Res.* **1963**, *68*, 6431-6436.
- Troe, J. Are primary quantum yields of NO₂ photolysis at $\lambda \leq 398$ nm smaller than unity? *Z. Phys. Chem.* **2000**, *214*, 573-581.
- Turatti, F.; Griffith, D. W. T.; Wilson, S. R.; Esler, M. B.; Rahn, T.; Zhang, H.; Blake, G. A. Positionally dependent ¹⁵N fractionation factors in the UV photolysis of N₂O determined by high resolution FTIR spectroscopy. *Geophys. Res. Lett.* **2000**, *27*, 2489-2492.
- Turnipseed, A. A.; Vaghjiani, G. L.; Thompson, J. E.; Ravishankara, A. R. Photodissociation of HNO₃ at 193, 222, and 248 nm: Products and quantum yields. *J. Chem. Phys.* **1992**, *96*, 5887-5895.
- Vandaele, A. C.; Hermans, C.; Fally, S.; Carleer, M.; Colin, R.; Mérienne, M.-F.; Jenouvrier, A.; Coquart, B. High-resolution Fourier transform measurement of the NO₂ visible and near-infrared absorption cross sections: Temperature and pressure effects. *J. Geophys. Res.* **2002**, *107*, 4384, doi:10.1029/2001JD000971.
- Vandaele, A. C.; Hermans, C.; Fally, S.; Carleer, M.; Merienne, M.-F. Absorption cross-sections of NO₂: simulation of temperature and pressure effects. *J. Quant. Spectrosc. Radiat. Transfer* **2003**, *76*, 373-391.
- Vandaele, A. C.; Hermans, C.; Simon, P. C.; Van Roozendaal, M.; Guilmot, J. M.; Carleer, M.; Colin, R. Fourier transform measurement of NO₂ absorption cross-section in the visible range at room temperature. *J. Atmos. Chem.* **1966**, *25*, 289-305.
- Vandaele, A. C.; Hermans, D.; Simon, P. C.; Carleer, M.; Colin, R.; Fally, S.; Merienne, M.-F.; Jenouvrier, A.; Coquart, B. Measurements of the NO₂ absorption cross-section from 42000 cm⁻¹ to 10000 cm⁻¹ (238-1000 nm) at 220 K and 294 K. *J. Quant. Spectrosc. Radiat. Transfer* **1998**, *59*, 171-184.
- Vasudev, R. Absorption spectrum and solar photodissociation of gaseous nitrous acid in the actinic wavelength region. *Geophys. Res. Lett.* **1990**, *17*, 2153-2155.
- Voigt, S.; Orphal, J.; Burrows, J. P. The temperature and pressure dependence of the absorption cross-sections of NO₂ in the 250-800 nm region measured by Fourier-transform spectroscopy. *J. Photochem. Photobiol. A: Chem.* **2002**, *149*, 1-7.
- von Hessberg, P.; Kaiser, J.; Enghoff, M. B.; McLinden, C. A.; Sorensen, S. L.; Rockmann, T.; Johnson, M. S. Ultra-violet absorption cross sections of isotopically substituted nitrous oxide species: ¹⁴N¹⁴NO, ¹⁵N¹⁴NO, ¹⁴N¹⁵NO and ¹⁵N¹⁵NO. *Atmos. Chem. Phys.* **2004**, *4*, 1237-1253.
- Wang, L.; Zhang, J. Detection of nitrous acid by cavity ring-down spectroscopy. *Environ. Sci. Technol.* **2000**, *34*, 4221-4227, doi:10.1021/es0011055.
- Wangberg, I.; Eitzkorn, T.; Barnes, I.; Platt, U.; Becker, K. H. Absolute determination of the temperature behavior of the NO₂ + NO₃ + (M) ↔ N₂O₅ + (M) equilibrium. *J. Phys. Chem. A* **1997**, *101*, 9694-9698.
- Wayne, R. P.; Barnes, I.; Burrows, J. P.; Canosa-Mas, C. E.; Hjorth, J.; Le Bras, G.; Moortgat, G. K.; Perner, D.; Poulet, G.; Restelli, G.; Sidebottom, H. The nitrate radical: Physics, chemistry, and the atmosphere. *Atmos. Environ.* **1991**, *25A*, 1-203.
- Wennberg, P. O.; Brault, J. W.; Hanisco, T. F.; Salawitch, R. J.; Mount, G. H. The atmospheric column abundance of IO: Implications for stratospheric ozone. *J. Geophys. Res.* **1997**, *D102*, 8887-8898.
- Wennberg, P. O.; Salawitch, R. J.; Donaldson, D. J.; Hanisco, T. F.; Lanzendorf, E. J.; Perkins, K. K.; Lloyd, S. A.; Vaida, V.; Gao, R. S.; Hints, E. J.; Cohen, R. C.; Swartz, W. H.; Kusterer, T. L.; Anderson, D. E. Twilight observations suggest unknown sources of HO_x. *Geophys. Res. Lett.* **1999**, *26*, 1373-1376.
- Wollenhaupt, M.; Carl, S. A.; Horowitz, A.; Crowley, J. N. Rate coefficients for reaction of OH with acetone between 202 and 395 K. *J. Phys. Chem. A* **2000**, *104*, 2695-2705, doi:10.1021/jp993738f.
- Yao, F.; Wilson, I.; Johnston, H. Temperature-dependent ultraviolet absorption spectrum for dinitrogen pentoxide. *J. Phys. Chem.* **1982**, *86*, 3611-3615, doi:10.1021/j100215a023.
- Yokelson, R. J.; Burkholder, J. B.; Fox, R. W.; Talukdar, R. K.; Ravishankara, A. R. Temperature dependence of the NO₃ absorption spectrum. *J. Phys. Chem.* **1994**, *98*, 13144-13150.
- Yoshino, K.; Esmond, J. R.; Parkinson, W. H. High-resolution absorption cross section measurements of NO₂ in the UV and visible region. *Chem. Phys.* **1997**, *221*, 169-174.
- Yoshino, K.; Freeman, D. E.; Parkinson, W. H. High resolution absorption cross-section measurements of N₂O at 295-299 K in the wavelength region 170-222 nm. *Planet. Space Sci.* **1984**, *32*, 1219-1222.
- Yung, Y. L.; Miller, C. E. Isotopic fractionation of stratospheric nitrous oxide. *Science* **1997**, *278*, 1778-1780, doi:10.1126/science.278.5344.1778.
- Zelikoff, M.; Aschenbrand, L. M. Vacuum ultraviolet photochemistry, Part II. Nitrous oxide at 1849 Å. *J. Chem. Phys.* **1954**, *22*, 1685-1687.
- Zelikoff, M.; Watanabe, K.; Inn, E. C. Y. Absorption coefficients of gases in the vacuum ultraviolet. Part II. Nitrous oxide. *J. Chem. Phys.* **1953**, *21*, 1643-1647.
- Zhang, H.; Roehl, C. M.; Sander, S. P.; Wennberg, P. O. Intensity of the second and third OH overtones of H₂O₂, HNO₃, and HO₂NO₂. *J. Geophys. Res.* **2000**, *105*, 14593-14598.

Zhang, H.; Wennberg, P. O.; Wu, V. H.; Blake, G. A. Fractionation of $^{14}\text{N}^{15}\text{N}^{16}\text{O}$ and $^{15}\text{N}^{14}\text{N}^{16}\text{O}$ during photolysis at 213 nm. *Geophys. Res. Lett.* **2000**, *27*, 2481-2484.

SECTION 4D. ORGANIC PHOTOCHEMISTRY

D1. CH₄ (methane)

[Back to Index](#)



(1)

(New Entry)

Absorption Cross Sections. CH₄ (methane) has negligible UV absorption. Its VUV absorption spectrum has been extensively studied at and around Lyman- α , 121.567 nm, including studies by Watanabe et al.¹⁵ (120–144 nm), Ditchburn⁶ (27–151 nm), Sun and Weissler¹³ (37–131 nm), Laufer and McNesby⁹ (113–143 nm), Backx et al.² (13.8–144 nm), Mount et al.¹² (137–160 nm), Lee and Chiang¹¹, Lee et al.¹⁰ (120–153 nm), Au et al.¹ (5.6–165 nm), Brownsword et al.³ (121.6 nm), Vatsa and Volpp¹⁴ (121.567 nm), Kameta et al.⁷ (52–125 nm), and Chen and Wu⁵ (120–142 nm). The measured or interpolated values are in reasonable agreement at 121.567 nm, to within 20%. The recommended Lyman- α cross section at 298 K, adopted from Chapter 3⁴ in the SPARC⁸ (2013) lifetime report, is $1.85 \times 10^{-17} \text{ cm}^2 \text{ molecule}^{-1}$ with an uncertainty factor of 1.3 (2σ).

- (1) Au, J. W.; Cooper, G.; Burton, G. R.; Olney, T. N.; Brion, C. E. The valence shell photoabsorption of the linear alkanes, C_nH_{2n+2} (n=1-8): Absolute oscillator strengths (7-220 eV). *Chem. Phys.* **1993**, *173*, 209-239.
- (2) Backx, C.; Wight, G. R.; Tol, R. R.; van der Wiel, M. J. Electron-electron coincidence measurements of CH₄. *J. Phys. B: Atom. Mol. Phys.* **1975**, *8*, 3007-3019, doi:10.1088/0022-3700/8/18/020.
- (3) Brownsword, R. A.; Hillenkamp, M.; Laurent, T.; Vatsa, R. K.; Volpp, H.-R.; Wolfrum, J. Quantum yield for H atom formation in the methane dissociation after photoexcitation at the Lyman- α (121.6 nm) wavelength. *Chem. Phys. Lett.* **1997**, *266*, 259-266.
- (4) Burkholder, J. B.; Mellouki, W.; Fleming, E. L.; George, C.; Heard, D. E.; Jackman, C. H.; Kurylo, M. J.; Orkin, V. L.; Swartz, W. H.; Wallington, T. J. Chapter 3: Evaluation of Atmospheric Loss Processes. In *Lifetimes of Stratospheric Ozone-Depleting Substances, Their Replacements, and Related Species*; Ko, M. K. W., Newman, P. A., Reimann, S., Strahan, S. E., Eds., 2013, <http://www.sparc-climate.org/publications/sparc-reports/sparc-report-no6/>.
- (5) Chen, F. Z.; Wu, C. Y. R. Temperature-dependent photoabsorption cross sections in the VUV-UV region. I. Methane and ethane. *J. Quant. Spectrosc. Radiat. Transfer* **2004**, *85*, 195-209, doi:10.1016/S0022-4073(03)00225-5.
- (6) Ditchburn, R. W. Absorption cross-sections in the vacuum ultra-violet III. Methane. *Proc. Roy. Soc. London A* **1955**, *229*, 44-62.
- (7) Kameta, K.; Kouchi, N.; Ukai, M.; Hatano, Y. Photoabsorption, photoionization, and neutral-dissociation cross sections of simple hydrocarbons in the vacuum ultraviolet range. *J. Electron Spectrosc. Related Phenom.* **2002**, *123*, 225-238.
- (8) Ko, M. K. W.; Newman, P. A.; Reimann, S.; Strahan, S. E.; Plumb, R. A.; Stolarski, R. S.; Burkholder, J. B.; Mellouki, W.; Engel, A.; Atlas, E. L.; Chipperfield, M.; Liang, Q. Lifetimes of Stratospheric Ozone-Depleting Substances, Their Replacements, and Related Species, SPARC Report No. 6, WCRP-15/2013, 2013, <http://www.sparc-climate.org/publications/sparc-reports/sparc-report-no6/>.
- (9) Laufer, A. H.; McNesby, J. R. Deuterium isotope effect in vacuum-ultraviolet absorption coefficients of water and methane. *Can. J. Chem.* **1965**, *43*, 3487-3490.
- (10) Lee, A. Y. T.; Yung, Y. L.; Cheng, B. M.; Bahou, M.; Chung, C.-Y.; Lee, Y. P. Enhancement of deuterated ethane on Jupiter. *Astrophys. J.* **2001**, *551*, L93-L96, doi:10.1086/319827.
- (11) Lee, L. C.; Chiang, C. C. Fluorescence yield from photodissociation of CH₄ at 1060-1420 Å. *J. Chem. Phys.* **1983**, *78*, 688-691, doi:10.1063/1.444812.
- (12) Mount, G. H.; Warden, E. S.; Moos, H. W. Photoabsorption cross sections of methane from 1400 to 1850 Å. *Astrophys. J.* **1977**, *214*, L47-L49.
- (13) Sun, H.; Weissler, G. L. Absorption cross sections of methane and ammonia in the vacuum ultraviolet. *J. Chem. Phys.* **1955**, *23*, 1160-1164, doi:10.1063/1.1742205.
- (14) Vatsa, R. K.; Volpp, H.-R. Absorption cross-sections for some atmospherically important molecules at the H atom Lyman- α wavelength (121.567 nm). *Chem. Phys. Lett.* **2001**, *340*, 289-295.
- (15) Watanabe, K.; Zelikoff, M.; Inn, E. C. I. *Air Force Cambridge Research Center Technical Report* **1953**, 53-23.

D2. CH₂O (formaldehyde)

[Back to Index](#)



(Recommendation: 15-10, Note: 15-10, Evaluated: 15-10)

Absorption Cross Sections. The UV absorption spectrum of formaldehyde (CH₂O) displays a highly structured absorption band (the formally electric-dipole forbidden S₁ ← S₀ transition gives rise to the $\tilde{A}^1A_2 - X^1A_1$ band system, which becomes allowed through vibronic coupling) between 240 and 380 nm. The absorption spectrum of formaldehyde has been measured in many studies at temperatures between 222 and 353 K as summarized in Table 4D-1.

Table 4D-1. Summary of CH₂O Absorption Cross Section Studies

Study	Year	Temperature (K)	Wavelength range (nm)	Resolution (nm)	Medium
McMillan ⁵	1966	348	202–374	1	air
McQuigg and Calvert ²²	1969	300	220–370	1	air
Calvert et al. ⁴	1972	298	290–360	1	air
Bass et al. ¹	1980	223, 296	258–360	0.05	air
Moortgat et al. ²⁵	1980	285	215–370	0.5	air
Moortgat et al. ²⁶	1983	220–353	253–353	5	air
Cantrell et al. ⁶	1990	223, 233, 243, 253, 263, 273, 283, 293, 296	300–385.8	1.0 cm ⁻¹ (~0.011)	vacuum
Rogers ³¹	1990	296	235–365	0.01–0.04	vacuum
Meller and Moortgat ²³	2000	223, 298	224–373	~0.025	air
Chen and Zhu ⁸	2003	293	290–330	0.0014	
Bogumil et al. ²	2003	293	247–400	0.25	air
Pope et al. ²⁹	2005	263, 294	313–320	0.1 cm ⁻¹ (~0.001)	air/vacuum
Pope et al. ³⁰	2005	294	308–320	0.1 cm ⁻¹	air/vacuum
Co et al. ¹¹	2005	220, 298	351–356	0.0003	vacuum
Smith et al. ³²	2006	245, 294	300–340	0.0035	air/vacuum
Gratien et al. ¹⁷	2007	296	240–370	0.15	air
Gratien et al. ¹⁸	2007	294	300–360	0.18	air
Gorrotxategi Carbajo et al. ¹⁶	2008	245, 294	300–330	0.0035	air/vacuum
Tatum Ernst et al. ³⁵	2012	294 ± 2	304–330	0.09 cm ⁻¹ (~0.001)	air

Meller and Moortgat²³ have reviewed the cross section studies prior to 2000 including descriptions of the techniques, experimental details of CH₂O generation and the absorption measurements, and a comparison of the various results. The CH₂O absorption cross sections are a strong function of the measurement resolution and this needs to be considered when comparing results from the various studies. Low resolution spectra were obtained by McMillan⁵ and Moortgat et al.²⁵ whereas medium resolution measurements were reported by Bass et al.,¹ Rogers,³¹ and Bogumil et al.² The spectrum reported by Cantrell et al.⁶ was measured with a resolution of 0.011 nm over the 300–358 nm region in the temperature range 223–293 K using Fourier transform spectroscopy. Meller and Moortgat²³ reported a spectrum at ~0.025 nm resolution over the entire UV absorption band (224–373 nm) at 298 and 223 K using diode array spectroscopy. In general, the agreement between the medium and higher resolution data is good, although the cross section data of Bass et al.¹ and Rogers³¹ are systematically lower than those of Meller and Moortgat²³. The spectrum reported by

Bogumil et al.² that was obtained using the SCIAMACHY pre-flight satellite instrument agrees with the data of Meller and Moortgat.²³ The low resolution absorption cross sections reported by Chen and Zhu^{7,8} and Chen et al.⁹ in the 280–330 nm region deviate substantially, up to 50%, from those reported by Meller and Moortgat.²³

A high resolution CH₂O spectrum, near the Doppler broadening limit of 0.07 cm⁻¹, was measured by Pope et al.^{29,30} in the range 308–320 nm using tunable UV laser absorption spectroscopy at 263 and 294 K. In a later study from the same laboratory, Smith et al.³² extended the high resolution measurements (0.35 cm⁻¹) from 300 to 340 nm at 294 and 245 K. The high resolution CH₂O spectrum measured by Pope et al.^{29,30} is in excellent agreement with the spectral features reported by Cantrell et al.⁶ and Meller and Moortgat²³ after convolution with the lower resolution instrument functions. Rotationally resolved absorption cross sections in the narrow spectral region 351–356 nm were measured by Co et al.¹¹ using Fourier Transform spectroscopy with an apodized resolution of 0.027 cm⁻¹. They observed a strong pressure dependence of the rotational lines over the pressure range 75 to 400 Torr and determined a pressure broadening coefficient in dry air of 1.8 × 10⁻⁴ cm⁻¹ Torr⁻¹ for several isolated lines in the 2⁰₀4¹₀ band.

Gratien et al.^{17,18} measured UV (0.15 nm resolution) and IR absorption cross sections simultaneously and compared the Integrated Band Intensities (IBI) of the main vibronic bands with previously published UV and IR data. The IBIs measured by Gratien et al.¹⁸ in the region 300–360 nm compare well (within ~7%) with the IBI data derived from Meller and Moortgat²³ but are ~20% lower than the IBIs calculated from the Cantrell et al.⁶ and Rogers³¹ data. Gratien et al.¹⁸ attribute the difference to the IR band strength given in the HITRAN database, which is based on the data from Cantrell et al.⁶ In a second study, Gratien et al.¹⁷ compared the IBIs of 9 different band sections in the 300 to 360 nm region with more recent studies. In general, the IBI data of Gratien et al.¹⁷ are in excellent agreement (within 2%) with the high resolution results of Smith et al.³² It was also shown that the IBI data for 8 band sections measured by Smith et al.³² are 2 to 14% larger than the data of Meller and Moortgat.²³ The IBIs for the bands studied by Pope et al.^{29,30} (313.5–316.5 and 316.5–319.7 nm) are 4 and 13% larger, respectively, than the data of Meller and Moortgat.²³ On the other hand the IBI for the 351.7–355.5 nm band studied by Co et al.¹¹ is 12% larger than the values of Cantrell et al.⁶ and Rogers³¹ but in excellent agreement with those of Meller and Moortgat²³ and Gratien et al.¹⁷

The study by Tatum Ernst et al.³⁵ used tunable UV laser absorption to measure the CH₂O spectrum at high resolution (0.09 cm⁻¹) over the wavelength range 304–330 nm at 294 K. Significant differences exist in the resolved line peak heights and depth between lines obtained in this study and the high resolution studies of Pope et al.,^{29,30} and Smith et al.³² (the Tatum Ernst et al. dataset shows greater spectrum structure). This leads to discrepancies in the band strengths between this work and previous high resolution studies that is not presently understood. Tatum Ernst et al.³⁵ estimate the cross section uncertainty in their study to be ~10% (1σ).

In general, the consistency between the absorption cross section data of Smith et al.,³² Gratien et al.,¹⁷ and Pope et al.^{29,30} in the range 300 to 360 nm demonstrate that the previously recommended absorption cross sections reported by Meller and Moortgat²³ are too low by about 7–10%. The presently recommended cross sections in Table 4D-2 where taken from Meller and Moortgat²³ averaged over 1 nm intervals and scaled up by 8%. Table 4D-3 includes the scaled data averaged over intervals used in atmospheric modeling. Higher resolution cross section data can be obtained from the (studies cited in Table 4D-1. The estimated cross section uncertainty is expected to be a function of wavelength and measurement resolution. The recommended uncertainty factor for the band strengths is estimated to be 1.1 (2σ).

The temperature dependence of the CH₂O absorption cross sections has been studied by Bass et al.,¹ Moortgat et al.,²⁵ Cantrell et al.,⁶ Meller and Moortgat,²³ Pope et al.,^{29,30} Co et al.,¹¹ and Smith et al.³² (see Table 4D-1). Temperature effects are the strongest at the maximum of the absorption bands where the lower temperatures result in larger absorptions. This effect is reversed in the wings of the absorption bands where higher temperatures result in a higher absorption. A linear parameterization of the absorption cross section temperature dependence between 223 and 323 K was derived by Meller and Moortgat²³

$$\sigma(\lambda, T) = \sigma(\lambda, 298 \text{ K}) + \Gamma(\lambda) \times (T - 298)$$

Values of $\Gamma(\lambda)$ from Meller and Moortgat²³ where scaled up by 8% and the values averaged over 1 nm intervals and intervals used in atmospheric modeling are listed in Table 4D-2 and Table 4D-3, respectively.

VUV absorption cross sections for the wavelength region 60–185 nm have been obtained by Gentieu and Mentall,¹⁴ Mentall et al.,²⁴ and Glicker and Stief¹⁵ using optical methods and by Cooper et al.¹² for the region 6–261 nm using (e,e) dipole spectroscopy.

Photolysis Quantum Yields and Product Studies: The quantum yield studies by McQuigg et al.²² and Calvert et al.⁴ established that over the wavelength range 290–360 nm the radical yield increases with decreasing wavelength. More precise wavelength dependent quantum yield studies using monochromatic light sources were performed by Lewis et al.,²⁰ Marling,²¹ Horowitz and Calvert,¹⁹ Clark et al.,¹⁰ Moortgat et al.,²⁷ and Tang et al.³⁴ Moortgat and Warneck²⁸ and Moortgat et al.^{25,26} measured the yields of CO and H₂ in air (giving $\Phi_1(\text{H} + \text{HCO}) + \Phi_2(\text{H}_2 + \text{CO})$ and $\Phi_2(\text{H}_2 + \text{CO})$) as a function of wavelength (253–353 nm) and pressure (380–800 Torr) at 300 K and 220 K. These studies showed that the yield of CO was essentially unity between 290 and 330 nm at all pressures with no systematic temperature dependence. For $\lambda > 330$ nm, both temperature and pressure have a significant effect on $\Phi_2(\text{H}_2 + \text{CO})$ but a negligible effect on $\Phi_1(\text{H} + \text{HCO})$. At $\lambda < 290$ nm the total CO yield was found to decrease to a value of 0.76 at 240 nm.

Smith et al.³³ measured relative quantum yields at 50 mbar for the production of the radical products H and HCO using NO-chemical amplification and subsequent detection of NO₂ with chemical ionization mass spectrometry. These authors measured the quantum yields in the range 269 to 339 nm with sufficient resolution (± 0.62 nm) to observe structure in the wavelength dependence, that was previously unreported, that is believed to provide evidence for a competition among the various dissociation pathways. The measured $\Phi_1(\text{H} + \text{HCO})$ yields were normalized to a value of 0.753 at 303.75 nm based on the JPL 97-4 recommendation¹³ and agree with the previous determinations reported by Horowitz and Calvert¹⁹ and Moortgat et al.²⁶ However at $\lambda > 320$ nm the $\Phi_1(\text{H} + \text{HCO})$ yields reported by Smith et al.³³ are larger than the values recommended by DeMore et al.¹³ resulting in a larger (~8%) overall rate of radical production.

Pope et al.^{29,30} and Gorrotxategi Carbajo et al.¹⁶ used cavity ring-down spectroscopy to measure HCO radical absorption coefficients and CH₂O absorption cross sections from which absolute HCO quantum yields were calculated. The absolute HCO radical signal was calibrated against the HCO radical produced from the $\text{Cl} + \text{HCHO} \rightarrow \text{HCO} + \text{Cl}_2$ reaction following the photolysis of Cl₂/CH₂O/N₂ mixtures. In the 303–309 nm range $\Phi_{\text{HCO}} \sim 0.6 \pm 0.1$ was obtained which is 25% lower than the JPL 06-2 recommendation and the data reported by Smith et al.³³ In the wavelength range 314–330 nm the Φ_{HCO} values (0.06 to 0.11) agree to within the quoted uncertainties with the JPL 06-2 recommendation.

The experimental technique used by Gorrotxategi Carbajo et al.¹⁶ measured the product of the high resolution absolute absorption cross section (identical as measured by Smith et al.³²) and the absolute HCO quantum yield, $\Phi_{\text{HCO}}(\lambda)\sigma_{\text{CH}_2\text{O}}(\lambda)$, in the interval 302.6–331.0 nm with a wavelength resolution of 0.005 nm. It is important to note that a separate calculation of the product $\Phi_{\text{HCO}}\sigma_{\text{CH}_2\text{O}}$ using single data of Φ_{HCO} and $\sigma_{\text{CH}_2\text{O}}$ at a given wavelength result in much lower $\Phi_{\text{HCO}}\sigma_{\text{CH}_2\text{O}}$ values (up to a factor 2) than obtained by the direct combined technique.

Tatum Ernst et al.³⁶ used pulsed laser photolysis combined with pulsed laser induced fluorescence detection of OH radicals (conversion of H + HCO to OH by reaction with NO₂) to determine a high resolution action spectrum, i.e., the product of the CH₂O cross section and H + HCO quantum yield, over the wavelength range 304 to 329 nm. $\Phi_1(\text{H} + \text{HCO})$ yields were determined using the CH₂O cross section data reported in Tatum Ernst et al.³⁶ and an absolute value of 0.69 at 31750 cm⁻¹. The quantum yields for the individual absorption bands in this region are in reasonable agreement with previous determinations and earlier JPL recommendations, although differences between individual absorption bands that were not noted in previous studies were reported.

Troe³⁷ used theoretical calculations to evaluate the quantum yields for the molecular and radical photolysis processes at $\lambda > 310$ nm. An analytical representation was provided that enables extrapolation into temperature and pressure ranges that are not easily accessible experimentally.

The recommended quantum yields at standard pressure (1 atmosphere) and 300 K are listed in Table 4D-4 are based on a polynomial fit over the wavelength range 250–338 nm of the data for $\Phi_1(\text{H} + \text{HCO})$ from Lewis et al.,²⁰ Marling,²¹ Horowitz and Calvert,¹⁹ Clark et al.,¹⁰ Tang et al.,³⁴ Moortgat et al.,²⁶ Smith et al.,³³ Pope et al.,^{29,30} Gorrotxategi Carbajo et al.,¹⁶ and Tatum Ernst et al.³⁶

$$\Phi_1(\text{H} + \text{HCO}) = a_0 + a_1\lambda + a_2\lambda^2 + a_3\lambda^3 + a_4\lambda^4$$

where

$$a_0 = 557.95835182$$

$$a_1 = -7.31994058026$$

$$a_2 = 0.03553521598$$

$$a_3 = -7.54849718 \times 10^{-5}$$

$$a_4 = 5.91001021 \times 10^{-8}$$

$\Phi_2(\text{H}_2 + \text{CO})$ was optimized using the quantum data for CO from Moortgat et al.²⁶ and the relation $\Phi_2(\text{H}_2 + \text{CO}) = \Phi_{\text{tot}} - \Phi_1(\text{H} + \text{HCO})$. The pressure and temperature dependence of $\Phi_2(\text{H}_2 + \text{CO})$ for wavelengths >330 nm is based on the algorithm cited in Calvert et al.³ The pressure dependence of $\Phi_2(\text{H}_2 + \text{CO})$ is represented in Stern-Volmer form

$$\Phi_2(\text{H}_2 + \text{CO}) = \left[\frac{1}{\frac{1}{(1 - \Phi_1(\lambda))} + \alpha(\lambda, T) \times P} \right]$$

where pressure, P, is in atmospheres and $\alpha(\lambda, T)$ is the quenching coefficient whose values at 300 K are calculated from Φ_1 and Φ_2

$$\alpha(\lambda, 300 \text{ K}) = \frac{1}{\Phi_2(\lambda, 300 \text{ K})} - \frac{1}{(1 - \Phi_1(\lambda))}$$

At temperatures between 220 and 300 K the quenching coefficient $\alpha(\lambda, T)$ can be calculated using

$$\alpha(\lambda, T) = \alpha(\lambda, 300 \text{ K}) \times \left[1 + 0.05 \times (\lambda - 329) \times \left(\frac{300 - T}{80} \right) \right]$$

The formulae given above for the pressure and temperature dependence of the quantum yields are recommended.

Table 4D-2. Recommended Absorption Cross Sections of CH₂O at 298 K and Temperature Coefficients Averaged over 1 nm Intervals

λ (nm)	$10^{20} \sigma$ (cm ²)	$10^{24} \Gamma(\lambda)$ (cm ² K ⁻¹)	λ (nm)	$10^{20} \sigma$ (cm ²)	$10^{24} \cdot \Gamma(\lambda)$ (cm ² K ⁻¹)	λ (nm)	$10^{20} \sigma$ (cm ²)	$10^{24} \cdot \Gamma(\lambda)$ (cm ² K ⁻¹)
226	0.0193	–	276	2.800	-2.203	326	7.42	-6.091
227	0.0182	–	277	1.70	2.088	327	4.72	5.875
228	0.0191	–	278	1.11	1.541	328	1.32	5.472
229	0.0205	–	279	2.65	-2.751	329	3.37	-3.615
230	0.0221	–	280	2.53	-0.7344	330	4.17	-2.347
231	0.0356	–	281	1.68	0.6048	331	1.52	4.220
232	0.0362	–	282	1.05	0.8737	332	0.374	1.935
233	0.0283	–	283	0.778	0.0054	333	0.231	0.4633
234	0.0351	–	284	4.61	-9.418	334	0.172	-0.2462
235	0.0392	–	285	4.37	-1.944	335	0.104	-0.0054
236	0.0582	–	286	2.26	1.714	336	0.136	0.3510
237	0.0833	–	287	1.24	0.8208	337	0.414	0.3553
238	0.0614	–	288	3.42	-5.084	338	2.07	1.728
239	0.0737	–	289	3.48	-1.310	339	5.94	-7.114
240	0.0845	–	290	1.26	1.844	340	3.40	5.962
241	0.0837	–	291	1.99	-1.253	341	1.06	6.332
242	0.133	–	292	0.860	1.247	342	0.544	1.313
243	0.172	–	293	3.36	-5.300	343	2.07	-3.226
244	0.118	–	294	7.72	-11.03	344	1.37	0.2020
245	0.142	–	295	4.38	4.133	345	0.471	2.986
246	0.176	–	296	2.68	2.290	346	0.128	0.5843
247	0.163	–	297	1.47	1.498	347	0.0476	-0.3035
248	0.253	–	298	4.56	-5.328	348	0.0818	-0.7171
249	0.343	–	299	3.42	1.598	349	0.0408	-0.6048
250	0.278	0.219	300	1.04	4.608	350	0.0389	-0.7862
251	0.220	0.191	301	1.76	-2.779	351	0.0966	-0.1307
252	0.364	-0.0778	302	0.920	-2.511	352	0.790	0.3974
253	0.312	0.109	303	3.26	-3.888	353	2.46	-5.746
254	0.369	0.148	304	7.81	-5.213	354	1.78	0.6480
255	0.486	0.294	305	5.12	4.507	355	0.752	2.652
256	0.679	0.182	306	4.63	0.3456	356	0.160	-0.4190
257	0.478	0.950	307	1.92	3.442	357	0.0372	–

λ (nm)	$10^{20} \sigma$ (cm ²)	$10^{24} \Gamma(\lambda)$ (cm ² K ⁻¹)	λ (nm)	$10^{20} \sigma$ (cm ²)	$10^{24} \Gamma(\lambda)$ (cm ² K ⁻¹)	λ (nm)	$10^{20} \sigma$ (cm ²)	$10^{24} \Gamma(\lambda)$ (cm ² K ⁻¹)
258	0.332	0.736	308	1.49	0.3596	358	0.0201	–
259	0.667	0.0907	309	3.52	-4.176	359	0.0120	–
260	0.652	0.483	310	1.88	2.549	360	0.009396	–
261	0.713	0.100	311	0.498	0.081	361	0.0108	–
262	0.650	0.686	312	1.28	-1.325	362	0.0228	–
263	1.17	-0.878	313	0.974	-1.554	363	0.0152	–
264	1.02	0.626	314	6.10	0.7776	364	0.0102	–
265	0.572	1.084	315	6.00	2.794	365	0.009504	–
266	0.581	0.466	316	2.74	5.141	366	0.00918	–
267	1.47	-0.950	317	6.25	-2.664	367	0.009828	–
268	1.34	-0.130	318	3.40	3.572	368	0.0154	–
269	1.07	1.205	319	1.05	2.735	369	0.0321	–
270	1.04	0.808	320	1.28	0.2592	370	0.0687	–
271	2.10	-1.412	321	1.73	-2.362	371	0.0618	–
272	1.54	1.080	322	0.779	0.1609	372	0.0213	–
273	0.875	1.326	323	0.353	0.4201	373	0.0122	–
274	0.710	0.941	324	0.930	-0.4925	374	0.009828	–
275	2.32	-2.952	325	1.66	2.390	375	0.009396	–

Note:

Meller and Moortgat²³ (scaled, see text)

$\sigma(\lambda, T) = \sigma(\lambda, 298 \text{ K}) + \Gamma(\lambda)(T - 298)$ for the temperature range 223–323 K

Table 4D-3. Recommended Absorption Cross Sections of CH₂O at 298 K and 223 K and Temperature Dependence Coefficients Averaged over Intervals Used in Atmospheric Models

λ (nm)	λ range (nm)	$10^{20} \sigma(298 \text{ K})$ (cm ²)	$10^{20} \sigma(223 \text{ K})$ (cm ²)	$10^{24} \Gamma(\lambda)$ (cm ² K ⁻¹)
226.0	224.7 – 227.3	0.0179	–	–
228.6	227.3 – 229.9	0.0195	–	–
231.2	229.9 – 232.6	0.0327	–	–
233.9	232.6 – 235.3	0.0338	–	–
236.7	235.3 – 238.1	0.0675	–	–
239.5	238.2 – 241.0	0.076	–	–
242.4	241.0 – 243.9	0.136	–	–
245.4	243.9 – 246.9	0.150	–	–
248.5	246.9 – 250.0	0.274	–	–
251.6	250.0 – 253.2	0.292	0.286	0.7776
254.8	253.2 – 256.4	0.485	0.470	1.912
258.1	256.4 – 259.7	0.516	0.473	5.778
261.4	259.7 – 263.2	0.754	0.742	1.566
264.9	263.2 – 266.7	0.795	0.754	5.400
268.5	266.7 – 270.3	1.22	1.20	3.024
272.1	270.3 – 274.0	1.40	1.37	4.180
275.9	274.0 – 277.8	1.99	2.04	-6.188
279.7	277.8 – 281.7	2.01	2.04	-3.888
283.7	281.7 – 285.7	2.75	2.94	-24.08
287.7	285.7 – 289.9	2.52	2.57	-8.068
292.0	289.9 – 294.1	2.87	3.16	-37.69
296.3	294.1 – 298.5	3.54	3.49	6.188
300.8	298.5 – 303.0	1.73	1.71	3.024
305.4	303.0 – 307.7	4.77	4.78	-1.868
310.1	307.7 – 312.5	1.76	1.80	-5.908
315	312.5 – 317.5	4.42	4.35	9.072
320	317.5 – 322.5	1.65	1.59	8.780

325	322.5 – 327.5	3.01	2.98	4.180
330	327.5 – 332.5	2.15	2.06	11.34
335	332.5 – 337.5	0.212	0.198	1.847
340	337.5 – 342.5	2.58	2.46	16.42
345	342.5 – 347.5	0.819	0.815	0.5184
350	347.5 – 352.5	0.210	0.238	-3.672
355	352.5 – 357.5	1.04	–	–
360	357.5 – 362.5	0.015	–	–
365	362.5 – 367.5	0.0108	–	–
370	367.5 – 372.5	0.0399	–	–

Note:

Absorption cross sections and temperature coefficients: Meller and Moortgat²³ (scaled, see text)

$\sigma(\lambda, T) = \sigma(\lambda, 298 \text{ K}) + \Gamma(\lambda)(T - 298)$ for the temperature range 223–323 K

Table 4D-4. Recommended CH₂O Photolysis Quantum Yields at 300 K and 1 Atmosphere

λ (nm)	Φ (H + HCO)	Φ (H ₂ + CO)	λ (nm)	Φ (H + HCO)	Φ (H ₂ + CO)	λ (nm)	Φ (H + HCO)	Φ (H ₂ + CO)
250	0.310	0.490	288	0.669	0.291	326	0.463	0.537
251	0.308	0.492	289	0.680	0.284	327	0.435	0.565
252	0.307	0.493	290	0.690	0.278	328	0.406	0.594
253	0.306	0.494	291	0.700	0.272	329	0.375	0.625
254	0.305	0.495	292	0.710	0.266	330	0.343	0.657
255	0.304	0.496	293	0.718	0.262	331	0.310	0.690
256	0.304	0.496	294	0.726	0.259	332	0.276	0.714
257	0.303	0.497	295	0.734	0.256	333	0.240	0.730
258	0.303	0.497	296	0.740	0.254	334	0.203	0.737
259	0.304	0.496	297	0.746	0.252	335	0.165	0.735
260	0.307	0.493	298	0.751	0.249	336	0.126	0.724
261	0.312	0.490	299	0.755	0.245	337	0.085	0.705
262	0.318	0.487	300	0.758	0.242	338	0.043	0.687
263	0.325	0.485	301	0.761	0.239	339	0.0	0.665
264	0.333	0.482	302	0.762	0.238	340	–	0.645
265	0.343	0.477	303	0.762	0.238	341	–	0.620
266	0.354	0.471	304	0.762	0.238	342	–	0.590
267	0.365	0.465	305	0.760	0.240	343	–	0.560
268	0.377	0.458	306	0.758	0.242	344	–	0.530
269	0.390	0.450	307	0.754	0.246	345	–	0.505
270	0.404	0.441	308	0.749	0.251	346	–	0.480
271	0.418	0.432	309	0.744	0.256	347	–	0.450
272	0.433	0.422	310	0.737	0.263	348	–	0.425
273	0.448	0.412	311	0.729	0.271	349	–	0.400
274	0.464	0.401	312	0.720	0.280	350	–	0.375
275	0.479	0.391	313	0.709	0.291	351	–	0.350
276	0.495	0.380	314	0.698	0.302	352	–	0.320
277	0.512	0.371	315	0.685	0.315	353	–	0.285
278	0.528	0.362	316	0.671	0.329	354	–	0.250
279	0.544	0.356	317	0.656	0.344	355	–	0.220
280	0.560	0.347	318	0.639	0.361	356	–	0.190
281	0.576	0.337	319	0.622	0.378	357	–	0.160
282	0.591	0.329	320	0.603	0.397	358	–	0.130
283	0.606	0.321	321	0.583	0.417	359	–	0.09
284	0.620	0.313	322	0.561	0.439	360	–	0.04
285	0.633	0.307	323	0.539	0.461	361	–	0.0
286	0.645	0.302	324	0.515	0.485	–	–	–
287	0.657	0.296	325	0.489	0.511	–	–	–

Note:

The recommended quantum yields are based on a fit of the data for $\Phi(\text{H} + \text{HCO})$ from Lewis et al.,²⁰ Marling,²¹ Horowitz and Calvert,¹⁹ Clark et al.,¹⁰ Tang et al.,³⁴ Moortgat et al.,²⁶ Smith et al.,³³ Pope et al.,^{29,30} and Gorrotxategi Carbajo et al.¹⁶ and for $\Phi(\text{H}_2 + \text{CO})$ from Moortgat et al.,²⁶ see text for details.

- (1) Bass, A. M.; Glasgow, L. C.; Miller, C.; Jesson, J. P.; Filken, S. L. Temperature-dependent absorption cross-sections for formaldehyde (CH_2O) - The effect of formaldehyde on stratospheric chlorine chemistry. *Planet. Space Sci.* **1980**, *28*, 675-679.
- (2) Bogumil, K.; Orphal, J.; Homann, T.; Voigt, S.; Spietz, P.; Fleischmann, O. C.; Vogel, A.; Hartmann, M.; Kromminga, H.; Bovensmann, H.; Frerick, J.; Burrows, J. P. Measurements of molecular absorption spectra with the SCIAMACHY pre-flight model: instrument characterization and reference data for atmospheric remote-sensing in the 230-2380 nm region. *J. Photochem. Photobiol. A: Chem.* **2003**, *157*, 167-184, doi:10.1016/S1010-6030(03)00062-5.
- (3) Calvert, J. G.; Atkinson, R.; Kerr, J. A.; Madronich, S.; Moortgat, G. K.; Wallington, T. J.; Yarwood, G. *The Mechanisms of Atmospheric Oxidation of the Alkenes*; Oxford University Press: New York - Oxford, 2000.
- (4) Calvert, J. G.; Kerr, J. A.; Demerjian, K. L.; McQuigg, R. D. Photolysis of formaldehyde as a hydrogen atom source in the lower stratosphere. *Science* **1972**, *175*, 751-752.
- (5) Calvert, J. G.; Pitts Jr., J. N. In *Photochemistry*; John Wiley & Sons, Inc.: New York, 1966; pp 368.
- (6) Cantrell, C. A.; Davidson, J. A.; McDaniel, A. H.; Shetter, R. E.; Calvert, J. G. Temperature-dependent formaldehyde cross sections in the near-ultraviolet spectral region. *J. Phys. Chem.* **1990**, *94*, 3902-3908.
- (7) Chen, Y.; Zhu, L. The wavelength dependence of the photodissociation of propionaldehyde in the 280-330 nm region. *J. Phys. Chem. A* **2001**, *105*, 9689-9696, doi:10.1021/jp011445s.
- (8) Chen, Y.; Zhu, L. Wavelength-dependent photolysis of glyoxal in the 290-420 nm region. *J. Phys. Chem. A* **2003**, *107*, 4643-4651, doi:10.1021/jp022440d.
- (9) Chen, Y.; Zhu, L.; Francisco, J. S. Wavelength-dependent photolysis of *n*-butyraldehyde and *i*-butyraldehyde in the 280-330-nm region. *J. Phys. Chem. A* **2002**, *106*, 7755-7763, doi:10.1021/jp014544e.
- (10) Clark, J. H.; Moore, C. B.; Nogar, N. S. The photochemistry of formaldehyde: Absolute quantum yields, radical reactions, and NO reactions. *J. Chem. Phys.* **1978**, *68*, 1264-1271.
- (11) Co, D.; Hanisco, T. F.; Anderson, J. G.; Keutsch, F. N. Rotationally resolved absorption cross sections of formaldehyde in the 28100-28500 cm^{-1} (351-356 nm) spectral region: Implications for in situ LIF measurements. *J. Phys. Chem. A* **2005**, *109*, 10675-10682, doi:10.1021/jp053466i.
- (12) Cooper, G.; Anderson, J. E.; Brion, C. E. Absolute photoabsorption and photoionization of formaldehyde in the VUV and soft X-ray regions (3-200 eV). *Chem. Phys.* **1996**, *209*, 61-77.
- (13) DeMore, W. B.; Sander, S. P.; Golden, D. M.; Hampson, R. F.; Kurylo, M. J.; Howard, C. J.; Ravishankara, A. R.; Kolb, C. E.; Molina, M. J. *Chemical Kinetics and Photochemical Data for Use in Stratospheric Modeling*, Evaluation Number 12, Jet Propulsion Laboratory, California Institute of Technology Pasadena, CA, JPL Publication 97-4, 1997,
- (14) Gentieu, E. P.; Mentall, J. E. Formaldehyde absorption coefficients in the vacuum ultraviolet (650 to 1850 Å). *Science* **1970**, *169*, 681-683.
- (15) Glicker, S.; Stief, L. J. Photolysis of formaldehyde at 1470 and 1236 Å. *J. Chem. Phys.* **1971**, *54*, 2852-2857.
- (16) Gorrotxategi Carbajo, P.; Smith, S. C.; Holloway, A.-L.; Smith, C. A.; Pope, F. D.; Shallcross, D. E.; Orr-Ewing, A. J. Ultraviolet photolysis of HCHO: Absolute HCO quantum yields by direct detection of the radical photoproduct. *J. Phys. Chem. A* **2008**, *112*, 12437-12448, doi:10.1021/jp8070508.
- (17) Gratien, A.; Nilsson, E.; Doussin, J.-F.; Johnson, M. S.; Nielsen, C. J.; Stenström, Y.; Picquet-Varrault, B. UV and IR absorption cross sections of HCHO, HCDO, and DCDO. *J. Phys. Chem. A* **2007**, *111*, 11506-11513, doi:10.1021/jp074288r.
- (18) Gratien, A.; Picquet-Varrault, B.; Orphal, J.; Perraudin, E.; Doussin, J.-F. Laboratory intercomparison of the formaldehyde absorption cross sections in the infrared (1660-1820 cm^{-1}) and ultraviolet (300-360 nm) spectral regions. *J. Geophys. Res.* **2007**, *112*, D053005, doi:10.1029/2006JD007201.
- (19) Horowitz, A.; Calvert, J. G. Wavelength dependence of the quantum efficiencies of the primary processes in formaldehyde photolysis at 25°C. *Int. J. Chem. Kinet.* **1978**, *10*, 805-819.
- (20) Lewis, R. S.; Tang, K. Y.; Lee, E. K. C. Photoexcited chemiluminescence spectroscopy: Detection of hydrogen atoms produced from single vibronic level photolysis of formaldehyde. *J. Chem. Phys.* **1976**, *65*, 2910-2911.
- (21) Marling, L. Isotope separation of oxygen-17, oxygen-18, carbon-13, and deuterium by ion laser induced formaldehyde photopredissociation. *J. Chem. Phys.* **1977**, *66*, 4200-4225.

- (22) McQuigg, R. D.; Calvert, J. G. The photodecomposition of CH₂O, CD₂O, CHDO, and CH₂O-CD₂O mixtures at xenon flash lamp intensities. *J. Am. Chem. Soc.* **1969**, *91*, 1590-1599, doi:10.1021/ja01035a002.
- (23) Meller, R.; Moortgat, G. K. Temperature dependence of the absorption cross sections of formaldehyde between 223 and 323 K in the wavelength range 225-375 nm. *J. Geophys. Res.* **2000**, *105*, 7089-7101.
- (24) Mentall, J. E.; Gentieu, E. P.; Krauss, M.; Neumann, D. Photoionization and absorption spectrum of formaldehyde in the vacuum ultraviolet. *J. Chem. Phys.* **1971**, *55*, 5471-5479.
- (25) Moortgat, G. K.; Klippel, W.; Möbus, K. H.; Seiler, W.; Warneck, P. Federal Aviation Administration, Washington, DC FAA-EE-80-47, 1980.
- (26) Moortgat, G. K.; Seiler, W.; Warneck, P. Photodissociation of HCHO in air: CO and H₂ quantum yields at 220 and 300 K. *J. Chem. Phys.* **1983**, *78*, 1185-1190.
- (27) Moortgat, G. K.; Slemr, F.; Seiler, W.; Warneck, P. Photolysis of formaldehyde: Relative quantum yields of H₂ and CO in the wavelength range 270 - 360 nm. *Chem. Phys. Lett.* **1978**, *54*, 444-447.
- (28) Moortgat, G. K.; Warneck, P. CO and H₂ quantum yields in the photodecomposition of formaldehyde in air. *J. Chem. Phys.* **1979**, *70*, 3639-3651.
- (29) Pope, F. D.; Smith, C. A.; Ashfold, N. M. R.; Orr-Ewing, A. J. High-resolution absorption cross sections of formaldehyde at wavelengths from 313 to 320 nm. *Phys. Chem. Chem. Phys.* **2005**, *7*, 79-84, doi:10.1039/b414183k.
- (30) Pope, F. D.; Smith, C. A.; Davis, P. R.; Shallcross, D. E.; Ashfold, M. N. R.; Orr-Ewing, A. J. Photochemistry of formaldehyde under tropospheric conditions. *J. Chem. Soc., Faraday Disc* **2005**, *130*, 59-73, doi:10.1039/b419227c.
- (31) Rogers, J. D. Ultraviolet absorption cross sections and atmospheric photodissociation rate constants of formaldehyde. *J. Phys. Chem.* **1990**, *94*, 4011-4015, doi:10.1021/j100373a025.
- (32) Smith, C. A.; Pope, F. D.; Cronin, B.; Parkes, C. B.; Orr-Ewing, A. J. Absorption cross sections of formaldehyde at wavelengths from 300 to 340 nm and at 294 and 245 K. *J. Phys. Chem. A* **2006**, *110*, 11645-11653, doi:10.1021/jp063713y.
- (33) Smith, G. D.; Molina, L. T.; Molina, M. J. Measurement of radical quantum yields from formaldehyde photolysis between 269 and 339 nm. *J. Phys. Chem. A* **2002**, *106*, 1233-1240, doi:10.1021/jp013180n.
- (34) Tang, K. Y.; Fairchild, P. W.; Lee, E. K. C. Laser-induced photodecomposition of formaldehyde (A¹A₂) from its single vibronic levels. Determination of the quantum yield of H atom by HNO* (A¹A") chemiluminescence. *J. Phys. Chem.* **1979**, *83*, 569-573, doi:10.1021/j100468a003.
- (35) Tatum Ernest, C.; Bauer, D.; Hynes, A. J. High-resolution absorption cross sections of formaldehyde in the 30285–32890 cm⁻¹ (304–330 nm) spectral region. *J. Phys. Chem. A* **2012**, *116*, 5910-5922, doi:10.1021/jp210008g.
- (36) Tatum Ernest, C.; Bauer, D.; Hynes, A. J. Radical quantum yields from formaldehyde photolysis in the 30 400–32 890 cm⁻¹ (304–329 nm) spectral region: Detection of radical photoproducts using pulsed laser photolysis–pulsed laser induced fluorescence. *J. Phys. Chem. A* **2012**, *116*, 6983-6995, doi:10.1021/jp2117399.
- (37) Troe, J. Analysis of quantum yields for the photolysis of formaldehyde at λ > 310 nm. *J. Phys. Chem. A* **2007**, *111*, 3868-3874, doi:10.1021/jp066886w.

D3. CH₃CHO (acetaldehyde)

[Back to Index](#)



(Recommendation: 06-2, Note: 10-6, Evaluated: 10-6)

Absorption Cross Sections: The UV absorption spectrum of acetaldehyde, CH₃CHO, has been measured at room temperature by McMillan⁴ (200–345 nm), Meyrahn et al.¹⁴ (221–345 nm), Schneider and Moortgat¹⁵ (197–362 nm), Libuda et al.^{8,9} (235–360 nm), Martinez et al.¹² (202–365 nm), Limão-Vieira et al.¹⁰ (240–350 nm), and Weaver et al.¹⁶ (290–355 nm). The spectrum at wavelengths >200 nm consists of an absorption band with a peak at 290 nm and diffuse vibrational structure (~12 maxima or shoulders) at wavelengths >260 nm. The agreement between the various cross section studies is very good, mostly 5% or better, except for the results from Meyrahn et al.,¹⁴ which are lower by ~10% in the structured region around the absorption maximum. The recommended cross sections in Table 4D-5 are based on the data of Libuda et al.^{8,9} (1 nm averages of 0.6 nm resolution data) and Martinez et al.¹² (4 nm averages of 0.5 nm resolution data at 202–278 nm and 1 nm averages at 280–360 nm), for which the agreement is within 5% between 255 and 325 nm.

Spectrum measurements in the VUV have been reported by Lake and Harrison⁷ (150–180 nm), Lucazeau and Sandorfy¹¹ (118–189 nm), Brint et al.² (120–180 nm), and Limão-Vieira et al.¹⁰ (113–200 nm).

Photolysis Quantum Yield and Product Studies: The photodissociation quantum yield of CH₃CHO and the product quantum yields are wavelength and pressure dependent. Quantum yield measurements have been reported by Calvert and Pitts⁴ and Weaver et al.¹⁶ at isolated wavelengths between 290 and 332 nm. Quantum yields of CO, CH₄ and CO₂ were determined in the photolysis of trace concentrations of CH₃CHO in air and N₂ in the spectral range 250–330 nm at 1 atmospheric pressure by Meyrahn et al.,¹⁴ which allowed the determination of ($\Phi_1 + \Phi_2$), Φ_2 , and Φ_3 . The product quantum yield pressure dependence was also investigated by Meyrahn¹³ at 270, 303.4 and 313 nm. Horowitz et al.⁶ and Horowitz and Calvert⁵ measured the quantum yields of CO, CH₄ and H₂ formation at 290, 300, 313, 320 and 332 nm in the presence of various pressures of O₂ and CO₂ from which Φ_1 and Φ_2 were derived. There is evidence from the studies of Meyrahn et al.^{13,14} and Horowitz et al.⁶ that some CO₂ is formed from secondary reactions of the CH₃CO radical that is produced in channel (3). The quantum yield for channel 3 was estimated to be 0.025 at 300 nm and to decrease to zero at 320 nm. Both Meyrahn et al.^{13,14} and Horowitz et al.^{5,6} observed a pressure dependence of the product yields, from which Stern-Volmer quenching coefficients were derived. These data were summarized by Calvert et al.³

The quantum yield recommendation given in Table 4D-6 for room temperature and atmospheric pressure are based on the evaluation by Atkinson and Lloyd¹ and the measurements by Horowitz and Calvert,⁵ Meyrahn et al.,¹⁴ and Meyrahn.¹³

Table 4D-5. Recommended Absorption Cross Sections of CH₃CHO at 298 K

λ (nm)	$10^{20} \sigma$ (cm ²)	λ (nm)	$10^{20} \sigma$ (cm ²)	λ (nm)	$10^{20} \sigma$ (cm ²)	λ (nm)	$10^{20} \sigma$ (cm ²)
202	0.056	286	4.41	312	2.52	338	0.212
206	0.053	287	4.56	313	2.47	339	0.206
210	0.049	288	4.69	314	2.38	340	0.135
214	0.048	289	4.74	315	2.20	341	0.0664
218	0.052	290	4.86	316	2.07	342	0.0416
222	0.065	291	4.75	317	2.08	343	0.0305
226	0.096	292	4.66	318	1.98	344	0.0267
230	0.151	293	4.51	319	1.84	345	0.0210
234	0.241	294	4.31	320	1.70	346	0.0199
238	0.375	295	4.26	321	1.48	347	0.0149
242	0.639	296	4.24	322	1.38	348	0.0159
246	0.887	297	4.37	323	1.23	349	0.0664
250	1.18	298	4.41	324	1.06	350	0.00774
254	1.57	299	4.26	325	1.15	351	0.00695
258	2.03	300	4.15	326	1.09	352	0.00497
262	2.45	301	3.97	327	0.808	353	0.00552
266	3.06	302	3.87	328	0.715	354	0.00436
270	3.38	303	3.70	329	0.741	355	0.00500
274	4.03	304	3.46	330	0.699	356	0.00518
278	4.15	305	3.43	331	0.560	357	0.00345
280	4.48	306	3.41	332	0.496	358	0.00428
281	4.65	307	3.36	333	0.420	359	0.00207
282	4.66	308	3.31	334	0.333	360	0.00275
283	4.70	309	3.11	335	0.350		
284	4.58	310	2.92	336	0.227		
285	4.46	311	2.73	337	0.219		

Note:

202–238 nm: Martinez et al.¹²

240–360 nm: mean of data from Martinez et al.¹² and Libuda et al.^{8,9}

Table 4D-6. Recommended CH₃CHO Photolysis Quantum Yields at 1 bar Total Pressure

λ (nm)	Φ_1 (CH ₃ + HCO)	Φ_2 CH ₄ + CO	λ (nm)	Φ_1 (CH ₃ + HCO)
256	0.29	0.48	296	0.47
258	0.30	0.47	298	0.45
260	0.31	0.45	300	0.43
262	0.32	0.43	302	0.40
264	0.34	0.40	304	0.38
266	0.36	0.37	306	0.35
268	0.38	0.33	308	0.31
270	0.41	0.29	310	0.28
272	0.44	0.25	312	0.24
274	0.48	0.20	314	0.19
276	0.53	0.16	316	0.15
278	0.56	0.09	318	0.12
280	0.58	0.06	320	0.10
282	0.59	0.04	322	0.07
284	0.59	0.03	324	0.05
286	0.58	0.02	326	0.03
288	0.56	0.01	328	0.02
290	0.54	0.01	330	0.01
292	0.52	0.005	332	0
294	0.50	0		

- (1) Atkinson, R.; Lloyd, A. C. Evaluation of kinetic and mechanistic data for modeling photochemical smog. *J. Phys. Chem. Ref. Data* **1984**, *13*, 315-444.
- (2) Brint, P.; O'Toole, L.; Mayhew, C. A.; Dussa, W. Vacuum-ultraviolet absorption spectrum of acetaldehyde, CH₃CHO, and the related deuterides CH₃CDO and CD₃CDO. *J. Chem. Soc. Faraday Trans.* **1990**, *86*, 3349-3354.
- (3) Calvert, J. G.; Atkinson, R.; Kerr, J. A.; Madronich, S.; Moortgat, G. K.; Wallington, T. J.; Yarwood, G. *The Mechanisms of Atmospheric Oxidation of the Alkenes*; Oxford University Press: New York - Oxford, 2000.
- (4) Calvert, J. G.; Pitts Jr., J. N. In *Photochemistry*; John Wiley & Sons, Inc.: New York, 1966; pp 368.
- (5) Horowitz, A.; Calvert, J. G. Wavelength dependence of the primary processes in acetaldehyde photolysis. *J. Phys. Chem.* **1982**, *86*, 3105-3114, doi:10.1021/j100213a011.
- (6) Horowitz, A.; Kershner, C. J.; Calvert, J. G. Primary processes in the photolysis of acetaldehyde at 3000 Å and 25 °C. *J. Phys. Chem.* **1982**, *86*, 3094-3104, doi:10.1021/j100213a010.
- (7) Lake, J. S.; Harrison, A. J. Absorption of acyclic oxygen compounds in the vacuum ultraviolet. III. Acetone and acetaldehyde. *J. Chem. Phys.* **1959**, *30*, 361-362.
- (8) Libuda, H. G. Spektroskopische und kinetische Untersuchungen an halogenierten Carbonylverbindungen von atmosphärischem Interesse. PhD-Thesis, University of Wuppertal, Germany, 1992.
- (9) Libuda, H. G.; Zabel, F.; Becker, K. H. "UV spectra of some organic chlorine and bromine compounds of atmospheric interest"; Kinetics and Mechanisms for the Reactions of Halogenated Organic Compounds in the Troposphere. STEP-HALOCSIDE/AFEAS WORKSHOP, 1991, Dublin, Ireland.
- (10) Limão-Vieira, P.; Eden, S.; Mason, N. J.; Hoffmann, S. V. Electronic state spectroscopy of acetaldehyde, CH₃CHO, by high-resolution VUV photoabsorption. *Chem. Phys. Lett.* **2003**, *376*, 737-747, doi:10.1016/S0009-2614(03)01070-4.
- (11) Lucazeau, G.; Sandorfy, C. On the far-ultraviolet spectra of some simple aldehydes. *J. Mol. Spectrosc.* **1970**, *35*, 214-231.
- (12) Martinez, R. D.; Buitrago, A. A.; Howell, N. W.; Hearn, C. H.; Joens, J. A. The near UV absorption spectra of several aliphatic aldehydes and ketones. *Atmos. Environ.* **1992**, *26A*, 785-792.
- (13) Meyrahn, H. Bildungswege und Analytik des Peroxyacetylnitrats (PAN) in der Atmosphäre. PhD-Thesis, Johann-Gutenberg-Universität, 1984.
- (14) Meyrahn, H.; Moortgat, G. K.; Warneck, P. Photolysis of CH₃CHO in the range 250 - 330 nm. *J. Photochem.* **1981**, *17*, 138.

- (15) Röth, E. P.; Ruhnke, R.; Moortgat, G.; Meller, R.; Schneider, W. UV/VIS-Absorption Cross Sections and Quantum Yields for Use in Photochemistry and Atmospheric Modeling, Forschungszentrum Jülich Publication, Part 1 : Inorganic Substances (jül-3340), Part 2: Organic Substances (jül-3341). **1997**.
- (16) Weaver, J.; Meagher, J.; Heicklen, J. Photo-oxidation of CH₃CHO vapor at 3130 Å. *J. Photochem.* **1976**, 6, 111-126.

D4. C₂H₅CHO (propionaldehyde)

[Back to Index](#)

C ₂ H ₅ CHO + hv → C ₂ H ₅ + HCO	351 kJ mol ⁻¹	341 nm	(1)
→ C ₂ H ₆ + CO	-8 kJ mol ⁻¹	All	(2)
→ C ₂ H ₄ + HCHO	129 kJ mol ⁻¹	926 nm	(3)
→ CH ₃ + CH ₂ CHO	343 kJ mol ⁻¹	349 nm	(4)

(Recommendation: 06-2, Note: 10-6, Evaluated: 10-6)

Absorption Cross Sections: The UV absorption spectrum of propionaldehyde (C₂H₅CHO, propanal) has been measured at room temperature by Lucazeau and Sandorfy⁵ (118–190 nm), McMillan² (220–342 nm), and Martinez et al.⁶ (262–365 nm). Absorption cross sections have also been reported for isolated wavelengths by Blacet and Crane¹ (187–313 nm), Heicklen et al.⁴ (293–325 nm), and Chen and Zhu³ (280–330 nm). The spectrum at wavelengths >200 nm consists of an absorption band with structured features (~9 maxima or shoulders) at wavelengths >260 nm and maximum absorption at 285 and 293 nm. The agreement between the results from Martinez et al.⁶ and McMillan² is excellent, i.e., ≤5% differences, between 238 and 322 nm. At shorter (longer) wavelengths the differences increase to ~30% (~50%). The data points reported by Heicklen et al.⁴ fit well to these studies although the value reported at 293 nm is 20% smaller. The cross sections reported at 5 nm intervals by Chen and Zhu³ agree to within 10% with those reported by Martinez et al.⁶ except the data at 285 and 330 nm which are 20% and 30% larger. The recommended absorption cross sections listed in Table 4D-7 are taken from Martinez et al.⁶ and are 4 nm averages of the 0.5 nm resolution data in the region 202–278 nm and 1 nm averages in the region 280–360 nm.

Photolysis Quantum Yield and Product Studies: Quantum yield measurements have been performed by Heicklen et al.⁴ and Chen and Zhu.³ Heicklen et al.⁴ measured the quantum yield of HO₂ and C₂H₅O₂ radicals (in air bath gas) using laser photolysis at 294, 302, 312, and 325 nm combined with UV absorption to determine Φ₁. Quantum yields of CO and C₂H₆ were obtained in steady-state photolysis (at 254, 312, and 334 nm) experiments in O₂ where Φ₁ = Φ(CO) - Φ(C₂H₆) and Φ₂ = Φ(C₂H₆). A Stern-Volmer pressure dependence of the quantum yields was observed at all wavelengths, i.e., lower quantum yields at higher pressures. At atmospheric pressure, values of Φ₁ = 0.22, 0.89, 0.85, 0.50, 0.26, and 0.15 were derived at 254, 294, 302, 313, 325, and 334 nm, respectively. Heicklen et al.⁴ reported Φ₂ = 0.33 for 254 nm photolysis and Φ₂ = 0 at longer wavelengths. The contribution of other primary processes (Φ₃ and Φ₄) was found to increase at wavelengths <265 nm from earlier studies as cited in Calvert and Pitts.²

Chen and Zhu³ measured the quantum yield of HCO radicals (Φ₁) over the wavelength range 280–330 nm using time-resolved cavity ring-down spectroscopy with detection of HCO at 613.8 nm. The reported HCO yields are 0.85 ± 0.06 at 280 nm, 1.01 ± 0.07 at 285 nm, 0.95 ± 0.06 at 290 nm, 0.98 ± 0.06 at 295 nm, 0.92 ± 0.06 at 300 nm, 0.95 ± 0.08 at 305 nm, 0.98 ± 0.11 at 310 nm, 0.91 ± 0.05 at 315 nm, 1.08 ± 0.07 at 320 nm, 1.07 ± 0.14 at 325 nm, and 0.84 ± 0.08 at 330 nm. These values are quoted for zero-pressure but no pressure dependence to the HCO quantum yield at any wavelength was observed for pressures over the range 10–400 Torr N₂.

The quantum yield studies by Heicklen et al.⁴ and Chen and Zhu³ are only in agreement in the narrow wavelength range 290–305 nm. At λ >305 nm, the data of Chen and Zhu do not show the decrease of Φ₁ reported by Heicklen et al.⁴ Because of the discrepancies between these data sets no quantum yield recommendation is given.

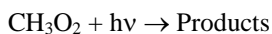
Table 4D-7. Recommended Absorption Cross Sections of C₂H₅CHO at 298 K

λ (nm)	$10^{20} \sigma$ (cm ²)	λ (nm)	$10^{20} \sigma$ (cm ²)	λ (nm)	$10^{20} \sigma$ (cm ²)	λ (nm)	$10^{20} \sigma$ (cm ²)
202	0.049	285	5.86	310	3.60	335	0.325
206	0.049	286	5.82	311	3.53	336	0.280
210	0.057	287	5.72	312	3.50	337	0.230
214	0.069	288	5.59	313	3.32	338	0.185
218	0.080	289	5.52	314	3.06	339	0.166
222	0.091	290	5.56	315	2.77	340	0.155
226	0.115	291	5.68	316	2.43	341	0.119
230	0.163	292	5.81	317	2.18	342	0.076
234	0.257	293	5.88	318	2.00	343	0.045
238	0.407	294	5.80	319	1.86	344	0.031
242	0.622	295	5.57	320	1.83	345	0.025
246	0.909	296	5.37	321	1.78	346	0.019
250	1.29	297	5.16	322	1.66	347	0.016
254	1.75	298	5.02	323	1.58	348	0.014
258	2.25	299	5.02	324	1.49	349	0.013
262	2.88	300	5.04	325	1.30	350	0.010
266	3.43	301	5.09	326	1.13	351	0.008
270	4.12	302	5.07	327	0.996	352	0.007
274	4.59	303	4.94	328	0.828	353	0.005
278	5.17	304	4.69	329	0.685	354	0.004
280	5.16	305	4.32	330	0.575	355	0.002
281	5.21	306	4.04	331	0.494	356	0.001
282	5.35	307	3.81	332	0.466	357	0.001
283	5.57	308	3.65	333	0.430		
284	5.78	309	3.62	334	0.373		

Note:

Martinez et al. ⁶

- (1) Blacet, F. E.; Crane, R. A. The photolysis of the aliphatic aldehydes. XVII. Propionaldehyde, n-butyraldehyde, and isobutyraldehyde. *J. Am. Chem. Soc.* **1954**, *76*, 5337-5340.
- (2) Calvert, J. G.; Pitts Jr., J. N. In *Photochemistry*; John Wiley & Sons, Inc.: New York, 1966; pp 368.
- (3) Chen, Y.; Zhu, L. The wavelength dependence of the photodissociation of propionaldehyde in the 280-330 nm region. *J. Phys. Chem. A* **2001**, *105*, 9689-9696, doi:10.1021/jp011445s.
- (4) Heicklen, J.; Desai, J.; Bahta, A.; Harper, C.; Simonaitis, R. The temperature and wavelength dependence of the photo-oxidation of propionaldehyde. *J. Photochem.* **1986**, *34*, 117-135.
- (5) Lucazeau, G.; Sandorfy, C. On the far-ultraviolet spectra of some simple aldehydes. *J. Mol. Spectrosc.* **1970**, *35*, 214-231.
- (6) Martinez, R. D.; Buitrago, A. A.; Howell, N. W.; Hearn, C. H.; Joens, J. A. The near UV absorption spectra of several aliphatic aldehydes and ketones. *Atmos. Environ.* **1992**, *26A*, 785-792.

D5. CH₃O₂ (methylperoxy radical)[Back to Index](#)

(1)

(Recommendation: 06-2, Note: 10-6, Evaluated: 10-6)

Absorption Cross Sections: The UV absorption cross sections of the methylperoxy radical, CH₃O₂, in the 195–310 nm region have been measured at room temperature by Parkes et al.,²¹ Hochenadel et al.,⁸ Parkes, Anastasi et al.,² Kan et al.,¹¹ Cox and Tyndall^{3,4} at 250 nm only; Adachi et al.,¹ Sander and Watson²⁴ at 250 nm only, Pilling and Smith²² at 254 nm only, Kurylo et al.,¹² McAdam et al.,¹⁷ Jenkin et al.,¹⁰ Wallington et al.,²⁷ Moortgat et al.,¹⁸ Dagaut and Kurylo,⁵ Simon et al.,²⁵ Jenkin and Cox,⁹ Lightfoot and Jemi-Alade¹⁴ who measured the cross sections up to 777 K, Maricq and Wallington,¹⁶ Wallington et al.,²⁹ Roehl et al.,²³ Fahr et al.,⁶ and Nielsen et al.¹⁹ The absorption cross sections have been evaluated in earlier reviews by Lightfoot et al.¹³ and Wallington et al.,²⁸ who noted significant discrepancies in both the shapes of the spectra and the absolute magnitude of the cross section values. The ultraviolet absorption spectra have recently been

reevaluated by Tyndall et al.,²⁶ who fit the absorption spectra to a semi-logarithmic Gaussian distribution function suggested by Lightfoot et al.¹³ and Maric et al.¹⁵

$$\sigma = \sigma_{\max} \exp^{-a \left[\ln \left(\frac{\lambda_{\max}}{\lambda} \right) \right]^2}$$

Screening of the data suggested that most spectra published before 1987 did not constrain the shape of the spectrum very well as indicated by the large relative uncertainty of the width parameter a . The shape was determined by averaging the individual fitting parameters from McAdam et al.,¹⁷ Moortgat et al.,¹⁸ Simon et al.,²⁵ Lightfoot and Jemi-Alade,¹⁴ Jenkin and Cox,⁹ and Maricq and Wallington,¹⁶ which were judged to be most reliable by Tyndall et al.²⁶ Absolute cross sections were based on relative measurements of absorption cross sections of CH_3O_2 and $\text{C}_2\text{H}_5\text{O}_2$ at 240 nm taken under identical conditions (Wallington et al.,²⁸ Maricq and Wallington,¹⁶ Fenter et al.,⁷ and Roehl et al.²³), combined with independent calibrations by Dagaut and Kurylo,⁵ Simon et al.,²⁵ and Lightfoot and Jemi-Alade.¹⁴ The fit parameters are: $\sigma_{\max} = 4.26 \times 10^{-18} \text{ cm}^2 \text{ molecule}^{-1}$; $a = 44.4$; $\lambda_{\max} = 237.3 \text{ nm}$. Table 4D-8 lists the recommended cross sections, which are taken from the review by Tyndall et al.²⁶ The shape of the UV spectrum measured by Nielsen et al.¹⁹ is in excellent agreement with the recommendation of Tyndall et al.²⁶

Photolysis Quantum Yield and Product Studies: The loss of CH_3O_2 due to photolysis in the stratosphere and troposphere is expected to be negligible.

Table 4D-8. Recommended Absorption Cross Sections of CH_3O_2 , $\text{C}_2\text{H}_5\text{O}_2$, and $\text{CH}_3\text{C(O)O}_2$ at 298 K

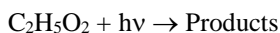
λ (nm)	$10^{20} \sigma \text{ (cm}^2\text{)}$		
	CH_3O_2	$\text{C}_2\text{H}_5\text{O}_2$	$\text{CH}_3\text{C(O)O}_2$
195.0			389
200.0			564
205.0	165		665
210.0	219	195	656
215.0	276	257	564
220.0	330	319	451
225.0	376	374	366
230.0	408	418	326
235.0	424	444	319
240.0	424	452	326
245.0	407	440	330
250.0	378	412	322
255.0	339	372	300
260.0	294	324	268
265.0	248	273	229
270.0	203	222	187
275.0	162	176	147
280.0	126	136	111
285.0	96.1	102	81.2
290.0	71.5	74.6	57.3
295.0	52.0	53.3	
300.0		37.3	

Note:

Tyndall et al.²⁶ review

- (1) Adachi, H.; Basco, N.; James, D. G. L. Mutual interactions of the methyl and methylperoxy radicals studied by flash photolysis and kinetic spectroscopy. *Int. J. Chem. Kinet.* **1980**, *12*, 949-977.
- (2) Anastasi, C.; Smith, I. W. M.; Parkes, D. A. Flash photolysis study of the spectra of CH_3O_2 and $\text{C}(\text{CH}_3)_3\text{O}_2$ radicals and the kinetics of their mutual reaction and with NO. *J. Chem. Soc. Faraday Trans. I* **1978**, *74*, 1693-1701.
- (3) Cox, R. A.; Tyndall, G. Rate constants for reactions of CH_3O_2 in the gas phase. *Chem. Phys. Lett.* **1979**, *65*, 357-360.
- (4) Cox, R. A.; Tyndall, G. S. Rate constants for the reactions of CH_3O_2 with HO_2 , NO and NO_2 using molecular modulation spectrometry. *J. Chem. Soc. Faraday Trans. II* **1980**, *76*, 153-163.

- (5) Dagaut, P.; Kurylo, M. J. The gas phase UV absorption spectrum of CH_3O_2 radicals: A reinvestigation. *J. Photochem. Photobiol. A: Chem.* **1990**, *51*, 133-140.
- (6) Fahr, A.; Laufer, A. H.; Kraus, M.; Osman, R. Gas phase absorption spectrum and cross sections of vinylperoxy ($\text{C}_2\text{H}_3\text{O}_2$) radical. *J. Phys. Chem. A* **1997**, *101*, 4879-4886.
- (7) Fenter, F. F.; Catoire, V.; Lesclaux, R.; Lightfoot, P. D. The ethyl peroxy radical: Its ultraviolet spectrum, self-reaction, and reaction with HO_2 each studied as a function of temperature. *J. Phys. Chem.* **1993**, *97*, 3530-3538.
- (8) Hochanadel, C. J.; Ghormley, J. A.; Boyle, J. W.; Ogren, P. J. Absorption spectrum and rates of formation and decay of the CH_3O_2 radical. *J. Phys. Chem.* **1977**, *81*, 3-7, doi:10.1021/j100516a002.
- (9) Jenkin, M. E.; Cox, R. A. Kinetics of reactions of CH_3O_2 and $\text{HOCH}_2\text{CH}_2\text{O}_2$ radicals produced by the photolysis of iodomethane and 2-iodoethanol. *J. Phys. Chem.* **1991**, *95*, 3229-3237, doi:10.1021/j100161a049.
- (10) Jenkin, M. E.; Cox, R. A.; Hayman, G.; Whyte, L. J. Kinetic study of the reactions $\text{CH}_3\text{O}_2 + \text{CH}_3\text{O}_2$ and $\text{CH}_3\text{O}_2 + \text{HO}_2$ using molecular modulation spectroscopy. *J. Chem. Soc. Faraday Trans. 2* **1988**, *84*, 913-930.
- (11) Kan, C. S.; McQuigg, R. D.; Whitbeck, M. R.; Calvert, J. G. Kinetic flash spectroscopic study of the CH_3O_2 - CH_3O_2 and CH_3O_2 - SO_2 reactions. *Int. J. Chem. Kinet.* **1979**, *11*, 921-933.
- (12) Kurylo, M. J.; Wallington, T. J.; Ouellette, P. A. Measurements of the UV absorption cross-sections for HO_2 and CH_3O_2 in the gas phase. *J. Photochem.* **1987**, *39*, 201-215.
- (13) Lightfoot, P. D.; Cox, R. A.; Crowley, J. N.; Destriau, M.; Hayman, G. D.; Jenkin, M. E.; Moortgat, G. K.; Zabel, F. Organic peroxy radicals: Kinetics, spectroscopy, and tropospheric chemistry. *Atmos. Environ.* **1992**, *26A*, 1805-1961.
- (14) Lightfoot, P. D.; Jemi-Alade, A. A. The temperature dependence of the UV spectra of the HO_2 and CH_3O_2 radicals. *J. Photochem. Photobiol. A: Chem.* **1991**, *59*, 1-10.
- (15) Maric, D.; Crowley, J. N.; Burrows, J. P. Application of a Gaussian distribution function to describe molecular UV-visible absorption continua. 2. The UV spectra of RO_2^* radicals. *J. Phys. Chem.* **1997**, *101*, 2561-2567.
- (16) Maricq, M. M.; Wallington, T. J. Absolute ultraviolet cross sections of methyl and ethyl peroxy radicals. *J. Phys. Chem.* **1992**, *96*, 982-986, doi:10.1021/j100181a081.
- (17) McAdam, K.; Veyret, B.; Lesclaux, R. UV absorption spectra of HO_2 and CH_3O_2 radicals and the kinetics of their mutual reactions at 298 K. *Chem. Phys. Lett.* **1987**, *133*, 39-44.
- (18) Moortgat, G.; Veyret, B.; Lesclaux, R. Absorption spectrum and kinetics of reactions of the acetylperoxy radical. *J. Phys. Chem.* **1989**, *93*, 2362-2368, doi:10.1021/j100343a032.
- (19) Nielsen, O. J.; Johnson, M. S.; Wallington, T. J.; Christensen, L. K.; Platz, J. UV absorption cross sections of HO_2 , CH_3O_2 , $\text{C}_2\text{H}_5\text{O}_2$ and $\text{CH}_3\text{C}(\text{O})\text{CH}_2\text{O}_2$ radicals and mechanism of the reactions of F and Cl atoms with $\text{CH}_3\text{C}(\text{O})\text{CH}_3$. *Int. J. Chem. Kinet.* **2002**, *34*, 283-291, doi:10.1002/kin.10037.
- (20) Parkes, D. A. The oxidation of methyl radicals at room temperature. *Int. J. Chem. Kinet.* **1977**, *9*, 451-469.
- (21) Parkes, D. A.; Paul, D. M.; Quinn, C. P.; Robson, R. C. The ultraviolet absorption by alkylperoxy radicals and their mutual reactions. *Chem. Phys. Lett.* **1973**, *23*, 425-429.
- (22) Pilling, M. J.; Smith, M. J. C. A laser flash photolysis study of the reaction $\text{CH}_3 + \text{O}_2 \rightarrow \text{CH}_3\text{O}_2$ at 298 K. *J. Phys. Chem.* **1985**, *89*, 4713-4720, doi:10.1021/j100268a014.
- (23) Roehl, C. M.; Bauer, D.; Moortgat, G. K. Absorption spectrum and kinetics of the acetylperoxy radical. *J. Phys. Chem.* **1996**, *100*, 4038-4047.
- (24) Sander, S. P.; Watson, R. T. Temperature dependence of the self-reaction of CH_3O_2 radicals. *J. Phys. Chem.* **1981**, *85*, 2960-2964, doi:10.1021/j150620a023.
- (25) Simon, F.-G.; Schneider, W.; Moortgat, G. K. UV-Absorption spectrum of the methylperoxy radical and the kinetics of its disproportionation reaction at 300 K. *Int. J. Chem. Kinet.* **1990**, *22*, 791-813.
- (26) Tyndall, G. S.; Cox, R. A.; Granier, C.; Lesclaux, R.; Moortgat, G. K.; Pilling, M. J.; Ravishankara, A. R.; Wallington, T. J. Atmospheric chemistry of small organic peroxy radicals. *J. Geophys. Res.* **2001**, *106*, 12157-12182.
- (27) Wallington, T. J.; Dagaut, P.; Kurylo, M. J. Measurements of the gas phase UV absorption spectrum of $\text{C}_2\text{H}_5\text{O}_2^*$ radicals and of the temperature dependence of the rate constant for their self-reaction. *J. Photochem. Photobiol. A: Chem.* **1988**, *42*, 173-185.
- (28) Wallington, T. J.; Dagaut, P.; Kurylo, M. J. Ultraviolet absorption cross sections and reaction kinetics and mechanisms for peroxy radicals in the gas phase. *Chem. Rev.* **1992**, *92*, 667-710.
- (29) Wallington, T. J.; Maricq, M. M.; Ellerman, T.; Nielsen, O. J. Novel method for the measurement of gas-phase peroxy radical absorption spectra. *J. Phys. Chem.* **1992**, *96*, 982-986, doi:10.1021/j100181a080.

D6. C₂H₅O₂ (ethylperoxy radical)[Back to Index](#)

(1)

(Recommendation: 06-2, Note: 10-6, Evaluated: 10-6)

Absorption Cross Sections: The absorption cross sections of the ethylperoxy radical, C₂H₅O₂, in the 200–310 nm region have been measured at room temperature by Adachi et al.,¹ Cattell et al.,⁴ Wallington et al.,¹⁴ Bauer et al.,³ Maricq and Wallington,⁹ Fenter et al.,⁶ Munk et al.,¹⁰ and Nielsen et al.¹¹ and as a function of temperature by Anastasi et al.,² Fenter et al.,⁶ and Fauvet et al.⁵ The absorption cross sections have been evaluated in reviews by Lightfoot et al.⁷ and Wallington et al.,¹⁵ who noted significant discrepancies in the both the shapes of the spectra and the absolute magnitude of the cross section values. The ultraviolet absorption spectra have recently been reevaluated by Tyndall et al.,¹³ who fit the absorption spectra to a semi-logarithmic Gaussian distribution function suggested by Lightfoot et al.⁷ and Maric et al.⁸

$$\sigma = \sigma_{\text{max}} \exp^{-a \left[\ln \left(\frac{\lambda_{\text{max}}}{\lambda} \right) \right]^2}$$

The shape was determined by averaging the individual fitting parameters from Wallington et al.,¹⁵ Bauer et al.,³ Maricq and Wallington,⁹ and Fenter et al.,⁶ which were judged to be most reliable by Tyndall et al.¹³ Absolute cross sections were based on relative measurements of absorption cross sections of CH₃O₂ and C₂H₅O₂ at 240 nm taken under identical conditions (Wallington et al.,¹⁵ Maricq and Wallington,⁹ Fenter et al.,⁶ Roehl et al.¹²) and Nielsen et al.¹¹ combined with independent calibrations. The fitting parameters are $\sigma_{\text{max}} = 4.52 \times 10^{-18} \text{ cm}^2 \text{ molecule}^{-1}$, $a = 49.0$, $\lambda_{\text{max}} = 239.4 \text{ nm}$. Table 4D-8 lists the recommended cross sections, which are taken from the review by Tyndall et al.

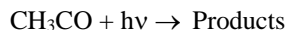
Photolysis Quantum Yield and Product Studies: The loss of C₂H₅O₂ due to photolysis in the stratosphere and troposphere is expected to be negligible.

- (1) Adachi, H.; Basco, N.; James, D. G. L. The ethylperoxy radical spectrum and rate constant for mutual interaction measured by flash photolysis and kinetic spectroscopy. *Int. J. Chem. Kinet.* **1979**, *11*, 1211-1229.
- (2) Anastasi, C.; Waddington, D. J.; Woolley, A. Reactions of oxygenated radicals in the gas phase Part 10.-Self reactions of ethylperoxy radicals. *J. Chem. Soc. Faraday Trans. 1* **1983**, *79*, 505-516.
- (3) Bauer, D.; Crowley, J. N.; Moortgat, G. K. The UV spectrum of ethylperoxy radical and its self-reaction kinetics between 218 and 333 K. *J. Photochem. Photobiol. A: Chem.* **1992**, *65*, 329-344.
- (4) Cattell, F. C.; Cavanagh, J.; Cox, R. A.; Jenkin, M. E. A kinetics study of reactions of HO₂ and C₂H₅O₂ using diode laser absorption spectroscopy. *J. Chem. Soc. Faraday Trans. 2* **1986**, *82*, 1999-2018.
- (5) Fauvet, S.; Ganne, J. P.; Brion, J.; Daumont, D.; Malicet, J.; Chakir, A. Study of C₂H₅O₂ using modulated photolysis: Ultra-violet spectrum and self-reaction kinetics in the temperature range 233-363 K. *J. Chim. Phys.* **1997**, *94*, 484-502.
- (6) Fenter, F. F.; Catoire, V.; Lesclaux, R.; Lightfoot, P. D. The ethyl peroxy radical: Its ultraviolet spectrum, self-reaction, and reaction with HO₂ each studied as a function of temperature. *J. Phys. Chem.* **1993**, *97*, 3530-3538.
- (7) Lightfoot, P. D.; Cox, R. A.; Crowley, J. N.; Destriau, M.; Hayman, G. D.; Jenkin, M. E.; Moortgat, G. K.; Zabel, F. Organic peroxy radicals: Kinetics, spectroscopy, and tropospheric chemistry. *Atmos. Environ.* **1992**, *26A*, 1805-1961.
- (8) Maric, D.; Crowley, J. N.; Burrows, J. P. Application of a Gaussian distribution function to describe molecular UV-visible absorption continua. 2. The UV spectra of RO₂• radicals. *J. Phys. Chem.* **1997**, *101*, 2561-2567.
- (9) Maricq, M. M.; Wallington, T. J. Absolute ultraviolet cross sections of methyl and ethyl peroxy radicals. *J. Phys. Chem.* **1992**, *96*, 982-986, doi:10.1021/j100181a081.
- (10) Munk, J.; Pagsberg, P.; Ratajczak, E.; Sillesen, A. Spectrokinetic studies of ethyl and ethylperoxy radicals. *J. Phys. Chem.* **1986**, *90*, 2752-2757, doi:10.1021/j100403a038.
- (11) Nielsen, O. J.; Johnson, M. S.; Wallington, T. J.; Christensen, L. K.; Platz, J. UV absorption cross sections of HO₂, CH₃O₂, C₂H₅O₂ and CH₃C(O)CH₂O₂ radicals and mechanism of the reactions of F and Cl atoms with CH₃C(O)CH₃. *Int. J. Chem. Kinet.* **2002**, *34*, 283-291, doi:10.1002/kin.10037.
- (12) Roehl, C. M.; Bauer, D.; Moortgat, G. K. Absorption spectrum and kinetics of the acetylperoxy radical. *J. Phys. Chem.* **1996**, *100*, 4038-4047.
- (13) Tyndall, G. S.; Cox, R. A.; Granier, C.; Lesclaux, R.; Moortgat, G. K.; Pilling, M. J.; Ravishankara, A. R.; Wallington, T. J. Atmospheric chemistry of small organic peroxy radicals. *J. Geophys. Res.* **2001**, *106*, 12157-12182.

- (14) Wallington, T. J.; Dagaut, P.; Kurylo, M. J. Measurements of the gas phase UV absorption spectrum of C₂H₅O₂• radicals and of the temperature dependence of the rate constant for their self-reaction. *J. Photochem. Photobiol. A: Chem.* **1988**, *42*, 173-185.
- (15) Wallington, T. J.; Dagaut, P.; Kurylo, M. J. Ultraviolet absorption cross sections and reaction kinetics and mechanisms for peroxy radicals in the gas phase. *Chem. Rev.* **1992**, *92*, 667-710.

D7. CH₃CO (acetyl radical)

[Back to Index](#)



(1)

(Recommendation: 10-6, Note: 10-6, Evaluated: 10-6)

Absorption Cross Sections. The UV absorption spectrum of the acetyl radical, CH₃CO, has been measured by Adachi et al.,^{1,2} Parkes,⁷ Anastasi and Maw,³ Basco and Parmar,⁴ Maricq and Szenté,⁶ and Cameron et al.⁵ The spectrum has a very broad band in the range 190–270 nm with maximum near 215 nm. The shapes and magnitudes of the reported spectra differ substantially in the different studies. Adachi et al.^{1,2} and Basco and Parmar⁴ report a peak cross section of $3.75 \times 10^{-17} \text{ cm}^2 \text{ molecule}^{-1}$ whereas Maricq and Szenté⁶ report a value of $1.07 \times 10^{-17} \text{ cm}^2 \text{ molecule}^{-1}$ at 216 nm and Ansatasi and Maw³ a value of $0.7 \times 10^{-17} \text{ cm}^2 \text{ molecule}^{-1}$ at 223 nm. Cameron et al.⁵ measured a cross section of $(1.4 \pm 0.2) \times 10^{-17} \text{ cm}^2 \text{ molecule}^{-1}$ at 220 nm. Cameron et al.⁵ also measured the spectrum using diode array spectroscopy in the range 190–247 nm; the shape of the spectrum being in reasonable agreement with the spectrum measured by Maricq and Szenté.⁶ The spectrum by Cameron et al.⁵ is given by the equation

$$\sigma = \sigma_{\text{max}} \exp \left[-a \left[\ln \left(\frac{\lambda_{\text{max}}}{\lambda} \right) \right]^2 \right]$$

where

$$\sigma_{\text{max}} = 1.549 \times 10^{-17} \quad a = 129.19 \quad \lambda_{\text{max}} = 213.985$$

The visible absorption spectrum of CH₃CO was measured by Rajakumar et al.⁸ in the wavelength range 490–660 nm using cavity ring-down spectroscopy. The spectrum has a broad continuous band with a broad peak at 535 nm. The spectrum obtained with the H₂O₂ photolysis source (in the presence of CH₃CHO) was used as a reference and fit with an empirical polynomial expression

$$\sigma(\lambda) = A + B\lambda + C\lambda^2 + D\lambda^3 + E\lambda^4$$

yielding the parameters (σ in units of $\text{cm}^2 \text{ molecule}^{-1}$, λ in nm)

$$\begin{aligned} A &= -6.6124 \times 10^{-17} & D &= 1.02141 \times 10^{-24} \\ B &= 4.1946 \times 10^{-19} & E &= -3.93411 \times 10^{-28} \\ C &= -9.865 \times 10^{-22} \end{aligned}$$

The recommended UV absorption cross sections in Table 4D-9 were calculated using the equation from Cameron et al.⁵ The recommended cross sections in the visible region in Table 4D-10 were calculated using the polynomial expression from Rajakumar et al.⁸

Table 4D-9. Recommended UV Absorption Cross Sections of CH₃CO at 298 K

λ (nm)	$10^{20} \sigma$ (cm ²)	λ (nm)	$10^{20} \sigma$ (cm ²)	λ (nm)	$10^{20} \sigma$ (cm ²)
190	250	210	1480	230	790
192	339	212	1530	232	666
194	447	214	1550	234	551
196	572	216	1530	236	449
198	711	218	1480	238	359
200	859	220	1400	240	283
202	1010	222	1300	242	219
204	1150	224	1180	244	167
206	1290	226	1050	246	126
208	1400	228	921	248	93.1

Note:

using expression from Cameron et al.⁵

Table 4D-10. Vis Absorption Cross Sections of CH₃CO at 298 K

λ (nm)	$10^{20} \sigma$ (cm ²)	λ (nm)	$10^{20} \sigma$ (cm ²)	λ (nm)	$10^{20} \sigma$ (cm ²)
500	7.41	555	10.22	610	4.65
505	8.36	560	9.87	615	4.05
510	9.31	565	9.38	620	3.57
515	9.96	570	8.96	625	3.11
520	10.45	575	8.44	630	2.96
525	10.78	580	7.90	635	2.30
530	10.97	585	7.34	640	1.95
535	11.03	590	6.78	645	1.64
540	10.97	595	6.21	650	1.36
545	10.82	600	5.65	655	1.11
550	10.58	605	5.10	660	0.94

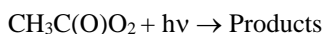
Note:

using expression from Rajakumar et al.⁸

- (1) Adachi, H.; Basco, N.; James, D. G. L. The acetyl radical studied by flash photolysis and kinetic spectroscopy. *Chem. Phys. Lett.* **1978**, *59*, 502-505.
- (2) Adachi, H.; Basco, N.; James, D. G. L. The acetyl radicals CH₃CO and CD₃CO studied by flash photolysis and kinetic spectroscopy. *Int. J. Chem. Kinet.* **1981**, *13*, 1251-1276.
- (3) Anastasi, C.; Maw, P. R. Reaction kinetics in acetyl chemistry over a wide range of temperature and pressure. *J. Chem. Soc. Faraday Trans. 1* **1982**, *78*, 2423-2433.
- (4) Basco, N.; Parmar, S. S. Spectra and reactions of acetyl and acetylperoxy radicals. *Int. J. Chem. Kinet.* **1985**, *17*, 891-900.
- (5) Cameron, M.; Sivakumaran, V.; Dillon, T. J.; Crowley, J. Reaction between OH and CH₃CHO. Part 1. Primary product yields of CH₃ (296 K), CH₃CO (296 K), and H (237-296 K). *Phys. Chem. Chem. Phys.* **2002**, *4*, 3628-3638, doi:10.1039/b202586h.
- (6) Maricq, M. M.; Szente, J. J. The UV spectrum of acetyl and the kinetics of the chain reaction between acetaldehyde and chlorine. *Chem. Phys. Lett.* **1996**, *253*, 333-339.
- (7) Parkes, D. A. The ultraviolet absorption spectra of the acetyl radical and the kinetics of the CH₃ + CO reaction at room temperature. *Chem. Phys. Lett.* **1981**, *77*, 527-532.
- (8) Rajakumar, B.; Flad, J. E.; Gierczak, T.; Ravishankara, A. R.; Burkholder, J. B. Visible absorption spectrum of the CH₃CO radical. *J. Phys. Chem. A* **2007**, *111*, 8950-8958, doi:10.1021/jp073339h.

D8. CH₃C(O)O₂ (acetylperoxy radical)

[Back to Index](#)



(1)

(Recommendation: 06-2, Note: 10-6, Evaluated: 10-6)

Absorption Cross Sections: The UV absorption spectrum of the acetylperoxy radical, CH₃C(O)O₂, is continuous with two absorption bands in the 185–300 nm region. The band centered at 245 nm is overlapped by a stronger band that peaks near 207 nm. Absorption cross sections have been measured at room temperature by Addison et al.,¹ Basco and Parmer,² Moortgat et al.,⁵ Maricq and Szente,⁴ and Roehl et al.⁶ The absorption cross sections have been evaluated in reviews by Lightfoot et al.,³ Wallington et al.,⁸ and Tyndall et al.⁷ and significant discrepancies in the both the shapes of the spectra and the absolute magnitude of the cross section values have been noted. Tyndall et al.⁷ fit the absorption spectrum reasonably well to the sum of two Gaussian shaped absorption bands

$$\sigma = \sigma_{\text{max1}} \exp^{-a_1 \left[\ln \left(\frac{\lambda_{\text{max1}}}{\lambda} \right) \right]^2} + \sigma_{\text{max2}} \exp^{-a_2 \left[\ln \left(\frac{\lambda_{\text{max2}}}{\lambda} \right) \right]^2}$$

The optimized fit parameters were determined by averaging the fit parameters from Maricq and Szente⁴ and Roehl et al.,⁶ which were judged to be the most reliable. It should be noted that the data from Maricq and Szente were adjusted for their overcorrection for the contribution of CH₃O₂. Absolute cross sections were based on relative measurements to the absorption cross sections of C₂H₅O₂ at 240 nm. The fitting parameters are

$$\begin{array}{ll} \sigma_{\max 1} = 6.29 \times 10^{-18} \text{ cm}^2 \text{ molecule}^{-1} & \sigma_{\max 2} = 3.26 \times 10^{-18} \text{ cm}^2 \text{ molecule}^{-1} \\ \lambda_{\max 1} = 206.0 \text{ nm} & \lambda_{\max 2} = 246.1 \text{ nm} \\ a_1 = 168.0 & a_2 = 64.2. \end{array}$$

The recommended absorption cross sections in Table 4D-8 are taken from the review by Tyndall et al.⁷

Photolysis Quantum Yield and Product Studies: The loss of CH₃C(O)O₂ in the stratosphere and troposphere due to photolysis is expected to be negligible.

- (1) Addison, M. C.; Burrows, J. P.; Cox, R. A.; Patrick, R. Absorption spectrum and kinetics of the acetylperoxy radical. *Chem. Phys. Lett.* **1980**, *73*, 283-287.
- (2) Basco, N.; Parmar, S. S. Spectra and reactions of acetyl and acetylperoxy radicals. *Int. J. Chem. Kinet.* **1985**, *17*, 891-900.
- (3) Lightfoot, P. D.; Cox, R. A.; Crowley, J. N.; Destriau, M.; Hayman, G. D.; Jenkin, M. E.; Moortgat, G. K.; Zabel, F. Organic peroxy radicals: Kinetics, spectroscopy, and tropospheric chemistry. *Atmos. Environ.* **1992**, *26A*, 1805-1961.
- (4) Maricq, M. M.; Szente, J. J. The CH₃C(O)O₂ radical. Its UV spectrum, self-reaction kinetics, and reaction with CH₃O₂. *J. Phys. Chem.* **1996**, *100*, 4507-4513.
- (5) Moortgat, G.; Veyret, B.; Lesclaux, R. Absorption spectrum and kinetics of reactions of the acetylperoxy radical. *J. Phys. Chem.* **1989**, *93*, 2362-2368, doi:10.1021/j100343a032.
- (6) Roehl, C. M.; Bauer, D.; Moortgat, G. K. Absorption spectrum and kinetics of the acetylperoxy radical. *J. Phys. Chem.* **1996**, *100*, 4038-4047.
- (7) Tyndall, G. S.; Cox, R. A.; Granier, C.; Lesclaux, R.; Moortgat, G. K.; Pilling, M. J.; Ravishankara, A. R.; Wallington, T. J. Atmospheric chemistry of small organic peroxy radicals. *J. Geophys. Res.* **2001**, *106*, 12157-12182.
- (8) Wallington, T. J.; Dagaut, P.; Kurylo, M. J. Ultraviolet absorption cross sections and reaction kinetics and mechanisms for peroxy radicals in the gas phase. *Chem. Rev.* **1992**, *92*, 667-710.

D9. CH₃C(O)CH₂O₂ (acetonylperoxy radical)

[Back to Index](#)



(Recommendation: 10-6, Note: 10-6, Evaluated: 10-6)

Absorption Cross Sections: The UV absorption spectrum of the acetonylperoxy radical, CH₃C(O)CH₂O₂, has been measured at room temperature by Cox et al.,² Bridier et al.,¹ and Nielsen et al.³ The spectra from Cox et al.² and Nielsen et al.³ are in good agreement but differ significantly from the spectrum reported by Bridier et al.¹ The spectrum reported by Cox et al.² and Nielsen et al.³ exhibit two absorption features in the 200–340 nm region; a strong band at wavelengths <260 nm and a fairly weak band centered at 300 nm. Nielsen et al.³ determined the cross section of the acetonylperoxy radical at 240 nm to be $(2.03 \pm 0.22) \times 10^{-18} \text{ cm}^2 \text{ molecule}^{-1}$ relative to the well-established absorption cross section of CH₃O₂. The cross sections of Cox et al.,² renormalized to the absolute value at 240 nm of Nielsen et al.,³ are recommended and listed in Table 4D-11.

Photolysis Quantum Yields and Product Studies: No recommendation.

Table 4D-11. Recommended Absorption Cross Sections of CH₃C(O)CH₂O₂ at 298 K

λ (nm)	$10^{20} \sigma$ (cm ²)
225	313
230	254
235	228
240	203
245	186
250	157
255	135
260	111
270	101
280	106
290	111
300	112
310	110
320	104
330	92
340	71
350	51
360	33
370	17
380	7

Note:

Cox et al.,² normalized to the 240 nm cross section from Nielsen et al.³

- (1) Bridier, I.; Veyret, B.; Lesclaux, R.; Jenkin, M. E. Flash photolysis study of the UV spectrum and kinetics of reactions of the acetylperoxy radical. *J. Chem. Soc. Faraday Trans.* **1993**, *89*, 2993-2997.
- (2) Cox, R. A.; Munk, J.; Nielsen, O. J.; Pagsberg, P.; Ratajczak, P. Ultraviolet absorption spectra and kinetics of acetyl and acetylperoxy radicals. *Chem. Phys. Lett.* **1990**, *173*, 206-210.
- (3) Nielsen, O. J.; Johnson, M. S.; Wallington, T. J.; Christensen, L. K.; Platz, J. UV absorption cross sections of HO₂, CH₃O₂, C₂H₅O₂ and CH₃C(O)CH₂O₂ radicals and mechanism of the reactions of F and Cl atoms with CH₃C(O)CH₃. *Int. J. Chem. Kinet.* **2002**, *34*, 283-291, doi:10.1002/kin.10037.

D10. CH₃OOH (methylhydroperoxide)

[Back to Index](#)



(Recommendation: 10-6, Note: 10-6, Evaluated: 10-6)

Absorption Cross Sections: The absorption spectrum of CH₃OOH (methylhydroperoxide) was measured at room temperature by Cox and Tyndall² (210–280 nm), Nozière et al.⁵ (220–250 nm), Molina and Arguello⁴ (210–350 nm), Vaghjiani and Ravishankara⁸ (210–365 nm), Blitz et al.¹ (210–355 nm), Matthews et al.³ (365–405 nm), and Roehl et al.⁶ (305–365 nm).

Vaghjiani and Ravishankara⁸ measured the cross sections of CH₃OOH by monitoring the CH₃OOH concentration via trapping and titration. These results are recommended and are listed in Table 4D-12. The earlier results of Molina and Arguello⁴ are consistently 40% higher than the values shown in Table 4D-12. This difference is believed to be due to difficulty in trapping CH₃OOH and measuring its concentration. The results of Blitz et al.¹ are consistently 30% smaller than the data of Vaghjiani and Ravishankara⁸ in the range 225–325 nm and are unreliable above 325 nm due to baseline problems during their measurements. The absorption cross sections of Roehl et al.⁶ determined using action spectroscopy are 8-21 % greater than those measured by Vaghjiani and Ravishankara.⁸ Similar absorption measurements were performed by Matthews et al.³ in the weak tail of the absorption band up to 405 nm. Their cross sections were normalized to the value of Vaghjiani and Ravishankara⁸ at 355 nm and are included in the recommendation in Table 4D-12.

Matthews et al.³ also measured the absorption of the ν_{OH} overtone band near 620 nm as $(3.6 \pm 0.4) \times 10^{-24}$ $\text{cm}^2 \text{ molecule}^{-1}$.

Photolysis Quantum Yields and Product Studies: CH_3OOH dissociates to give CH_3O with unit quantum yield $\Phi_1 = 1.00 \pm 0.18$ (Vaghjiani and Ravishankara⁹). These authors also observed some production of H (quantum yield of 0.038 ± 0.007) and O atoms (quantum yield <0.007) at shorter wavelengths (i.e., 193 nm).

Thelen et al.⁷ report unit quantum yields for OH production at 248 and 193 nm that are in agreement with the results of Vaghjiani and Ravishankara.⁸ Quantum yields for OH and CH_3O were also measured by Blitz et al.¹ in the wavelength range 223–355 nm. These authors have shown that the quantum yield for both OH and CH_3O production is unity across this range of wavelengths.

Table 4D-12. Recommended Absorption Cross Sections of CH_3OOH at 298 K

λ (nm)	$10^{20} \sigma$ (cm^2)	λ (nm)	$10^{20} \sigma$ (cm^2)
210	31.2	310	0.239
215	20.9	315	0.182
220	15.4	320	0.137
225	12.2	325	0.105
230	9.62	330	0.079
235	7.61	335	0.061
240	6.05	340	0.047
245	4.88	345	0.035
250	3.98	350	0.027
255	3.23	355	0.021
260	2.56	360	0.016
265	2.11	365	0.012
270	1.70	370	0.0075
275	1.39	375	0.0052
280	1.09	380	0.0040
285	0.863	385	0.0025
290	0.691	390	0.0014
295	0.551	395	0.0010
300	0.413	400	0.0006
305	0.313	405	0.0003

Note:

210–365 nm: data of Vaghjiani and Ravishankara⁹

370–405, 620 nm: data of Matthews et al.³

- Blitz, M. A.; Heard, D. E.; Pilling, M. J. Wavelength dependent photodissociation of CH_3OOH . Quantum yields for CH_3O and OH, measurement of the OH + CH_3OOH rate constant. *J. Photochem. Photobiol. A: Chem.* **2005**, *176*, 107-113, doi:10.1016/j.jphotochem.2005.09.017.
- Cox, R. A.; Tyndall, G. Rate constants for reactions of CH_3O_2 in the gas phase. *Chem. Phys. Lett.* **1979**, *65*, 357-360.
- Matthews, J.; Sinha, A.; Francisco, J. S. The importance of weak absorption features in promoting tropospheric radical production. *Proc. Natl. Acad. Sci.* **2005**, *102*, 7449-7452, doi:10.1073/pnas.0502687102.
- Molina, M. J.; Arguello, G. Ultraviolet absorption spectrum of methylhydroperoxide vapor. *Geophys. Res. Lett.* **1979**, *6*, 953-955.
- Nozière, B.; Lesclaux, R.; Hurley, M. D.; Dearth, M. A.; Wallington, T. J. A kinetic and mechanistic study of the self-reaction and reaction with HO_2 of the benzylperoxy radical. *J. Phys. Chem.* **1994**, *98*, 2864-2873.
- Roehl, C. M.; Marka, Z.; Fry, J. L.; Wennberg, P. O. Near-UV photolysis cross sections of CH_3OOH and HOCH_2OOH determined via action spectroscopy. *Atmos. Chem. Phys.* **2007**, *7*, 713-720.
- Thelen, M.-A.; Felder, P.; Huber, J. R. The photofragmentation of methyl hydroperoxide CH_3OOH at 193 and 248 nm in a cold molecular beam. *Chem. Phys. Lett.* **1993**, *213*, 275-281.
- Vaghjiani, G. L.; Ravishankara, A. R. Absorption cross sections of CH_3OOH , H_2O_2 , and D_2O_2 vapors between 210 and 365 nm at 297 K. *J. Geophys. Res.* **1989**, *94*, 3487-3492.

- (9) Vaghjiani, G. L.; Ravishankara, A. R. Photodissociation of H₂O₂ and CH₃OOH at 248 nm and 298 K: Quantum yields for OH, O(³P) and H(²S). *J. Chem. Phys.* **1990**, *92*, 996-1003.

D11. HOCH₂OOH (hydroxymethyl hydroperoxide)

[Back to Index](#)



(Recommendation: 10-2, Note: 10-6, Evaluated: 10-6)

Absorption Cross Sections: The UV absorption spectrum of hydroxymethyl hydroperoxide, HOCH₂OOH, was measured at 298 K by Bauerle and Moortgat¹ in the range 205–360 nm, using a combination of diode array and FTIR spectroscopy. The absorption cross sections were also determined via action spectroscopy of the OH product by Roehl et al.³ in the range 310–360 nm. The cross sections measured by Roehl et al.³ were normalized to the value of Bauerle and Moortgat¹ at 320 nm. Their values are in reasonable agreement (within 20%) between 310 and 340 nm but are lower than those of Bauerle and Moortgat¹ at longer wavelengths (e.g. 33% at 350 nm). The recommended cross sections listed in Table 4D-13 are taken from Bauerle and Moortgat¹ in the range 205–305 nm, and from the average of the values of Bauerle and Moortgat¹ and Roehl et al.³ for the region 310–380 nm.

Photolysis Quantum Yields and Product Studies: The photolysis process is assumed to occur with unity quantum yield, Φ₁, at wavelengths greater than 290 nm, in analogy with CH₃OOH. Overtone photodissociation spectrum and quantum yields were obtained in the OH-stretching region for the 4ν_{OH} (centered at 750 and 738 nm for the OO–H and RO–H bands, respectively) and 5ν_{OH} (centered at 617 and 604 nm for the OO–H and RO–H bands, respectively) transitions by Fry et al.² Overtone photodissociation is not expected to be significant under atmospheric conditions.

Table 4D-13. Recommended Absorption Cross Sections of HOCH₂OOH at 298 K

λ (nm)	10 ²⁰ σ (cm ²)	λ (nm)	10 ²⁰ σ (cm ²)
205	26.9	285	0.75
210	22.6	290	0.63
215	18.7	295	0.51
220	15.5	300	0.40
225	12.5	305	0.29
230	10.1	310	0.23
235	7.89	315	0.18
240	5.98	320	0.13
245	4.68	325	0.098
250	3.78	330	0.072
255	2.88	335	0.056
260	2.31	340	0.042
265	1.81	345	0.032
270	1.48	350	0.025
275	1.21	355	0.019
280	0.93	360	0.014

Note:

205–305 nm: Bauerle and Moortgat¹

310–380 nm: average of data from Bauerle and Moortgat¹ and Roehl et al.³

- (1) Bauerle, S.; Moortgat, G. K. Absorption cross-sections of HOCH₂OOH vapor between 205 and 360 nm at 298 K. *Chem. Phys. Lett.* **1999**, *309*, 43-48.
- (2) Fry, J.; Matthews, L. J.; Lane, J. R.; Sinha, A.; Kjaergaard, H. G.; Wennberg, P. O. OH-Stretch vibrational spectroscopy of hydroxymethyl hydroperoxide. *J. Phys. Chem. A* **2006**, *110*, 7072-7079, doi:10.1021/jp0612127.
- (3) Roehl, C. M.; Marka, Z.; Fry, J. L.; Wennberg, P. O. Near-UV photolysis cross sections of CH₃OOH and HOCH₂OOH determined via action spectroscopy. *Atmos. Chem. Phys.* **2007**, *7*, 713-720.

D12. CH₃ONO (methyl nitrite)[Back to Index](#)

(Recommendation: 10-6, Note: 10-6, Evaluated: 10-6)

Absorption Cross Sections. The UV/vis absorption spectrum of methyl nitrite (CH₃ONO) extends over the wavelength range between 190 and 440 nm and has a strong continuous band in the UV (190–300 nm) with a maximum near 214 nm. A sharply banded region exists in the near UV/vis region (300–440 nm) with nine absorption peaks, the strongest at ~339 nm. The spectrum has been measured at room temperature by McMillan,¹ Taylor et al.,⁴ and Maricq and Wallington² while single wavelength absorption measurements have been reported by Napier and Norrish³ at 215 and 339 nm at 298 K and by Wiebe and Heicklen⁵ at 366 nm for temperatures in the range 298–423 K. Good agreement exists among these studies for the shape of the UV part of the spectrum. However, a slight wavelength shift is apparent (up to 4 nm) in the peak absorptions measured by Taylor et al.⁴ and McMillan.¹ Taylor et al.⁴ reported the cross section at the short wavelength band maximum near 215 nm to be $(4.59 \pm 0.58) \times 10^{-18}$ compared to 4.97×10^{-18} by Napier and Norrish,³ 4.2×10^{-18} by McMillan,¹ and 4.47×10^{-18} cm² molecule⁻¹ by Maricq and Wallington.² The cross section of $(3.24 \pm 0.16) \times 10^{-19}$ measured by Taylor et al.⁴ at 339 ± 1 nm is in agreement with the values of 3.4×10^{-19} and 3.1×10^{-19} cm² molecule⁻¹ reported by Napier and Norrish³ and McMillan,¹ respectively. The spectrum measured by Taylor et al.⁴ is recommended and listed in Table 4D-14.

Photolysis Quantum Yields and Product Studies: The quantum yield for the dissociation in the banded region (300–400 nm) was measured by Wiebe et al.⁶ to be $\Phi_1 = 0.76$ at 366 nm.

Table 4D-14. Recommended Absorption Cross Sections of CH₃ONO at 298 K

λ (nm)	$10^{20} \sigma$ (cm ²)	λ (nm)	$10^{20} \sigma$ (cm ²)	λ (nm)	$10^{20} \sigma$ (cm ²)
190	180	306	6.2	362	15
195	240	310	9.0	364	17.2
200	300	312	8.0	366	17.4
205	370	314	7.0	368	12.4
210	430	316	10.5	370	12.4
215	455	318	14	372	12.0
220	440	320	10	374	10.0
225	390	322	8.0	376	8.0
230	340	324	10	378	6.0
235	280	326	13	380	5.05
240	230	328	18	382	5.1
245	180	330	23	384	5.4
250	140	332	13	386	5.6
255	105	334	10.2	388	5.2
260	80	339	32.4	390	4.3
265	57	342	19	395	1.4
270	41	345	13	400	0.5
275	29	348	18	405	0.2
280	20	350	29	410	0.1
285	13.5	352	31.5	415	0.045
290	10.0	354	24	420	0.022
295	8.0	356	19	425	0.011
300	6.9	358	15	430	0.006
302	7.1	360	14	440	0.0015

Note:

Taylor et al.⁴

- (1) Calvert, J. G.; Pitts, J. N. *Photochemistry*; John Wiley & Sons, Inc.: New York, 1966; pp 783.
- (2) Maricq, M. M.; Wallington, T. J. Absolute ultraviolet cross sections of methyl and ethyl peroxy radicals. *J. Phys. Chem.* **1992**, *96*, 982-986, doi:10.1021/j100181a081.
- (3) Napier, I. M.; Norrish, R. G. W. The photolysis and pyrolysis of nitromethane and methyl nitrite. *Proc. Roy. Soc. London A* **1967**, *299*, 317-336.

- (4) Taylor, W. D.; Allston, T. D.; Moscato, M. J.; Fazekas, G. B.; Koslowski, R.; Takacs, G. A. Atmospheric photodissociation lifetimes for nitromethane, methyl nitrite, and methyl nitrate. *Int. J. Chem. Kinet.* **1980**, *12*, 231-240.
- (5) Wiebe, H. A.; Heicklen, J. Photolysis of methyl nitrite. *J. Am. Chem. Soc.* **1973**, *95*, 1-7, doi:10.1021/ja00782a001.
- (6) Wiebe, H. A.; Villa, A.; Hellman, T. M.; Heicklen, J. Photolysis of methyl nitrite in the presence of nitric oxide, nitrogen dioxide, and oxygen. *J. Am. Chem. Soc.* **1973**, *95*, 7-13.

D13. CH₃ONO₂ (methylnitrate)

[Back to Index](#)

CH ₃ ONO ₂ + hv → CH ₃ O + NO ₂	172 kJ mol ⁻¹	697 nm	(1)
→ HCHO + HONO		All	(2)
→ HCHO + NO + OH	240 kJ mol ⁻¹	497 nm	(3)
→ CH ₃ ONO + O(³ P)	306 kJ mol ⁻¹	391 nm	(4)
→ CH ₃ + NO ₃	348 kJ mol ⁻¹	344 nm	(5)
→ CH ₂ ONO ₂ + H	407 kJ mol ⁻¹	294 nm	(6)
→ CH ₃ O + NO + O(³ P)	479 kJ mol ⁻¹	250 nm	(7)
→ CH ₃ ONO + O(¹ D)	496 kJ mol ⁻¹	241 nm	(8)

(Recommendation: 10-6, Note: 10-6, Evaluated: 10-6)

Absorption Cross Sections: The UV absorption spectrum of methylnitrate (CH₃ONO₂) displays a strong continuous band in the region (190–250 nm) and a weaker band in the range (250–345 nm). The spectrum was measured at room temperature by McMillan¹ (201–323 nm), Maria et al.³ (235–305 nm), Taylor et al.⁷ (190–330 nm), Roberts and Fajer⁵ (270–330 nm), Libuda and Zabel² (235–345 nm) and by Rattigan et al.⁴ (220–335 nm) over the range 233–294 K, and Talukdar et al.⁶ (236–334 nm) over the range 240–360 K. Good agreement exists at wavelengths <240 nm between the absorption cross sections measured by Taylor et al.⁷ and Rattigan et al.⁴ In the wavelength range 240–340 nm there is good agreement between the measurements of Roberts and Fajer,⁵ Libuda and Zabel,² Rattigan et al.,⁴ and Talukdar et al.⁶ The values of Taylor et al.⁷ are consistently larger at λ >270 nm. Between 235 and 280 nm the absorption cross sections measured by Talukdar et al.⁶ are nearly independent of temperature but for λ >290 nm the cross sections decrease with decreasing temperature. At 330 nm the cross sections decrease by almost a factor of two between 298 and 240 K. Talukdar et al.⁶ parameterized the absorption cross section temperature dependence using the expression

$$\sigma(\lambda, T) = \sigma(\lambda, 298 \text{ K}) \times \exp [B(\lambda) (T - 298)]$$

The absorption cross sections measured at 298 K by Taylor et al.⁷ are recommended between 190 and 235 nm and those of Talukdar et al.⁶ in the range 236–344 nm, Table 4D-15. The temperature dependence from Talukdar et al.⁶ is recommended and the B(λ) coefficients are listed in Table 4D-15.

Photolysis Quantum Yields and Product Studies: The photodissociation quantum yield for CH₃ONO₂ to produce NO₂ and CH₃O was measured by Talukdar et al.⁶ to be Φ₁ = 0.91 ± 0.20 at 248 nm. Upper limits for the other channels at 248 nm were determined to be Φ₂ <0.05, Φ₃ <0.005, Φ₄₊₈ <0.1 and Φ₅ <0.015 ± 0.01. It is expected that the quantum yield Φ₁ is unity at wavelengths >248 nm. Oxygen atoms were measured with a quantum yield of 0.65 ± 0.15 at 193 nm and <0.01 at 248 and 308 nm. Yang et al.⁸ studied the photodissociation of jet-cooled CH₃ONO₂ at 193 and 248 nm and found channel (1) to be the principal photolysis product channel with relative yields of 0.7 and 1 at 193 and 248 nm, respectively. They also reported an O(¹D) yield of 0.3 at 193 nm.

Table 4D-15. Recommended Absorption Cross Sections of CH₃ONO₂ at 298 K

λ (nm)	$10^{20} \sigma$ (cm ²)	$10^3 B$	λ (nm)	$10^{20} \sigma$ (cm ²)	$10^3 B$	λ (nm)	$10^{20} \sigma$ (cm ²)	$10^3 B$
190	1800	–	260	3.07	2.81	304	0.241	5.43
195	1500	–	262	2.96	2.84	306	0.194	5.67
200	1180	–	264	2.84	2.89	308	0.154	6.00
205	700	–	266	2.72	2.94	310	0.121	6.27
210	360	–	268	2.57	3.01	312	0.0940	6.68
215	145	–	270	2.42	3.08	314	0.0723	7.13
220	70	–	272	2.27	3.15	316	0.0548	7.54
225	33	–	274	2.10	3.24	318	0.0412	8.00
230	18	–	276	1.94	3.32	320	0.0304	8.88
235	10	–	278	1.77	3.40	322	0.0228	9.32
236	8.27	3.35	280	1.61	3.51	324	0.0164	10.3
238	6.77	3.44	282	1.45	3.61	326	0.01187	10.7
240	5.66	3.49	284	1.29	3.72	328	0.00868	11.5
242	4.88	3.45	286	1.14	3.84	330	0.00618	13.8
244	4.34	3.36	288	1.00	3.96	332	0.00447	15.5
246	3.97	3.24	290	0.871	4.08	334	0.00311	16.1
248	3.72	3.10	292	0.754	4.21	336	0.00216	–
250	3.56	2.97	294	0.642	4.38	338	0.00161	–
252	3.44	2.88	296	0.519	4.56	340	0.00116	–
254	3.34	2.82	298	0.435	4.72	342	0.000812	–
256	3.25	2.79	300	0.364	4.91	344	0.0004687	–
258	3.16	2.80	302	0.298	5.14			

Note:

190–235 nm: Taylor et al.⁷

236–344 nm: Talukdar et al.⁶

B(λ) are the temperature coefficients in the expression $\sigma(\lambda, T) = \sigma(\lambda, 298 \text{ K}) \times \exp [B(\lambda) (T - 298)]$, after Talukdar et al.⁶

- (1) Calvert, J. G.; Pitts, J. N. *Photochemistry*; John Wiley & Sons, Inc.: New York, 1966; pp 783.
- (2) Libuda, H. G.; Zabel, F. UV absorption cross sections of acetyl peroxyxynitrate and trifluoroacetyl peroxyxynitrate at 298 K. *Ber. Bunsenges. Phys. Chem.* **1995**, *99*, 1205-1213.
- (3) Maria, H. J.; McDonald, J. R.; McGlynn, S. R. Electronic absorption spectrum of nitrate ion and boron trihalides. *J. Am. Chem. Soc.* **1973**, *95*, 1050-1056.
- (4) Rattigan, O.; Lutman, R. L.; Jones, R. L.; Cox, R. A. Temperature-dependent absorption cross-sections of gaseous nitric acid and methyl nitrate. *J. Photochem. Photobiol. A: Chem.* **1992**, *66*, 313-326.
- (5) Roberts, J. M.; Fajer, R. W. UV absorption cross sections of organic nitrates of potential atmospheric importance and estimation of atmospheric lifetimes. *Environ. Sci. Technol.* **1989**, *23*, 945-951, doi:10.1021/es00066a003.
- (6) Talukdar, R. K.; Burkholder, J. B.; Hunter, M.; Gilles, M. K.; Roberts, J. M.; Ravishankara, A. R. Atmospheric fate of several alkyl nitrates. Part 2. UV absorption cross-sections and photodissociation quantum yields. *J. Chem. Soc. Faraday Trans.* **1997**, *93*, 2797-2805.
- (7) Taylor, W. D.; Allston, T. D.; Moscato, M. J.; Fazekas, G. B.; Koslowski, R.; Takacs, G. A. Atmospheric photodissociation lifetimes for nitromethane, methyl nitrite, and methyl nitrate. *Int. J. Chem. Kinet.* **1980**, *12*, 231-240.
- (8) Yang, X.; Felder, P.; Huber, J. R. Photodissociation of methyl nitrate in a molecular beam. *J. Phys. Chem.* **1993**, *97*, 10903-10910.

D14. CH₃O₂NO₂ (methylperoxyxynitrate)

[Back to Index](#)



(Recommendation: 10-6, Note: 10-6, Evaluated: 10-6)

Absorption Cross Sections: The UV absorption spectrum of CH₃O₂NO₂ (methylperoxyxynitrate) has been measured by Cox and Tyndall² (200–310 nm) at 275 K, Morel et al.³ (200–290 nm) at 296 K, Sander and

Watson⁴ (240–280 nm) at 298 K, and Bridier et al.¹ (200–280 nm) at 298 K. The spectrum has a strong absorption band below 225 nm and a moderate band at longer wavelengths. The reported cross sections are in reasonable agreement in the range 230–250 nm but scatter in the cross section data exists at both shorter and longer wavelengths. The recommended cross sections listed in Table 4D-16 are a smoothed average of the data from the four studies.

Photolysis Quantum Yields and Product Studies: No recommendation.

Table 4D-16. Recommended Absorption Cross Sections of CH₃O₂NO₂ at 298 K

λ (nm)	$10^{20} \sigma$ (cm ²)
200	525
205	370
210	235
215	150
220	100
225	65
230	60
235	55
240	50
245	46
250	40
255	32
260	26
265	20
270	16
275	13
280	10
285	7
290	4

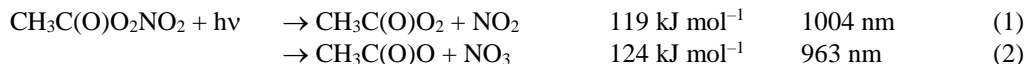
Note:

200–290 nm: Smoothed average of the data from Cox and Tyndall,² Morel et al.,³ Sander and Watson,⁴ and Bridier et al.¹

- (1) Bridier, I.; Lesclaux, R.; Veyret, B. Flash photolysis kinetic study of the equilibrium CH₃O₂ + NO₂ ↔ CH₃O₂NO₂. *Chem. Phys. Lett.* **1992**, *191*, 259-263.
- (2) Cox, R. A.; Tyndall, G. Rate constants for reactions of CH₃O₂ in the gas phase. *Chem. Phys. Lett.* **1979**, *65*, 357-360.
- (3) Morel, O.; Simonaitis, R.; Heicklen, J. Ultraviolet absorption spectra of HO₂NO₂, CCl₃O₂NO₂, CCl₂FO₂NO₂, and CH₃O₂NO₂. *Chem. Phys. Lett.* **1980**, *73*, 38-41.
- (4) Sander, S. P.; Watson, R. T. Kinetic studies of the reactions of CH₃O₂ with NO, NO₂, and CH₃O₂ at 298 K. *J. Phys. Chem.* **1980**, *84*, 1664-1674, doi:10.1021/j100450a002.

D15. CH₃C(O)O₂NO₂ (peroxyacetyl nitrate, PAN)

[Back to Index](#)



(Recommendation: 06-2, Note 10-6, Evaluated 10-6)

Absorption Cross Sections. The absorption cross sections of CH₃C(O)O₂NO₂ (peroxyacetyl nitrate, PAN) have been measured at room temperature by Stephens¹⁰ (220–450 nm), Senum et al.⁹ (200–300 nm), Basco and Parmar¹ (210–250 nm), and Libuda and Zabel⁶ (219–325 nm) and at 250, 273, and 298 K by Talukdar et al.¹¹ (196–350 nm). The studies are in reasonable agreement. The data of Talukdar et al.¹¹ and Libuda and Zabel⁶ agree within 10% at wavelengths <300 nm. The data of Stephens¹⁰ and Basco and Parmar¹ are greater by up to 20 and 45%, respectively. The Senum et al.⁹ cross sections are systematically less than the data of Talukdar et al.¹¹ Libuda and Zabel⁶ carried out simultaneous UV and IR studies that showed that their measured cross sections needed to be corrected for impurities that are transparent in the UV but contribute to the sample pressure in the absorption cell. The corrections were on the order of 20%. The recommended absorption cross sections listed in Table 4D-17 are taken from Talukdar et al.,¹¹ which are in good agreement

with those of Libuda and Zabel⁶ but include a wider spectral coverage and temperature range. The uncertainties in the cross sections are estimated to be of the order of a factor of 2 in the long wavelength region but smaller at shorter wavelengths, decreasing to about 10% at 220 nm.

A systematic decrease of the absorption cross sections with decreasing temperature was observed by Talukdar et al.¹¹ The temperature dependence was parameterized using the expression

$$\ln \sigma(\lambda, T) = \ln \sigma(\lambda, 298 \text{ K}) + B(\lambda)(T - 298)$$

The temperature coefficients $B(\lambda)$ are listed in Table 4D-17.

Photolysis Quantum Yields and Product Studies. Photolysis quantum yields for the production of NO_2 and NO_3 at 248 nm were reported by Mazely et al.^{7,8}: $\Phi(\text{NO}_2, 248 \text{ nm}) = 0.83 \pm 0.09$ and $\Phi(\text{NO}_3, 248 \text{ nm}) = 0.3 \pm 0.1$. The NO_3 quantum yield was obtained relative to the unity NO_3 quantum yield in the photolysis of N_2O_5 at 248 nm. However, this latter quantum yield was re-measured to be 0.8 ± 0.1 by Harwood et al.,⁴ so that the $\Phi(\text{NO}_3, 248 \text{ nm})$ should be rescaled to 0.24. Quantum yields for the production of NO_3 in the photolysis of $\text{CH}_3\text{C}(\text{O})\text{O}_2\text{NO}_2$ at 248 and 308 nm were also measured by Harwood et al.⁵: $\Phi(\text{NO}_3, 248 \text{ nm}) = 0.19 \pm 0.04$ and $\Phi(\text{NO}_3, 308 \text{ nm}) = 0.41 \pm 0.10$. Flowers et al.² studied the photolysis of PAN at 289 nm and detected NO_3 using cavity ring-down spectroscopy. They obtained $\Phi(\text{NO}_3, 289 \text{ nm}) = 0.31 \pm 0.08$ relative to the unity NO_3 quantum yield in the photolysis of N_2O_5 at that wavelength. In a second study, Flowers et al.³ measured the wavelength dependence of $\Phi(\text{NO}_3)$: at 294 nm (0.29 ± 0.07), 299 nm (0.28 ± 0.07), 308 nm (0.28 ± 0.05), and 312 nm (0.39 ± 0.07). These results indicate that between 289 and 308 nm the NO_3 quantum yield is nearly constant with $\Phi(\text{NO}_3) = 0.29 \pm 0.07$. An increase of $\Phi(\text{NO}_3)$ at longer wavelengths cannot be ruled out. The recommend quantum yields are $\Phi(\text{NO}_2) = 0.7$ and $\Phi(\text{NO}_3) = 0.3$ for $\lambda > 300 \text{ nm}$.

Table 4D-17. Recommended Absorption Cross Sections of $\text{CH}_3\text{C}(\text{O})\text{O}_2\text{NO}_2$ at 298 K and Temperature Coefficients

λ (nm)	$10^{20} \sigma$ (cm^2)	$10^3 B$ (K^{-1})	λ (nm)	$10^{20} \sigma$ (cm^2)	$10^3 B$ (K^{-1})	λ (nm)	$10^{20} \sigma$ (cm^2)	$10^3 B$ (K^{-1})
196	429	2.02	248	14.6	3.64	300	0.189	8.44
198	398	1.73	250	12.9	3.76	302	0.152	8.61
200	361	1.36	252	11.4	3.87	304	0.125	8.76
202	325	1.07	254	10.0	3.98	306	0.0998	8.87
204	292	0.86	256	8.86	4.10	308	0.0816	9.01
206	261	0.75	258	7.80	4.23	310	0.0666	9.13
208	226	0.71	260	6.85	4.38	312	0.0538	9.30
210	196	0.75	262	6.01	4.53	314	0.0462	9.46
212	168	0.84	264	5.23	4.68	316	0.0363	9.57
214	143	0.97	266	4.54	4.82	318	0.0300	9.75
216	122	1.12	268	3.94	4.97	320	0.0252	10.0
218	104	1.29	270	3.37	5.14	322	0.0199	10.2
220	89.7	1.47	272	2.87	5.34	324	0.0166	10.4
222	77.7	1.64	274	2.45	5.55	326	0.0140	10.6
224	67.6	1.81	276	2.07	5.76	328	0.0117	10.7
226	59.3	1.98	278	1.74	5.98	330	0.0106	10.9
228	52.0	2.14	280	1.46	6.20	332	0.00857	11.2
230	45.8	2.30	282	1.21	6.43	334	0.0072*	11.5
232	40.4	2.46	284	1.01	6.67	336	0.0061*	11.7
234	35.5	2.63	286	0.810	6.90	338	0.0050*	11.9
236	31.4	2.80	288	0.648	7.15	340	0.0042*	12.2
238	27.9	2.96	290	0.537	7.39	342	0.0035*	12.4
240	24.4	3.11	292	0.447	7.63	344	0.0029*	12.5
242	21.5	3.25	294	0.369	7.86	346	0.0024*	
244	18.8	3.39	296	0.297	8.08	348	0.0020*	
246	16.6	3.52	298	0.245	8.27	350	0.0016*	

Note:

Absorption cross sections σ : 196–350 nm, Talukdar et al.¹¹

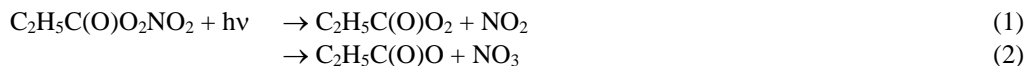
Temperature coefficients B : 250–298 K, Talukdar et al.¹¹ ($\ln \sigma(\lambda, T) = \ln \sigma(\lambda, 298 \text{ K}) + B(T-298)$)

* Data between 334 and 350 nm were smoothed.

- (1) Basco, N.; Parmar, S. S. The reaction of acetylperoxy radicals. *Int. J. Chem. Kinet.* **1987**, *19*, 115-128.
- (2) Flowers, B. A.; Angerhofer, M. E.; Simpson, W. R.; Nakayama, T.; Matsumi, Y. Nitrate radical quantum yield from peroxyacetyl nitrate photolysis. *J. Phys. Chem. A* **2005**, *109*, 2252-2558, doi:10.1021/jp045529n.
- (3) Flowers, B. A.; Stanton, J. F.; Simpson, W. R. Wavelength dependence of nitrate radical quantum yield from peroxyacetyl nitrate photolysis: Experimental and theoretical studies. *J. Phys. Chem. A* **2007**, *111*, 11602-11607, doi:10.1021/jp0749118.
- (4) Harwood, M. H.; Burkholder, J. B.; Ravishankara, A. R. Photodissociation of BrONO₂ and N₂O₅: Quantum yields for NO₃ production at 248, 308, and 352.5 nm. *J. Phys. Chem. A* **1998**, *102*, 1309-1317.
- (5) Harwood, M. H.; Roberts, J. M.; Frost, G. J.; Ravishankara, A. R.; Burkholder, J. B. Photochemical studies of CH₃C(O)OONO₂ (PAN) and CH₃CH₂C(O)OONO₂ (PPN): NO₃ quantum yields. *J. Phys. Chem. A* **2003**, *107*, 1148-1154, doi:10.1021/jp0264230.
- (6) Libuda, H. G.; Zabel, F. UV absorption cross sections of acetyl peroxy nitrate and trifluoroacetyl peroxy nitrate at 298 K. *Ber. Bunsenges. Phys. Chem.* **1995**, *99*, 1205-1213.
- (7) Mazely, T. L.; Friedl, R. R.; Sander, S. P. The production of NO₂ from the photolysis of peroxyacetyl nitrate. *J. Phys. Chem.* **1995**, *99*, 8162-8169.
- (8) Mazely, T. L.; Friedl, R. R.; Sander, S. P. Quantum yield of NO₃ from peroxyacetyl nitrate photolysis. *J. Phys. Chem.* **1997**, *101*, 7090-7097.
- (9) Senum, G. I.; Lee, Y.-N.; Gaffney, J. S. Ultraviolet absorption spectrum of peroxyacetyl nitrate and peroxypropionyl nitrate. *J. Phys. Chem.* **1984**, *88*, 1269-1270, doi:10.1021/j150651a001.
- (10) Stephens, E. R. The formation, reactions, and properties of peroxyacetyl nitrates (PANs) in photochemical air pollution. *Adv. Environ. Sci. Technol.* **1969**, *1*, 119-146.
- (11) Talukdar, R. K.; Burkholder, J. B.; Schmoltner, A.-M.; Roberts, J. M.; Wilson, R.; Ravishankara, A. R. PAN: Temperature dependent UV absorption cross sections and rate coefficient for reaction with OH. *J. Geophys. Res.* **1995**, *100*, 14163-14173.

D16. C₂H₅C(O)O₂NO₂ (peroxypropionyl nitrate, PPN)

[Back to Index](#)



(Recommendation: 06-2, Note: 10-6, Evaluated: 10-6)

Absorption Cross Sections: The absorption cross sections of C₂H₅C(O)O₂NO₂ (peroxypropionyl nitrate, PPN) have been measured at room temperature by Senum et al.² (200–300 nm) and at 253, 273, and 296 K by Harwood et al.¹ (210–340 nm). The absorption spectrum shows monotonically decreasing absorption cross sections with increasing wavelength over the range 200–340 nm. The absorption cross sections reported by Harwood et al.¹ are larger than those reported by Senum et al.² over the common wavelength range by ~10% at 210 nm up to ~30% at 300 nm. A wavelength dependent systematic decrease of the absorption cross sections with decreasing temperature was reported by Harwood et al.¹ The temperature dependence was parameterized to the empirical expression

$$\ln \sigma(\lambda, T) = \ln \sigma(\lambda, 296 \text{ K}) + B(\lambda)(T - 296)$$

The recommended absorption cross sections and temperature coefficients in Table 4D-18 are taken from Harwood et al.¹

Photolysis Quantum Yield and Product Studies: Quantum yields for the production of NO₃ in the photolysis of C₂H₅C(O)O₂NO₂ at 248 and 308 nm were measured by Harwood et al.¹ to be Φ₂(248 nm) = 0.22 ± 0.04 and Φ₂(308 nm) = 0.39 ± 0.04.

Table 4D-18. Recommended Absorption Cross Sections of C₂H₅C(O)O₂NO₂ at 296 K and Temperature Coefficients

λ (nm)	$10^{20} \sigma$ (cm ²)	$10^3 B$ (K ⁻¹)	λ (nm)	$10^{20} \sigma$ (cm ²)	$10^3 B$ (K ⁻¹)	λ (nm)	$10^{20} \sigma$ (cm ²)	$10^3 B$ (K ⁻¹)
210	174	1.22	254	9.27	3.25	298	0.325	10.3
212	154	1.20	256	8.23	3.47	300	0.273	10.8
214	135	1.19	258	7.28	3.69	302	0.228	11.2
216	115	1.20	260	6.44	3.92	304	0.192	11.7
218	99.9	1.21	262	5.66	4.17	306	0.162	12.2
220	86.1	1.24	264	4.96	4.42	308	0.136	12.6
222	74.7	1.27	266	4.35	4.69	310	0.114	13.2
224	64.8	1.32	268	3.80	4.96	312	0.0962	13.6
226	56.9	1.37	270	3.31	5.25	314	0.0835	14.2
228	49.6	1.44	272	2.87	5.54	316	0.0689	14.7
230	43.6	1.52	274	2.48	5.85	318	0.0571	15.2
232	38.3	1.60	276	2.14	6.17	320	0.0491	15.8
234	33.6	1.70	278	1.84	6.49	322	0.0443	16.3
236	29.5	1.81	280	1.57	6.83	324	0.0354	16.9
238	25.8	1.93	282	1.33	7.18	326	0.0282	17.5
240	22.6	2.06	284	1.12	7.54	328	0.0242	18.1
242	19.8	2.20	286	0.940	7.91	330	0.0206	18.7
244	17.4	2.35	288	0.790	8.29	332	0.0174	19.3
246	15.3	2.51	290	0.662	8.68	334	0.0146	19.9
248	13.5	2.68	292	0.551	9.08	336	0.0107	20.5
250	11.9	2.86	294	0.462	9.49	338	0.0090	21.2
252	10.5	3.05	296	0.389	9.91	340	0.0066	21.8

Note:

Absorption cross sections

Harwood et al.¹

Temperature coefficients

Harwood et al.¹ (253–296 K), $\ln \sigma(\lambda, T) = \ln \sigma(\lambda, 298 \text{ K}) + B(\lambda)(T - 298)$

- (1) Harwood, M. H.; Roberts, J. M.; Frost, G. J.; Ravishankara, A. R.; Burkholder, J. B. Photochemical studies of CH₃C(O)OONO₂ (PAN) and CH₃CH₂C(O)OONO₂ (PPN): NO₃ quantum yields. *J. Phys. Chem. A* **2003**, *107*, 1148-1154, doi:10.1021/jp0264230.
- (2) Senum, G. I.; Lee, Y.-N.; Gaffney, J. S. Ultraviolet absorption spectrum of peroxyacetyl nitrate and peroxypropionyl nitrate. *J. Phys. Chem.* **1984**, *88*, 1269-1270, doi:10.1021/j150651a001.

D17. CH₂=CHCHO (propenal, acrolein)

[Back to Index](#)



(Recommendation: 06-2, Note: 10-6, Evaluated: 10-6)

Absorption Cross Sections: The VUV/UV/vis absorption spectrum of acrolein (CH₂=CHCHO, propenal) has been measured at room temperature by Gardner et al.¹ (227–380 nm), Magneron et al.³ (192–431 nm), and Lee et al.² The UV spectrum displays a broad absorption band between 250 and 400 nm, which is structured at wavelengths above 360 nm. The results of both studies agree to within 10% between 298 and 370 nm (with a few exceptions at 352, 360, 362 and 368 nm). Below 298 nm the differences increase up to ~40% with decreasing wavelength, above 368 nm the differences increase with increasing wavelength up to ~100%. The recommended absorption cross sections in Table 4D-19 are the 2 nm averages from the high resolution data of Magneron et al.³

Photolysis Quantum Yield and Product Studies: The photodecomposition of CH₂=CHCHO was studied by Gardner et al.¹ at 313 and 334 nm over the pressure range 26–760 Torr air. They found photolysis at high pressures to be very inefficient at both wavelengths but the photolysis quantum yield to increase at low

pressure. At 313 nm the quantum yield for photodissociation Φ_d of acrolein was 0.0065 at 1 atm and 0.081 at 26 Torr. The pressure dependence was described by

$$1/(\Phi_d - 0.004) = 0.086 + 1.613 \times 10^{-17} [M]$$

for concentrations (M) between 8×10^{17} and 2.6×10^{19} molecule cm^{-3} . The major products observed were CO and C_2H_4 . Magneron et al.³ used broadband photolysis (275–380 nm) of dilute mixtures of acrolein in air to study $\text{CH}_2=\text{CHCHO}$ photodissociation but did not observe any products using long-path FTIR spectroscopy. An effective quantum yield for photolysis $\Phi_{\text{eff}} \leq 0.005$ nm was measured by Magneron et al.³ in an outdoor smog chamber.

Table 4D-19. Recommended Absorption Cross Sections of $\text{CH}_2=\text{CHCHO}$ at 298 K

λ (nm)	$10^{20} \sigma$ (cm^2)	λ (nm)	$10^{20} \sigma$ (cm^2)	λ (nm)	$10^{20} \sigma$ (cm^2)	λ (nm)	$10^{20} \sigma$ (cm^2)
282	0.84	310	3.59	338	5.46	366	3.74
284	0.97	312	3.92	340	5.31	368	3.82
286	1.08	314	4.15	342	5.10	370	2.17
288	1.23	316	4.21	344	5.12	372	1.58
290	1.46	318	4.47	346	5.30	374	1.14
292	1.62	320	4.65	348	5.17	376	1.14
294	1.80	322	5.08	350	5.94	378	1.24
296	1.97	324	5.17	352	5.79	380	1.10
298	2.18	326	5.34	354	4.18	382	0.84
300	2.47	328	5.20	356	3.63	384	0.79
302	2.70	330	5.31	358	3.28	386	1.18
304	2.85	332	5.44	360	3.92	388	0.49
306	3.09	334	5.80	362	3.72	390	0.25
308	3.29	336	6.24	364	2.86		

Note:

Magneron et al.³

- (1) Gardner, E. P.; Sperry, P. D.; Calvert, J. G. Photodecomposition of acrolein in $\text{O}_2\text{-N}_2$ mixtures. *J. Phys. Chem.* **1987**, *91*, 1922-1930, doi:10.1021/j100291a048.
- (2) Lee, A. M. D.; Coe, J. D.; Ullrich, S.; Ho, M.-L.; Lee, S.-J.; Cheng, B.-M.; Zgierski, M. Z.; Chen, I.-C.; Martinez, T. J.; Stolow, A. Substituent effects on dynamics at conical intersections: α,β -enones. *J. Phys. Chem. A* **2007**, *111*, 11948–11960, doi:10.1021/jp074622j.
- (3) Magneron, I.; Thévenet, R.; Mellouki, A.; Le Bras, G.; Moortgat, G. K.; Wirtz, K. A study of the photolysis and OH-initiated oxidation of acrolein and *trans*-crotonaldehyde. *J. Phys. Chem. A* **2002**, *106*, 2526-2537, doi:10.1021/jp013413a.

D18. $\text{CH}_2=\text{C}(\text{CH}_3)\text{CHO}$ (2-methylpropenal, methacrolein, MACR)

[Back to Index](#)



(Recommendation: 06-2, Note: 10-6, Evaluated: 10-6)

Absorption Cross Sections: The VUV/UV absorption spectrum of methacrolein (2-methylpropenal, MACR), $\text{CH}_2=\text{C}(\text{CH}_3)\text{CHO}$, has been measured using diode array spectroscopy at room temperature by Meller (237–391 nm) (see Keller-Rudek et al.³), Raber and Moortgat⁵ (331 nm), Gierczak et al.² (214, 250–395 nm), and Lee et al.⁴ The spectrum exhibits a broad absorption band between 250 and 390 nm with vibrational structure above 310 nm. A detailed vibrational-electronic analysis was reported by Birge et al.¹ The reported spectra are in very good agreement in the region 261-351 nm where the agreement is between ~1 and 10%. At shorter wavelengths, <260 nm, the differences increase to nearly 100% at 250 nm and the cross sections from Gierczak et al.² are consistently greater than those of Meller⁶ and Raber and Moortgat.⁵ The cross sections at the peaks in the structured region reported by Meller⁶ and Raber and Moortgat⁵ are consistently higher than those measured by Gierczak et al.² presumably due to the higher resolution used. At the band maximum, Raber and Moortgat⁵ reported $\sigma(330.7 \text{ nm}) = 7.64 \times 10^{-20} \text{ cm}^2 \text{ molecule}^{-1}$ and Gierczak et al.² reported $\sigma(331 \text{ nm}) = 7.2 \times 10^{-20} \text{ cm}^2 \text{ molecule}^{-1}$. Gierczak et al.² also reported $\sigma(213.86 \text{ nm}) = (2.21 \pm 0.11) \times 10^{-17} \text{ cm}^2 \text{ molecule}^{-1}$ (Zn lamp source). The 1 nm averages of the results from Gierczak et al.² and Meller⁶ are

generally (with a few exceptions) within 20% of each other for wavelengths up to 376 nm. Above 380 nm, the results of Gierczak et al.² are larger with increasing wavelength by up to nearly 80% than the results of Meller.⁶ A wavelength shift of ~1 nm toward longer wavelengths can be observed above 340 nm in the absorption spectrum of Gierczak et al.² when compared to the spectrum reported by Meller.⁶ The recommended absorption cross sections listed in Table 4D-20 are from Gierczak et al.²

Photolysis Quantum Yield and Product Studies: The photodissociation quantum yield for CH₂=C(CH₃)CHO at atmospherically relevant wavelengths is low. Quantum yields were measured by Raber and Moortgat⁵ using broad band photolysis in the wavelength range 275–380 nm, and determination of the stable products (CO, CO₂, HCHO, C₂H₄, C₃H₆, C₂H₂) by FTIR spectroscopy. An upper limit of 0.05 was reported at 760 Torr. Gierczak et al.² used GC and GC-MS detection of photolysis end-products to determined CH₂=C(CH₃)CHO quantum yields at 308 nm of 0.008 ± 0.001 and 0.005 ± 0.001 at 25 and 650 Torr total pressure, respectively. At 351 nm they reported quantum yields of 0.005 ± 0.002 and 0.003 ± 0.001 at 25 and 650 Torr, respectively. A value of Φ < 0.01 is recommended for wavelengths > 308 nm.

Table 4D-20. Recommended Absorption Cross Sections of CH₂=C(CH₃)CHO at 298 K

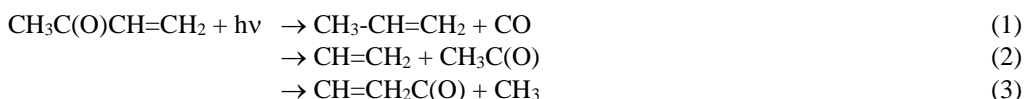
λ (nm)	10 ²⁰ σ (cm ²)	λ (nm)	10 ²⁰ σ (cm ²)	λ (nm)	10 ²⁰ σ (cm ²)	λ (nm)	10 ²⁰ σ (cm ²)
250	0.207	287	1.67	324	6.58	361	4.28
251	0.194	288	1.79	325	6.74	362	3.61
252	0.187	289	1.90	326	6.73	363	2.86
253	0.180	290	2.03	327	6.68	364	2.68
254	0.179	291	2.16	328	6.83	365	2.33
255	0.177	292	2.28	329	7.07	366	1.92
256	0.180	293	2.39	330	7.15	367	1.62
257	0.180	294	2.52	331	7.16	368	1.40
258	0.186	295	2.68	332	7.03	369	1.31
259	0.193	296	2.85	333	6.69	370	1.42
260	0.201	297	2.99	334	6.41	371	1.67
261	0.211	298	3.13	335	6.08	372	1.53
262	0.224	299	3.26	336	5.97	373	1.43
263	0.241	300	3.44	337	6.25	374	1.08
264	0.263	301	3.61	338	6.38	375	0.977
265	0.283	302	3.76	339	6.37	376	1.00
266	0.305	303	3.91	340	6.24	377	1.07
267	0.333	304	4.04	341	6.02	378	1.35
268	0.363	305	4.19	342	5.98	379	2.18
269	0.398	306	4.40	343	6.58	380	1.30
270	0.436	307	4.58	344	6.79	381	0.984
271	0.479	308	4.71	345	6.53	382	0.555
272	0.520	309	4.81	346	6.11	383	0.456
273	0.567	310	4.92	347	5.63	384	0.364
274	0.616	311	5.13	348	5.22	385	0.331
275	0.673	312	5.35	349	4.55	386	0.246
276	0.732	313	5.50	350	4.16	387	0.205
277	0.793	314	5.61	351	3.85	388	0.181
278	0.863	315	5.70	352	3.89	389	0.161
279	0.936	316	5.87	353	4.35	390	0.147
280	1.01	317	6.04	354	4.31	391	0.156
281	1.09	318	6.19	355	4.14	392	0.159
282	1.18	319	6.28	356	3.62	393	0.153
283	1.26	320	6.27	357	3.53	394	0.149
284	1.35	321	6.18	358	3.46	395	0.123
285	1.45	322	6.21	359	3.81		
286	1.56	323	6.34	360	5.05		

Note:
Gierczak et al.²

- (1) Birge, R. R.; Pringle, W. C.; Leermakers, P. A. Excited states geometries of the singly substituted methylpropenals. I. Vibrational-electronic analysis of S₁ (n, π*). *J. Am. Chem. Soc.* **1971**, *93*, 6715-6726.
- (2) Gierczak, T.; Burkholder, J. B.; Talukdar, R. K.; Mellouki, A.; Barone, S. B.; Ravishankara, A. R. Atmospheric fate of methyl vinyl ketone and methacrolein. *J. Photochem. Photobiol. A: Chem.* **1997**, *110*, 1-10, doi:10.1016/S1010-6030(97)00159-7.
- (3) Keller-Rudek, H.; Moortgat, G. K.; Sander, R.; Sörensen, R. The MPI-Mainz UV/Vis spectral atlas of gaseous molecules of atmospheric interest. *Earth Syst. Sci. Data* **2013**, *5*, 365-373, doi:10.5194/essd-5-365-2013.
- (4) Lee, A. M. D.; Coe, J. D.; Ullrich, S.; Ho, M.-L.; Lee, S.-J.; Cheng, B.-M.; Zgierski, M. Z.; Chen, I.-C.; Martinez, T. J.; Stolow, A. Substituent effects on dynamics at conical intersections: α,β-enones. *J. Phys. Chem. A* **2007**, *111*, 11948-11960, doi:10.1021/jp074622j.
- (5) Raber, W. H.; Moortgat, G. K. Photooxidation of selected carbonyl compounds in air: methyl ethyl ketone, methyl vinyl ketone, methacrolein, and methylglyoxal. In *Progress and Problems in Atmospheric Chemistry*; Barker, J., Ed.; World Scientific Publ. Co.: Singapore, 1996; pp 318-373.
- (6) Röth, E. P.; Ruhnke, R.; Moortgat, G.; Meller, R.; Schneider, W. UV/VIS-Absorption Cross Sections and Quantum Yields for Use in Photochemistry and Atmospheric Modeling, Forschungszentrum Jülich Publication, Part 1 : Inorganic Substances (jül-3340), Part 2: Organic Substances (jül-3341). **1997**.

D19. CH₃C(O)CH=CH₂ (methyl vinyl ketone, MVK)

[Back to Index](#)



(Recommendation: 06-2, Note: 10-6, Evaluated: 10-6)

Absorption Cross Sections: The UV absorption spectrum of methyl vinyl ketone (MVK), CH₃C(O)CH=CH₂, has been measured at room temperature by Schneider and Moortgat (240–398 nm) (see Keller-Rudek et al.⁴), Raber and Moortgat⁵ (235–400 nm), Fahr et al.² (160–260 nm), and Gierczak et al.³ (216.86 nm and 250–395 nm). The absorption band peaking at ~330 nm displays some weak vibrational band structure, which is superimposed on a continuum envelope. A detailed vibrational-electronic analysis was reported by Birge et al.¹ The cross sections from Schneider and Moortgat are somewhat smaller around the band maximum at 334 nm (agreement within ~10% between 290 and 365 nm), and larger by up to 50% and smaller by up to ~60% in the short- and long-wavelength tails, respectively, than the results of Gierczak et al.³ Gierczak et al.³ reported σ(213.86 nm) = (6.6 ± 0.04) × 10⁻¹⁷ cm² molecule⁻¹ (Zn lamp source). They also measured the spectrum at reduced temperatures (range 250–298 K), and observed a small increase in the peak cross section of <2% at 250 K. Fahr et al.² reported σ(193 nm) = (3.2 ± 0.2) × 10⁻¹⁷ cm² molecule⁻¹. The recommended absorption cross sections in Table 4D-21 are taken from Gierczak et al.³

Photolysis Quantum Yield and Product Studies: Product quantum yields were measured by Raber and Moortgat⁵ using broadband photolysis in the range 275–380 nm combined with FTIR monitoring of the stable photolysis products (major CO, C₃H₆ and HCHO; minor CO₂, HCOOH, CH₃OH, CH₃COOH). They report a pressure dependent quantum yield with Φ = 0.05 at 760 Torr and Φ = 0.12 at 54 Torr. Fahr et al.² used laser photolysis at 193.3 nm and measured the direct formation of CH₃ radicals at 216.4 nm and final products. They report a quantum yield close to unity for the formation of CH₃ and CH=CH₂ radicals. Gierczak et al.³ measured quantum yields for photolysis at 308, 337, and 351 nm by monitoring the disappearance of MVK. They reported Φ = 0.16 at 25 Torr and Φ = 0.04 at 760 Torr at 308 nm, Φ = 0.04 at 25 Torr and Φ = 0.01 at 760 Torr at 337 nm; and Φ = 0.01 independent of pressure at 351 nm. The quantum yield data were fit to the empirical Stern-Volmer type expression

$$\Phi(\lambda, P) = \exp[-0.055 (\lambda - 308)] / (5.5 + 9.2 \times 10^{-19} [M])$$

where λ is in nm and [M] in molecule cm⁻³. This parameterization is recommended.

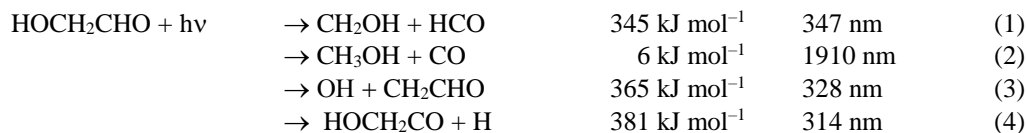
Table 4D-21. Recommended Absorption Cross Sections of CH₃C(O)CH=CH₂ at 298 K

λ (nm)	$10^{20} \sigma$ (cm ²)	λ (nm)	$10^{20} \sigma$ (cm ²)	λ (nm)	$10^{20} \sigma$ (cm ²)	λ (nm)	$10^{20} \sigma$ (cm ²)
250	0.241	287	2.03	324	6.88	361	3.60
251	0.241	288	2.15	325	6.95	362	3.49
252	0.224	289	2.29	326	7.02	363	3.36
253	0.241	290	2.43	327	7.09	364	3.29
254	0.241	291	2.55	328	7.16	365	3.03
255	0.258	292	2.67	329	7.23	366	2.77
256	0.275	293	2.81	330	7.28	367	2.50
257	0.275	294	2.93	331	7.30	368	2.20
258	0.293	295	3.08	332	7.26	369	2.01
259	0.310	296	3.24	333	7.18	370	1.88
260	0.327	297	3.39	334	7.04	371	1.74
261	0.361	298	3.56	335	6.94	372	1.58
262	0.379	299	3.70	336	6.85	373	1.48
263	0.396	300	3.87	337	6.70	374	1.39
264	0.430	301	4.05	338	6.56	375	1.31
265	0.465	302	4.20	339	6.47	376	1.26
266	0.499	303	4.35	340	6.44	377	1.24
267	0.534	304	4.51	341	6.42	378	1.21
268	0.568	305	4.66	342	6.35	379	1.21
269	0.620	306	4.82	343	6.35	380	1.05
270	0.654	307	4.96	344	6.30	381	0.981
271	0.706	308	5.13	345	6.23	382	0.912
272	0.757	309	5.30	346	6.14	383	0.878
273	0.809	310	5.44	347	6.08	384	0.929
274	0.878	311	5.58	348	5.77	385	0.757
275	0.929	312	5.73	349	5.47	386	0.637
276	0.998	313	5.87	350	5.20	387	0.534
277	1.08	314	6.02	351	4.94	388	0.448
278	1.15	315	6.14	352	4.72	389	0.396
279	1.24	316	6.28	353	4.53	390	0.344
280	1.33	317	6.42	354	4.32	391	0.310
281	1.41	318	6.54	355	4.15	392	0.293
282	1.50	319	6.63	356	4.03	393	0.275
283	1.60	320	6.70	357	3.94	394	0.241
284	1.70	321	6.76	358	3.89	395	0.207
285	1.81	322	6.83	359	3.89		
286	1.91	323	6.85	360	3.68		

Note:

Gierczak et al.³

- (1) Birge, R. R.; Pringle, W. C.; Leermakers, P. A. Excited states geometries of the singly substituted methylpropenals. I. Vibrational-electronic analysis of S₁ (n, π^*). *J. Am. Chem. Soc.* **1971**, *93*, 6715-6726.
- (2) Fahr, A.; Braun, W.; Laufer, A. H. Photolysis of methyl vinyl ketone at 193.3 nm: Quantum yield determination of methyl and vinyl radicals. *J. Phys. Chem.* **1993**, *97*, 1502-1506.
- (3) Gierczak, T.; Burkholder, J. B.; Talukdar, R. K.; Mellouki, A.; Barone, S. B.; Ravishankara, A. R. Atmospheric fate of methyl vinyl ketone and methacrolein. *J. Photochem. Photobiol. A: Chem.* **1997**, *110*, 1-10, doi:10.1016/S1010-6030(97)00159-7.
- (4) Keller-Rudek, H.; Moortgat, G. K.; Sander, R.; Sørensen, R. The MPI-Mainz UV/Vis spectral atlas of gaseous molecules of atmospheric interest. *Earth Syst. Sci. Data* **2013**, *5*, 365-373, doi:10.5194/essd-5-365-2013.
- (5) Raber, W. H.; Moortgat, G. K. Photooxidation of selected carbonyl compounds in air: methyl ethyl ketone, methyl vinyl ketone, methacrolein, and methylglyoxal. In *Progress and Problems in Atmospheric Chemistry*; Barker, J., Ed.; World Scientific Publ. Co.: Singapore, 1996; pp 318-373.

D20. HOCH₂CHO (glycolaldehyde, hydroxyacetaldehyde)[Back to Index](#)

(Recommendation: 10-6, Note: 10-6, Evaluated: 10-6)

Absorption Cross Sections: The absorption cross sections of HOCH₂CHO (glycolaldehyde, hydroxyacetaldehyde) have been measured at room temperature by Bacher et al.¹ (205–335 nm), Magneron et al.³ (210–330 nm), and Karunanandan et al.² (210–335 nm). The spectrum consists of a strong absorption below 220 nm and a weaker absorption band centered near 280 nm with evidence of vibrational progressions. The measurements performed by Magneron et al.³ were done at two different laboratories and are nearly identical but reveal significant differences compared to the spectrum measured by Bacher et al.,¹ being about 20% at the maximum. The spectrum measured by Karunanandan et al.² is in excellent agreement with Magneron et al.³ at the maximum near 282 nm and at longer wavelengths. At shorter wavelengths the cross sections are consistently larger than those measured by Magneron et al.:³ 15 % at 250 nm, 40% at 230 nm and 85% at the minimum near 226 nm. At 184.9 nm the cross section was measured as $(3.85 \pm 0.2) \times 10^{-18}$ cm² molecule⁻¹. The average of the cross sections of Magneron et al.³ and Karunanandan et al.² are recommended and listed in Table 4D-22.

Photolysis Quantum Yields and Product Studies: The broad band photolysis (285 ± 25 nm) of glycolaldehyde in air performed by Bacher et al.¹ revealed an overall quantum yield $\Phi > 0.5$, relative to a quantum yield of $\Phi = 0.3$ for the removal of acetone. Product studies by FTIR suggests that channel (1) is the major photolysis channel (65–80%), while channel (2) accounts to 15–20%, and channel (3) contributes up to 15%. The formation of channel (4) was suggested to produce HOCH₂CO as a source for OH radicals, whose presence was indirectly invoked due the formation of glyoxal. Magneron et al.³ also photolysed glycolaldehyde (broadband lamps 275–380 nm) and measured products by FTIR (CO, CO₂, HCHO and CH₃OH). They observed direct evidence for OH production via channel (3) using OH scavenger and OH tracer species and performed additional photolysis experiments where glycolaldehyde was used an OH source to measure rate constants for OH with a series of dienes. The contribution of channel (2) was estimated to be 10% and that of channels (1) + (2) to be 90%. No evidence was found for channel (4). Karunanandan et al.² measured a quantum yield of OH formation at 248 nm of $\Phi_3 = (7.0 \pm 1.5) \times 10^{-2}$. On the basis of the combined product studies the following quantum yields are recommended: $\Phi_1 = 0.83$, $\Phi_2 = 0.10$ and $\Phi_3 = 0.07$ in the range 248–328 nm.

Table 4D-22. Recommended Absorption Cross Sections of HOCH₂CHO at 298 K

λ (nm)	$10^{20} \sigma$ (cm ²)	λ (nm)	$10^{20} \sigma$ (cm ²)	λ (nm)	$10^{20} \sigma$ (cm ²)	λ (nm)	$10^{20} \sigma$ (cm ²)
208	20.6	240	1.39	272	6.74	304	2.65
210	13.1	242	1.63	274	6.98	306	2.26
212	8.15	244	1.77	276	6.98	308	1.88
214	4.93	246	2.25	278	6.93	310	1.57
216	2.94	248	2.57	280	6.91	312	1.28
218	1.72	250	2.94	282	6.92	314	0.94
220	1.00	252	3.37	284	6.60	316	0.70
222	0.64	254	3.76	286	6.38	318	0.53
224	0.45	256	4.15	288	6.09	320	0.40
226	0.39	258	4.61	290	5.88	322	0.31
228	0.42	260	5.03	292	5.43	324	0.21
230	0.53	262	5.33	294	4.87	326	0.14
232	0.63	264	5.68	296	4.50	328	0.10
234	0.79	266	6.10	298	4.10	330	0.07
236	0.97	268	6.35	300	3.74	332	0.04
238	1.15	270	6.49	302	3.19		


Note:

208–332 nm, average of Magneron et al.³ and Karunanandan et al.²

- (1) Bacher, C.; Tyndall, G. S.; Orlando, J. J. The atmospheric chemistry of glycolaldehyde. *J. Atmos. Chem.* **2001**, *39*, 171-189.
- (2) Karunanandan, R.; Hölscher, D.; Dillon, T. J.; Horowitz, A.; Crowley, J. N.; Vereecken, L.; Peeters, J. Reaction of HO with glycolaldehyde, HOCH₂CHO: Rate coefficients (240-362 K) and mechanism. *J. Phys. Chem. A* **2007**, *111*, 897-908, doi:10.1021/jp0649504.
- (3) Magneron, I.; Mellouki, A.; Le Bras, G.; Moortgat, G. K.; Horowitz, A.; Wirtz, K. Photolysis and OH-initiated oxidation of glycolaldehyde under atmospheric conditions. *J. Phys. Chem. A* **2005**, *109*, 4552-4561, doi:10.1021/jp044346y.

D21. CH₃C(O)CH₃ (acetone)

[Back to Index](#)



(Recommendation: 06-2, Note: 10-6; Evaluated: 10-6)

Absorption Cross Sections: The absorption spectrum of acetone, CH₃C(O)CH₃, has been measured at room temperature by Lake and Harrison¹⁸ (159–203 nm), Calvert⁸ (200–300 nm), Meyrahn et al.^{20,21} (220–368 nm), Schneider and Moortgat (196–366 nm) (see Röth et al.²⁴), Hynes et al.¹⁴ (253.7 nm and 260–360 nm), Martinez et al.¹⁹ (202–335 nm), Gierczak et al.¹² (215–349 nm), Wollenhaupt et al.²⁹ (220–346 nm), and Yujing and Mellouki³⁰ (240–350 nm). Absorption cross sections have also been determined at isolated wavelengths by Braun et al.⁶ (193 nm, also for CD₃C(O)CD₃), Seki and Okabe²⁵ (193 nm), Krasnoperov and Mehta¹⁷ (216.51 nm), and Gierczak et al.¹³ (184.9 nm, also for CD₃C(O)CD₃).

The spectrum below 200 nm is highly structured in the wavelength regions 160–170 nm and 180–195 nm. A broad absorption band was observed between 210 and 340 nm for which higher resolution measurements give evidence for band maxima at ~273 and ~278 nm. The reported absorption cross sections are in excellent agreement with the range of deviations being ≤8% in the 240–320 nm region. The absorption cross section at the spectrum maximum range between 5.2 × 10⁻²⁰ and 4.8 × 10⁻²⁰ cm² molecule⁻¹. In the tails of the absorption band, the various data sets become more divergent with decreasing wavelength with differences of up to ~50% at 220 nm and with increasing wavelength up to more than 100% at 340 nm. The data measured by Meyrahn et al.^{20,21} are systematically higher at wavelengths >320 nm than the other studies. The absorption cross sections from Martinez et al.,¹⁹ Gierczak et al.,¹² Wollenhaupt et al.,²⁹ and Yujing and Mellouki³⁰ agree to within 2.5% in the region of the absorption maximum and to within 50% in the short and long wavelength tails of the band.

The absorption spectrum temperature dependence has been studied by Hynes et al.¹⁴ (300–340 nm) over the range 261–362 K, Gierczak et al.¹² (215–349 nm) over the range 235–298 K, and Gierczak et al.¹³ (184.9 nm, also for CD₃C(O)CD₃) over the range 222–296 K. The absorption spectrum has modest temperature dependence at wavelengths >270 nm with the cross sections decreasing with decreasing temperature. At shorter wavelengths the spectrum is essentially independent of temperature, the cross section changes by <5% between 298 and 235 K. Gierczak et al.¹² parameterized the temperature dependent cross sections using the expression

$$\sigma(\lambda, T) = \sigma(\lambda, 298 \text{ K})[1 + c_1(\lambda)T + c_2(\lambda)T^2]$$

that was later superseded by Burkholder⁷ using the expression

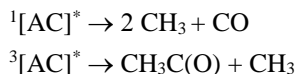
$$\sigma(\lambda, T) = \sigma(\lambda, 298 \text{ K})[1 + A(\lambda)T + B_2(\lambda)T^2 + C(\lambda)T^3]$$

The recommended absorption cross sections at 298 K in Table 4D-23 are taken from Gierczak et al.¹² and the temperature coefficients A, B, and C derived by Burkholder.⁷

The absorption cross section of CH₃C(O)CH₃ at 184.9 nm was observed to decrease very slightly with decreasing temperature between 296 and 222 K leading to an average value of (2.98 ± 0.10) × 10⁻¹⁸ cm² molecule⁻¹, whereas that of CD₃C(O)CD₃ increased noticeably from 3.91 × 10⁻¹⁸ cm² molecule⁻¹ (average of six results) at 295 K to 4.61 × 10⁻¹⁸ cm² molecule⁻¹ at 232 K, as reported by Gierczak et al.¹³

Photolysis Quantum Yield and Product Studies: The UV photodissociation of acetone is wavelength, pressure, and temperature dependent. Since JPL 06-2 there has been a number of acetone photodissociation laboratory studies published [Khamaganov et al.¹⁵ (248 and 266 nm), Khamaganov et al.¹⁶ (248 nm and 266 nm), Nádasdia et al.²² (248 nm and 308 nm), Rajakumar et al.²³ (248 nm), Somnitz et al.^{26,27} (248 nm)]. The focus of these studies has been on the determination of the pressure and temperature dependence of the acetone loss and product (CH₃, CH₃CO, CO, and CO₂) photolysis quantum yields as described further below.

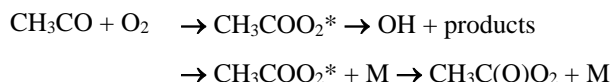
Gardner et al.¹¹ measured acetone loss (Φ_{AC}) and formation of the products CO_2 , CO , CH_3OH and H_2CO following the photolysis of dilute acetone-air mixtures at four wavelengths in the range 279–313 nm as a function of pressure (25–745 Torr) and temperature (271–301 K). At pressures >300 Torr, they observed a near constant quantum yield, $\Phi_{AC} \approx \Phi_{CO_2} = \Phi_1 = 0.077$, for photolysis wavelengths in the range 279–313 nm with a slight increase at lower pressures. Meyrahn et al.^{20,21} measured the quantum yields of CO and CO_2 in the photolysis of dilute mixtures of acetone in air at nine wavelengths over the range 250–330 nm. At 1 atm, Φ_{CO_2} decreased from 1.59 at 250 nm to 0.11 at 310 nm and increased to 0.27 at 330 nm. Φ_{CO} decreased from 0.45 at 250 nm to 0.02 at 310 nm and increased to 0.09 at 330 nm. A CO_2 quantum yield larger than unity was explained to result from secondary reactions. Meyrahn et al.^{20,21} measured the quantum yield of peroxyacetyl nitrate, Φ_{PAN} , (which is assumed to be a direct measure of Φ_1) in the photolysis of acetone/air/ NO_2 mixtures to decrease from ~0.78 in the region 250–260 nm to 0.03 at 330 nm. Meyrahn et al.^{20,21} observed Φ_{CO_2} to increase at lower pressures (Stern-Volmer mechanism) at 330 nm. Emrich and Warneck^{9,10} also determined Φ_{PAN} following the photolysis of acetone/air/ NO_2 mixtures at six wavelengths between 280 and 330 nm at total pressures in the range 10–760 Torr. At 760 Torr, Φ_{PAN} decreased from a value of 1.00 at 280 nm to 0.06 at 320 nm and increased to 0.13 at 330 nm. A Stern-Volmer type pressure dependence was observed at all wavelengths. The results were explained in terms of the rate of photodissociation from the excited singlet $^1[AC]^*$ state of acetone and the competing intersystem crossing to the triplet $^3[AC]^*$, both relative to that of collisional quenching, as a function of energy above the dissociation threshold. It was proposed that



Gierczak et al.¹² determined Φ_{AC} and Φ_{CO_2} in the laser photolysis of acetone at nine wavelengths in the range 248–337 nm as a function of pressure (25–760 Torr, syn. air) and temperature (195–298 K). For photolysis wavelengths >270 nm, Φ followed a Stern-Volmer type pressure dependence and the zero-pressure quantum yield was found to increase with decreasing wavelength to a value of unity near 290 nm. Gierczak et al.¹² observed a temperature dependence for the 308 nm quantum yield except for the lowest temperature included in their study, 195 K, and choose to report a temperature independent quantum yield. The studies of Blitz et al.^{4,5} and Nádasdia et al.²² have since reported temperature dependent quantum yields at 308 nm. The results from these studies are in good agreement. The Gierczak et al.¹² results are also in reasonable agreement. The Gierczak et al.¹² results at 298 K are nearly identical to those of Emrich and Warneck.⁹ Gierczak et al.¹² and Warneck²⁸ have reported parameterizations for the quantum yields for the photodissociation of acetone dependence on wavelength and pressure.

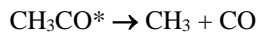
Aloisio and Francisco¹ measured the quantum yield of acetone photodissociation at 248 and 308 nm in the presence and absence of water vapor. The apparent acetone quantum yield decreased from unity to 0.73 ± 0.07 for 248 nm photolysis and from 0.28 ± 0.07 to 0.06 ± 0.04 for 308 nm photolysis with the addition of 9 Torr of H_2O . Nádasdia et al.²² performed a similar quantum yield study (with and without H_2O) at 298 K and a total pressure of 133 mbar. They studied the effect for the same photolysis wavelengths and report quantum yields for the loss of acetone to be independent of H_2O vapor to within their measurement accuracy; 0.945 ± 0.222 (without H_2O) and 1.021 ± 0.124 (with 12 mbar H_2O) at 248 nm and two sets of measurements at 308 nm using different acetone and H_2O concentrations, 0.342 ± 0.028 (without H_2O) and 0.319 ± 0.018 (with 12 mbar H_2O) and 0.308 ± 0.024 (without) and 0.320 ± 0.024 (with 4 mbar H_2O). There is no explanation for the apparent discrepancy between these studies.

Blitz et al.^{4,5} reported the pressure and temperature (218–295 K) dependent quantum yields of acetone for photolysis wavelengths between 279 and 327.5 nm. Blitz et al.^{4,5} used a spectroscopic technique to indirectly detect the formation of the CH_3CO radical that is based on the detection of the OH radical formed in the reaction

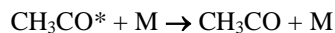


The time-resolved studies of Blitz et al.^{4,5} are more direct and sensitive than earlier studies. They observed “classical” Stern-Volmer behavior at $\lambda < 302$ nm, but at $\lambda > 302$ nm an extended form of the Stern-Volmer expression was necessary to fit their data for pressures below 15 Torr; reflecting the dissociation and quenching from both $^1[AC]^*$ and $^3[AC]^*$ excited states as described in Blitz et al.³ On the basis of the low pressure quantum yield results at wavelengths >300 nm, Blitz et al.^{4,5} determined that $\Phi_{CH_3CO} = 0.65$ and $\Phi_{CO} = 0.35$ at 248 nm from measurements made relative to this reference photolysis wavelength. Their analysis assumes that the acetone quantum yield in the low-pressure limit is unity in the long wavelength photolysis,

the acetone quantum yield at 248 nm is unity, and that the CH₃CO quantum yield at 248 nm is independent of pressure. It has been established that the acetone quantum yield at 248 nm is unity and independent of temperature and pressure [Gierczak et al.,¹² Khamaganov et al.,¹⁶ Aloisio and Francisco,¹ Nádasdia et al.,²² and Somnitz et al.²⁷]. Khamaganov et al.¹⁶ also report that the acetone quantum yield is only weakly pressure dependent (60–760 Torr) at 266 nm. There is strong evidence now that the CH₃CO, CH₃, and CO quantum yields at 248 nm are, however, pressure dependent. For photolysis at 248 nm there is sufficient energy for the nascent energetically excited CH₃CO radical to dissociate via a non-concerted step



or be collisionally quenched



Khamaganov et al.¹⁵ (5–1500 Torr), Somnitz et al.^{26,27} (20–900 mbar), and Rajakumar et al.²³ (60–670 Torr) reported pressure dependent quantum yields for CH₃, CO and CO₂, and CH₃CO, respectively, over the range of pressures indicated. The results from these studies are in reasonable agreement and report low pressure quantum yields of $\Phi(\text{CH}_3) = 1.42 \pm 0.15$ (Khamaganov et al.¹⁵), $\Phi(\text{CO}) = 0.51$ (Somonitz et al.²⁷), and $\Phi(\text{CH}_3\text{CO}) = 0.535 \pm 0.09$ (Rajakumar et al.²³). Somnitz et al.^{26,27} have modeled the dissociation process using RRKM theory with a time-dependent master equation approach. The impact of a pressure dependence for the CH₃CO quantum yield at 248 nm on the interpretation of the Blitz et al. quantum yield data at longer wavelengths is at present unclear.

At $\lambda < 310$ nm and 1 atm, there was very good agreement with the data of Gierczak et al.¹² and Emrich and Warneck⁹; however at $\lambda > 310$ nm, the measured quantum yields were significantly smaller. The temperature dependence of Φ_{TOTAL} is quite striking at the longer wavelengths: the ratio of the quantum yields at 295 and 218 K reported by Blitz et al.^{4,5} are $\Phi_{\text{TOTAL}}(295 \text{ K}) / \Phi_{\text{TOTAL}}(218 \text{ K}) \approx 4$ and ≈ 20 at 310 nm and 322.5 nm, respectively.

A major difference in the study of Blitz et al.,^{4,5} from several of the earlier studies is that the OH radicals are detected before undergoing secondary reactions, so that the OH yields represent the CH₃CO radicals produced. The quantum yields reported from the Gierczak et al.¹² and Emrich and Warneck⁹ studies were based upon the removal of CH₃C(O)CH₃, which may be affected by the additional loss of acetone due to the OH + acetone reaction where OH radicals are produced in the reaction of CH₃CO with O₂. However, the OH yield in the CH₃CO + O₂ reaction is a strong function of pressure and measurements made at pressures >50 Torr are expected to have negligible errors.

The quantum yield data of Blitz et al.^{4,5} are recommended. The optimized parameterization of the quantum yields for the wavelength range 279–327.5 nm, temperature range 218–295 K and pressure range 0–1000 mbar is as follows:

$$\Phi_{\text{TOTAL}}(\lambda, [\text{M}], \text{T}) = \Phi_{\text{CH}_3\text{CO}}(\lambda, [\text{M}], \text{T}) + \Phi_{\text{CO}}(\lambda, \text{T}); \quad \text{all } \lambda$$

For $\lambda = 279\text{-}327.5$ nm

$$\Phi_{\text{CO}}(\lambda, \text{T}) = 1 / (1 + A_0)$$

where

$$A_0 = [a_0 / (1 - a_0)] \exp[b_0 (\lambda - 248)]$$

$$a_0 = (0.350 \pm 0.003) (\text{T}/295)^{(-1.28 \pm 0.03)}$$

$$b_0 = (0.068 \pm 0.002) (\text{T}/295)^{(-2.65 \pm 0.20)}$$

For $\lambda = 279\text{-}302$ nm

$$\Phi_{\text{CH}_3\text{CO}}(\lambda, [\text{M}], \text{T}) = (1 - \Phi_{\text{CO}}(\lambda, \text{T})) / (1 + A_1[\text{M}])$$

where

$$A_1 = a_1 \exp[-b_1 ((10^7/\lambda) - 33113)]$$

$$a_1 = (1.600 \pm 0.032) \times 10^{-19} (\text{T}/295)^{(-2.38 \pm 0.08)}$$

$$b_1 = (0.55 \pm 0.02) \times 10^{-3} (\text{T}/295)^{(-3.19 \pm 0.13)}$$

For $\lambda = 302\text{-}327.5$ nm

$$\Phi_{\text{CH}_3\text{CO}}(\lambda, [\text{M}], \text{T}) = ((1 + A_4[\text{M}] + A_3) / [(1 + A_2[\text{M}] + A_3) (1 + A_4 [\text{M}])]) (1 - \Phi_{\text{CO}}(\lambda, \text{T}))$$

where

$$A_2 = a_2 \exp[-b_2 ((10^7/\lambda) - 30488)]$$

$$a_2 = (1.62 \pm 0.06) \times 10^{-17} (\text{T}/295)^{(-10.03 \pm 0.20)}$$

$$b_2 = (1.79 \pm 0.02) \times 10^{-3} (T/295)^{(-1.364 \pm 0.036)}$$

$$A_3 = a_3 \exp[-b_3 ((10^7/\lambda) - c_3)^2]$$

$$a_3 = (26.29 \pm 0.88) (T/295)^{(-6.59 \pm 0.23)}$$

$$b_3 = (5.72 \pm 0.20) \times 10^{-7} (T/295)^{(-2.93 \pm 0.09)}$$

$$c_3 = (30006 \pm 41) (T/295)^{(-0.064 \pm 0.004)}$$

$$A_4 = a_4 \exp[-b_4 ((10^7/\lambda) - 30488)]$$

$$a_4 = (1.67 \pm 0.14) \times 10^{-15} (T/295)^{(-7.25 \pm 0.54)}$$

$$b_4 = (2.08 \pm 0.02) \times 10^{-3} (T/295)^{(-1.16 \pm 0.15)}$$

where [M] is in molecule cm^{-3} , λ in nm and T in K. The equations given above have been used to calculate the quantum yields recommended in Table 4D-24.

It is well established that acetone photolysis at wavelengths >300 nm has a strong dependence on pressure and temperature but there remains some uncertainty in the absolute quantum yield values in this wavelength region. The effect of the temperature dependent quantum yields of acetone on the chemistry of the upper troposphere has been modeled by Arnold et al.² and shown to be significant. Additional quantum yield studies are desired at atmospherically relevant photolysis wavelengths, >290 nm, as a function of pressure and temperature to reduce uncertainties in model calculations.

Table 4D-23. Recommended Absorption Cross Sections of $\text{CH}_3\text{C}(\text{O})\text{CH}_3$ at 298 K and Temperature Coefficients

λ (nm)	$10^{20} \sigma$ (cm^2)	$10^3 A$ (K^{-1})	$10^5 B$ (K^{-2})	$10^8 C$ (K^{-3})	λ (nm)	$10^{20} \sigma$ (cm^2)	$10^3 A$ (K^{-1})	$10^5 B$ (K^{-2})	$10^8 C$ (K^{-3})
215	0.167	-10.46	8.346	-16.43	283	4.71	1.137	-1.350	3.272
216	0.180	-9.192	7.357	-14.51	284	4.62	0.8530	-1.158	2.943
217	0.196	-6.233	5.039	-10.01	285	4.54	0.6518	-1.023	2.714
218	0.212	-3.190	2.651	-5.359	286	4.44	0.4907	-0.9154	2.531
219	0.228	-1.002	0.9314	-2.003	287	4.36	0.3190	-0.7992	2.332
220	0.246	0.4104	-0.1807	0.1679	288	4.28	0.1109	-0.6586	2.092
221	0.270	1.567	-1.090	1.936	289	4.15	-0.1230	-0.5036	1.833
222	0.294	2.962	-2.183	4.058	290	4.06	-0.3698	-0.3426	1.568
223	0.318	4.839	-3.651	6.909	291	3.95	-0.6430	-0.1615	1.265
224	0.346	6.940	-5.293	10.09	292	3.82	-0.9625	0.05796	0.8847
225	0.380	8.598	-6.588	12.60	293	3.71	-1.316	0.306	0.4472
226	0.419	9.380	-7.200	13.79	294	3.57	-1.650	0.535	0.0477
227	0.456	9.551	-7.336	14.06	295	3.42	-1.905	0.699	-0.2168
228	0.492	9.705	-7.462	14.31	296	3.26	-2.084	0.796	-0.3430
229	0.535	10.08	-7.761	14.89	297	3.11	-2.234	0.867	-0.4086
230	0.584	10.41	-8.023	15.41	298	2.98	-2.391	0.942	-0.4824
231	0.637	10.39	-8.002	15.36	299	2.82	-2.590	1.055	-0.6387
232	0.693	10.01	-7.707	14.79	300	2.67	-2.915	1.277	-1.020
233	0.750	9.534	-7.332	14.06	301	2.58	-3.421	1.649	-1.709
234	0.815	9.138	-7.022	13.46	302	2.45	-4.008	2.091	-2.543
235	0.885	8.851	-6.799	13.02	303	2.30	-4.508	2.465	-3.248
236	0.956	8.638	-6.634	12.70	304	2.18	-4.858	2.715	-3.699
237	1.03	8.471	-6.504	12.45	305	2.05	-5.120	2.880	-3.959
238	1.11	8.318	-6.385	12.22	306	1.89	-5.433	3.062	-4.219
239	1.21	8.125	-6.235	11.93	307	1.75	-6.010	3.429	-4.805
240	1.30	7.861	-6.031	11.53	308	1.61	-6.986	4.096	-5.954
241	1.40	7.554	-5.793	11.07	309	1.49	-8.135	4.899	-7.370
242	1.50	7.268	-5.571	10.64	310	1.36	-8.897	5.415	-8.255
243	1.60	7.035	-5.390	10.29	311	1.24	-8.923	5.378	-8.097
244	1.72	6.838	-5.237	9.994	312	1.14	-8.494	5.001	-7.305
245	1.83	6.649	-5.093	9.718	313	1.06	-8.228	4.754	-6.772
246	1.95	6.472	-4.960	9.464	314	0.944	-8.445	4.881	-6.959
247	2.07	6.326	-4.850	9.256	315	0.837	-8.966	5.240	-7.592

λ (nm)	$10^{20} \sigma$ (cm ²)	$10^3 A$ (K ⁻¹)	$10^5 B$ (K ⁻²)	$10^8 C$ (K ⁻³)	λ (nm)	$10^{20} \sigma$ (cm ²)	$10^3 A$ (K ⁻¹)	$10^5 B$ (K ⁻²)	$10^8 C$ (K ⁻³)
248	2.20	6.210	-4.763	9.091	316	0.760	-9.409	5.528	-8.076
249	2.33	6.099	-4.680	8.936	317	0.684	-9.584	5.588	-8.085
250	2.47	5.972	-4.587	8.763	318	0.598	-9.736	5.596	-7.946
251	2.60	5.832	-4.486	8.576	319	0.523	-10.39	5.958	-8.433
252	2.74	5.697	-4.389	8.399	320	0.455	-11.80	6.869	-9.933
253	2.87	5.581	-4.306	8.249	321	0.411	-13.48	7.962	-11.75
254	3.01	5.483	-4.235	8.120	322	0.348	-14.59	8.600	-12.67
255	3.15	5.385	-4.164	7.989	323	0.294	-14.98	8.670	-12.47
256	3.30	5.261	-4.075	7.825	324	0.248	-15.39	8.743	-12.27
257	3.44	5.101	-3.961	7.620	325	0.210	-16.28	9.187	-12.77
258	3.57	4.932	-3.843	7.410	326	0.174	-17.09	9.588	-13.21
259	3.69	4.802	-3.756	7.262	327	0.141	-17.21	9.471	-12.68
260	3.81	4.746	-3.723	7.215	328	0.113	-16.92	9.048	-11.58
261	3.94	4.744	-3.730	7.239	329	0.0913	-16.66	8.672	-10.62
262	4.07	4.734	-3.729	7.246	330	0.0740	-15.94	7.979	-9.099
263	4.20	4.651	-3.674	7.155	331	0.0586	-13.93	6.340	-5.829
264	4.32	4.482	-3.559	6.956	332	0.0465	-10.93	3.969	-1.214
265	4.41	4.271	-3.416	6.712	333	0.0375	-8.186	1.847	2.840
266	4.49	4.087	-3.296	6.513	334	0.0311	-6.530	0.6289	5.067
267	4.56	3.983	-3.234	6.420	335	0.0248	-5.692	0.1022	5.880
268	4.64	3.969	-3.235	6.440	336	0.0199	-4.656	-0.5382	6.860
269	4.72	4.009	-3.273	6.524	337	0.0162	-2.090	-2.355	10.09
270	4.79	4.025	-3.294	6.577	338	0.0135	3.113	-6.237	17.33
271	4.87	3.935	-3.240	6.494	339	0.0113	11.01	-12.26	28.77
272	4.91	3.704	-3.085	6.231	340	0.0912	20.02	-19.22	42.15
273	4.94	3.378	-2.861	5.845	341	0.0729	27.20	-24.83	53.03
274	4.94	3.061	-2.645	5.473	342	0.0583	29.63	-26.80	56.96
275	4.94	2.854	-2.508	5.243	343	0.0494	25.97	-24.04	51.78
276	4.93	2.790	-2.474	5.201	344	0.0365	16.35	-16.63	37.55
277	4.92	2.816	-2.505	5.276	345	0.00301	3.774	-6.858	18.72
278	4.94	2.820	-2.518	5.316	346	0.00235	-2.414	-1.987	9.304
279	4.92	2.692	-2.433	5.175	347	0.00158	7.880	-9.888	24.53
280	4.91	2.389	-2.222	4.803	348	0.00111	29.52	-26.61	56.78
281	4.86	1.963	-1.922	4.272	349	0.00107	41.03	-35.51	73.95
282	4.79	1.517	-1.612	3.726					

Note:

Gierczak et al.,¹² parameterization of the temperature dependence revised by Burkholder,⁷ $\sigma(T, \lambda) = \sigma(298 \text{ K}, \lambda) (1 + A T + B T^2 + C T^3)$ for $T = 235\text{--}298 \text{ K}$

Table 4D-24. Recommended Acetone Photolysis Quantum Yields

λ (nm)	$\Phi(218\text{ K})$	$\Phi(248\text{ K})$	$\Phi(273\text{ K})$	$\Phi(295\text{ K})$
279	0.680	0.579	0.571	0.617
280	0.663	0.558	0.551	0.597
281	0.644	0.536	0.530	0.578
282	0.621	0.513	0.509	0.559
283	0.594	0.489	0.489	0.540
284	0.565	0.465	0.468	0.521
285	0.534	0.441	0.448	0.502
286	0.500	0.417	0.427	0.483
287	0.465	0.393	0.407	0.464
288	0.430	0.369	0.388	0.446
289	0.394	0.345	0.368	0.428
290	0.359	0.322	0.350	0.411
291	0.324	0.300	0.331	0.394
292	0.291	0.279	0.314	0.377
293	0.260	0.258	0.297	0.361
294	0.231	0.239	0.280	0.345
295	0.205	0.221	0.264	0.330
296	0.180	0.203	0.249	0.315
297	0.158	0.187	0.235	0.301
298	0.138	0.172	0.221	0.287
299	0.121	0.158	0.208	0.274
300	0.105	0.144	0.195	0.261
301	0.0915	0.132	0.183	0.249
302	0.0794	0.121	0.125	0.237
303	0.0735	0.101	0.105	0.213
304	0.0557	0.0810	0.0873	0.184
305	0.0421	0.0646	0.0728	0.159
306	0.0317	0.0514	0.0608	0.137
307	0.0239	0.0409	0.0508	0.119
308	0.0180	0.0325	0.0426	0.103
309	0.0135	0.0258	0.0358	0.0887
310	0.0101	0.0205	0.0301	0.0769
311	0.00762	0.0164	0.0255	0.0669
312	0.00574	0.0131	0.0216	0.0584
313	0.00433	0.0105	0.0184	0.0511
314	0.00328	0.00842	0.0158	0.0449
315	0.00249	0.00679	0.0136	0.0396
316	0.00190	0.00550	0.0117	0.0350
317	0.00145	0.00447	0.0101	0.0311
318	0.00111	0.00365	0.00882	0.0278
319	0.000858	0.00299	0.00771	0.0248
320	0.000664	0.00246	0.00676	0.0223
321	0.000515	0.00204	0.00595	0.0201
322	0.000400	0.00169	0.00526	0.0181
323	0.000312	0.00141	0.00466	0.0164
324	0.000244	0.00117	0.00414	0.0149
325	0.000191	0.000983	0.00369	0.0135
326	0.000149	0.000826	0.00329	0.0124
327	0.000117	0.000696	0.00295	0.0113

Note:

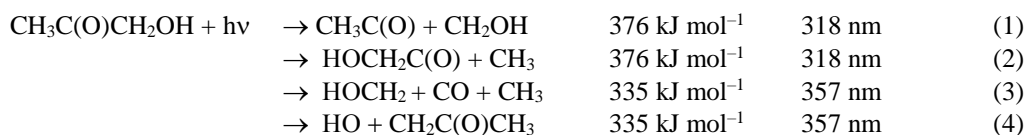
Blitz et al.^{4,5} calculated using the expression given in the text

- (1) Aloisio, S.; Francisco, J. S. The photochemistry of acetone in the presence of water. *Chem. Phys. Lett.* **2000**, *329*, 179-184.
- (2) Arnold, S. R.; Chipperfield, M. P.; Blitz, M. A.; Heard, D. E.; Pilling, M. J. Photodissociation of acetone: Atmospheric implications of temperature-dependent quantum yields. *Geophys. Res. Lett.* **2004**, *L07110*, doi:10.1029/2003GL019099.
- (3) Blitz, M. A.; Heard, D. E.; Pilling, M. J. Study of acetone photodissociation over the wavelength range 248-330 nm: Evidence of a mechanism involving both the singlet and triplet excited states. *J. Phys. Chem. A* **2006**, *110*, 6742-6756, doi:10.1021/jp056276g.
- (4) Blitz, M. A.; Heard, D. E.; Pilling, M. J.; Arnold, S. R.; Chipperfield, M. P. Correction to "Pressure and temperature-dependent quantum yields for the photodissociation of acetone between 279 and 327.5 nm". *Geophys. Res. Lett.* **2004**, *31*, L09104, doi:10.1029/2004GL020182.
- (5) Blitz, M. A.; Heard, D. E.; Pilling, M. J.; Arnold, S. R.; Chipperfield, M. P. Pressure and temperature-dependent quantum yields for the photodissociation of acetone between 279 and 327.5 nm. *Geophys. Res. Lett.* **2004**, *31*, L06111, doi:10.1029/2003GL018793.
- (6) Braun, W.; Klein, R.; Fahr, A.; Okabe, H.; Mele, A. Laser photolysis of trimethylgallium at 193 nm: Quantum yields for methyl radical and ethane production. *Chem. Phys. Lett.* **1990**, *166*, 397-403.
- (7) Burkholder, J. B., personal communication to the NASA JPL Panel.
- (8) Calvert, J. G.; Pitts, J. N. Photochemistry; John Wiley & Sons, Inc.: New York, 1966; pp 783.
- (9) Emrich, M.; Warneck, P. Photodissociation of acetone in air: Dependence on pressure and wavelength. Behavior of the excited singlet state. *J. Phys. Chem. A* **2000**, *104*, 9436-9442, doi:10.1021/jp001873i.
- (10) Emrich, M.; Warneck, P. Photodissociation of acetone in air: Dependence on pressure and wavelength. Behavior of the excited singlet state. *J. Phys. Chem. A* **2005**, *109*, 1752, doi:10.1021/jp0407627.
- (11) Gardner, E. P.; Wijayarathne, R. D.; Calvert, J. G. Primary quantum yields of photodecomposition of acetone in air under tropospheric conditions. *J. Phys. Chem.* **1984**, *88*, 5069-5076, doi:10.1021/j150665a055.
- (12) Gierczak, T.; Burkholder, J. B.; Bauerle, S.; Ravishankara, A. R. Photochemistry of acetone under atmospheric conditions. *Chem. Phys.* **1998**, *231*, 229-244.
- (13) Gierczak, T.; Gilles, M. K.; Bauerle, S.; Ravishankara, A. R. Reaction of hydroxyl radical with acetone. 1. Kinetics of the reactions of OH, OD, and ¹⁸OH with acetone and acetone-d₆. *J. Phys. Chem. A* **2003**, *107*, 5014-5020, doi:10.1021/jp027301a.
- (14) Hynes, A. J.; Kenyon, E. A.; Pounds, A. J.; Wine, P. H. Temperature dependent absorption cross sections for acetone and *n*-butanone - implications for atmospheric lifetimes. *Spectrochim. Acta* **1992**, *48A*, 1235-1242.
- (15) Khamaganov, V.; Karunanandan, R.; Rodriguez, A.; Crowley, J. N. Photolysis of CH₃C(O)CH₃ (248 nm, 266 nm), CH₃C(O)C₂H₅ (248 nm) and CH₃C(O)Br (248 nm): pressure dependent quantum yields of CH₃ formation. *Phys. Chem. Chem. Phys.* **2007**, *9*, 4098-4113, doi:10.1039/b701382e.
- (16) Khamaganov, V. G.; Karunanandan, R.; Horowitz, A.; Dillon, T. J.; Crowley, J. N. Photolysis of CH₃C(O)CH₃ at 248 and 266 nm: pressure and temperature dependent overall quantum yields. *Phys. Chem. Chem. Phys.* **2009**, *11*, 6173-6181, doi:10.1039/b904130c.
- (17) Krasnoperov, L. N.; Mehta, K. Kinetic study of CH₃ + HBr and CH₃ + Br reactions by laser photolysis - transient absorption over 1 - 100 bar pressure range. *J. Phys. Chem. A* **1999**, *103*, 8008-8020.
- (18) Lake, J. S.; Harrison, A. J. Absorption of acyclic oxygen compounds in the vacuum ultraviolet. III. Acetone and acetaldehyde. *J. Chem. Phys.* **1959**, *30*, 361-362.
- (19) Martinez, R. D.; Buitrago, A. A.; Howell, N. W.; Hearn, C. H.; Joens, J. A. The near UV absorption spectra of several aliphatic aldehydes and ketones. *Atmos. Environ.* **1992**, *26A*, 785-792.
- (20) Meyrahn, H. Bildungswege und Analytik des Peroxyacetylnitrats (PAN) in der Atmosphäre. PhD-Thesis, Johann-Gutenberg-Universität, 1984.
- (21) Meyrahn, H.; Pauly, J.; Schneider, W.; Warneck, P. Quantum yields for the photodissociation of acetone in air and an estimate for the life time of acetone in the lower troposphere. *J. Atmos. Chem.* **1986**, *4*, 277-291.
- (22) Nádasdia, R.; Kovácsa, G.; Szilágyia, I.; Demetera, A.; Dóbbé, S. Exciplex laser photolysis study of acetone with relevance to tropospheric chemistry. *Chem. Phys. Lett.* **2007**, *440*, 31-35, doi:10.1016/j.cplett.2007.04.014.
- (23) Rajakumar, B.; Gierczak, T.; Flad, J. E.; Ravishankara, A. R.; Burkholder, J. B. The CH₃CO quantum yield in the 248 nm photolysis of acetone, methyl ethyl ketone, and biacetyl. *J. Photochem. Photobiol. A: Chem.* **2008**, *199*, 336-344, doi:10.1016/j.jphotochem.2008.06.015.
- (24) Röth, E. P.; Ruhnke, R.; Moortgat, G.; Meller, R.; Schneider, W. UV/VIS-Absorption Cross Sections and Quantum Yields for Use in Photochemistry and Atmospheric Modeling, Forschungszentrum Jülich Publication, Part 1 : Inorganic Substances (jül-3340), Part 2: Organic Substances (jül-3341). **1997**.

- (25) Seki, K.; Okabe, H. Photodissociation of methylacetylene at 193 nm. *J. Phys. Chem.* **1992**, *96*, 3345-3349, doi:10.1021/j100187a031.
- (26) Somnitz, H.; Fida, M.; Ufer, T.; Zellner, R. Pressure dependence for the CO quantum yield in the photolysis of acetone at 248 nm: A combined experimental and theoretical study. *Phys. Chem. Chem. Phys.* **2005**, *7*, 3342 - 3352, doi:10.1039/b506738c.
- (27) Somnitz, H.; Ufer, T.; Zellner, R. Acetone photolysis at 248 nm revisited: pressure dependence of the CO and CO₂ quantum yields. *Phys. Chem. Chem. Phys.* **2009**, *11*, 8522-8531, doi:10.1039/b906751e.
- (28) Warneck, P. Photodissociation of acetone in the troposphere: an algorithm for the quantum yield. *Atmos. Environ.* **2001**, *35*, 5773-5777.
- (29) Wollenhaupt, M.; Carl, S. A.; Horowitz, A.; Crowley, J. N. Rate coefficients for reaction of OH with acetone between 202 and 395 K. *J. Phys. Chem. A* **2000**, *104*, 2695-2705, doi:10.1021/jp993738f.
- (30) Yujing, M.; Mellouki, A. The near-UV absorption cross sections for several ketones. *J. Photochem. Photobiol. A: Chem.* **2000**, *134*, 31-36.

D22. CH₃C(O)CH₂OH (hydroxyacetone, acetol)

[Back to Index](#)



(Recommendation: 10-6, Note: 10-6, Evaluated: 10-6)

Absorption Cross Sections: The absorption cross sections of CH₃C(O)CH₂OH (hydroxyacetone, acetol) have been measured by Meller and Crowley⁵ at 296 K in the range 207–333 nm; by Orlando et al.⁶ at 298 K over the range 235–340 nm; and by Butkovskaya et al.² at 294 K over the range 240–350 nm using a static method, and at 328 K over the range 250–350 nm using a dynamic method. Dillon et al.⁴ measured the cross section at 184.9 nm and 358 K to be $(5.4 \pm 0.1) \times 10^{-18}$ cm² molecule⁻¹ whereas Baasandorj et al.¹ reported a value of $(5.43 \pm 0.08) \times 10^{-18}$ cm² molecule⁻¹ at 298 K. The spectrum shows an absorption band with the maximum near 266 nm. The shape of the measured spectra are in excellent agreement except for the spectrum obtained by Butkovskaya et al.² using the dynamic method. The maxima cross sections reported by Butkovskaya et al.² are 15% and 24% lower for the static and dynamic methods, respectively, than the values obtained by Orlando et al.⁶; the maximum reported by Meller and Crowley⁵ is 11% lower than that of Orlando et al.⁶ Large discrepancies between the measured spectra exist at $\lambda > 310$ nm.

In Table 4D-25 are listed the averages over 1 nm intervals of the cross sections of Orlando et al.⁶ and Butkovskaya et al.² (static) in the wavelength range 240–310 nm; at 311–336 nm, only those of Orlando et al.⁶

Photolysis Quantum Yield and Product Studies: Quantum yields for removal of hydroxyacetone were estimated by Orlando et al.⁶ to be 0.65 ± 0.25 for the photolysis in the 240–420 nm band. They also suggested that $0.3 \pm 0.2 < \Phi_1 + \Phi_2 < 0.6$ for wavelengths larger than 290 nm. Products detected were CO, CO₂, CH₂O, CH₃COOH, CH₃COO₂H, HCOOH and CH₃OH. These authors concluded that at most 50% of the photolysis occurred via channel (1). Direct observation of OH radicals, presumably arising from channel (4), was made by Chowdhury et al.³ at 148 nm. Photolysis of hydroxyacetone at 193 nm was performed by Chowdhury et al.³ and appears to occur by process (2) with the initial formation of HOCH₂CO yielding OH and ketene.

Table 4D-25. Absorption Cross Sections of CH₃C(O)CH₂OH at 298 K

λ (nm)	$10^{20} \sigma$ (cm ²)	λ (nm)	$10^{20} \sigma$ (cm ²)	λ (nm)	$10^{20} \sigma$ (cm ²)	λ (nm)	$10^{20} \sigma$ (cm ²)
240	2.43	264	6.06	288	3.03	312	0.219
241	2.60	265	6.07	289	2.80	313	0.192
242	2.78	266	6.09	290	2.58	314	0.177
243	2.97	267	6.09	291	2.37	315	0.157
244	3.15	268	6.07	292	2.18	316	0.142
245	3.34	269	6.04	293	2.00	317	0.133
246	3.54	270	5.98	294	1.82	318	0.117
247	3.73	271	5.90	295	1.65	319	0.104
248	3.91	272	5.82	296	1.49	320	0.095
249	4.11	273	5.72	297	1.34	321	0.087
250	4.29	274	5.61	298	1.19	322	0.078
251	4.50	275	5.49	299	1.07	323	0.072
252	4.67	276	5.37	300	0.955	324	0.067
253	4.83	277	5.22	301	0.874	325	0.063
254	4.98	278	5.05	302	0.772	326	0.056
255	5.14	279	4.87	303	0.682	327	0.053
256	5.31	280	4.68	304	0.603	328	0.051
257	5.46	281	4.48	305	0.535	329	0.047
258	5.59	282	4.28	306	0.477	330	0.044
259	5.69	283	4.09	307	0.424	331	0.041
260	5.79	284	3.89	308	0.377	332	0.038
261	5.87	285	3.69	309	0.333	333	0.036
262	5.96	286	3.48	310	0.291	334	0.034
263	6.02	287	3.26	311	0.249	335	0.032

Note:

240–310 nm: average of Orlando et al.,⁶ Butkovskaya et al.² (static)

311–335 nm: Orlando et al.⁶ (at $\lambda > 326$ nm smoothed)

- (1) Baasandorj, M.; Griffith, S.; Dusanter, S.; Stevens, P. S. Experimental and theoretical studies of the OH + hydroxyacetone reaction as a function of temperature. *J. Phys. Chem. A* **2009**, *113*, 10495-10502, doi:10.1021/jp904238w.
- (2) Butkovskaya, N. I.; Pouvesle, N.; Kukui, A.; Mu, Y.; Bras, G. L. Mechanism of the OH-initiated oxidation of hydroxyacetone over the temperature range 236-298 K. *J. Phys. Chem. A* **2006**, *110*, 6833-6843, doi:10.1021/jp056345r.
- (3) Chowdhury, P. K.; Upadhyaya, H. P.; Naik, P. D.; Mittal, J. P. Direct observation of OH photofragment from triplet hydroxyacetone. *Chem. Phys. Lett.* **2002**, *351*, 201-207.
- (4) Dillon, T. J.; Horowitz, A.; Hölscher, D.; Crowley, J. N.; Vereecken, L.; Peeters, J. Reaction of HO with hydroxyacetone (HOCH₂C(O)CH₃): rate coefficients (233-363 K) and mechanism. *Phys. Chem. Chem. Phys.* **2008**, *8*, 236-246, doi:10.1039/b717386e.
- (5) Meller, R.; Crowley, J. N. E.-P. Röth, R. Ruhnke, G. Moortgat, R. Meller, and W. Schneider, Berichte des Forschungszentrums Jülich, jül-3341 (1997). Data from the CD-ROM of A. Nölle, F. Pätzold, S. Pätzold, R. Meller, G. K. Moortgat, E. P. Röth, R. Ruhnke, H. Keller-Rudek, "UV/VIS Spectra of Atmospheric Constituents, Version 1," ATMOS User Center at Deutsches Fernerkundungsdatenzentrum (DFD). *Personal Communication* **1998**.
- (6) Orlando, J. J.; Tyndall, G. S.; Fracheboud, J.-M.; Estupiñan, E. G.; Haberkorn, S.; Zimmer, A. The rate and mechanism of the gas-phase oxidation of hydroxyacetone. *Atmos. Environ.* **1999**, *33*, 1621-1629.

D23. CHOCHO (glyoxal)[Back to Index](#)

CHOCHO + hv → HCO + HCO	300 kJ mol ⁻¹	399 nm	(1)
→ H ₂ + 2 CO	-8 kJ mol ⁻¹	All	(2)
→ HCHO + CO	-7 kJ mol ⁻¹	All	(3)
→ H + CO + HCO	364 kJ mol ⁻¹	329 nm	(4)

(Recommendation: 10-6, Note: 10-6, Evaluated: 10-6)

Absorption Cross Sections: The UV/vis absorption spectrum of glyoxal, CHOCHO, has been measured in a number of studies. The spectrum has two absorption bands in the wavelength region >220 nm; a weak band with evidence of diffuse vibrational structure in the 220–350 nm region, and a stronger and highly structured band at wavelengths >360 nm with a maximum near 455 nm. The absorption cross sections, particularly in the visible absorption band, are resolution dependent and comparison of results from the various studies need to take this into consideration. The room temperature absorption spectrum of glyoxal has been reported by Plum et al.¹¹ (230–460 nm), Langford and Moore⁶ (308 nm), Zhu et al.¹⁵ (193, 248, 308, and 351 nm), Chen and Zhu³ (290–420 nm, in 10 nm intervals), Orlando and Tyndall⁹ (210–450 nm, 0.6 nm resolution), Horowitz et al.⁵ (210–480 nm, 0.25 nm resolution), Zhu and Johnston¹⁴ (436–442 nm), and Volkamer et al.¹³ (250–526 nm). Orlando and Tyndall⁹ and Horowitz et al.⁵ reported absorption spectra obtained using diode array spectroscopy and their spectra are in good agreement, i.e., to better than 10% between 240 and 440 nm. The absorption cross sections from Chen and Zhu³ differ from these studies by 10 to 50% depending on the wavelength. However, the absorption cross sections reported by Zhu et al.¹⁵ at 248, 308, and 351 nm agree very well with the data of Horowitz et al.⁵ and Orlando and Tyndall.⁹ A strong absorption feature at wavelengths <200 nm indicated by the 193 nm measurement of Zhu et al.¹⁵ ($\sigma = 4.8 \times 10^{-19} \text{ cm}^2 \text{ molecule}^{-1}$) was also reported by Orlando and Tyndall.⁹ The cross section data from Plum et al.¹¹ are systematically less, by roughly 10 to 25%, than reported in the more recent studies with larger differences in the region of the absorption minimum near 350 nm and at the shorter wavelengths.

Volkamer et al.¹³ reported the highest available resolution absorption spectra of glyoxal to date which were obtained using Fourier transform spectroscopy at 1 cm⁻¹ (250–526 nm) and 0.06 cm⁻¹ (368–526 nm) resolution. The high-resolution spectrum has more pronounced differential vibrational fine structure in the visible absorption band leading to higher absorption cross sections than reported in the lower resolution studies. The absorption cross sections reported by Volkamer et al.¹³ are systematically 10% greater than reported by Horowitz et al.⁵ and Orlando and Tyndall⁹ (where comparison is possible). The differences in the absorption cross sections are most apparent in the short wavelength band. The UV spectrum reported by Volkamer et al.¹³ is consistent with IR spectral parameters which were obtained by simultaneous recording of UV and IR spectra using the same glyoxal sample fillings of the absorption cell. Zhu and Johnston¹⁴ report an absorption cross section at the absorption maximum near 440.7 nm (440.1 nm in the Volkamer et al. spectrum) of $4.6 \times 10^{-19} \text{ cm}^2 \text{ molecule}^{-1}$ that was obtained at high resolution using cavity ring-down spectroscopy. Their cross section value is in poor agreement with the high resolution data of Volkamer et al.¹³ which is a factor of two greater. The recommended room temperature absorption cross sections in Table 4D-26 are averages over 1 nm intervals of the high resolution spectrum from Volkamer et al.¹³ and are appropriate for use in atmospheric photolysis rate calculations. Studies requiring higher resolution data should consult the original literature.

Photolysis Quantum Yield and Product Studies: The photodissociation of CHOCHO as well as the photolysis product channel yields are wavelength and pressure dependent. Calvert and Pitts² have summarized the CHOCHO quantum yield data prior to 1966. On the basis of the work by Calvert and Layne¹ and Parmenter¹⁰ it was established that the HCHO + CO photolysis channel (3) was dominant with yields between 0.84 and 0.6 over the wavelength range 254 to 435 nm. There was little experimental evidence for the HCO + HCO radical channel (1) occurring and it was incorrectly concluded to be negligible. Plum et al.¹¹ has since reported the effective quantum yield for CHOCHO photolysis at wavelengths >290 nm to be 0.029, based on measured photolysis rates in an environmental chamber relative to NO₂ where $J_{\text{CHOCHO}}/J_{\text{NO}_2}$ was found to be 0.008 ± 0.005 . An effective atmospheric photolysis rate was measured using solar radiation in the EUPHORE outdoor chamber to be $J_{\text{obs}} = 1.04 \pm 0.10 \times 10^{-4} \text{ s}^{-1}$, corresponding to an effective quantum yield for glyoxal loss of 0.035 ± 0.007 ^{7,8} in reasonable agreement with the value reported by Plum et al.¹¹

Langford and Moore⁶ measured HCO produced in the photolysis of glyoxal in 1000 Torr N₂ at 305 nm by direct HCO resonance absorption and deduced a total HCO yield of 0.8 ± 0.4 at 305 nm. Using cavity ring-down spectroscopy, Zhu et al.¹⁵ reported HCO quantum yields of 1.5 ($\Phi_1 \approx 0.75$) for photolysis at 351 nm, 0.69 at 308 nm, 0.52 at 248 nm and 0.42 at 193 nm. In a later study Chen and Zhu³ reported zero pressure

HCO yields, $\Phi_0(\lambda)$, at 10 nm intervals, that increase from 0.50 ± 0.01 at 290 nm to a maximum of 2.01 ± 0.08 at 390 nm and that decrease to 0.74 ± 0.08 at 400 nm, 0.56 ± 0.04 at 410 nm, and 0.48 ± 0.03 at 420 nm. HCO quantum yields were found to be independent of the N_2 buffer gas pressure (10-400 Torr) for photolysis in the 290–370 nm region. In the wavelength region 380–420 nm the HCO quantum yield decreased with increasing pressure. They reported HCO quantum yields at 760 Torr N_2 to be 0.49 at 380 nm, 0.54 at 390 nm, 0.32 at 400 nm, 0.22 at 410 nm and 0.14 at 420 nm. Feierabend et al.⁴ measured quantum yields for the production of HCO at 85 discrete wavelengths in the wavelength range 290–420 nm at pressures between 50 and 550 Torr (N_2) at 298 K using pulsed laser photolysis combined with cavity ring-down spectroscopy detection of HCO. $\Phi_0(\lambda)$ varied smoothly with wavelength with a maximum value of ~ 1.8 in the range 300–385 nm with values decreasing to near 0 at 420 nm and 0.4 at 290 nm. The high precision of the measurements enabled the pressure dependence of the HCO quantum yield to be determined at each wavelength using the Stern-Volmer relationship

$$\frac{1}{\Phi(\lambda, P)} = \frac{1}{\Phi_0(\lambda)} + \frac{k_q}{k_d}(\lambda)[N_2]$$

where k_q is the collisional quenching rate coefficient and k_d is the rate coefficient for the dissociation of glyoxal. The wavelength dependence of the rate coefficient ratio was fit to the expression

$$k_q/k_d(\lambda) = 2.3 \times 10^{-20} + 1.5 \times 10^{-19} \exp(-0.4 \Delta E) \quad (\text{cm}^3 \text{ molecule}^{-1})$$

where $\Delta E = ((28571/\lambda) - 72.5)$ (kcal mol⁻¹), λ is the photolysis wavelength (nm), and 72.5 kcal mol⁻¹ is the threshold for glyoxal photodissociation (there is a small barrier to dissociation on the triplet surface). The $\Phi_0(\lambda)$ values from the Feierabend et al.⁴ work are in good agreement with the values reported by Chen and Zhu.³

Tadić et al.¹² photolysed glyoxal with broadband fluorescent lamps, which selectively overlapped with the two absorption bands, and measured the CO, HCHO and HCOOH end products. Using 275–380 nm irradiation, the quantum yield for glyoxal loss was found to be $\Phi_T = 0.97 \pm 0.05$ and independent of pressure. The absolute quantum yields obtained for 390–470 nm radiation, covering the visible absorption band, were found to be pressure dependent with values ranging from $\Phi_T = 0.12$ at 100 Torr to $\Phi_T = 0.04$ at 700 Torr and was described by the Stern-Volmer expression

$$\frac{1}{\Phi_T} = 6.80 + [251.8 \times 10^{-4} P(\text{Torr})]$$

The direct HCO quantum yield measurements of Feierabend et al.⁴ and Chen and Zhu³ combined with the end product yield results of Tadić et al.¹² indicate that dissociation into 2 HCO radicals is the most important pathway under atmospheric conditions. On the basis of their HCO quantum yield data, Feierabend et al. reported a set of revised wavelength dependent quantum yields for channels (1), (2) and (3) from those of Tadić et al.,¹² which were recommended in JPL 06-2. The revised quantum yields are recommended and given in Table 4D-27. Although glyoxal has a very low effective quantum yield, photolysis is an important removal path in the atmosphere.

Table 4D-26. Recommended Absorption Cross Sections of CHOCHO at 296 K

λ (nm)	$10^{20} \sigma$ (cm ²)	λ (nm)	$10^{20} \sigma$ (cm ²)	λ (nm)	$10^{20} \sigma$ (cm ²)	λ (nm)	$10^{20} \sigma$ (cm ²)	λ (nm)	$10^{20} \sigma$ (cm ²)
250	1.73	306	3.22	362	0.706	418	7.87	474	0.108
251	1.52	307	3.20	363	0.639	419	9.13	475	0.159
252	1.48	308	3.15	364	0.680	420	5.60	476	0.155
253	1.55	309	3.12	365	0.665	421	7.19	477	0.181
254	1.60	310	3.10	366	0.743	422	6.99	478	0.255
255	1.67	311	3.22	367	0.860	423	13.0	479	0.142
256	1.62	312	3.34	368	1.01	424	8.24	480	0.074
257	1.81	313	3.39	369	1.06	425	10.4	481	0.070
258	1.82	314	3.23	370	1.14	426	16.4	482	0.065
259	1.85	315	2.80	371	1.18	427	16.1	483	0.053
260	1.83	316	2.65	372	1.14	428	21.4	484	0.071
261	1.96	317	2.46	373	1.21	429	6.50	485	0.050
262	2.03	318	2.21	374	1.35	430	7.03	486	0.041

263	2.14	319	1.93	375	1.33	431	6.52	487	0.056
264	2.18	320	1.85	376	1.38	432	6.08	488	0.070
265	2.26	321	1.89	377	1.47	433	5.66	489	0.042
266	2.33	322	1.77	378	1.61	434	6.81	490	0.045
267	2.37	323	1.72	379	1.53	435	7.66	491	0.041
268	2.36	324	1.68	380	1.93	436	13.2	492	0.039
269	2.48	325	1.60	381	2.46	437	9.19	493	0.040
270	2.51	326	1.61	382	2.02	438	13.8	494	0.041
271	2.61	327	1.70	383	2.07	439	12.1	495	0.042
272	2.72	328	1.94	384	1.94	440	25.9	496	0.045
273	2.81	329	1.86	385	1.89	441	13.1	497	0.033
274	2.92	330	1.69	386	1.83	442	9.01	498	0.035
275	3.00	331	1.13	387	2.29	443	11.1	499	0.032
276	3.06	332	1.05	388	3.00	444	13.5	500	0.033
277	3.09	333	0.966	389	3.21	445	15.1	501	0.038
278	3.08	334	0.919	390	3.48	446	7.82	502	0.031
279	3.09	335	0.737	391	3.92	447	3.73	503	0.042
280	3.13	336	0.630	392	3.80	448	4.14	504	0.034
281	3.22	337	0.589	393	2.85	449	5.53	505	0.035
282	3.32	338	0.647	394	3.15	450	8.68	506	0.046
283	3.45	339	0.585	395	3.86	451	13.8	507	0.042
284	3.57	340	0.553	396	3.68	452	15.9	508	0.037
285	3.67	341	0.563	397	3.36	453	30.4	509	0.030
286	3.80	342	0.510	398	4.32	454	26.9	510	0.023
287	3.79	343	0.499	399	4.35	455	52.0	511	0.023
288	3.81	344	0.649	400	3.87	456	15.7	512	0.030
289	3.80	345	0.624	401	4.46	457	2.66	513	0.023
290	3.73	346	0.733	402	5.84	458	2.20	514	0.030
291	3.64	347	0.631	403	7.16	459	0.902	515	0.053
292	3.65	348	0.604	404	6.24	460	1.20	516	0.035
293	3.68	349	0.415	405	4.49	461	0.883	517	0.051
294	3.73	350	0.391	406	4.48	462	0.588	518	0.102
295	3.81	351	0.395	407	4.07	463	0.322	519	0.065
296	3.82	352	0.423	408	3.44	464	0.339	520	0.100
297	3.92	353	0.415	409	4.01	465	0.330	521	0.169
298	4.07	354	0.403	410	5.66	466	0.416	522	0.037
299	4.12	355	0.422	411	7.22	467	0.522	523	0.011
300	4.04	356	0.443	412	7.41	468	0.149	524	0.007
301	3.91	357	0.431	413	10.8	469	0.091	525	0.004
302	3.78	358	0.471	414	10.1	470	0.076	526	0.000
303	3.57	359	0.503	415	10.2	471	0.086		
304	3.35	360	0.546	416	6.07	472	0.092		
305	3.24	361	0.627	417	6.83	473	0.110		

Note:

Volkamer et al.¹³ rounded to three significant figures

Table 4D-27. Recommended CHOCHO Photolysis Quantum Yields at 1 Atm and 298 K

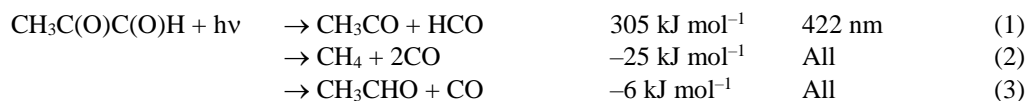
λ (nm)	Φ Total	Φ_1 (HCO + HCO)	Φ_2 (H ₂ + 2CO)	Φ_3 (H ₂ CO + CO)
225	1	0.156	0.645	0.199
230	1	0.156	0.625	0.219
235	1	0.156	0.599	0.245
240	1	0.156	0.575	0.269
245	1	0.156	0.553	0.291
250	1	0.156	0.530	0.314
255	1	0.156	0.510	0.334
260	1	0.156	0.492	0.352
265	1	0.156	0.475	0.369
270	1	0.156	0.457	0.387
275	1	0.156	0.440	0.404
280	1	0.156	0.424	0.420
285	1	0.156	0.414	0.430
290	1	0.156	0.404	0.440
295	1	0.167	0.382	0.451
300	1	0.183	0.360	0.457
305	1	0.208	0.332	0.460
310	1	0.242	0.300	0.458
315	1	0.282	0.266	0.452
320	1	0.322	0.245	0.433
325	1	0.358	0.234	0.408
330	1	0.396	0.225	0.379
335	0.95	0.403	0.210	0.337
340	0.879	0.410	0.190	0.279
345	0.782	0.408	0.170	0.204
350	0.691	0.397	0.144	0.150
355	0.54	0.379	0.053	0.108
360	0.429	0.357	0	0.072
365	0.369	0.329	0	0.040
370	0.316	0.294	0	0.022
375	0.267	0.253	0	0.014
380	0.219	0.208	0	0.011
385	0.172	0.164	0	0.008
390	0.132	0.125	0	0.007
395	0.098	0.093	0	0.005
400	0.072	0.068	0	0.004
405	0.052	0.049	0	0.003
410	0.037	0.035	0	0.002
415	0.024	0.023	0	0.001
420	0	0	0	0

- (1) Calvert, J. G.; Layne, G. S. The photolysis of glyoxal vapor at wave length 3130 Å. *J. Am. Chem. Soc.* **1953**, *75*, 856-859, doi:10.1021/ja01100a027.
- (2) Calvert, J. G.; Pitts, J. N. Photochemistry; John Wiley & Sons, Inc.: New York, 1966; pp 783.
- (3) Chen, Y.; Zhu, L. Wavelength-dependent photolysis of glyoxal in the 290-420 nm region. *J. Phys. Chem. A* **2003**, *107*, 4643-4651, doi:10.1021/jp022440d.
- (4) Feierabend, K. J.; Flad, J. E.; Brown, S. S.; Burkholder, J. B. HCO quantum yields in the photolysis of HC(O)C(O)H (glyoxal) between 290 and 420 nm. *J. Phys. Chem. A* **2009**, *113*, 7784-7794, doi:10.1021/jp9033003.
- (5) Horowitz, A.; Meller, R.; Moortgat, G. K. The UV-VIS absorption cross sections of the α -dicarbonyl compounds: pyruvic acid, biacetyl and glyoxal. *J. Photochem. Photobiol. A: Chem.* **2001**, *146*, 19-27.

- (6) Langford, A. O.; Moore, C. B. Collision complex formation in the reactions of formyl radicals with nitric oxide and oxygen. *J. Chem. Phys.* **1984**, *80*, 4211-4221.
- (7) Moortgat, G. K. Important photochemical processes in the atmosphere. *Pure Appl. Chem.* **2001**, *73*, 487-490.
- (8) Moortgat, G. K. RADICAL: Evaluation of Radical Sources in Atmospheric Chemistry through Chamber and Laboratory Studies, ENVA-CT97-0419, EUR 20254 EN, 2002,
- (9) Orlando, J. J.; Tyndall, G. S. The atmospheric chemistry of the HC(O)CO radical. *Int. J. Chem. Kinet.* **2001**, *33*, 149-156.
- (10) Parmenter, C. S. Primary photochemical processes in glyoxal at 4358 Å. *J. Chem. Phys.* **1964**, *41*, 658-665.
- (11) Plum, C. N.; Sanhueza, E.; Atkinson, R.; Carter, W. P. L.; Pitts, J. N. J. OH radical rate constant and photolysis rates of α -dicarbonyls. *Environ. Sci. Technol.* **1983**, *17*, 479-484.
- (12) Tadic, J.; Moortgat, G. K.; Wirtz, K. Photolysis of glyoxal in air. *J. Photochem. Photobiol. A: Chem.* **2005**, *177*, 116-124, doi:10.1016/j.jphotochem.2005.10.010.
- (13) Volkamer, R.; Spietz, P.; Burrows, J. P.; Platt, U. High-resolution absorption cross-sections of glyoxal in the UV-vis and IR spectral ranges. *J. Photochem. Photobiol. A: Chem.* **2005**, *172*, 35-36, doi:10.1016/j.jphotochem.2004.11.011.
- (14) Zhu, L.; Johnston, G. Kinetics and products of the reaction of the vinoxy radical with O₂. *J. Phys. Chem.* **1995**, *99*, 15114-15119.
- (15) Zhu, L.; Kellis, D.; Ding, C.-F. Photolysis of glyoxal at 193, 248, 308, and 351 nm. *Chem. Phys. Lett.* **1996**, *257*, 487-491.

D24. CH₃C(O)C(O)H (methylglyoxal, MGLY)

[Back to Index](#)



(Recommendation: 06-2, Note: 10-6, Evaluated: 10-6)

Absorption Cross Sections: The UV/vis absorption spectrum of methylglyoxal (MGLY), CH₃C(O)C(O)H, has been measured at room temperature by Plum et al.⁵ (230–470 nm), Meller et al.⁴ (218–494 nm), Chen et al.¹ (290–440 nm), and Staffelbach et al.⁷ (205–474 nm). The absorption spectrum exhibits two absorption bands, a slightly structured band between 225 and 335 nm and a stronger band between 335 and 475 nm, which is highly structured in the region above 410 nm. A steep increase of the absorption cross sections was observed at shorter wavelengths going from 225 to 200 nm by Staffelbach et al.⁷

The room temperature values of Meller et al.⁴ and Staffelbach et al.⁷ are in good agreement at wavelengths >230 nm. In the weaker absorption band the data of Meller et al.⁴ are greater by up to 10–15%. In the strong absorption band up to 400 nm, the data of Staffelbach et al.⁷ are greater by up to ~10% than the data of Meller et al.⁴ and at higher wavelengths the peak values reported by Meller et al.⁴ are higher (due to the higher resolution used in their study) than those measured by Staffelbach et al.⁷ The data points of Chen et al.¹ determined at 10 nm intervals fit well to the absorption curves of Meller et al.⁴ and Staffelbach et al.⁷ except at 380 and 400 nm where the differences are ~20%. The cross sections reported by Plum et al.⁵ are approximately only the half of the cross sections reported Meller et al.⁴ and Staffelbach et al.⁷ The recommended absorption cross sections in Table 4D-28 are from Staffelbach et al.⁷ in the region 200–218 nm, the mean of the values from Meller et al.⁴ and Staffelbach et al.⁷ in the region 219–235 nm, and averages over 1 nm intervals of the data from Meller et al.⁴ in the region 236–493 nm.

The temperature dependence of the absorption spectrum is relatively weak with differences on the order of 10% observed in the spectra measured by Staffelbach et al.⁷ at 298 and 248 K. The largest changes occur in the structured region between 410 and 450 nm where the fine structure becomes more pronounced at lower temperatures.

Photolysis Quantum Yield and Product Studies: Quantum yields have been measured in several studies. Kyle and Orchard³ reported products formed in the photolysis of methylglyoxal at 387 K and 436 nm. Staffelbach et al.⁷ measured the products after photolysis of dilute mixtures of methylglyoxal in air using a Xe arc equipped with different band pass filters to isolate several regions of the spectrum. The observed products (CO, CO₂, HCHO, CH₃COOH, CH₃COOOH, CH₃OH and HCOOH,) led to the conclusion that only channel (1) is important in the photolysis range 240–480 nm. Quantum yields were derived by modeling the products formed using a number of secondary radical reactions. At 760 Torr, the Φ_1 yields were: 0.005 for the wavelength region 410–418 nm, 0.055 for 355–480 nm, 0.07 for 280–240 nm and 0.14 for 240–420 nm.

Raber and Moortgat⁶ irradiated methylglyoxal in air at different total pressures using two types of broadband lamps and determined the products (CO, CO₂, HCHO, CH₃OOH, CH₃OH, HCOOH, CH₃CHO, CH₃COOH, CH₃COOOH and CH₃COCOOH). The quantum yield derived by modeling the products of the photolysis in the 275–380 nm region varied from 0.94 ± 0.04 at 54 Torr to 0.64 ± 0.03 at 760 Torr, and in the 390–470 nm region from 0.41 ± 0.04 to 0.23 ± 0.02 .

Koch and Moortgat² determined the quantum yields of CO, HCHO and CH₃CHO formation at 298 K as a function of wavelength (260–440 nm) and pressure of synthetic air (30–900 Torr) using “broad” monochromatic light, with an optical resolution of 8.5 nm. For photolysis in the 260–320 nm band, the overall quantum yield was found to be unity, independent of wavelength and pressure. The analysis of the data gave evidence that channel (1) is the predominant photolysis path. In the 380–440 nm band the quantum yield of CO showed a Stern-Volmer pressure dependence and the quantum yield of H₂CO increased with increasing methylglyoxal pressure, which was attributed to the reaction of excited methylglyoxal with ground state methylglyoxal.

The quantum yield of channel (1) over the wavelength range 250–500 nm was expressed as

$$1/\Phi_1(\lambda) = 1/\Phi_0(\lambda) + P(\text{Torr}) / k(\lambda)$$

where

$$\Phi_0(\lambda) = 1 \text{ for } \lambda < 380 \text{ nm}$$

$$\Phi_0(\lambda) = (8.15 \pm 0.7) 10^{-9} [\exp(7131 \pm 267) / \lambda] \text{ for } \lambda > 380 \text{ nm}$$

$$k(\lambda) = (7.34 \pm 0.1) 10^{-9} [\exp(8793 \pm 300) / \lambda]$$

Chen et al.¹ used a tunable dye laser to photolysed methylglyoxal at 10 nm intervals over the range 290–440 nm combined with detection of the primary HCO radical photolysis product using cavity ring-down spectroscopy. The HCO quantum yield was calibrated against HCO produced in the photolysis of HCHO or Cl₂/HCHO mixtures. They report the HCO quantum yield to be unity in the wavelength range 320–360 nm, 0.82 ± 0.06 at 290 nm, and to decrease at wavelengths >370 nm to a value of 0.17 ± 0.02 at 440 nm. The HCO quantum yields were reported to be independent of pressure between 290 and 370 nm for the pressure range 10–400 Torr N₂ but to have a Stern-Volmer pressure dependence at wavelengths ≥ 380 nm given by

$$1/\Phi_1(\lambda) = 1/\Phi_0(\lambda) + k_Q(\lambda) P(\text{Torr})$$

where

$$\Phi_0(\lambda) = (3.63 \pm 0.32) \times 10^{-7} [\exp(5693 \pm 533) / \lambda]$$

and

$$k_Q(\lambda) = (1.93 \pm 0.24) \times 10^4 [\exp(-5639 \pm 497) / \lambda]$$

The zero pressure quantum yields, $\Phi_0(\lambda)$, are in good agreement for wavelengths ≤ 420 nm. However, the quantum yields at 760 Torr from the Chen et al.¹ and Koch and Moortgat² expressions deviate by a factor 4 for wavelengths ≥ 420 nm. The data from the more direct study by Chen et al.¹ are recommended. Additional measurements are needed to establish the quantum yields in the long wavelength tail of the spectrum at atmospherically relevant pressures.

Table 4D-28. Recommended Absorption Cross Sections of CH₃C(O)C(O)H at 298 K

λ (nm)	$10^{20} \sigma$ (cm ²)	λ (nm)	$10^{20} \sigma$ (cm ²)	λ (nm)	$10^{20} \sigma$ (cm ²)	λ (nm)	$10^{20} \sigma$ (cm ²)	λ (nm)	$10^{20} \sigma$ (cm ²)
200	33.8	259	3.25	318	1.82	377	2.10	436	11.1
201	30.6	260	3.29	319	1.68	378	2.18	437	10.0
202	27.0	261	3.33	320	1.50	379	2.30	438	10.6
203	23.0	262	3.36	321	1.34	380	2.42	439	11.0
204	18.6	263	3.42	322	1.22	381	2.54	440	9.94
205	15.3	264	3.49	323	1.14	382	2.70	441	10.4
206	12.1	265	3.59	324	1.01	383	2.88	442	10.2
207	10.0	266	3.73	325	0.924	384	3.03	443	10.2
208	8.52	267	3.87	326	0.848	385	3.20	444	11.2
209	7.43	268	4.02	327	0.774	386	3.39	445	9.62
210	6.34	269	4.13	328	0.716	387	3.61	446	8.91
211	5.58	270	4.20	329	0.672	388	3.71	447	9.84
212	4.73	271	4.22	330	0.647	389	3.88	448	9.19
213	4.16	272	4.23	331	0.620	390	4.03	449	10.1

214	3.57	273	4.27	332	0.608	391	4.22	450	8.68
215	3.08	274	4.31	333	0.525	392	4.31	451	6.35
216	2.65	275	4.37	334	0.531	393	4.47	452	6.33
217	2.33	276	4.49	335	0.495	394	4.57	453	6.08
218	2.10	277	4.64	336	0.455	395	4.67	454	4.47
219	1.46	278	4.77	337	0.407	396	4.87	455	3.69
220	1.45	279	4.87	338	0.362	397	5.08	456	3.09
221	1.44	280	4.92	339	0.346	398	5.26	457	2.47
222	1.43	281	4.93	340	0.322	399	5.46	458	1.81
223	1.44	282	4.90	341	0.300	400	5.62	459	1.28
224	1.43	283	4.83	342	0.289	401	5.90	460	0.914
225	1.44	284	4.76	343	0.288	402	6.07	461	0.795
226	1.46	285	4.70	344	0.289	403	6.36	462	0.643
227	1.48	286	4.66	345	0.295	404	6.55	463	0.480
228	1.51	287	4.65	346	0.308	405	6.92	464	0.332
229	1.53	288	4.73	347	0.325	406	7.20	465	0.268
230	1.60	289	4.84	348	0.339	407	7.59	466	0.228
231	1.61	290	4.92	349	0.362	408	7.95	467	0.188
232	1.65	291	4.90	350	0.385	409	8.12	468	0.160
233	1.67	292	4.81	351	0.424	410	8.52	469	0.133
234	1.75	293	4.70	352	0.463	411	8.64	470	0.108
235	1.83	294	4.57	353	0.492	412	9.07	471	0.0998
236	1.86	295	4.37	354	0.523	413	9.38	472	0.0897
237	1.93	296	4.17	355	0.556	414	9.62	473	0.0776
238	1.96	297	4.00	356	0.597	415	9.69	474	0.0680
239	2.00	298	3.88	357	0.635	416	9.72	475	0.0627
240	2.07	299	3.76	358	0.676	417	10.0	476	0.0561
241	2.14	300	3.69	359	0.720	418	10.1	477	0.0515
242	2.19	301	3.70	360	0.765	419	10.1	478	0.0483
243	2.23	302	3.74	361	0.816	420	10.2	479	0.0462
244	2.27	303	3.74	362	0.872	421	10.3	480	0.0392
245	2.30	304	3.62	363	0.933	422	10.5	481	0.0366
246	2.33	305	3.38	364	1.00	423	10.5	482	0.0315
247	2.38	306	3.15	365	1.08	424	10.2	483	0.0278
248	2.46	307	2.92	366	1.15	425	10.3	484	0.0271
249	2.57	308	2.71	367	1.23	426	10.0	485	0.0243
250	2.64	309	2.52	368	1.31	427	9.84	486	0.0217
251	2.68	310	2.34	369	1.40	428	10.0	487	0.0186
252	2.71	311	2.18	370	1.47	429	9.94	488	0.0181
253	2.73	312	2.06	371	1.55	430	10.4	489	0.0170
254	2.76	313	1.97	372	1.64	431	10.5	490	0.0174
255	2.82	314	1.90	373	1.73	432	9.79	491	0.0162
256	2.93	315	1.86	374	1.81	433	10.6	492	0.0161
257	3.06	316	1.86	375	1.90	434	10.5	493	0.0138
258	3.17	317	1.87	376	2.02	435	10.8		

Note:

200–218 nm: Staffelbach et al.⁷

219–235 nm: mean of data from Meller et al.⁴ and Staffelbach et al.⁷

236–493 nm: Meller et al.⁴

- (1) Chen, Y.; Wang, W.; Zhu, L. Wavelength-dependent photolysis of methylglyoxal in the 290–440 nm region. *J. Phys. Chem. A* **2000**, *104*, 11126–11131, doi:10.1021/jp002262t.
- (2) Koch, S.; Moortgat, G. K. Photochemistry of methylglyoxal in the vapor phase. *J. Phys. Chem. A* **1998**, *102*, 9142–9153.
- (3) Kyle, E.; Orchard, S. W. The photolysis of methyl glyoxal vapour at 436 nm. *J. Photochem.* **1977**, *7*, 305–317.
- (4) Meller, R.; Raber, W.; Crowley, J. N.; Jenkin, M. E.; Moortgat, G. K. The UV-visible absorption spectrum of methylglyoxal. *J. Photochem. Photobiol. A: Chem.* **1991**, *62*, 163–171.

- (5) Plum, C. N.; Sanhueza, E.; Atkinson, R.; Carter, W. P. L.; Pitts, J. N. J. OH radical rate constant and photolysis rates of α -dicarbonyls. *Environ. Sci. Technol.* **1983**, *17*, 479-484.
- (6) Raber, W. H.; Moortgat, G. K. Photooxidation of selected carbonyl compounds in air: methyl ethyl ketone, methyl vinyl ketone, methacrolein, and methylglyoxal. In *Progress and Problems in Atmospheric Chemistry*; Barker, J., Ed.; World Scientific Publ. Co.: Singapore, 1996; pp 318-373.
- (7) Staffelbach, T. A.; Orlando, J. J.; Tyndall, G. S.; Calvert, J. G. The UV-visible absorption spectrum and photolysis quantum yields of methylglyoxal. *J. Geophys. Res.* **1995**, *100*, 14189-14198.

D25. HC(O)OH (formic acid)

[Back to Index](#)

HC(O)OH + hv \rightarrow HCO + OH	422 kJ mol ⁻¹	260 nm	(1)
\rightarrow H + COOH	408 kJ mol ⁻¹	293 nm	(2)
\rightarrow HCOO + H	470 kJ mol ⁻¹	254 nm	(3)
\rightarrow H ₂ + CO ₂	-15 kJ mol ⁻¹	All	(4)
\rightarrow H ₂ O + CO	264 kJ mol ⁻¹	454 nm	(5)

(HC(O)OH)₂ (formic acid dimer)

(HC(O)OH) ₂ + hv \rightarrow HCO + OH + HCOOH			(6)
\rightarrow CO + H ₂ O + HCOOH			(7)
\rightarrow H ₂ + CO ₂ + HCOOH			(8)

(Recommendation: 06-2, Note: 10-6, Evaluated: 10-6)

Absorption Cross Sections: The UV absorption spectrum of formic acid, HC(O)OH, and formic acid dimer, (HC(O)OH)₂, have been measured near 300 K for a range of sample pressures by McMillan¹ (200–249 nm; 35.2, 16.4, and 2.45 Torr), Singleton et al.⁵ (195–250 nm; 29 pressures between 0.5 and 22 Torr), Singleton et al.,⁷ and Nagakura et al.⁴ (154–191 nm). Jolly et al.³ reported cross sections at 222 nm in connection with their quantum yield measurements. Singleton et al.⁷ also measured spectra at 356.2 K. The absorption spectrum of the dimer has a broad maximum near 205 nm and a monotonic decrease in intensity with increasing wavelength. The absorption maximum of the monomer is shifted to longer wavelengths, with a peak cross section near 215 nm, about one third the magnitude of the peak cross section for the dimer. The decrease in cross sections with increasing wavelength is more rapid for the dimer than for the monomer, resulting in monomer cross sections being greater at 250 nm by approximately a factor 10. The absorption spectra reported by McMillan¹ were derived assuming monomers only in spite of undefined amounts of monomer and dimer contributions, resulting in a reported spectra that lies between those reported by Singleton et al.⁵ for the monomer and the dimer. The recommended absorption cross sections in Table 4D-29 are taken from Singleton et al.⁵ measured with a resolution of 1 nm.

Photolysis Quantum Yield and Product Studies: In the pre-1966 studies considered in Calvert and Pitts¹ yields of final products CO, CO₂, H₂, H₂O (suggested as due to the molecular elimination channels 4 and 5) were determined. However, in the experiments considered it would be difficult to distinguish between primary photolytic products and products formed by subsequent secondary free-radical reactions. Jolly et al.³ determined the quantum yield of OH formation at 222 nm for the monomer to be 1.05 ± 0.14 and essentially zero for the dimer. In a follow-up study, Singleton et al.⁷ re-determined the OH quantum yields at 222 nm to be 0.704 ± 0.048 at 298 K and 0.771 ± 0.030 at 356.2 K for the monomer, and 0.153 ± 0.028 at 298 K for the dimer (the OH yield for the dimer at elevated temperatures was assumed to be zero). Photodissociation into the other radical channels, 2 and 3, is minor and has been discussed by He and Fang.² Photodissociation quantum yields for the dimer were determined at 222 nm by Singleton et al.⁶ to be $\Phi_{6,D} = 0.15$, $\Phi_{7,D} = 0.81$ and $\Phi_{8,D} = 0.04$.

Table 4D-29. Recommended Absorption Cross Sections of HC(O)OH and (HC(O)OH)₂ at 302 K

λ (nm)	$10^{20} \sigma$ (cm ²)		λ (nm)	$10^{20} \sigma$ (cm ²)	
	monomer	dimer		monomer	dimer
195	9.18	27.4	223	11.9	17.0
196	9.96	29.1	224	11.3	15.5
197	9.57	30.8	225	10.9	14.1
198	10.0	32.2	226	9.87	12.7
199	10.7	33.3	227	10.4	11.3
200	10.7	34.6	228	9.24	10.1
201	11.5	35.4	229	9.15	8.87
202	11.9	36.2	230	8.12	7.78
203	12.5	36.7	231	7.18	6.77
204	12.5	37.3	232	7.07	5.87
205	13.8	37.4	233	6.44	5.01
206	13.6	37.4	234	6.68	4.26
207	13.7	37.2	235	5.24	3.58
208	13.6	36.9	236	5.40	2.95
209	14.1	36.2	237	4.10	2.46
210	14.4	35.5	238	4.32	2.03
211	14.2	34.6	239	3.58	1.63
212	13.6	33.6	240	3.79	1.31
213	14.3	32.4	241	2.79	1.02
214	14.9	31.0	242	2.83	0.795
215	15.0	29.4	243	1.98	0.659
216	13.7	28.1	244	2.10	0.490
217	13.6	26.7	245	1.73	0.337
218	13.4	25.1	246	1.79	0.267
219	13.5	23.4	247	1.18	0.190
220	12.9	21.8	248	1.23	0.134
221	11.6	20.2	249	0.855	0.093
222	12.4	18.6	250	0.861	0.072

Note:

Singleton et al.⁵

- (1) Calvert, J. G.; Pitts Jr., J. N. In *Photochemistry*; John Wiley & Sons, Inc.: New York, 1966; pp 368.
- (2) He, H.-Y.; Fang, W.-H. A CASSCF/MR-CI study toward the understanding of wavelength-dependent and geometrically memorized photodissociation of formic acid. *J. Am. Chem. Soc.* **2003**, *125*, 16139-16147, doi:10.1021/ja0363157.
- (3) Jolly, G. S.; Singleton, D. L.; Paraskevopoulos, G. Direct determination of the quantum yield of OH in the laser photolysis of formic acid. *J. Phys. Chem.* **1987**, *91*, 3463-3465, doi:10.1021/j100297a001.
- (4) Nagakura, S.; Kaya, K.; Tsubomura, H. Vacuum ultraviolet absorption spectra and electronic structures of formic acid, acetic acid and ethyl acetate. *J. Mol. Spectrosc.* **1964**, *13*, 1-8.
- (5) Singleton, D. L.; Paraskevopoulos, G.; Irwin, R. S. UV absorption cross-sections of the monomer and dimer of formic acid. *J. Photochem.* **1987**, *37*, 209-216.
- (6) Singleton, D. L.; Paraskevopoulos, G.; Irwin, R. S. Laser photolysis of formic acid vapor at 222 nm. Quantum yields of stable products. *Res. Chem. Intermediates* **1989**, *12*, 1-12.
- (7) Singleton, D. L.; Paraskevopoulos, G.; Irwin, R. S. Laser photolysis of carboxylic acids in the gas phase. Direct determination of the OH quantum yield at 222 nm. *J. Phys. Chem.* **1990**, *94*, 695-699.

D26. CH₃C(O)OH (acetic acid)

[Back to Index](#)

CH ₃ C(O)OH + hv	→ CH ₄ + CO ₂	-35 kJ mol ⁻¹	All	(1)
	→ CH ₃ + COOH	391 kJ mol ⁻¹	306 nm	(2)
	→ CH ₃ CO + OH	459 kJ mol ⁻¹	260 nm	(3)
	→ CH ₃ COO + H	462 kJ mol ⁻¹	259 nm	(4)

(Recommendation: 06-2, Note: 10-6, Evaluated: 10-6)

Absorption Cross Sections: The UV absorption spectrum of acetic acid, CH₃C(O)OH, and the acetic acid dimer, (CH₃C(O)OH)₂, have been measured for a range of sample pressures at 300 K by McMillan¹ (200–241 nm; 12.9, 11.0, 8.3, and 3.6 Torr), at 283, 303 and 338 K by Hintze et al.² (195–220 nm), and at 270, 298, 325, and 345 K by Orlando and Tyndall⁴ (210–245 nm; 0.12–3.6 Torr). Singleton et al.⁵ reported cross sections at 222 nm in connection with quantum yield measurements at 298 and 356.2 K. The monomer spectrum reported by Orlando and Tyndall⁴ and Hintze et al.² has a broad maximum near 207 nm and a monotonic decrease in intensity with increasing wavelength. The absorption maximum for the dimer appears at shorter wavelength, below 205 nm, and is twice as intense as that of the monomer. The decrease in cross sections with increasing wavelength is more rapid for the dimer than for the monomer resulting in the monomer cross section being greater at 240 nm by a factor 6. Hintze et al.² determined the absorption cross section at the maximum for the monomer at 206.1 nm and 297 K to be $(1.27 \pm 0.10) \times 10^{-19}$ cm² molecule⁻¹ and for the dimer and at 208.1 nm to be $(2.44 \pm 0.08) \times 10^{-19}$ cm² molecule⁻¹. The absorption spectra reported by Calvert and Pitts¹ were derived assuming monomers only in spite of undefined amounts of monomer and dimer. The absorption spectrum for the greatest pressure is close to the dimer spectrum reported by Orlando and Tyndall⁴, suggesting that the sample was primarily dimer at the higher pressures. The recommended absorption cross sections in Table 4D-30 are taken from Orlando and Tyndall⁴ (measured at 0.6 nm resolution).

Photolysis Quantum Yield and Product Studies: Early photolysis studies reported yields of the end products CO, CO₂, CH₄, and C₂H₆ (Calvert and Pitts¹) and proposed molecular elimination (channel 1) and radical formation (channels 2–4) originating from the monomer. Hunnicutt et al.³ photolysed acetic acid at 218 nm and used photofragment laser fluorescence to determine channel (2) to be the dominant photochemical path. Singleton et al.⁵ determined the OH quantum yield at 222 nm to be 0.546 ± 0.097 at 298 K and 0.692 ± 0.024 at 356.2 K for the monomer and 0.038 ± 0.026 at 298 K for the dimer (a dimer quantum yield of zero was assumed at elevated temperatures).

Table 4D-30. Recommended Absorption Cross Sections of CH₃C(O)OH and (CH₃C(O)OH)₂ at 298 K

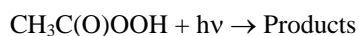
λ (nm)	10 ²⁰ σ (cm ²)	
	monomer	dimer
210	15.1	23.4
212	14.7	20.9
214	13.5	18.4
216	12.5	15.8
218	11.7	13.2
220	10.5	10.9
222	9.33	8.54
224	8.19	6.68
226	7.17	4.95
228	6.00	3.60
230	5.09	2.45
232	4.20	1.71
234	3.44	1.11
236	2.71	0.65
238	2.11	0.45
240	1.64	0.27
242	1.19	
244	0.89	

Note: Orlando and Tyndall⁴

- (1) Calvert, J. G.; Pitts Jr., J. N. In *Photochemistry*; John Wiley & Sons, Inc.: New York, 1966; pp 368.
- (2) Hintze, P. E.; Aloisio, S.; Vaida, V. Electronic spectroscopy of organic acid dimers. *Chem. Phys. Lett.* **2001**, *343*, 159-165.
- (3) Hunnicutt, S. S.; Waits, L. D.; Guest, J. A. Energetic constraints in the 218 nm photolysis of acetic acid. *J. Phys. Chem.* **1989**, *93*, 5188-5195, doi:10.1021/j100350a033.
- (4) Orlando, J. J.; Tyndall, G. S. Gas phase UV absorption spectra for peracetic acid, and for acetic acid monomers and dimers. *J. Photochem. Photobiol. A: Chem.* **2003**, *157*, 161-166, doi:10.1016/S1010-6030(03)00067-4.
- (5) Singleton, D. L.; Paraskevopoulos, G.; Irwin, R. S. Laser photolysis of carboxylic acids in the gas phase. Direct determination of the OH quantum yield at 222 nm. *J. Phys. Chem.* **1990**, *94*, 695-699.

D27. CH₃C(O)OOH (peracetic acid)

[Back to Index](#)



(1)

(Recommendation: 06-2, Note: 10-6, Evaluated: 10-6)

Absorption Cross Sections: The UV absorption spectrum of peracetic acid, CH₃C(O)OOH, was measured at 248 and 298 K by Orlando and Tyndall¹ (205–340 nm). The absorption cross sections decrease in a monotonic near-exponential fashion with increasing wavelength. The spectrum recorded at 248 K shows a faster fall-off with increasing wavelength than that recorded at room temperature. The recommended absorption cross sections in Table 4D-31 are taken from Orlando and Tyndall (the only study available) (measured at 0.6 nm resolution).

Photolysis Quantum Yield and Product Studies: No recommendation.

Table 4D-31. Recommended Absorption Cross Sections CH₃C(O)OOH at 298 K

λ (nm)	$10^{20} \sigma$ (cm ²)	λ (nm)	$10^{20} \sigma$ (cm ²)	λ (nm)	$10^{20} \sigma$ (cm ²)	λ (nm)	$10^{20} \sigma$ (cm ²)
210	38.1	244	4.31	278	0.574	312	0.045
212	33.1	246	3.82	280	0.506	314	0.044
214	29.5	248	3.41	282	0.444	316	0.040
216	25.4	250	3.05	284	0.386	318	0.035
218	21.7	252	2.71	286	0.334	320	0.025
220	18.9	254	2.42	288	0.297	322	0.020
222	16.0	256	2.16	290	0.256	324	0.020
224	13.9	258	1.93	292	0.226	326	0.017
226	12.0	260	1.71	294	0.193	328	0.014
228	10.5	262	1.53	296	0.170	330	0.009
230	9.10	264	1.35	298	0.141	332	0.011
232	8.01	266	1.21	300	0.123	334	0.011
234	7.03	268	1.06	302	0.107	336	0.009
236	6.31	270	0.945	304	0.094	338	0.009
238	5.61	272	0.835	306	0.078	340	0.006
240	5.03	274	0.742	308	0.069		
242	4.83	276	0.651	310	0.062		

Note:

Orlando and Tyndall,¹ 310–340 nm region obtained from a linear interpolation of ln(σ)

- (1) Orlando, J. J.; Tyndall, G. S. Gas phase UV absorption spectra for peracetic acid, and for acetic acid monomers and dimers. *J. Photochem. Photobiol. A: Chem.* **2003**, *157*, 161-166, doi:10.1016/S1010-6030(03)00067-4.

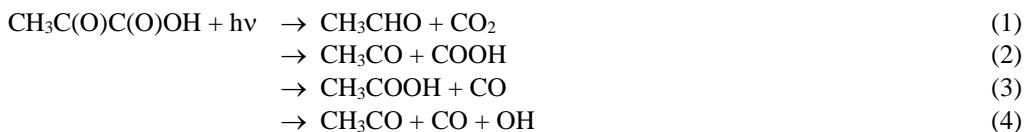
D28. C₂H₅C(O)OH (propionic acid)[Back to Index](#)

(Recommendation: 06-2, Note: 10-6, Evaluated: 10-6)

Absorption Cross Sections: The absorption spectrum of propionic acid, C₂H₅C(O)OH, and the propionic acid dimer, (C₂H₅C(O)OH)₂, have been measured by Hinze et al.¹ (195–220 nm) at 283, 303 and 338 K and Vicente et al.³ (115–257 nm) at 313 K. The spectrum has a strong absorption band in the region 115–192 nm and a weaker band in the region 192–248 nm with a broad maximum near 207 nm. Hinze et al.¹ determined the absorption cross section for the monomer at 206.1 nm and 297 K to be $(1.52 \pm 0.16) \times 10^{-19}$ cm² molecule⁻¹. The dimer cross section at 208.1 nm was determined to be $(3.24 \pm 0.22) \times 10^{-19}$ cm² molecule⁻¹. Absorption cross sections have also been measured at 298 and 356.2 K and 222 nm by Singleton et al.² These investigators obtained absorption cross sections of 12.2×10^{-20} cm² molecule⁻¹ at 298 K and 10.6×10^{-20} cm² molecule⁻¹ at 356.2 K for the monomer and derived absorption cross sections of 10.6×10^{-20} cm² molecule⁻¹ at 298 K and 25.6×10^{-20} cm² molecule⁻¹ at 356.2 K for the dimer by an extrapolation procedure.

Photolysis Quantum Yield and Product Studies: Quantum yields for the formation of OH radicals at 222 nm have been measured by Singleton et al.² to be 0.148 ± 0.90 and 0.341 ± 0.014 for the monomer at 297.6 and 375.0 K, respectively, and 0.018 ± 0.06 at 297.6 K for the dimer (an OH quantum yield of zero for the dimer was assumed at elevated temperatures).

- (1) Hintze, P. E.; Aloisio, S.; Vaida, V. Electronic spectroscopy of organic acid dimers. *Chem. Phys. Lett.* **2001**, *343*, 159-165.
- (2) Singleton, D. L.; Paraskevopoulos, G.; Irwin, R. S. Laser photolysis of carboxylic acids in the gas phase. Direct determination of the OH quantum yield at 222 nm. *J. Phys. Chem.* **1990**, *94*, 695-699.
- (3) Vicente, A.; Antunes, R.; Almeida, D.; Franco, I. J. A.; Hoffmann, S. V.; Mason, N. J.; Eden, S.; Dufлот, D.; Canneaux, S.; Delwiche, J.; Hubin-Franskin, M.-J.; Limão-Vieira, P. Photoabsorption measurements and theoretical calculations of the electronic state spectroscopy of propionic, butyric, and valeric acids. *Phys. Chem. Chem. Phys.* **2009**, *11*, 5729-5741, doi:10.1039/b823500g.

D29. CH₃C(O)C(O)OH (pyruvic acid)[Back to Index](#)

(Recommendation: 06-2, Note: 10-6, Evaluated: 10-6)

Absorption Cross Sections: The UV absorption spectrum of pyruvic acid, CH₃C(O)C(O)OH, has been measured at room temperature by Horowitz et al.² (250–410 nm, 0.25 nm resolution) and Mellouki and Mu³ (290–380 nm). An absorption spectrum of pyruvic acid has also been reported by Yamamoto and Back⁷ (250–400 nm) at 358 K. The continuous absorption band between 275–400 nm peaks near 350 nm and contains significant diffuse vibrational band structure. Absolute cross sections for the relative spectrum reported by Yamamoto and Back⁷ were given in Horowitz et al.² following normalization of the spectrum at 350 nm to 3.82×10^{-20} cm² molecule⁻¹. The general shapes of the reported spectra are qualitatively similar although the spectrum reported by Yamamoto and Back⁷ is red shifted and the cross sections at wavelengths <300 nm are considerably greater. This difference in cross section may in part be ascribed to the effect of temperature on the spectrum. The cross sections measured by Mellouki and Mu³ are systematically greater than those obtained by Horowitz et al.² The difference reaches a factor of two for wavelengths <295 nm and is ~20–30% between 305 and 370 nm. These differences are most likely due to the difficulties in handling the pyruvic acid sample and determining its concentration. The recommended absorption cross sections in Table 4D-32 are 1 nm averages from Horowitz et al.² in the range 252–285 nm, the mean of the data from Horowitz et al.² and Mellouki and Mu³ (both 1 nm averages) in the range 290–380 nm, and the data from Horowitz et al.² in the range 385–399 nm.

Photolysis Quantum Yield and Product Studies: Moortgat⁴ reported an effective quantum yield for pyruvic acid photodissociation under atmospheric conditions from a study in an outdoor photoreactor to be 0.43 ± 0.07 . Vesley and Leermakers⁵ reported quantum yields of CO₂ of 1.02 ± 0.06 and of CH₃CHO of 0.6 for photolysis at 366 nm. Yamamoto and Back⁷ measured quantum yields of CO₂ of 0.9 ± 0.1 and CH₃CHO of 0.45 at 366 nm and 340 K. The CH₃CHO yields obtained for 320 and 345 nm photolysis were more variable.

Berges and Warneck¹ measured the quantum yields of CH₃CHO, CO₂ and CH₃COOH at 350 nm to be 0.48 ± 0.01, 1.27 ± 0.18 and 0.14, respectively. In the presence of NO₂, the quantum yield of CH₃CHO was reduced to 0.30 ± 0.04 and PAN was formed with a quantum yield of 0.15 ± 0.02. Berges and Warneck¹ established $\Phi_1 = 0.48 \pm 0.01$ and $\Phi_2 = 0.39 \pm 0.10$. Mellouki and Mu³ used a laser flash photolysis system at 355 nm and observed the formation of OH originating via channel (4) with a quantum yield of $\Phi_4 = 0.05 \pm 0.03$. The analysis of the products CH₃CHO, CO, CH₃COOH by Winterhalter et al.⁶ are consistent with the data of Berges and Warneck¹ and lead to a quantum yield of channel (3) $\Phi_3 = 0.08 \pm 0.03$. For the photolysis of pyruvic acid at 366 nm the following quantum yields are recommended $\Phi_1 = 0.48 \pm 0.01$, $\Phi_2 = 0.39 \pm 0.10$, $\Phi_3 = 0.08 \pm 0.03$ and $\Phi_4 = 0.05 \pm 0.03$.

Table 4D-32. Recommended Absorption Cross Sections of CH₃C(O)C(O)OH at 298 K

λ (nm)	$10^{20} \sigma$ (cm ²)	λ (nm)	$10^{20} \sigma$ (cm ²)	λ (nm)	$10^{20} \sigma$ (cm ²)	λ (nm)	$10^{20} \sigma$ (cm ²)	λ (nm)	$10^{20} \sigma$ (cm ²)
252	1.54	280	0.118	312	1.34	340	3.93	368	3.16
253	1.55	281	0.101	313	1.42	341	3.94	369	3.52
254	1.61	282	0.093	314	1.49	342	4.19	370	3.26
255	1.56	283	0.098	315	1.57	343	4.24	371	2.87
256	1.52	284	0.104	316	1.69	344	4.17	372	2.04
257	1.41	285	0.113	317	1.83	345	4.26	373	1.76
258	1.25	290	0.302	318	1.94	346	4.46	374	1.68
259	1.07	291	0.323	319	2.05	347	4.58	375	1.22
260	0.908	292	0.370	320	2.17	348	4.73	376	1.09
261	0.801	293	0.409	321	2.31	349	4.92	377	0.950
262	0.737	294	0.439	322	2.41	350	4.98	378	0.842
263	0.718	295	0.470	323	2.50	351	4.79	379	0.688
264	0.718	296	0.491	324	2.54	352	4.63	380	0.521
265	0.700	297	0.519	325	2.60	353	4.54	385	0.097
266	0.651	298	0.548	326	2.72	354	4.47	386	0.084
267	0.566	299	0.594	327	2.78	355	4.13	387	0.077
268	0.470	300	0.639	328	2.84	356	3.89	388	0.066
269	0.367	301	0.678	329	2.98	357	3.66	389	0.056
270	0.278	302	0.724	330	3.15	358	3.41	390	0.047
271	0.224	303	0.775	331	3.35	359	3.22	391	0.034
272	0.195	304	0.822	332	3.66	360	3.44	392	0.031
273	0.185	305	0.898	333	3.87	361	3.59	393	0.026
274	0.182	306	0.977	334	3.91	362	3.37	394	0.015
275	0.188	307	1.04	335	3.96	363	3.01	395	0.011
276	0.189	308	1.13	336	4.02	364	2.85	396	0.006
277	0.180	309	1.21	337	4.02	365	2.86	397	0.002
278	0.164	310	1.22	338	3.99	366	2.80	398	0.002
279	0.139	311	1.27	339	3.956	367	2.88	399	<0.001

Note:

252–285 nm: Horowitz et al.²

290–380 nm: mean of the data from Horowitz et al.² and Mellouki and Mu³

385–399 nm: Horowitz et al.²

- (1) Berges, M. G. M.; Warneck, P. Product quantum yields for 350 nm photodecomposition of pyruvic acid in air. *Ber. Bunsenges. Phys. Chem.* **1992**, *96*, 413-416.
- (2) Horowitz, A.; Meller, R.; Moortgat, G. K. The UV-VIS absorption cross sections of the α -dicarbonyl compounds: pyruvic acid, biacetyl and glyoxal. *J. Photochem. Photobiol. A: Chem.* **2001**, *146*, 19-27.
- (3) Mellouki, A.; Mu, Y. On the atmospheric degradation of pyruvic acid in the gas phase. *J. Photochem. Photobiol. A: Chem.* **2003**, *157*, 295-300, doi:10.1016/S1010-6030(03)00070-4.
- (4) Moortgat, G. K. Important photochemical processes in the atmosphere. *Pure Appl. Chem.* **2001**, *73*, 487-490.
- (5) Vesley, G. F.; Leermakers, P. A. The photochemistry of α -keto acids and α -keto esters. III. Photolysis of pyruvic acid in the vapor phase. *J. Phys. Chem.* **1964**, *68*, 2364-2366, doi:10.1021/j100790a507.

- (6) Winterhalter, R.; Jensen, N. R.; Magneron, I.; Wirtz, K.; Mellouki, A.; Mu, Y.; Tadic, J.; Horowitz, A.; Moortgat, G. K.; Hjorth, J. "Proceedings of the EUROTRAC-2 Symposium 2000", 2001, Springer, Berlin.
- (7) Yamamoto, S.; Back, R. A. The photolysis and thermal decomposition of pyruvic acid in the gas phase. *Can. J. Chem.* **1985**, *63*, 549-554.

D30. HC(O)OCH₃ (methyl formate)

[Back to Index](#)



(Recommendation: 06-2, Note: 10-6, Evaluated: 10-6)

Absorption Cross Sections: The UV absorption spectrum of methyl formate, HC(O)OCH₃, has been measured at room temperature by McMillan¹ (201–260 nm) and Vésine and Mellouki² (211–260 nm). The spectrum consists of a continuous absorption band with a maximum near 215 nm and weak diffuse structure. There is good agreement, better than 10%, among the results from these studies. The recommended cross sections in Table 4D-33 are taken from McMillan¹ for the region 202–210 nm (read from a figure) and Vésine and Mellouki² for the region 211–260 nm. The Vésine and Mellouki² data given here are averages of their high resolution (0.04 nm) spectrum over 1 and 2 nm intervals in the ranges 211–230 and 230–260 nm, respectively.

Photolysis Quantum Yield and Product Studies: No recommendation.

Table 4D-33. Recommended Absorption Cross Sections of HC(O)OCH₃ at 298 K

λ (nm)	10 ²⁰ σ (cm ²)	λ (nm)	10 ²⁰ σ (cm ²)	λ (nm)	10 ²⁰ σ (cm ²)	λ (nm)	10 ²⁰ σ (cm ²)
202	16.2	213	20.3	224	16.8	240	3.56
203	17.0	214	21.2	225	15.7	242	2.65
204	17.9	215	21.1	226	14.0	244	1.65
205	18.2	216	20.3	227	12.5	246	1.24
206	18.7	217	19.3	228	12.4	248	0.770
207	18.9	218	19.7	229	12.3	250	0.480
208	19.1	219	20.0	230	11.3	252	0.301
209	19.5	220	19.2	232	8.36	254	0.162
210	20.4	221	17.9	234	7.48	256	0.0717
211	20.4	222	16.7	236	6.11	258	0.0455
212	20.1	223	16.6	238	4.15	260	0.0281

Note:

202–210 nm: McMillan (personal communication to Calvert¹)

211–260 nm: Vésine and Mellouki² (averages over 1 and 2 nm intervals)

- (1) Calvert, J. G.; Pitts Jr., J. N. In *Photochemistry*; John Wiley & Sons, Inc.: New York, 1966; pp 368.
- (2) Vésine, E.; Mellouki, A. UV absorption cross sections for a series of formates. *J. Chim. Phys.* **1997**, *94*, 1634-1641.

D31. HC(O)OC₂H₅ (ethyl formate)

[Back to Index](#)



(Recommendation: 06-2, Note: 10-6, Evaluated: 10-6)

Absorption Cross Sections: The UV absorption spectrum of ethyl formate, HC(O)OC₂H₅, has been measured at room temperature by McMillan¹ (201–260 nm) and Vésine and Mellouki² (211–260 nm). The spectrum exhibits a structured absorption band with the maximum near 215 nm. The two data sets agree within ~15% with the data of Vésine and Mellouki² being systematically smaller. An explanation for the discrepancy could not be found by Vésine and Mellouki.² The recommended absorption cross sections in Table 4D-34 are the high resolution (0.04 nm) data of Vésine and Mellouki² averaged over 1 and 2 nm intervals in the ranges 211–230 and 230–260 nm, respectively.

Photolysis Quantum Yield and Product Studies: No recommendation.

Table 4D-34. Recommended Absorption Cross Sections of HC(O)OC₂H₅ at 297 K

λ (nm)	$10^{20} \sigma$ (cm ²)	λ (nm)	$10^{20} \sigma$ (cm ²)	λ (nm)	$10^{20} \sigma$ (cm ²)	λ (nm)	$10^{20} \sigma$ (cm ²)
211	18.6	220	17.8	229	11.2	246	1.47
212	18.6	221	17.1	230	11.0	248	1.04
213	18.3	222	15.9	232	9.03	250	0.665
214	18.5	223	15.1	234	7.21	252	0.405
215	19.0	224	15.0	236	6.50	254	0.251
216	18.9	225	14.9	238	4.96	256	0.119
217	18.1	226	14.0	240	3.67	258	0.0611
218	17.5	227	12.6	242	3.00	260	0.0391
219	17.6	228	11.5	244	2.18		


Note:

Vésine and Mellouki,² averaged over 1 and 2 nm intervals

- (1) Calvert, J. G.; Pitts Jr., J. N. In *Photochemistry*; John Wiley & Sons, Inc.: New York, 1966; pp 368.
- (2) Vésine, E.; Mellouki, A. UV absorption cross sections for a series of formates. *J. Chim. Phys.* **1997**, *94*, 1634-1641.

D32. HCN (hydrogen cyanide)

[Back to Index](#)



(Recommendation: 82-57, Note: 10-6, Evaluated: 10-6)

Absorption Cross Sections: Herzberg and Innes¹ have studied the spectroscopy of hydrogen cyanide, HCN, that starts absorbing weakly at $\lambda < 190$ nm.

Photolysis Quantum Yield and Product Studies: The solar photodissociation rate for HCN is small, even in the upper stratosphere. Estimates of the HCN atmospheric photolysis rate require additional studies of the absorption cross sections and quantum yields in the 200 nm region.

No recommendations for either the absorption cross sections or quantum yields are provided.

- (1) Herzberg, G.; Innes, K. K. Ultraviolet absorption spectra of HCN and DCN .1. The alpha-X and beta-X systems. *Can. J. Phys.* **1957**, *35*, 842-879.

D33. CH₃CN (methyl cyanide)

[Back to Index](#)



(Recommendation: 82-57, Note: 10-6, Evaluated: 10-6)

Absorption Cross Sections: Acetonitrile (CH₃CN, methyl cyanide) absorbs weakly at wavelengths > 180 nm with absorption cross sections $< 10^{-20}$ cm² molecule⁻¹. Suto and Lee³ (114–178 nm), Zetzsch⁴ (155–185 nm), and Eden et al.¹ (113–320 nm) have reported cross section data. The agreement among the cross section data sets is, however, poor and no cross section recommendation is given.

Photolysis Quantum Yield and Product Studies: McElcheran et al.² studied the photodissociation of CH₃CN at 184.9 nm. On the basis of end-product analysis, channel (1) was identified as the major photolysis pathway.

- (1) Eden, S.; Limão-Vieira, P.; Kendall, P.; Mason, N. J.; Hoffmann, S. V.; Spyrou, S. M. High resolution photo-absorption studies of acrylonitrile, C₂H₃CN, and acetonitrile, CH₃CN. *Eur. Phys. J.* **2003**, *D 26*, 201-210, doi:10.1140/epjd/e2003-00223-5.
- (2) McElcheran, D. E.; Wijnen, M. H. J.; Steacie, E. W. R. The photolysis of methyl cyanide at 1849 Å. *Can. J. Chem.* **1958**, *36*, 321-339.
- (3) Suto, M.; Lee, L. C. Photoabsorption cross section of CH₃CN: Photodissociation rates by solar flux and interstellar radiation. *J. Geophys. Res.* **1985**, *90*, 13037-13040.
- (4) Zetzsch, C. In *Proceedings of the International Ozone Symposium 1988*; Bojkov, R., Fabian, P., Eds.; Deepak: Hampton, VA, 1989.

4.7 Bibliography – Organic Photochemistry

- Adachi, H.; Basco, N.; James, D. G. L. The acetyl radical studied by flash photolysis and kinetic spectroscopy. *Chem. Phys. Lett.* **1978**, *59*, 502-505.
- Adachi, H.; Basco, N.; James, D. G. L. The ethylperoxy radical spectrum and rate constant for mutual interaction measured by flash photolysis and kinetic spectroscopy. *Int. J. Chem. Kinet.* **1979**, *11*, 1211-1229.
- Adachi, H.; Basco, N.; James, D. G. L. Mutual interactions of the methyl and methylperoxy radicals studied by flash photolysis and kinetic spectroscopy. *Int. J. Chem. Kinet.* **1980**, *12*, 949-977.
- Adachi, H.; Basco, N.; James, D. G. L. The acetyl radicals CH_3CO and CD_3CO studied by flash photolysis and kinetic spectroscopy. *Int. J. Chem. Kinet.* **1981**, *13*, 1251-1276.
- Addison, M. C.; Burrows, J. P.; Cox, R. A.; Patrick, R. Absorption spectrum and kinetics of the acetylperoxy radical. *Chem. Phys. Lett.* **1980**, *73*, 283-287.
- Aloisio, S.; Francisco, J. S. The photochemistry of acetone in the presence of water. *Chem. Phys. Lett.* **2000**, *329*, 179-184.
- Anastasi, C.; Maw, P. R. Reaction kinetics in acetyl chemistry over a wide range of temperature and pressure. *J. Chem. Soc. Faraday Trans. 1* **1982**, *78*, 2423-2433.
- Anastasi, C.; Smith, I. W. M.; Parkes, D. A. Flash photolysis study of the spectra of CH_3O_2 and $\text{C}(\text{CH}_3)_3\text{O}_2$ radicals and the kinetics of their mutual reaction and with NO. *J. Chem. Soc. Faraday Trans. 1* **1978**, *74*, 1693-1701.
- Anastasi, C.; Waddington, D. J.; Woolley, A. Reactions of oxygenated radicals in the gas phase Part 10. -Self reactions of ethylperoxy radicals. *J. Chem. Soc. Faraday Trans. 1* **1983**, *79*, 505-516.
- Arnold, S. R.; Chipperfield, M. P.; Blitz, M. A.; Heard, D. E.; Pilling, M. J. Photodissociation of acetone: Atmospheric implications of temperature-dependent quantum yields. *Geophys. Res. Lett.* **2004**, L07110, doi:10.1029/2003GL019099.
- Atkinson, R.; Lloyd, A. C. Evaluation of kinetic and mechanistic data for modeling photochemical smog. *J. Phys. Chem. Ref. Data* **1984**, *13*, 315-444.
- Au, J. W.; Cooper, G.; Burton, G. R.; Olney, T. N.; Brion, C. E. The valence shell photoabsorption of the linear alkanes, $\text{C}_n\text{H}_{2n+2}$ ($n=1-8$): Absolute oscillator strengths (7-220 eV). *Chem. Phys.* **1993**, *173*, 209-239.
- Baasandorj, M.; Griffith, S.; Dusanter, S.; Stevens, P. S. Experimental and theoretical studies of the OH + hydroxyacetone reaction as a function of temperature. *J. Phys. Chem. A* **2009**, *113*, 10495-10502, doi:10.1021/jp904238w.
- Bacher, C.; Tyndall, G. S.; Orlando, J. J. The atmospheric chemistry of glycolaldehyde. *J. Atmos. Chem.* **2001**, *39*, 171-189.
- Backx, C.; Wight, G. R.; Tol, R. R.; van der Wiel, M. J. Electron-electron coincidence measurements of CH_4 . *J. Phys. B: Atom. Mol. Phys.* **1975**, *8*, 3007-3019, doi:10.1088/0022-3700/8/18/020.
- Basco, N.; Parmar, S. S. Spectra and reactions of acetyl and acetylperoxy radicals. *Int. J. Chem. Kinet.* **1985**, *17*, 891-900.
- Basco, N.; Parmar, S. S. The reaction of acetylperoxy radicals. *Int. J. Chem. Kinet.* **1987**, *19*, 115-128.
- Bass, A. M.; Glasgow, L. C.; Miller, C.; Jesson, J. P.; Filken, S. L. Temperature-dependent absorption cross-sections for formaldehyde (CH_2O) - The effect of formaldehyde on stratospheric chlorine chemistry. *Planet. Space Sci.* **1980**, *28*, 675-679.
- Bauer, D.; Crowley, J. N.; Moortgat, G. K. The UV spectrum of ethylperoxy radical and its self-reaction kinetics between 218 and 333 K. *J. Photochem. Photobiol. A: Chem.* **1992**, *65*, 329-344.
- Bauerle, S.; Moortgat, G. K. Absorption cross-sections of HOCH_2OOH vapor between 205 and 360 nm at 298 K. *Chem. Phys. Lett.* **1999**, *309*, 43-48.
- Berges, M. G. M.; Warneck, P. Product quantum yields for 350 nm photodecomposition of pyruvic acid in air. *Ber. Bunsenges. Phys. Chem.* **1992**, *96*, 413-416.
- Birge, R. R.; Pringle, W. C.; Leermakers, P. A. Excited states geometries of the singly substituted methylpropenals. I. Vibrational-electronic analysis of S_1 (n, π^*). *J. Am. Chem. Soc.* **1971**, *93*, 6715-6726.
- Blacet, F. E.; Crane, R. A. The photolysis of the aliphatic aldehydes. XVII. Propionaldehyde, n-butyraldehyde, and isobutyraldehyde. *J. Am. Chem. Soc.* **1954**, *76*, 5337-5340.
- Blitz, M. A.; Heard, D. E.; Pilling, M. J. Wavelength dependent photodissociation of CH_3OOH . Quantum yields for CH_3O and OH, measurement of the OH + CH_3OOH rate constant. *J. Photochem. Photobiol. A: Chem.* **2005**, *176*, 107-113, doi:10.1016/j.jphotochem.2005.09.017.
- Blitz, M. A.; Heard, D. E.; Pilling, M. J. Study of acetone photodissociation over the wavelength range 248-330 nm: Evidence of a mechanism involving both the singlet and triplet excited states. *J. Phys. Chem. A* **2006**, *110*, 6742-6756, doi:10.1021/jp056276g.
- Blitz, M. A.; Heard, D. E.; Pilling, M. J.; Arnold, S. R.; Chipperfield, M. P. Correction to "Pressure and temperature-dependent quantum yields for the photodissociation of acetone between 279 and 327.5 nm". *Geophys. Res. Lett.* **2004**, *31*, L09104, doi:10.1029/2004GL020182.

- Blitz, M. A.; Heard, D. E.; Pilling, M. J.; Arnold, S. R.; Chipperfield, M. P. Pressure and temperature-dependent quantum yields for the photodissociation of acetone between 279 and 327.5 nm. *Geophys. Res. Lett.* **2004**, *31*, L06111, doi:10.2929/2003GL018793.
- Bogumil, K.; Orphal, J.; Homann, T.; Voigt, S.; Spietz, P.; Fleischmann, O. C.; Vogel, A.; Hartmann, M.; Kromminga, H.; Bovensmann, H.; Frerick, J.; Burrows, J. P. Measurements of molecular absorption spectra with the SCIAMACHY pre-flight model: instrument characterization and reference data for atmospheric remote-sensing in the 230-2380 nm region. *J. Photochem. Photobiol. A: Chem.* **2003**, *157*, 167-184, doi:10.1016/S1010-6030(03)00062-5.
- Braun, W.; Klein, R.; Fahr, A.; Okabe, H.; Mele, A. Laser photolysis of trimethylgallium at 193 nm: Quantum yields for methyl radical and ethane production. *Chem. Phys. Lett.* **1990**, *166*, 397-403.
- Bridier, I.; Lesclaux, R.; Veyret, B. Flash photolysis kinetic study of the equilibrium $\text{CH}_3\text{O}_2 + \text{NO}_2 \leftrightarrow \text{CH}_3\text{O}_2\text{NO}_2$. *Chem. Phys. Lett.* **1992**, *191*, 259-263.
- Bridier, I.; Veyret, B.; Lesclaux, R.; Jenkin, M. E. Flash photolysis study of the UV spectrum and kinetics of reactions of the acetylperoxy radical. *J. Chem. Soc. Faraday Trans.* **1993**, *89*, 2993-2997.
- Brint, P.; O'Toole, L.; Mayhew, C. A.; Dussa, W. Vacuum-ultraviolet absorption spectrum of acetaldehyde, CH_3CHO , and the related deuterides CH_3CDO and CD_3CDO . *J. Chem. Soc. Faraday Trans.* **1990**, *86*, 3349-3354.
- Brownsword, R. A.; Hillenkamp, M.; Laurent, T.; Vatsa, R. K.; Volpp, H.-R.; Wolfrum, J. Quantum yield for H atom formation in the methane dissociation after photoexcitation at the Lyman- α (121.6 nm) wavelength. *Chem. Phys. Lett.* **1997**, *266*, 259-266.
- Burkholder, J. B., personal communication to the NASA JPL Panel.
- Burkholder, J. B.; Mellouki, W.; Fleming, E. L.; George, C.; Heard, D. E.; Jackman, C. H.; Kurylo, M. J.; Orkin, V. L.; Swartz, W. H.; Wallington, T. J. Chapter 3: Evaluation of Atmospheric Loss Processes. In *Lifetimes of Stratospheric Ozone-Depleting Substances, Their Replacements, and Related Species*; Ko, M. K. W., Newman, P. A., Reimann, S., Strahan, S. E., Eds., 2013, <http://www.sparc-climate.org/publications/sparc-reports/sparc-report-no6/>.
- Butkovskaya, N. I.; Pouvesle, N.; Kukui, A.; Mu, Y.; Bras, G. L. Mechanism of the OH-initiated oxidation of hydroxyacetone over the temperature range 236-298 K. *J. Phys. Chem. A* **2006**, *110*, 6833-6843, doi:10.1021/jp056345r.
- Calvert, J. G.; Atkinson, R.; Kerr, J. A.; Madronich, S.; Moortgat, G. K.; Wallington, T. J.; Yarwood, G. *The Mechanisms of Atmospheric Oxidation of the Alkenes*; Oxford University Press: New York - Oxford, 2000.
- Calvert, J. G.; Kerr, J. A.; Demerjian, K. L.; McQuigg, R. D. Photolysis of formaldehyde as a hydrogen atom source in the lower stratosphere. *Science* **1972**, *175*, 751-752.
- Calvert, J. G.; Layne, G. S. The photolysis of glyoxal vapor at wave length 3130 Å. *J. Am. Chem. Soc.* **1953**, *75*, 856-859, doi:10.1021/ja01100a027.
- Calvert, J. G.; Pitts, J. N. *Photochemistry*; John Wiley & Sons, Inc.: New York, 1966; pp 783.
- Calvert, J. G.; Pitts Jr., J. N. In *Photochemistry*; John Wiley & Sons, Inc.: New York, 1966; pp 368.
- Cameron, M.; Sivakumaran, V.; Dillon, T. J.; Crowley, J. Reaction between OH and CH_3CHO . Part 1. Primary product yields of CH_3 (296 K), CH_3CO (296 K), and H (237-296 K). *Phys. Chem. Chem. Phys.* **2002**, *4*, 3628-3638, doi:10.1039/b202586h.
- Cantrell, C. A.; Davidson, J. A.; McDaniel, A. H.; Shetter, R. E.; Calvert, J. G. Temperature-dependent formaldehyde cross sections in the near-ultraviolet spectral region. *J. Phys. Chem.* **1990**, *94*, 3902-3908.
- Cattell, F. C.; Cavanagh, J.; Cox, R. A.; Jenkin, M. E. A kinetics study of reactions of HO_2 and $\text{C}_2\text{H}_5\text{O}_2$ using diode laser absorption spectroscopy. *J. Chem. Soc. Faraday Trans. 2* **1986**, *82*, 1999-2018.
- Chen, F. Z.; Wu, C. Y. R. Temperature-dependent photoabsorption cross sections in the VUV-UV region. I. Methane and ethane. *J. Quant. Spectrosc. Radiat. Transfer* **2004**, *85*, 195-209, doi:10.1016/S0022-4073(03)00225-5.
- Chen, Y.; Wang, W.; Zhu, L. Wavelength-dependent photolysis of methylglyoxal in the 290-440 nm region. *J. Phys. Chem. A* **2000**, *104*, 11126-11131, doi:10.1021/jp002262t.
- Chen, Y.; Zhu, L. The wavelength dependence of the photodissociation of propionaldehyde in the 280-330 nm region. *J. Phys. Chem. A* **2001**, *105*, 9689-9696, doi:10.1021/jp011445s.
- Chen, Y.; Zhu, L. Wavelength-dependent photolysis of glyoxal in the 290-420 nm region. *J. Phys. Chem. A* **2003**, *107*, 4643-4651, doi:10.1021/jp022440d.
- Chen, Y.; Zhu, L.; Francisco, J. S. Wavelength-dependent photolysis of *n*-butyraldehyde and *i*-butyraldehyde in the 280-330-nm region. *J. Phys. Chem. A* **2002**, *106*, 7755-7763, doi:10.1021/jp014544e.
- Chowdhury, P. K.; Upadhyaya, H. P.; Naik, P. D.; Mittal, J. P. Direct observation of OH photofragment from triplet hydroxyacetone. *Chem. Phys. Lett.* **2002**, *351*, 201-207.
- Clark, J. H.; Moore, C. B.; Nogar, N. S. The photochemistry of formaldehyde: Absolute quantum yields, radical reactions, and NO reactions. *J. Chem. Phys.* **1978**, *68*, 1264-1271.

- Co, D.; Hanisco, T. F.; Anderson, J. G.; Keutsch, F. N. Rotationally resolved absorption cross sections of formaldehyde in the 28100-28500 cm^{-1} (351-356 nm) spectral region: Implications for in situ LIF measurements. *J. Phys. Chem. A* **2005**, *109*, 10675-10682, doi:10.1021/jp053466i.
- Cooper, G.; Anderson, J. E.; Brion, C. E. Absolute photoabsorption and photoionization of formaldehyde in the VUV and soft X-ray regions (3-200 eV). *Chem. Phys.* **1996**, *209*, 61-77.
- Cox, R. A.; Munk, J.; Nielsen, O. J.; Pagsberg, P.; Ratajczak, P. Ultraviolet absorption spectra and kinetics of acetyl and acetylperoxy radicals. *Chem. Phys. Lett.* **1990**, *173*, 206-210.
- Cox, R. A.; Tyndall, G. Rate constants for reactions of CH_3O_2 in the gas phase. *Chem. Phys. Lett.* **1979**, *65*, 357-360.
- Cox, R. A.; Tyndall, G. S. Rate constants for the reactions of CH_3O_2 with HO_2 , NO and NO_2 using molecular modulation spectrometry. *J. Chem. Soc. Faraday Trans. II* **1980**, *76*, 153-163.
- Dagaut, P.; Kurylo, M. J. The gas phase UV absorption spectrum of CH_3O_2 radicals: A reinvestigation. *J. Photochem. Photobiol. A: Chem.* **1990**, *51*, 133-140.
- DeMore, W. B.; Sander, S. P.; Golden, D. M.; Hampson, R. F.; Kurylo, M. J.; Howard, C. J.; Ravishankara, A. R.; Kolb, C. E.; Molina, M. J. Chemical Kinetics and Photochemical Data for Use in Stratospheric Modeling, Evaluation Number 12, Jet Propulsion Laboratory, California Institute of Technology Pasadena, CA, JPL Publication 97-4, 1997.
- Dillon, T. J.; Horowitz, A.; Hölscher, D.; Crowley, J. N.; Vereecken, L.; Peeters, J. Reaction of HO with hydroxyacetone ($\text{HOCH}_2\text{C}(\text{O})\text{CH}_3$): rate coefficients (233-363 K) and mechanism. *Phys. Chem. Chem. Phys.* **2008**, *8*, 236-246, doi:10.1039/b717386e.
- Ditchburn, R. W. Absorption cross-sections in the vacuum ultra-violet III. Methane. *Proc. Roy. Soc. London A* **1955**, *229*, 44-62.
- Eden, S.; Limão-Vieira, P.; Kendall, P.; Mason, N. J.; Hoffmann, S. V.; Spyrou, S. M. High resolution photoabsorption studies of acrylonitrile, $\text{C}_2\text{H}_3\text{CN}$, and acetonitrile, CH_3CN . *Eur. Phys. J.* **2003**, *D 26*, 201-210, doi:10.1140/epjd/e2003-00223-5.
- Emrich, M.; Warneck, P. Photodissociation of acetone in air: Dependence on pressure and wavelength. Behavior of the excited singlet state. *J. Phys. Chem. A* **2000**, *104*, 9436-9442, doi:10.1021/jp001873i.
- Emrich, M.; Warneck, P. Photodissociation of acetone in air: Dependence on pressure and wavelength. Behavior of the excited singlet state. *J. Phys. Chem. A* **2005**, *109*, 1752, doi:10.1021/jp0407627.
- Fahr, A.; Braun, W.; Laufer, A. H. Photolysis of methyl vinyl ketone at 193.3 nm: Quantum yield determination of methyl and vinyl radicals. *J. Phys. Chem.* **1993**, *97*, 1502-1506.
- Fahr, A.; Laufer, A. H.; Kraus, M.; Osman, R. Gas phase absorption spectrum and cross sections of vinylperoxy ($\text{C}_2\text{H}_3\text{O}_2$) radical. *J. Phys. Chem. A* **1997**, *101*, 4879-4886.
- Fauvet, S.; Ganne, J. P.; Brion, J.; Daumont, D.; Malicet, J.; Chakir, A. Study of $\text{C}_2\text{H}_3\text{O}_2$ using modulated photolysis: Ultra-violet spectrum and self-reaction kinetics in the temperature range 233-363 K. *J. Chim. Phys.* **1997**, *94*, 484-502.
- Feierabend, K. J.; Flad, J. E.; Brown, S. S.; Burkholder, J. B. HCO quantum yields in the photolysis of $\text{HC}(\text{O})\text{C}(\text{O})\text{H}$ (glyoxal) between 290 and 420 nm. *J. Phys. Chem. A* **2009**, *113*, 7784-7794, doi:10.1021/jp9033003.
- Fenter, F. F.; Catoire, V.; Lesclaux, R.; Lightfoot, P. D. The ethyl peroxy radical: Its ultraviolet spectrum, self-reaction, and reaction with HO_2 each studied as a function of temperature. *J. Phys. Chem.* **1993**, *97*, 3530-3538.
- Flowers, B. A.; Angerhofer, M. E.; Simpson, W. R.; Nakayama, T.; Matsumi, Y. Nitrate radical quantum yield from peroxyacetyl nitrate photolysis. *J. Phys. Chem. A* **2005**, *109*, 2252-2558, doi:10.1021/jp045529n.
- Flowers, B. A.; Stanton, J. F.; Simpson, W. R. Wavelength dependence of nitrate radical quantum yield from peroxyacetyl nitrate photolysis: Experimental and theoretical studies. *J. Phys. Chem. A* **2007**, *111*, 11602-11607, doi:10.1021/jp0749118.
- Fry, J.; Matthews, L. J.; Lane, J. R.; Sinha, A.; Kjaergaard, H. G.; Wennberg, P. O. OH-Stretch vibrational spectroscopy of hydroxymethyl hydroperoxide. *J. Phys. Chem. A* **2006**, *110*, 7072-7079, doi:10.1021/jp0612127.
- Gardner, E. P.; Sperry, P. D.; Calvert, J. G. Photodecomposition of acrolein in $\text{O}_2\text{-N}_2$ mixtures. *J. Phys. Chem.* **1987**, *91*, 1922-1930, doi:10.1021/j100291a048.
- Gardner, E. P.; Wijayarathne, R. D.; Calvert, J. G. Primary quantum yields of photodecomposition of acetone in air under tropospheric conditions. *J. Phys. Chem.* **1984**, *88*, 5069-5076, doi:10.1021/j150665a055.
- Gentieu, E. P.; Mentall, J. E. Formaldehyde absorption coefficients in the vacuum ultraviolet (650 to 1850 Å). *Science* **1970**, *169*, 681-683.
- Gierczak, T.; Burkholder, J. B.; Bauerle, S.; Ravishankara, A. R. Photochemistry of acetone under atmospheric conditions. *Chem. Phys.* **1998**, *231*, 229-244.

- Gierczak, T.; Burkholder, J. B.; Talukdar, R. K.; Mellouki, A.; Barone, S. B.; Ravishankara, A. R. Atmospheric fate of methyl vinyl ketone and methacrolein. *J. Photochem. Photobiol. A: Chem.* **1997**, *110*, 1-10, doi:10.1016/S1010-6030(97)00159-7.
- Gierczak, T.; Gilles, M. K.; Bauerle, S.; Ravishankara, A. R. Reaction of hydroxyl radical with acetone. 1. Kinetics of the reactions of OH, OD, and ¹⁸OH with acetone and acetone-d₆. *J. Phys. Chem. A* **2003**, *107*, 5014-5020, doi:10.1021/jp027301a.
- Glicker, S.; Stief, L. J. Photolysis of formaldehyde at 1470 and 1236 Å. *J. Chem. Phys.* **1971**, *54*, 2852-2857.
- Gorrotxategi Carbajo, P.; Smith, S. C.; Holloway, A.-L.; Smith, C. A.; Pope, F. D.; Shallcross, D. E.; Orr-Ewing, A. J. Ultraviolet photolysis of HCHO: Absolute HCO quantum yields by direct detection of the radical photoproduct. *J. Phys. Chem. A* **2008**, *112*, 12437-12448, doi:10.1021/jp8070508.
- Gratien, A.; Nilsson, E.; Doussin, J.-F.; Johnson, M. S.; Nielsen, C. J.; Stenström, Y.; Picquet-Varrault, B. UV and IR absorption cross sections of HCHO, HCDO, and DCDO. *J. Phys. Chem. A* **2007**, *111*, 11506-11513, doi:10.1021/jp074288r.
- Gratien, A.; Picquet-Varrault, B.; Orphal, J.; Perraudin, E.; Doussin, J.-F. Laboratory intercomparison of the formaldehyde absorption cross sections in the infrared (1660-1820 cm⁻¹) and ultraviolet (300-360 nm) spectral regions. *J. Geophys. Res.* **2007**, *112*, D053005, doi:10.1029/2006JD007201.
- Harwood, M. H.; Burkholder, J. B.; Ravishankara, A. R. Photodissociation of BrONO₂ and N₂O₅: Quantum yields for NO₃ production at 248, 308, and 352.5 nm. *J. Phys. Chem. A* **1998**, *102*, 1309-1317.
- Harwood, M. H.; Roberts, J. M.; Frost, G. J.; Ravishankara, A. R.; Burkholder, J. B. Photochemical studies of CH₃C(O)OONO₂ (PAN) and CH₃CH₂C(O)OONO₂ (PPN): NO₃ quantum yields. *J. Phys. Chem. A* **2003**, *107*, 1148-1154, doi:10.1021/jp0264230.
- He, H.-Y.; Fang, W.-H. A CASSCF/MR-CI study toward the understanding of wavelength-dependent and geometrically memorized photodissociation of formic acid. *J. Am. Chem. Soc.* **2003**, *125*, 16139-16147, doi:10.1021/ja0363157.
- Heicklen, J.; Desai, J.; Bahta, A.; Harper, C.; Simonaitis, R. The temperature and wavelength dependence of the photo-oxidation of propionaldehyde. *J. Photochem.* **1986**, *34*, 117-135.
- Herzberg, G.; Innes, K. K. Ultraviolet absorption spectra of HCN and DCN .1. The alpha-X and beta-X systems. *Can. J. Phys.* **1957**, *35*, 842-879.
- Hintze, P. E.; Aloisio, S.; Vaida, V. Electronic spectroscopy of organic acid dimers. *Chem. Phys. Lett.* **2001**, *343*, 159-165.
- Hochanadel, C. J.; Ghormley, J. A.; Boyle, J. W.; Ogren, P. J. Absorption spectrum and rates of formation and decay of the CH₃O₂ radical. *J. Phys. Chem.* **1977**, *81*, 3-7, doi:10.1021/j100516a002.
- Horowitz, A.; Calvert, J. G. Wavelength dependence of the quantum efficiencies of the primary processes in formaldehyde photolysis at 25°C. *Int. J. Chem. Kinet.* **1978**, *10*, 805-819.
- Horowitz, A.; Calvert, J. G. Wavelength dependence of the primary processes in acetaldehyde photolysis. *J. Phys. Chem.* **1982**, *86*, 3105-3114, doi:10.1021/j100213a011.
- Horowitz, A.; Kershner, C. J.; Calvert, J. G. Primary processes in the photolysis of acetaldehyde at 3000 Å and 25 °C. *J. Phys. Chem.* **1982**, *86*, 3094-3104, doi:10.1021/j100213a010.
- Horowitz, A.; Meller, R.; Moortgat, G. K. The UV-VIS absorption cross sections of the α-dicarbonyl compounds: pyruvic acid, biacetyl and glyoxal. *J. Photochem. Photobiol. A: Chem.* **2001**, *146*, 19-27.
- Hunnicut, S. S.; Waits, L. D.; Guest, J. A. Energetic constraints in the 218 nm photolysis of acetic acid. *J. Phys. Chem.* **1989**, *93*, 5188-5195, doi:10.1021/j100350a033.
- Hynes, A. J.; Kenyon, E. A.; Pounds, A. J.; Wine, P. H. Temperature dependent absorption cross sections for acetone and n-butanone - implications for atmospheric lifetimes. *Spectrochim. Acta* **1992**, *48A*, 1235-1242.
- Jenkin, M. E.; Cox, R. A. Kinetics of reactions of CH₃O₂ and HOCH₂CH₂O₂ radicals produced by the photolysis of iodomethane and 2-iodoethanol. *J. Phys. Chem.* **1991**, *95*, 3229-3237, doi:10.1021/j100161a049.
- Jenkin, M. E.; Cox, R. A.; Hayman, G.; Whyte, L. J. Kinetic study of the reactions CH₃O₂ + CH₃O₂ and CH₃O₂ + HO₂ using molecular modulation spectroscopy. *J. Chem. Soc. Faraday Trans. 2* **1988**, *84*, 913-930.
- Jolly, G. S.; Singleton, D. L.; Paraskevopoulos, G. Direct determination of the quantum yield of OH in the laser photolysis of formic acid. *J. Phys. Chem.* **1987**, *91*, 3463-3465, doi:10.1021/j100297a001.
- Kameta, K.; Kouchi, N.; Ukai, M.; Hatano, Y. Photoabsorption, photoionization, and neutral-dissociation cross sections of simple hydrocarbons in the vacuum ultraviolet range. *J. Electron Spectrosc. Related Phenom.* **2002**, *123*, 225-238.
- Kan, C. S.; McQuigg, R. D.; Whitbeck, M. R.; Calvert, J. G. Kinetic flash spectroscopic study of the CH₃O₂-CH₃O₂ and CH₃O₂-SO₂ reactions. *Int. J. Chem. Kinet.* **1979**, *11*, 921-933.
- Karunanandan, R.; Hölscher, D.; Dillon, T. J.; Horowitz, A.; Crowley, J. N.; Vereecken, L.; Peeters, J. Reaction of HO with glycolaldehyde, HOCH₂CHO: Rate coefficients (240-362 K) and mechanism. *J. Phys. Chem. A* **2007**, *111*, 897-908, doi:10.1021/jp0649504.
- Keller-Rudek, H.; Moortgat, G. K.; Sander, R.; Sörensen, R. The MPI-Mainz UV/Vis spectral atlas of gaseous molecules of atmospheric interest. *Earth Syst. Sci. Data* **2013**, *5*, 365-373, doi:10.5194/essd-5-365-2013.

- Khamaganov, V.; Karunanandan, R.; Rodriguez, A.; Crowley, J. N. Photolysis of $\text{CH}_3\text{C}(\text{O})\text{CH}_3$ (248 nm, 266 nm), $\text{CH}_3\text{C}(\text{O})\text{C}_2\text{H}_5$ (248 nm) and $\text{CH}_3\text{C}(\text{O})\text{Br}$ (248 nm): pressure dependent quantum yields of CH_3 formation. *Phys. Chem. Chem. Phys.* **2007**, *9*, 4098-4113, doi:10.1039/b701382e.
- Khamaganov, V. G.; Karunanandan, R.; Horowitz, A.; Dillon, T. J.; Crowley, J. N. Photolysis of $\text{CH}_3\text{C}(\text{O})\text{CH}_3$ at 248 and 266 nm: pressure and temperature dependent overall quantum yields. *Phys. Chem. Chem. Phys.* **2009**, *11*, 6173-6181, doi:10.1039/b904130c.
- Ko, M. K. W.; Newman, P. A.; Reimann, S.; Strahan, S. E.; Plumb, R. A.; Stolarski, R. S.; Burkholder, J. B.; Mellouki, W.; Engel, A.; Atlas, E. L.; Chipperfield, M.; Liang, Q. Lifetimes of Stratospheric Ozone-Depleting Substances, Their Replacements, and Related Species, SPARC Report No. 6, WCRP-15/2013, 2013, <http://www.sparc-climate.org/publications/sparc-reports/sparc-report-no6/>.
- Koch, S.; Moortgat, G. K. Photochemistry of methylglyoxal in the vapor phase. *J. Phys. Chem. A* **1998**, *102*, 9142-9153.
- Krasnoperov, L. N.; Mehta, K. Kinetic study of $\text{CH}_3 + \text{HBr}$ and $\text{CH}_3 + \text{Br}$ reactions by laser photolysis - transient absorption over 1 - 100 bar pressure range. *J. Phys. Chem. A* **1999**, *103*, 8008-8020.
- Kurylo, M. J.; Wallington, T. J.; Ouellette, P. A. Measurements of the UV absorption cross-sections for HO_2 and CH_3O_2 in the gas phase. *J. Photochem.* **1987**, *39*, 201-215.
- Kyle, E.; Orchard, S. W. The photolysis of methyl glyoxal vapour at 436 nm. *J. Photochem.* **1977**, *7*, 305-317.
- Lake, J. S.; Harrison, A. J. Absorption of acyclic oxygen compounds in the vacuum ultraviolet. III. Acetone and acetaldehyde. *J. Chem. Phys.* **1959**, *30*, 361-362.
- Langford, A. O.; Moore, C. B. Collision complex formation in the reactions of formyl radicals with nitric oxide and oxygen. *J. Chem. Phys.* **1984**, *80*, 4211-4221.
- Laufer, A. H.; McNesby, J. R. Deuterium isotope effect in vacuum-ultraviolet absorption coefficients of water and methane. *Can. J. Chem.* **1965**, *43*, 3487-3490.
- Lee, A. M. D.; Coe, J. D.; Ullrich, S.; Ho, M.-L.; Lee, S.-J.; Cheng, B.-M.; Zgierski, M. Z.; Chen, I.-C.; Martinez, T. J.; Stolow, A. Substituent effects on dynamics at conical intersections: α,β -enones. *J. Phys. Chem. A* **2007**, *111*, 11948-11960, doi:10.1021/jp074622j.
- Lee, A. Y. T.; Yung, Y. L.; Cheng, B. M.; Bahou, M.; Chung, C.-Y.; Lee, Y. P. Enhancement of deuterated ethane on Jupiter. *Astrophys. J.* **2001**, *551*, L93-L96, doi:10.1086/319827.
- Lee, L. C.; Chiang, C. C. Fluorescence yield from photodissociation of CH_4 at 1060-1420 Å. *J. Chem. Phys.* **1983**, *78*, 688-691, doi:10.1063/1.444812.
- Lewis, R. S.; Tang, K. Y.; Lee, E. K. C. Photoexcited chemiluminescence spectroscopy: Detection of hydrogen atoms produced from single vibronic level photolysis of formaldehyde. *J. Chem. Phys.* **1976**, *65*, 2910-2911.
- Libuda, H. G. Spektroskopische und kinetische Untersuchungen an halogenierten Carbonylverbindungen von atmosphärischem Interesse. PhD-Thesis, University of Wuppertal, Germany, 1992.
- Libuda, H. G.; Zabel, F. UV absorption cross sections of acetyl peroxyxynitrate and trifluoroacetyl peroxyxynitrate at 298 K. *Ber. Bunsenges. Phys. Chem.* **1995**, *99*, 1205-1213.
- Libuda, H. G.; Zabel, F.; Becker, K. H. "UV spectra of some organic chlorine and bromine compounds of atmospheric interest"; Kinetics and Mechanisms for the Reactions of Halogenated Organic Compounds in the Troposphere. STEP-HALOCSIDE/AFEAS WORKSHOP, 1991, Dublin, Ireland.
- Lightfoot, P. D.; Cox, R. A.; Crowley, J. N.; Destriau, M.; Hayman, G. D.; Jenkin, M. E.; Moortgat, G. K.; Zabel, F. Organic peroxy radicals: Kinetics, spectroscopy, and tropospheric chemistry. *Atmos. Environ.* **1992**, *26A*, 1805-1961.
- Lightfoot, P. D.; Jemi-Alade, A. A. The temperature dependence of the UV spectra of the HO_2 and CH_3O_2 radicals. *J. Photochem. Photobiol. A: Chem.* **1991**, *59*, 1-10.
- Limão-Vieira, P.; Eden, S.; Mason, N. J.; Hoffmann, S. V. Electronic state spectroscopy of acetaldehyde, CH_3CHO , by high-resolution VUV photoabsorption. *Chem. Phys. Lett.* **2003**, *376*, 737-747, doi:10.1016/S0009-2614(03)01070-4.
- Lucazeau, G.; Sandorfy, C. On the far-ultraviolet spectra of some simple aldehydes. *J. Mol. Spectrosc.* **1970**, *35*, 214-231.
- Magneron, I.; Mellouki, A.; Le Bras, G.; Moortgat, G. K.; Horowitz, A.; Wirtz, K. Photolysis and OH-initiated oxidation of glycolaldehyde under atmospheric conditions. *J. Phys. Chem. A* **2005**, *109*, 4552-4561, doi:10.1021/jp044346y.
- Magneron, I.; Thévenet, R.; Mellouki, A.; Le Bras, G.; Moortgat, G. K.; Wirtz, K. A study of the photolysis and OH-initiated oxidation of acrolein and *trans*-crotonaldehyde. *J. Phys. Chem. A* **2002**, *106*, 2526-2537, doi:10.1021/jp013413a.
- Maria, H. J.; McDonald, J. R.; McGlynn, S. R. Electronic absorption spectrum of nitrate ion and boron trihalides. *J. Am. Chem. Soc.* **1973**, *95*, 1050-1056.
- Maric, D.; Crowley, J. N.; Burrows, J. P. Application of a Gaussian distribution function to describe molecular UV-visible absorption continua. 2. The UV spectra of $\text{RO}_2\cdot$ radicals. *J. Phys. Chem.* **1997**, *101*, 2561-2567.

- Maricq, M. M.; Szente, J. J. The $\text{CH}_3\text{C}(\text{O})\text{O}_2$ radical. Its UV spectrum, self-reaction kinetics, and reaction with CH_3O_2 . *J. Phys. Chem.* **1996**, *100*, 4507-4513.
- Maricq, M. M.; Szente, J. J. The UV spectrum of acetyl and the kinetics of the chain reaction between acetaldehyde and chlorine. *Chem. Phys. Lett.* **1996**, *253*, 333-339.
- Maricq, M. M.; Wallington, T. J. Absolute ultraviolet cross sections of methyl and ethyl peroxy radicals. *J. Phys. Chem.* **1992**, *96*, 982-986, doi:10.1021/j100181a081.
- Marling, L. Isotope separation of oxygen-17, oxygen-18, carbon-13, and deuterium by ion laser induced formaldehyde photopredissociation. *J. Chem. Phys.* **1977**, *66*, 4200-4225.
- Martinez, R. D.; Buitrago, A. A.; Howell, N. W.; Hearn, C. H.; Joens, J. A. The near UV absorption spectra of several aliphatic aldehydes and ketones. *Atmos. Environ.* **1992**, *26A*, 785-792.
- Matthews, J.; Sinha, A.; Francisco, J. S. The importance of weak absorption features in promoting tropospheric radical production. *Proc. Natl. Acad. Sci.* **2005**, *102*, 7449-7452, doi:10.1073/pnas.0502687102.
- Mazely, T. L.; Friedl, R. R.; Sander, S. P. The production of NO_2 from the photolysis of peroxyacetyl nitrate. *J. Phys. Chem.* **1995**, *99*, 8162-8169.
- Mazely, T. L.; Friedl, R. R.; Sander, S. P. Quantum yield of NO_3 from peroxyacetyl nitrate photolysis. *J. Phys. Chem.* **1997**, *101*, 7090-7097.
- McAdam, K.; Veyret, B.; Lesclaux, R. UV absorption spectra of HO_2 and CH_3O_2 radicals and the kinetics of their mutual reactions at 298 K. *Chem. Phys. Lett.* **1987**, *133*, 39-44.
- McElcheran, D. E.; Wijnen, M. H. J.; Steacie, E. W. R. The photolysis of methyl cyanide at 1849 Å. *Can. J. Chem.* **1958**, *36*, 321-339.
- McQuigg, R. D.; Calvert, J. G. The photodecomposition of CH_2O , CD_2O , CHDO , and $\text{CH}_2\text{O}-\text{CD}_2\text{O}$ mixtures at xenon flash lamp intensities. *J. Am. Chem. Soc.* **1969**, *91*, 1590-1599, doi:10.1021/ja01035a002.
- Meller, R.; Crowley, J. N. E.-P. Röth, R. Ruhnke, G. Moortgat, R. Meller, and W. Schneider, Berichte des Forschungszentrums Jülich, jül-3341 (1997). Data from the CD-ROM of A. Nölle, F. Pätzold, S. Pätzold, R. Meller, G. K. Moortgat, E. P. Röth, R. Ruhnke, H. Keller-Rudek, "UV/VIS Spectra of Atmospheric Constituents, Version 1," ATMOS User Center at Deutsches Fernerkundungsdatenzentrum (DFD). *Personal Communication* **1998**.
- Meller, R.; Moortgat, G. K. Temperature dependence of the absorption cross sections of formaldehyde between 223 and 323 K in the wavelength range 225-375 nm. *J. Geophys. Res.* **2000**, *105*, 7089-7101.
- Meller, R.; Raber, W.; Crowley, J. N.; Jenkin, M. E.; Moortgat, G. K. The UV-visible absorption spectrum of methylglyoxal. *J. Photochem. Photobiol. A: Chem.* **1991**, *62*, 163-171.
- Mellouki, A.; Mu, Y. On the atmospheric degradation of pyruvic acid in the gas phase. *J. Photochem. Photobiol. A: Chem.* **2003**, *157*, 295-300, doi:10.1016/S1010-6030(03)00070-4.
- Mentall, J. E.; Gentieu, E. P.; Krauss, M.; Neumann, D. Photoionization and absorption spectrum of formaldehyde in the vacuum ultraviolet. *J. Chem. Phys.* **1971**, *55*, 5471-5479.
- Meyrahn, H. Bildungswege und Analytik des Peroxyacetylnitrats (PAN) in der Atmosphäre. PhD-Thesis, Johann-Gutenberg-Universität, 1984.
- Meyrahn, H.; Moortgat, G. K.; Warneck, P. Photolysis of CH_3CHO in the range 250 - 330 nm. *J. Photochem.* **1981**, *17*, 138.
- Meyrahn, H.; Pauly, J.; Schneider, W.; Warneck, P. Quantum yields for the photodissociation of acetone in air and an estimate for the life time of acetone in the lower troposphere. *J. Atmos. Chem.* **1986**, *4*, 277-291.
- Molina, M. J.; Arguello, G. Ultraviolet absorption spectrum of methylhydroperoxide vapor. *Geophys. Res. Lett.* **1979**, *6*, 953-955.
- Moortgat, G.; Veyret, B.; Lesclaux, R. Absorption spectrum and kinetics of reactions of the acetylperoxy radical. *J. Phys. Chem.* **1989**, *93*, 2362-2368, doi:10.1021/j100343a032.
- Moortgat, G. K. Important photochemical processes in the atmosphere. *Pure Appl. Chem.* **2001**, *73*, 487-490.
- Moortgat, G. K. RADICAL: Evaluation of Radical Sources in Atmospheric Chemistry through Chamber and Laboratory Studies, ENVA-CT97-0419, EUR 20254 EN, 2002,
- Moortgat, G. K.; Klippel, W.; Möbus, K. H.; Seiler, W.; Warneck, P. Federal Aviation Administration, Washington, DC FAA-EE-80-47, 1980,
- Moortgat, G. K.; Seiler, W.; Warneck, P. Photodissociation of HCHO in air: CO and H_2 quantum yields at 220 and 300 K. *J. Chem. Phys.* **1983**, *78*, 1185-1190.
- Moortgat, G. K.; Slemr, F.; Seiler, W.; Warneck, P. Photolysis of formaldehyde: Relative quantum yields of H_2 and CO in the wavelength range 270 - 360 nm. *Chem. Phys. Lett.* **1978**, *54*, 444-447.
- Moortgat, G. K.; Warneck, P. CO and H_2 quantum yields in the photodecomposition of formaldehyde in air. *J. Chem. Phys.* **1979**, *70*, 3639-3651.
- Morel, O.; Simonaitis, R.; Hecklen, J. Ultraviolet absorption spectra of HO_2NO_2 , $\text{CCl}_3\text{O}_2\text{NO}_2$, $\text{CCl}_2\text{FO}_2\text{NO}_2$, and $\text{CH}_3\text{O}_2\text{NO}_2$. *Chem. Phys. Lett.* **1980**, *73*, 38-41.
- Mount, G. H.; Warden, E. S.; Moos, H. W. Photoabsorption cross sections of methane from 1400 to 1850 Å. *Astrophys. J.* **1977**, *214*, L47-L49.

- Munk, J.; Pagsberg, P.; Ratajczak, E.; Sillesen, A. Spectrokinetic studies of ethyl and ethylperoxy radicals. *J. Phys. Chem.* **1986**, *90*, 2752-2757, doi:10.1021/j100403a038.
- Nádasdia, R.; Kovácsa, G.; Szilágyia, I.; Demetera, A.; Dóbbé, S. Exciplex laser photolysis study of acetone with relevance to tropospheric chemistry. *Chem. Phys. Lett.* **2007**, *440*, 31-35, doi:10.1016/j.cplett.2007.04.014.
- Nagakura, S.; Kaya, K.; Tsubomura, H. Vacuum ultraviolet absorption spectra and electronic structures of formic acid, acetic acid and ethyl acetate. *J. Mol. Spectrosc.* **1964**, *13*, 1-8.
- Napier, I. M.; Norrish, R. G. W. The photolysis and pyrolysis of nitromethane and methyl nitrite. *Proc. Roy. Soc. London A* **1967**, *299*, 317-336.
- Nielsen, O. J.; Johnson, M. S.; Wallington, T. J.; Christensen, L. K.; Platz, J. UV absorption cross sections of HO₂, CH₃O₂, C₂H₅O₂ and CH₃C(O)CH₂O₂ radicals and mechanism of the reactions of F and Cl atoms with CH₃C(O)CH₃. *Int. J. Chem. Kinet.* **2002**, *34*, 283-291, doi:10.1002/kin.10037.
- Nozière, B.; Lesclaux, R.; Hurley, M. D.; Dearth, M. A.; Wallington, T. J. A kinetic and mechanistic study of the self-reaction and reaction with HO₂ of the benzylperoxy radical. *J. Phys. Chem.* **1994**, *98*, 2864-2873.
- Orlando, J. J.; Tyndall, G. S. The atmospheric chemistry of the HC(O)CO radical. *Int. J. Chem. Kinet.* **2001**, *33*, 149-156.
- Orlando, J. J.; Tyndall, G. S. Gas phase UV absorption spectra for peracetic acid, and for acetic acid monomers and dimers. *J. Photochem. Photobiol. A: Chem.* **2003**, *157*, 161-166, doi:10.1016/S1010-6030(03)00067-4.
- Orlando, J. J.; Tyndall, G. S.; Fracheboud, J.-M.; Estupiñan, E. G.; Haberkorn, S.; Zimmer, A. The rate and mechanism of the gas-phase oxidation of hydroxyacetone. *Atmos. Environ.* **1999**, *33*, 1621-1629.
- Parkes, D. A. The oxidation of methyl radicals at room temperature. *Int. J. Chem. Kinet.* **1977**, *9*, 451-469.
- Parkes, D. A. The ultraviolet absorption spectra of the acetyl radical and the kinetics of the CH₃ + CO reaction at room temperature. *Chem. Phys. Lett.* **1981**, *77*, 527-532.
- Parkes, D. A.; Paul, D. M.; Quinn, C. P.; Robson, R. C. The ultraviolet absorption by alkylperoxy radicals and their mutual reactions. *Chem. Phys. Lett.* **1973**, *23*, 425-429.
- Parmenter, C. S. Primary photochemical processes in glyoxal at 4358 Å. *J. Chem. Phys.* **1964**, *41*, 658-665.
- Pilling, M. J.; Smith, M. J. C. A laser flash photolysis study of the reaction CH₃ + O₂ → CH₃O₂ at 298 K. *J. Phys. Chem.* **1985**, *89*, 4713-4720, doi:10.1021/j100268a014.
- Plum, C. N.; Sanhueza, E.; Atkinson, R.; Carter, W. P. L.; Pitts, J. N. J. OH radical rate constant and photolysis rates of α-dicarbonyls. *Environ. Sci. Technol.* **1983**, *17*, 479-484.
- Pope, F. D.; Smith, C. A.; Ashfold, N. M. R.; Orr-Ewing, A. J. High-resolution absorption cross sections of formaldehyde at wavelengths from 313 to 320 nm. *Phys. Chem. Chem. Phys.* **2005**, *7*, 79-84, doi:10.1039/b414183k.
- Pope, F. D.; Smith, C. A.; Davis, P. R.; Shallcross, D. E.; Ashfold, M. N. R.; Orr-Ewing, A. J. Photochemistry of formaldehyde under tropospheric conditions. *J. Chem. Soc., Faraday Disc* **2005**, *130*, 59-73, doi:10.1039/b419227c.
- Raber, W. H.; Moortgat, G. K. Photooxidation of selected carbonyl compounds in air: methyl ethyl ketone, methyl vinyl ketone, methacrolein, and methylglyoxal. In *Progress and Problems in Atmospheric Chemistry*; Barker, J., Ed.; World Scientific Publ. Co.: Singapore, 1996; pp 318-373.
- Rajakumar, B.; Flad, J. E.; Gierczak, T.; Ravishankara, A. R.; Burkholder, J. B. Visible absorption spectrum of the CH₃CO radical. *J. Phys. Chem. A* **2007**, *111*, 8950-8958, doi:10.1021/jp073339h.
- Rajakumar, B.; Gierczak, T.; Flad, J. E.; Ravishankara, A. R.; Burkholder, J. B. The CH₃CO quantum yield in the 248 nm photolysis of acetone, methyl ethyl ketone, and biacetyl. *J. Photochem. Photobiol. A: Chem.* **2008**, *199*, 336-344, doi:10.1016/j.jphotochem.2008.06.015.
- Rattigan, O.; Lutman, R. L.; Jones, R. L.; Cox, R. A. Temperature-dependent absorption cross-sections of gaseous nitric acid and methyl nitrate. *J. Photochem. Photobiol. A: Chem.* **1992**, *66*, 313-326.
- Roberts, J. M.; Fajer, R. W. UV absorption cross sections of organic nitrates of potential atmospheric importance and estimation of atmospheric lifetimes. *Environ. Sci. Technol.* **1989**, *23*, 945-951, doi:10.1021/es00066a003.
- Roehl, C. M.; Bauer, D.; Moortgat, G. K. Absorption spectrum and kinetics of the acetylperoxy radical. *J. Phys. Chem.* **1996**, *100*, 4038-4047.
- Roehl, C. M.; Marka, Z.; Fry, J. L.; Wennberg, P. O. Near-UV photolysis cross sections of CH₃OOH and HOCH₂OOH determined via action spectroscopy. *Atmos. Chem. Phys.* **2007**, *7*, 713-720.
- Rogers, J. D. Ultraviolet absorption cross sections and atmospheric photodissociation rate constants of formaldehyde. *J. Phys. Chem.* **1990**, *94*, 4011-4015, doi:10.1021/j100373a025.
- Röth, E. P.; Ruhnke, R.; Moortgat, G.; Meller, R.; Schneider, W. UV/VIS-Absorption Cross Sections and Quantum Yields for Use in Photochemistry and Atmospheric Modeling, Forschungszentrum Jülich Publication, Part 1 : Inorganic Substances (jül-3340), Part 2: Organic Substances (jül-3341). **1997**.
- Sander, S. P.; Watson, R. T. Kinetic studies of the reactions of CH₃O₂ with NO, NO₂, and CH₃O₂ at 298 K. *J. Phys. Chem.* **1980**, *84*, 1664-1674, doi:10.1021/j100450a002.

- Sander, S. P.; Watson, R. T. Temperature dependence of the self-reaction of CH_3O_2 radicals. *J. Phys. Chem.* **1981**, *85*, 2960-2964, doi:10.1021/j150620a023.
- Seki, K.; Okabe, H. Photodissociation of methylacetylene at 193 nm. *J. Phys. Chem.* **1992**, *96*, 3345-3349, doi:10.1021/j100187a031.
- Senum, G. I.; Lee, Y.-N.; Gaffney, J. S. Ultraviolet absorption spectrum of peroxyacetyl nitrate and peroxypropionyl nitrate. *J. Phys. Chem.* **1984**, *88*, 1269-1270, doi:10.1021/j150651a001.
- Simon, F.-G.; Schneider, W.; Moortgat, G. K. UV-Absorption spectrum of the methylperoxy radical and the kinetics of its disproportionation reaction at 300 K. *Int. J. Chem. Kinet.* **1990**, *22*, 791-813.
- Singleton, D. L.; Paraskevopoulos, G.; Irwin, R. S. UV absorption cross-sections of the monomer and dimer of formic acid. *J. Photochem.* **1987**, *37*, 209-216.
- Singleton, D. L.; Paraskevopoulos, G.; Irwin, R. S. Laser photolysis of formic acid vapor at 222 nm Quantum yields of stable products. *Res. Chem. Intermediates* **1989**, *12*, 1-12.
- Singleton, D. L.; Paraskevopoulos, G.; Irwin, R. S. Laser photolysis of carboxylic acids in the gas phase. Direct determination of the OH quantum yield at 222 nm. *J. Phys. Chem.* **1990**, *94*, 695-699.
- Smith, C. A.; Pope, F. D.; Cronin, B.; Parkes, C. B.; Orr-Ewing, A. J. Absorption cross sections of formaldehyde at wavelengths from 300 to 340 nm and at 294 and 245 K. *J. Phys. Chem. A* **2006**, *110*, 11645-11653, doi:10.1021/jp063713y.
- Smith, G. D.; Molina, L. T.; Molina, M. J. Measurement of radical quantum yields from formaldehyde photolysis between 269 and 339 nm. *J. Phys. Chem. A* **2002**, *106*, 1233-1240, doi:10.1021/jp013180n.
- Somnitz, H.; Fida, M.; Ufer, T.; Zellner, R. Pressure dependence for the CO quantum yield in the photolysis of acetone at 248 nm: A combined experimental and theoretical study. *Phys. Chem. Chem. Phys.* **2005**, *7*, 3342 - 3352, doi:10.1039/b506738c.
- Somnitz, H.; Ufer, T.; Zellner, R. Acetone photolysis at 248 nm revisited: pressure dependence of the CO and CO_2 quantum yields. *Phys. Chem. Chem. Phys.* **2009**, *11*, 8522-8531, doi:10.1039/b906751e.
- Staffelbach, T. A.; Orlando, J. J.; Tyndall, G. S.; Calvert, J. G. The UV-visible absorption spectrum and photolysis quantum yields of methylglyoxal. *J. Geophys. Res.* **1995**, *100*, 14189-14198.
- Stephens, E. R. The formation, reactions, and properties of peroxyacyl nitrates (PANs) in photochemical air pollution. *Adv. Environ. Sci. Technol.* **1969**, *1*, 119-146.
- Sun, H.; Weissler, G. L. Absorption cross sections of methane and ammonia in the vacuum ultraviolet. *J. Chem. Phys.* **1955**, *23*, 1160-1164, doi:10.1063/1.1742205.
- Suto, M.; Lee, L. C. Photoabsorption cross section of CH_3CN : Photodissociation rates by solar flux and interstellar radiation. *J. Geophys. Res.* **1985**, *90*, 13037-13040.
- Tadic, J.; Moortgat, G. K.; Wirtz, K. Photolysis of glyoxal in air. *J. Photochem. Photobiol. A: Chem.* **2005**, *177*, 116-124, doi:10.1016/j.jphotochem.2005.10.010.
- Talukdar, R. K.; Burkholder, J. B.; Hunter, M.; Gilles, M. K.; Roberts, J. M.; Ravishankara, A. R. Atmospheric fate of several alkyl nitrates. Part 2. UV absorption cross-sections and photodissociation quantum yields. *J. Chem. Soc. Faraday Trans.* **1997**, *93*, 2797-2805.
- Talukdar, R. K.; Burkholder, J. B.; Schmoltner, A.-M.; Roberts, J. M.; Wilson, R.; Ravishankara, A. R. PAN: Temperature dependent UV absorption cross sections and rate coefficient for reaction with OH. *J. Geophys. Res.* **1995**, *100*, 14163-14173.
- Tang, K. Y.; Fairchild, P. W.; Lee, E. K. C. Laser-induced photodecomposition of formaldehyde (A^1A_2) from its single vibronic levels. Determination of the quantum yield of H atom by HNO^* (A^1A'') chemiluminescence. *J. Phys. Chem.* **1979**, *83*, 569-573, doi:10.1021/j100468a003.
- Tatum Ernest, C.; Bauer, D.; Hynes, A. J. High-resolution absorption cross sections of formaldehyde in the 30285–32890 cm^{-1} (304–330 nm) spectral region. *J. Phys. Chem. A* **2012**, *116*, 5910-5922, doi:10.1021/jp210008g.
- Tatum Ernest, C.; Bauer, D.; Hynes, A. J. Radical quantum yields from formaldehyde photolysis in the 30 400–32 890 cm^{-1} (304–329 nm) spectral region: Detection of radical photoproducts using pulsed laser photolysis–pulsed laser induced fluorescence. *J. Phys. Chem. A* **2012**, *116*, 6983-6995, doi:10.1021/jp2117399.
- Taylor, W. D.; Allston, T. D.; Moscato, M. J.; Fazekas, G. B.; Koslowski, R.; Takacs, G. A. Atmospheric photodissociation lifetimes for nitromethane, methyl nitrite, and methyl nitrate. *Int. J. Chem. Kinet.* **1980**, *12*, 231-240.
- Thelen, M.-A.; Felder, P.; Huber, J. R. The photofragmentation of methyl hydroperoxide CH_3OOH at 193 and 248 nm in a cold molecular beam. *Chem. Phys. Lett.* **1993**, *213*, 275-281.
- Troe, J. Analysis of quantum yields for the photolysis of formaldehyde at $\lambda > 310$ nm. *J. Phys. Chem. A* **2007**, *111*, 3868-3874, doi:10.1021/jp066886w.
- Tyndall, G. S.; Cox, R. A.; Granier, C.; Lesclaux, R.; Moortgat, G. K.; Pilling, M. J.; Ravishankara, A. R.; Wallington, T. J. Atmospheric chemistry of small organic peroxy radicals. *J. Geophys. Res.* **2001**, *106*, 12157-12182.

- Vaghjiani, G. L.; Ravishankara, A. R. Absorption cross sections of CH₃OOH, H₂O₂, and D₂O₂ vapors between 210 and 365 nm at 297 K. *J. Geophys. Res.* **1989**, *94*, 3487-3492.
- Vaghjiani, G. L.; Ravishankara, A. R. Photodissociation of H₂O₂ and CH₃OOH at 248 nm and 298 K: Quantum yields for OH, O(³P) and H(²S). *J. Chem. Phys.* **1990**, *92*, 996-1003.
- Vatsa, R. K.; Volpp, H.-R. Absorption cross-sections for some atmospherically important molecules at the H atom Lyman- α wavelength (121.567 nm). *Chem. Phys. Lett.* **2001**, *340*, 289-295.
- Vésine, E.; Mellouki, A. UV absorption cross sections for a series of formates. *J. Chim. Phys.* **1997**, *94*, 1634-1641.
- Vesley, G. F.; Leermakers, P. A. The photochemistry of α -keto acids and α -keto esters. III. Photolysis of pyruvic acid in the vapor phase. *J. Phys. Chem.* **1964**, *68*, 2364-2366, doi:10.1021/j100790a507.
- Vicente, A.; Antunes, R.; Almeida, D.; Franco, I. J. A.; Hoffmann, S. V.; Mason, N. J.; Eden, S.; Duflot, D.; Canneaux, S.; Delwiche, J.; Hubin-Franskin, M.-J.; Limão-Vieira, P. Photoabsorption measurements and theoretical calculations of the electronic state spectroscopy of propionic, butyric, and valeric acids. *Phys. Chem. Chem. Phys.* **2009**, *11*, 5729-5741, doi:10.1039/b823500g.
- Volkamer, R.; Spietz, P.; Burrows, J. P.; Platt, U. High-resolution absorption cross-sections of glyoxal in the UV-vis and IR spectral ranges. *J. Photochem. Photobiol. A: Chem.* **2005**, *172*, 35-36, doi:10.1016/j.jphotochem.2004.11.011.
- Wallington, T. J.; Dagaut, P.; Kurylo, M. J. Measurements of the gas phase UV absorption spectrum of C₂H₅O₂• radicals and of the temperature dependence of the rate constant for their self-reaction. *J. Photochem. Photobiol. A: Chem.* **1988**, *42*, 173-185.
- Wallington, T. J.; Dagaut, P.; Kurylo, M. J. Ultraviolet absorption cross sections and reaction kinetics and mechanisms for peroxy radicals in the gas phase. *Chem. Rev.* **1992**, *92*, 667-710.
- Wallington, T. J.; Mariq, M. M.; Ellerman, T.; Nielsen, O. J. Novel method for the measurement of gas-phase peroxy radical absorption spectra. *J. Phys. Chem.* **1992**, *96*, 982-986, doi:10.1021/j100181a080.
- Warneck, P. Photodissociation of acetone in the troposphere: an algorithm for the quantum yield. *Atmos. Environ.* **2001**, *35*, 5773-5777.
- Watanabe, K.; Zelikoff, M.; Inn, E. C. I. *Air Force Cambridge Research Center Technical Report* **1953**, 53-23.
- Weaver, J.; Meagher, J.; Hecklen, J. Photo-oxidation of CH₃CHO vapor at 3130 Å. *J. Photochem.* **1976**, *6*, 111-126.
- Wiebe, H. A.; Hecklen, J. Photolysis of methyl nitrite. *J. Am. Chem. Soc.* **1973**, *95*, 1-7, doi:10.1021/ja00782a001.
- Wiebe, H. A.; Villa, A.; Hellman, T. M.; Hecklen, J. Photolysis of methyl nitrite in the presence of nitric oxide, nitrogen dioxide, and oxygen. *J. Am. Chem. Soc.* **1973**, *95*, 7-13.
- Winterhalter, R.; Jensen, N. R.; Magneron, I.; Wirtz, K.; Mellouki, A.; Mu, Y.; Tadic, J.; Horowitz, A.; Moortgat, G. K.; Hjorth, J. "Proceedings of the EUROTRAC-2 Symposium 2000", 2001, Springer, Berlin.
- Wollenhaupt, M.; Carl, S. A.; Horowitz, A.; Crowley, J. N. Rate coefficients for reaction of OH with acetone between 202 and 395 K. *J. Phys. Chem. A* **2000**, *104*, 2695-2705, doi:10.1021/jp993738f.
- Yamamoto, S.; Back, R. A. The photolysis and thermal decomposition of pyruvic acid in the gas phase. *Can. J. Chem.* **1985**, *63*, 549-554.
- Yang, X.; Felder, P.; Huber, J. R. Photodissociation of methyl nitrate in a molecular beam. *J. Phys. Chem.* **1993**, *97*, 10903-10910.
- Yujing, M.; Mellouki, A. The near-UV absorption cross sections for several ketones. *J. Photochem. Photobiol. A: Chem.* **2000**, *134*, 31-36.
- Zetzsch, C. In *Proceedings of the International Ozone Symposium 1988*; Bojkov, R., Fabian, P., Eds.; Deepak: Hampton, VA, 1989.
- Zhu, L.; Johnston, G. Kinetics and products of the reaction of the vinoxy radical with O₂. *J. Phys. Chem.* **1995**, *99*, 15114-15119.
- Zhu, L.; Kellis, D.; Ding, C.-F. Photolysis of glyoxal at 193, 248, 308, and 351 nm. *Chem. Phys. Lett.* **1996**, *257*, 487-491.

SECTION 4E. FO_x PHOTOCHEMISTRY

E1. HF (hydrogen fluoride)

[Back to Index](#)



(Recommendation: 06-2, Note: 15-10 Evaluated: 10-6)

Absorption Cross Sections: The UV absorption spectrum of hydrogen fluoride, HF, has been measured at 289.5, 326, 373, and 438 K by Safary et al.⁵ and Safary⁴ (153–182 nm) and at room temperature by Nee et al.³ (107–145 nm), Carnovale et al.¹ (8–155 nm), and Hitchcock et al.² (30–200 nm). HF does not absorb significantly at wavelengths >180 nm. On the basis of the Nee et al. VUV spectrum, a Lyman- α (121.567 nm) cross section of $3.1 \times 10^{-18} \text{ cm}^2 \text{ molecule}^{-1}$ is recommended.

Photolysis Quantum Yield and Product Studies: Photodissociation should be an unimportant loss process in the stratosphere.

- (1) Carnovale, F.; Tseng, R.; Brion, C. E. Absolute oscillator strengths for the photoabsorption and partial photoionisation of hydrogen fluoride. *J. Phys. B: At. Mol. Phys.* **1981**, *14*, 4771-4785.
- (2) Hitchcock, A. P.; Williams, G. R. J.; Brion, C. E.; Langhoff, P. W. Experimental and theoretical studies of the valence-shell dipole excitation spectrum and absolute photoabsorption cross section of hydrogen fluoride. *Chem. Phys.* **1984**, *88*, 65-80.
- (3) Nee, J. B.; Suto, M.; Lee, L. C. Photoabsorption cross section of HF at 107-145 nm. *J. Phys. B: At. Mol. Phys.* **1985**, *18*, L293-L294.
- (4) Safary, E. Contribution a l'étude spectrale de l'acide fluorhydrique. *Ann. Phys. (Paris)* **1954**, *9*, 203-254.
- (5) Safary, E.; Romand, J.; Vodar, B. Ultraviolet absorption spectrum of gaseous hydrogen fluoride. *J. Chem. Phys.* **1951**, *19*, 379-380.

E2. FO₂ (fluoroperoxy radical)

[Back to Index](#)



(Recommendation: 06-2, Note: 10-6, Evaluated: 10-6)

Absorption Cross Sections: The gas-phase UV absorption spectrum of the fluoroperoxy radical, FO₂, has been measured at room temperature by Pagsberg et al.⁶ (206–250 nm; reported in Wayne et al.⁷), Maricq and Szente⁴ (186–276 nm), Ellermann et al.² (215–254 nm), and at 215 nm by Lyman and Holland.³ In earlier studies, Chegodaev and Tupikov¹ and Matchuk et al.⁵ reported spectra of FO₂ in liquid argon at 87 K. The results from Maricq and Szente,⁴ Ellermann et al.,² and Lyman and Holland³ are in excellent agreement. The cross sections measured by Pagsberg et al.⁶ are larger by factors of 1.4 to 1.8 between 206 and 245 nm and a factor of 3 at 250 nm. The recommended absorption cross sections in Table 4E-1 are taken from Maricq and Szente.⁴

Photolysis Quantum Yield and Product Studies: No recommendation.

Table 4E-1. Recommended Absorption Cross Sections of FO₂ at 295 K

λ (nm)	$10^{20} \sigma$ (cm ²)	λ (nm)	$10^{20} \sigma$ (cm ²)	λ (nm)	$10^{20} \sigma$ (cm ²)
185.9	950	214.2	1150	242.5	139
188.5	1050	216.8	1050	245.1	112
191.1	1130	219.4	933	247.6	82
193.6	1180	221.9	796	250.2	60
196.2	1200	224.5	677	252.8	51
198.8	1260	227.1	558	255.3	43
201.4	1310	229.6	451	257.9	36
203.9	1330	232.2	368	260.5	32
206.5	1350	234.8	289	263.1	26
209.1	1300	237.4	233	265.6	20
211.6	1240	239.9	173		

Note:

Maricq and Szente⁴

- (1) Chegodaev, P. P.; Tubikov, B. I. *Dokl. Akad. Nauk. SSSR* **1973**, *210*, 647-649.
- (2) Ellermann, T.; Sehested, J.; Nielson, O. J.; Pagsberg, P.; Wallington, T. J. Kinetics of the reaction of F atoms with O₂ and UV spectrum of FO₂ radicals in the gas phase at 295 K. *Chem. Phys. Lett.* **1994**, *218*, 287-294.
- (3) Lyman, J.; Holland, R. Oxygen fluoride chemical kinetics. *J. Phys. Chem.* **1988**, *92*, 7232-7241, doi:10.1021/j100337a015.
- (4) Maricq, M. M.; Szente, J. J. Flash photolysis-time-resolved UV absorption study of the reactions CF₃H + F → CF₃ + HF and CF₃O₂ + CF₂O₂ → products. *J. Phys. Chem.* **1992**, *96*, 4925-4930.
- (5) Matchuk, N. M.; Tupikov, V. I.; Malkova, A. I.; Pshezhetskii, S. Y. *Opt. Spektrosk. (Opt. Spectrosc.)* **1976**, *40*, 14-18 (17-19).
- (6) Pagsberg, P.; Ratajczak, E.; Sillesen, A.; Jodkowski, J. T. Spectrokinetic studies of the gas-phase equilibrium F + O₂ ⇌ FO₂ between 295 and 359 K. *Chem. Phys. Lett.* **1987**, *141*, 88-94.
- (7) Wayne, R. P.; Poulet, G.; Biggs, P.; Burrows, J. P.; Cox, R. A.; Crutzen, P. J.; Hayman, G. D.; Jenkin, M. E.; Le Bras, G.; Moorgat, G. K.; Platt, U.; Schindler, R. N. Halogen oxides: Radicals, sources and reservoirs in the laboratory and in the atmosphere. *Atmos. Environ.* **1995**, *29*, 2677-2881.

E3. F₂O (difluorine monoxide)

[Back to Index](#)



(Recommendation: 06-2, Note: 10-6, Evaluated: 10-6)

Absorption Cross Sections: The UV absorption spectrum of difluorine monoxide, F₂O, has been measured at 273 K over the wavelength range 210–546 nm by Glissmann and Schuhmacher,¹ the only study available. Their absorption cross section data are recommended and are listed in Table 4E-2.

Photolysis Quantum Yield and Product Studies: No recommendation.

Table 4E-2. Recommended Absorption Cross Sections of F₂O at 273 K

λ (nm)	10 ²⁰ σ (cm ²)	λ (nm)	10 ²⁰ σ (cm ²)	λ (nm)	10 ²⁰ σ (cm ²)	λ (nm)	10 ²⁰ σ (cm ²)
210.2	4.88	239.9	0.65	296.7	0.12	404.0	0.020
211.4	3.39	244.7	0.50	302.7	0.12	421.0	0.023
213.7	3.06	248.2	0.37	313.1	0.11	428.0	0.021
216.5	2.73	253.7	0.27	334.0	0.087	435.8	0.018
218.1	2.60	257.6	0.21	350.0	0.072	445.0	0.017
221.0	2.21	265.5	0.15	365.0	0.064	458.0	0.015
223.6	1.95	270.0	0.13	378.0	0.055	471.5	0.012
225.3	1.76	275.9	0.12	380.0	0.044	491.6	0.0091
229.5	1.30	280.6	0.12	387.0	0.033	513.5	0.0052
234.5	1.14	289.3	0.12	395.0	0.023	546.0	0.0052
237.8	0.78	292.5	0.12	399.0	0.020		

Note:

Glissmann and Schuhmacher¹

- (1) Glissmann, A.; Schumacher, H.-J. Das spektrum des fluoroxyds F₂O. *Z. Phys. Chem. B* **1934**, *24*, 328-334.

E4. F₂O₂ (dioxygen difluoride)

[Back to Index](#)



(Recommendation: 15-10, Note: 15-10, Evaluated: 10-6)

Absorption Cross Sections: The gas-phase UV/vis absorption spectrum of dioxygen difluoride, F₂O₂, has been measured at 193 K by Chegodaev and Tupikov² (197–260 nm), at 195 K by Matchuk et al.⁵ (350–600 nm), at 273 K by Brodersen et al.¹ (220–522.5 nm), and at 298 K by Lyman and Holland⁴ (215 nm). A measurement of F₂O₂ in liquid freon at 77 K has been reported by Kirshenbaum and Streng³ (200–480 nm). The absorption spectrum shows decreasing absorption cross sections with increasing wavelength and evidence for several transitions that appear as shoulders in the spectrum. An absorption feature near 405 nm

reported by Brodersen et al.¹ does not appear in the spectra reported by Matchuk et al.⁵ and Kirshenbaum and Streng.³ Although measured at significantly different temperatures, the data from Brodersen et al.¹ and Chegodaev and Tupikov² in the wavelength range 220–250 nm agree to within 10-15%, with the Chegodaev and Tupikov data being systematically lower. The recommended absorption cross sections in Table 4E-3 are from Chegodaev and Tupikov² in the region 200–210 nm, Brodersen et al.¹ in the region 220–360 nm, and Matchuk et al.⁵ for the 370–600 nm region.

Photolysis Quantum Yield and Product Studies: No recommendation.

Table 4E-3. Recommended Absorption Cross Sections of F₂O₂ at 193–273 K

λ (nm)	$10^{20} \sigma$ (cm ²)	λ (nm)	$10^{20} \sigma$ (cm ²)	λ (nm)	$10^{20} \sigma$ (cm ²)
200	700	340	10.9	480	0.34
210	325	350	7.54	490	0.27
220	231	360	5.90	500	0.24
230	163	370	5.15	510	0.22
240	120	380	4.50	520	0.20
250	99.1	390	3.77	530	0.19
260	98.2	400	3.06	540	0.17
270	86.7	410	2.46	550	0.15
280	72.5	420	1.97	560	0.13
290	60.6	430	1.57	570	0.11
300	44.7	440	1.25	580	0.09
310	32.4	450	0.96	590	0.07
320	22.3	460	0.69	600	0.04
330	15.4	470	0.47		

Note:

200–210 nm: Chegodaev and Tupikov² (193 K)

220–360 nm: Brodersen et al.¹ (273 K)

370–600 nm: Matchuk et al.⁵ (195 K)

- (1) Brodersen, P. H.; Frisch, P.; Schumacher, H.-J. Das absorptionsspektrum des F₂O₂. *Z. Phys. Chem. B* **1937**, *37*, 25-29.
- (2) Chegodaev, P. P.; Tubikov, B. I. *Dokl. Akad. Nauk. SSSR* **1973**, *210*, 647-649.
- (3) Kirshenbaum, A. D.; Streng, A. G. Molar extinction coefficients of liquid O₃F₂, O₂F₂, and O₃ in the visible range. *J. Chem. Phys.* **1961**, *35*, 1440-1442.
- (4) Lyman, J.; Holland, R. Oxygen fluoride chemical kinetics. *J. Phys. Chem.* **1988**, *92*, 7232-7241, doi:10.1021/j100337a015.
- (5) Matchuk, N. M.; Tupikov, V. I.; Malkova, A. I.; Pshzhetskii, S. Y. *Opt. Spektrosk. (Opt. Spectrosc.)* **1976**, *40*, 14-18 (17-19).

E5. FNO (nitrosyl fluoride)

[Back to Index](#)



(Recommendation: 06-2, Note: 10-6, Evaluated: 10-6)

Absorption Cross Sections: The UV absorption spectrum of nitrosyl fluoride, FNO, has been measured at room temperature by Burley et al.¹ (180–350 nm) and Pagsberg et al.³ (310.5 nm). Johnston and Bertin² report a cross section at 195 K and 310.5 nm. The FNO spectrum has two similar strength bands centered at 180 nm and 310 nm. The 310 nm band has significant vibronic structure at wavelengths >250 nm. The agreement between the single wavelength measurement of Pagsberg et al.³ and the Burley et al.¹ spectrum is good. The recommended absorption cross sections in Table 4E-4 are at 2 nm intervals for the continuous region of the spectrum ($\lambda < 260$ nm) and at 1 nm intervals in the structured region ($\lambda > 260$ nm).

Photolysis Quantum Yield and Product Studies: The quantum yield for decomposition is expected to be unity.

Table 4E-4. Recommended Absorption Cross Sections of FNO at 298 K

λ (nm)	$10^{20} \sigma$ (cm ²)	λ (nm)	$10^{20} \sigma$ (cm ²)	λ (nm)	$10^{20} \sigma$ (cm ²)	λ (nm)	$10^{20} \sigma$ (cm ²)
180	52.4	246	1.65	286	5.17	319	21.4
182	51.7	248	1.41	287	5.78	320	15.2
184	50.7	250	1.54	288	10.4	321	35.6
186	49.4	252	1.25	289	16.6	322	40.2
188	47.5	254	1.23	290	17.0	323	25.5
190	45.1	256	1.36	291	11.3	324	17.8
192	42.7	258	1.58	292	11.9	325	14.3
194	40.0	260	1.30	293	18.1	326	12.1
196	37.3	261	1.45	294	7.11	327	9.40
198	33.8	262	1.64	295	6.75	328	9.39
200	30.5	263	1.85	296	9.15	329	12.4
202	27.7	264	2.03	297	14.1	330	12.9
204	24.8	265	2.67	298	22.0	331	11.3
206	22.2	266	1.96	299	23.1	332	13.0
208	19.9	267	1.99	300	15.6	333	18.9
210	17.6	268	2.10	301	23.1	334	19.3
212	15.8	269	2.66	302	25.4	335	16.1
214	13.9	270	2.81	303	10.4	336	13.1
216	12.3	271	3.06	304	8.85	337	10.8
218	10.7	272	4.47	305	10.4	338	8.96
220	9.35	273	4.30	306	11.8	339	7.13
222	8.32	274	3.97	307	15.6	340	5.65
224	7.22	275	3.77	308	32.2	341	4.61
226	6.30	276	4.24	309	21.8	342	3.81
228	5.44	277	4.44	310	15.5	343	3.17
230	4.68	278	3.41	311	54.2	344	2.68
232	4.10	279	5.03	312	31.6	345	2.30
234	3.52	280	8.26	313	16.0	346	1.96
236	3.09	281	10.1	314	12.3	347	1.72
238	2.76	282	7.58	315	11.7	348	1.48
240	2.25	283	6.59	316	11.0	349	1.30
242	2.08	284	7.26	317	13.0	350	1.18
244	1.74	285	7.45	318	25.5		

Note:

Burley et al.¹

- (1) Burley, J. D.; Miller, C. E.; Johnston, H. S. Spectroscopy and photoabsorption cross-sections of FNO. *J. Mol. Spectrosc.* **1993**, *158*, 377-391.
- (2) Johnston, H. S.; Bertin, H. J., Jr. Absorption and emission spectra of nitrosyl fluoride. *J. Mol. Spectrosc.* **1959**, *3*, 683-696.
- (3) Pagsberg, P.; Sillesen, A.; Jodkowski, J. T.; Ratajczak, E. Kinetics of the reaction $F + NO + M \rightarrow FNO + M$ studied by pulse radiolysis combined with time-resolved IR and UV spectroscopy. *Chem. Phys. Lett.* **1996**, *249*, 358-364.

E6. CHF₃ (trifluoromethane, HFC-23)[Back to Index](#)CHF₃ + hv → Products

(1)

(New Entry)

Absorption Cross Sections: Trifluoromethane, CHF₃ (HFC-23), has negligible absorption at wavelengths >190 nm. The VUV absorption spectrum of HFC-23 was measured at 298 K by Sauvageau et al.¹ (62–122 nm) and Suto and Lee² (106–124 nm). The two studies differ by ~50% at Lyman- α (121.567 nm). The recommended Lyman- α cross section is an average of the results from these two studies, 3.5×10^{-19} cm² molecule⁻¹, where the Sauvageau et al. data were linearly interpolated to 121.567 nm. An uncertainty factor of 2 (2σ) is assigned, which encompasses the results from both studies.

Photolysis Quantum Yield and Product Studies: No recommendation.

- (1) Sauvageau, P.; Gilbert, R.; Berlow, P. P.; Sandorfy, C. Vacuum ultraviolet absorption spectra of fluoromethanes. *J. Chem. Phys.* **1973**, *59*, 762-765.
- (2) Suto, M.; Lee, L. C. Emission spectra of CF₃ radicals. V. Photodissociation of CF₃H, CF₃Cl, and CF₃Br by vacuum ultraviolet. *J. Chem. Phys.* **1983**, *79*, 1127-1133, doi:10.1063/1.445914.

E7. CH₂F₂ (difluoromethane, HFC-32)

[Back to Index](#)

CH₂F₂ + hν → Products

(1)

(New Entry)

Absorption Cross Sections: Difluoromethane, CH₂F₂ (HFC-32), has negligible absorption at wavelengths >190 nm. The VUV absorption spectrum of HFC-32 at 298 K was measured by Sauvageau et al.¹ (60–142 nm; reported in 0.1 to 0.5 nm intervals) and Seccombe et al.² (60–152 nm; reported in ~0.015 nm intervals). The cross sections reported in these studies agree at Lyman-α (121.567 nm) to within ~30%. An average Lyman-α cross section from these studies, 5.5 × 10⁻¹⁸ cm² molecule⁻¹, is recommended. An uncertainty factor of 1.4 (2σ) is recommended, which covers the range of experimental data.

Photolysis Quantum Yield and Product Studies: No recommendation.

- (1) Sauvageau, P.; Gilbert, R.; Berlow, P. P.; Sandorfy, C. Vacuum ultraviolet absorption spectra of fluoromethanes. *J. Chem. Phys.* **1973**, *59*, 762-765.
- (2) Seccombe, D. P.; Chim, R. Y. L.; Tuckett, R. P.; Jochims, H. W.; Baumgärtel, H. Vacuum-ultraviolet absorption and fluorescence spectroscopy of CF₂H₂, CF₂Cl₂, and CF₂Br₂ in the range 8–22 eV. *J. Chem. Phys.* **2001**, *114*, 4058-4073, doi:10.1063/1.1344888.

E8. CHF₂CF₃ (pentafluoroethane, HFC-125)

[Back to Index](#)

CHF₂CF₃ + hν → Products

(1)

(New Entry)

Absorption Cross Sections: Pentafluoroethane, CHF₂CF₃ (HFC-125), has negligible absorption at wavelengths >190 nm. The VUV absorption spectrum of HFC-125 has not been reported to date. The recommended Lyman-α cross section of HFC-125 is assumed to be similar to that of CHF₃ (HFC-23) with an estimated value of 3.5 × 10⁻¹⁹ cm² molecule⁻¹. An uncertainty factor of 3.0 (2σ) is assigned due to the lack of experimental data.

Photolysis Quantum Yield and Product Studies: No recommendation.

E9. CH₂FCF₃ (1,1,1,2-tetrafluoroethane, HFC-134a)

[Back to Index](#)

CH₂FCF₃ + hν → Products

(1)

(New Entry)

Absorption Cross Sections: 1,1,1,2-tetrafluoroethane, CH₂FCF₃ (HFC-134a), has negligible absorption at wavelengths >190 nm. The VUV absorption spectrum of HFC-134a has not been reported to date. The Lyman-α cross section of HFC-134a is expected to be less than that of CH₃CF₃ (HFC-143a) and comparable to that of CH₂F₂ (HFC-32). An estimated value of 5 × 10⁻¹⁸ cm² molecule⁻¹ is recommended. An uncertainty factor of 2.0 (2σ) is assigned based on the lack of experimental data.

Photolysis Quantum Yield and Product Studies: No recommendation.

E10. CH₃CF₃ (1,1,1-trifluoroethane, HFC-143a)

[Back to Index](#)

CH₃CF₃ + hν → Products

(1)

(New Entry)

Absorption Cross Sections: 1,1,1-trifluoroethane, CH₃CF₃ (HFC-143a), has negligible absorption at wavelengths >190 nm. The VUV absorption spectrum of HFC-143a was measured by Sauvageau et al.¹ between 61 and 132 nm at 298 K with a Lyman-α cross section of 1.75 × 10⁻¹⁷ cm² molecule⁻¹, which is

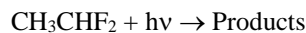
recommended. The uncertainty factor for the Lyman- α cross section is assigned a value of 2.0 (2σ) based primarily on the limited available data.

Photolysis Quantum Yield and Product Studies: No recommendation.

- (1) Sauvageau, P.; Doucet, J.; Gilbert, R.; Sandorfy, C. Vacuum ultraviolet and photoelectron spectra of fluoroethanes. *J. Chem. Phys.* **1974**, *61*, 391-395.

E11. CH₃CHF₂ (1,1-difluoroethane, HFC-152a)

[Back to Index](#)



(1)

(New Entry)

Absorption Cross Sections: 1,1-difluoroethane, CH₃CHF₂ (HFC-152a), has negligible absorption at wavelengths >190 nm. The VUV absorption spectrum of HFC-152a was measured by Sauvageau et al.¹ between 60 and 134 nm at 298 K with a Lyman- α cross section of 3.2×10^{-17} cm² molecule⁻¹, which is recommended. The uncertainty factor for the Lyman- α cross section is assigned a value of 2.0 (2σ) based primarily on the limited available data.

Photolysis Quantum Yield and Product Studies: No recommendation.

- (1) Sauvageau, P.; Doucet, J.; Gilbert, R.; Sandorfy, C. Vacuum ultraviolet and photoelectron spectra of fluoroethanes. *J. Chem. Phys.* **1974**, *61*, 391-395.

E12. CF₄ (carbon tetrafluoride)

[Back to Index](#)



(Recommendation: 90-1, Note: 15-10, Evaluated: 10-6)

Absorption Cross Sections: The VUV spectrum of carbon tetrafluoride, CF₄, consists of a strong absorption band between 6 and 120 nm with several broad features assigned to a Rydberg series with maxima near 54, 68, 78, 90 and 99 nm. The spectrum also has discrete vibrational structure in the region 56 to 63 nm. The absolute absorption cross sections have been studied extensively in the VUV by a number of groups as summarized in Table 4E-5. General agreement (to within a factor of 2) exists in the wavelength range 6–100 nm among the data of Rebbert and Ausloos,¹⁰ Sauvageau et al.,¹¹ Lee et al.,⁷ Cole and Dexter,³ Lee et al.,⁸ Au et al.,¹ Cook and Ching,⁴ Hatherly and Flaxman,⁵ and Chim et al.²

The absorption cross section at Lyman- α (121.567 nm) was reported to be $(5.73 \pm 0.97) \times 10^{-21}$ cm² molecule⁻¹ by Inn,⁶ $<1 \times 10^{-20}$ cm² molecule⁻¹ by Lee et al.,⁸ and $<8 \times 10^{-22}$ cm² molecule⁻¹ by Ravishankara et al.⁹ A value of 5.5×10^{-21} cm² molecule⁻¹ with an uncertainty factor of 2 (2σ) is recommended for the cross section at Lyman- α .

Photolysis Quantum Yield and Product Studies: No recommendation. CF₄ does not absorb strongly at wavelengths >120 nm and therefore it is not expected to photodissociate until it reaches the mesosphere.

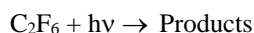
Table 4E-5. Summary of CF₄ Absorption Cross Section Studies

Reference	Year	Wavelength Range (nm)	Temperature (K)
Rebbert and Ausloos ¹⁰	1971	73.6–74.4	298
Sauvageau et al. ¹¹	1973	60–120	298
Lee et al. ⁷	1977	17.5–77.0	295
Cole and Dexter ³	1978	4.6, 10.0	298
Inn ⁶	1980	121.567 (Lyman- α)	297
Lee et al. ⁸	1986	50–130	298
Zhang et al. ¹²	1989	6.2–103.2	298
Ravishankara et al. ⁹	1993	121.567 (Lyman- α)	298
Au et al. ¹	1997	6.2–124	298
Cook and Ching ⁴	2003	61–100	295
Hatherly and Flaxman ⁵	2003	58.4 and 73.6–74.6	298
Chim et al. ²	2003	30.7–129.5	298

- (1) Au, J. W.; Burton, G. R.; Brion, C. E. Quantitative spectroscopic studies of the valence-shell electronic excitations of Freons (CFCl₃, CF₂Cl₂, CF₃Cl, and CF₄) in the VUV and soft X-ray regions. *Chem. Phys.* **1997**, *221*, 151-168.
- (2) Chim, R. Y. L.; Kennedy, R. A.; Tuckett, R. P. The vacuum-UV absorption spectrum of SF₅CF₃; implications for its lifetime in the earth's atmosphere. *Chem. Phys. Lett.* **2003**, *367*, 697-703.
- (3) Cole, B. E.; Dexter, R. N. Photoabsorption cross sections for chlorinated methanes and ethanes between 46 and 100 Å. *J. Quant. Spectrosc. Radiat. Transfer* **1978**, *19*, 303-309.
- (4) Cook, G. R.; Ching, B. K. Photoionization and absorption cross sections and fluorescence of CF₄. *J. Chem. Phys.* **1965**, *43*, 1794-1797.
- (5) Hatherly, P. A.; Flaxman, A. J. On the absolute absorption cross-section of SF₅CF₃. *Chem. Phys. Lett.* **2003**, *380*, 512-515, doi:10.1016/j.cplett.2003.09.061.
- (6) Inn, E. C. Y. Absorption cross section of CF₄ at H Lyman α (121.57 nm). *J. Geophys. Res.* **1980**, *85*, 7493-7494.
- (7) Lee, L. C.; Phillips, E.; Judge, D. L. Photoabsorption cross sections of CH₄, CF₄, CF₃Cl, SF₆, and C₂F₆ from 175 to 770 Å. *J. Chem. Phys.* **1977**, *67*, 1237-1246.
- (8) Lee, L. C.; Wang, X.; Suto, M. Fluorescence from extreme ultraviolet photoexcitation of CF₄. *J. Chem. Phys.* **1986**, *85*, 6294-6300.
- (9) Ravishankara, A. R.; Solomon, S.; Turnipseed, A. A.; Warren, R. F. Atmospheric lifetimes of long-lived halogenated species. *Science* **1993**, *259*, 194-199.
- (10) Rebbert, R. E.; Ausloos, P. Ionization quantum yields and absorption coefficients of selected compounds at 58.4 and 73.6-74.4 nm. *J. Res. Natl. Bur. Stand.* **1971**, *A 75*, 481-485.
- (11) Sauvageau, P.; Doucet, J.; Gilbert, R.; Sandorfy, C. Vacuum ultraviolet and photoelectron spectra of fluoroethanes. *J. Chem. Phys.* **1974**, *61*, 391-395.
- (12) Zhang, W.; Cooper, G.; Ibuki, T.; Brion, C. E. Excitation and ionization of freon molecules. I. Absolute oscillator-strengths for the photoabsorption (12-740 eV) and the ionic photofragmentation (15-80 eV) of CF₄. *Chem. Phys.* **1989**, *137*, 391-405.

E13. C₂F₆ (hexafluoroethane)

[Back to Index](#)



(1)

(Recommendation: 10-6, Note: 10-6, Evaluated: 10-6)

Absorption Cross Sections: The VUV absorption spectrum of hexafluoroethane, C₂F₆, consists of a strong absorption band between 6 and 120 nm with several broad features and maxima near 58, 68, 79, 87 and 93 nm. Absolute absorption cross sections have been reported by Sauvageau et al.⁴ (60–117 nm), Lee et al.² (18–74 nm), and Cole and Dexter¹ (6.5–10.0 nm). The cross section data from Sauvageau et al. over the range 60 to 75 nm are much smaller than those of Lee et al.

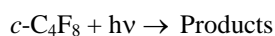
The absorption cross section at Lyman-α (121.567 nm) was determined by Ravishankara et al.³ to be $(9.87 \pm 0.35) \times 10^{-21} \text{ cm}^2 \text{ molecule}^{-1}$, which is recommended.

Photolysis Quantum Yield and Product Studies: No recommendation. C₂F₆ does not absorb significantly at wavelengths >120 nm and therefore it is not expected to photodissociate until it reaches the mesosphere.

- (1) Cole, B. E.; Dexter, R. N. Photoabsorption cross sections for chlorinated methanes and ethanes between 46 and 100 Å. *J. Quant. Spectrosc. Radiat. Transfer* **1978**, *19*, 303-309.
- (2) Lee, L. C.; Phillips, E.; Judge, D. L. Photoabsorption cross sections of CH₄, CF₄, CF₃Cl, SF₆, and C₂F₆ from 175 to 770 Å. *J. Chem. Phys.* **1977**, *67*, 1237-1246.
- (3) Ravishankara, A. R.; Solomon, S.; Turnipseed, A. A.; Warren, R. F. Atmospheric lifetimes of long-lived halogenated species. *Science* **1993**, *259*, 194-199.
- (4) Sauvageau, P.; Doucet, J.; Gilbert, R.; Sandorfy, C. Vacuum ultraviolet and photoelectron spectra of fluoroethanes. *J. Chem. Phys.* **1974**, *61*, 391-395.

E14. *c*-C₄F₈ (perfluorocyclobutane)

[Back to Index](#)



(1)

(Recommendation: 15-10, Note: 15-10, Evaluated: 15-10)

Absorption Cross Sections: The spectrum of perfluorocyclobutane, *c*-C₄F₈, consists of a strong absorption band in the VUV with a maximum at 117 nm and shows further weak absorption bands at 137 and 174 nm up to about 200 nm. The absolute photoabsorption cross sections have been measured at high resolution in the VUV by Limão-Vieira et al.¹ in the range 115–204 nm, although the data in the wavelength range >190 nm is

scattered. They estimated a stratospheric photolysis lifetime of ~400 years at 20 km decreasing to a few days at 40–50 km.

The absorption cross section at Lyman- α (121.567 nm) was determined by Limão-Vieira et al.¹ to be $7.98 \times 10^{-18} \text{ cm}^2 \text{ molecule}^{-1}$ and Ravishankara et al.² reported a value of $(8.76 \pm 0.49) \times 10^{-18} \text{ cm}^2 \text{ molecule}^{-1}$. An average of the Lyman- α cross sections from these studies is recommended, $8.37 \times 10^{-18} \text{ cm}^2 \text{ molecule}^{-1}$ with a 1.05 uncertainty factor (2σ), which encompasses the results from both studies.

Photolysis Quantum Yield and Product Studies: No recommendation.

- (1) Limão-Vieira, P.; Vasekova, E.; Giuliani, A.; Lourenço, J. M. C.; Santos, P. M.; Duflo, D.; Hoffmann, S. V.; Mason, N. J.; Delwiche, J.; Hubin-Franskin, M.-J. Perfluorocyclobutane electronic state spectroscopy by high-resolution vacuum ultraviolet photoabsorption, electron impact, He I photoelectron spectroscopy, and *ab initio* calculations. *Phys. Rev. A* **2007**, *76*, 032509, doi:10.1103/PhysRevA.76.032509.
- (2) Ravishankara, A. R.; Solomon, S.; Turnipseed, A. A.; Warren, R. F. Atmospheric lifetimes of long-lived halogenated species. *Science* **1993**, *259*, 194-199.

E15. C₅F₁₂ (perfluoropentane)

[Back to Index](#)

C₅F₁₂ + hv → Products

(1)

(Recommendation: 10-6, Note: 10-6, Evaluated: 10-6)

Absorption Cross Sections: No absorption spectrum of perfluoropentane, C₅F₁₂, is known. An absorption cross section at Lyman- α (121.567 nm) was determined by Ravishankara et al.¹ to be $(5.32 \pm 0.30) \times 10^{-18} \text{ cm}^2 \text{ molecule}^{-1}$, which is recommended.

Photolysis Quantum Yield and Product Studies: No recommendation.

- (1) Ravishankara, A. R.; Solomon, S.; Turnipseed, A. A.; Warren, R. F. Atmospheric lifetimes of long-lived halogenated species. *Science* **1993**, *259*, 194-199.

E16. C₆F₁₄ (perfluorohexane)

[Back to Index](#)

C₆F₁₄ + hv → Products

(1)

(Recommendation: 10-6, Note: 10-6, Evaluated: 10-6)

Absorption Cross Sections. No absorption spectrum of C₆F₁₄, perfluorohexane, is known. An absorption cross section at Lyman- α (121.567 nm) was determined by Ravishankara et al.¹ to be $(9.82 \pm 0.53) \times 10^{-18} \text{ cm}^2 \text{ molecule}^{-1}$, which is recommended.

Photolysis Quantum Yield and Product Studies: No recommendation.

- (1) Ravishankara, A. R.; Solomon, S.; Turnipseed, A. A.; Warren, R. F. Atmospheric lifetimes of long-lived halogenated species. *Science* **1993**, *259*, 194-199.

E17. (CF₃)₂c-C₄F₆ (perfluoro-1,2-dimethylcyclobutane)

[Back to Index](#)

(CF₃)₂c-C₄F₆ + hv → Products

(1)

(Recommendation: 10-6, Note: 10-6, Evaluated: 10-6)

Absorption Cross Sections: No absorption spectrum of perfluoro-1,2-dimethylcyclobutane, (CF₃)₂c-C₄F₆, is known. An absorption cross section at Lyman- α (121.567 nm) was determined by Ravishankara et al.¹ to be $(1.22 \pm 0.07) \times 10^{-17} \text{ cm}^2 \text{ molecule}^{-1}$, which is recommended. The large cross section implies a local lifetime of only a few days in the mesosphere.

Photolysis Quantum Yield and Product Studies: No recommendation.

- (1) Ravishankara, A. R.; Solomon, S.; Turnipseed, A. A.; Warren, R. F. Atmospheric lifetimes of long-lived halogenated species. *Science* **1993**, *259*, 194-199.

E18. COF₂ (carbonyl difluoride)[Back to Index](#)

(Recommendation: 06-2, Note: 15-10, Evaluated: 10-6)

Absorption Cross Sections: The UV absorption spectrum of carbonyl difluoride (difluorophosgene), COF₂, has been measured at room temperature by Chou et al.¹ (185–226 nm), Molina and Molina² (186–224 nm), and Nölle et al.³ (199–232 nm). The high resolution spectrum reported by Nölle et al.³ is highly structured. The cross section data from Nölle et al.³ are somewhat larger than those from Molina and Molina² with differences in the averaged values over 500 cm⁻¹ intervals ranging between 1.5 and 22%. The cross section data of Chou et al.¹ are in good agreement with the data from Molina and Molina² in the region 186–197 nm. At longer wavelengths the cross sections from these studies diverge with the Chou et al. results being larger, ~200% near 225 nm. The recommended absorption cross sections in Table 4E-6 are the 500 cm⁻¹ averages of the data from Molina and Molina² in the range 186–199 nm and the data from Nölle et al.³ at longer wavelengths. The recommended uncertainty factor in the room temperature spectrum is 1.30 (2σ) for all wavelengths included in Table 4E-6.

Photolysis Quantum Yield and Product Studies: The photodissociation of COF₂ has been studied by Nölle et al.⁴ at 193, 210, and 220 nm and Molina and Molina² at 206 nm. Nölle et al.⁴ determined the COF + F quantum yields by combining FTIR detection of products with excimer laser photolysis at 193 nm and Hg lamp photolysis at 210 and 220 nm. The “apparent” quantum yields for COF₂ were 0.47 ± 0.03, 0.57 ± 0.05, and 0.11 ± 0.02 at 193, 210 and 220 nm, respectively. In the case of the laser photolysis at 193 nm, where high concentrations of COF are formed, the self-reaction of the COF photodissociation product regenerates COF₂ via COF + COF → COF₂ + CO. Assuming that all COF radicals react quantitatively in this way, the actual quantum yield at 193 nm is 0.94 ± 0.06. The quantum yields at 210 and 220 nm obtained using the Hg lamp photolysis generated much lower COF radical concentrations and are reported as the actual quantum yields. Molina and Molina² report a quantum yield of 0.26 at 206 nm that is considerably lower than reported by Nölle et al.⁴ On the basis of the Nölle et al. study a COF₂ photolysis quantum yield of unity is recommended for wavelengths less than 210 nm.

Table 4E-6. Recommended Absorption Cross Sections of COF₂ at 298 K

λ (nm)	10 ²⁰ σ (cm ²)	λ (nm)	10 ²⁰ σ (cm ²)	λ (nm)	10 ²⁰ σ (cm ²)
186.0	5.5	199.0	1.6	213.9	0.188
187.8	4.8	201.0	1.32	216.2	0.120
189.6	4.2	203.1	0.987	218.6	0.077
191.4	3.7	205.1	0.754	221.0	0.046
193.2	3.1	207.3	0.508	223.5	0.032
195.1	2.6	209.4	0.392	226.0	0.021
197.0	2.1	211.6	0.272	228.6	0.015

Note:

186–199 nm: Molina and Molina²201–229 nm: Nölle et al.³

- (1) Chou, C. C.; Crescentini, G.; Vera-Ruiz, H.; Smith, W. S.; Rowland, F. S. “Stratospheric photochemistry of CF₂O, CClFO, and CCl₂O”; 173rd American Chemical Society Meeting, 1977, New Orleans, LA.
- (2) Molina, L. T.; Molina, M. J. “Chemistry of fluorine in the stratosphere”; 182nd American Chemical Society Meeting, 1982, New York.
- (3) Nölle, A.; Heydtmann, H.; Meller, R.; Schneider, W.; Moortgat, G. K. UV absorption spectrum and absorption cross sections of COF₂ at 296 K in the range 200–230 nm. *Geophys. Res. Lett.* **1992**, *19*, 281–284.
- (4) Nölle, A.; Krumscheid, C.; Heydtmann, H. Determination of quantum yields in the UV photolysis of COF₂ and COFCl. *Chem. Phys. Lett.* **1999**, *299*, 561–565.

E19. COHF (formyl fluoride)[Back to Index](#)

(Recommendation: 06-2, Note: 10-6, Evaluated: 10-6)

Absorption Cross Sections: The UV absorption spectrum of formyl fluoride, COHF, has been measured at room temperature by Giddings and Innes¹ (195–255 nm), Meller (194–267 nm) (see Röth et al.³), and Rattigan et al.² (220–267 nm). The high-resolution measurements show the long-wavelength wing of a highly structured absorption band. The absorption cross sections reported by Giddings and Innes¹ are larger by nearly a factor of two than the high resolution (0.016 nm) data reported by Meller using diode array spectrometry. The cross sections measured by Rattigan et al.² at a resolution of 1.2 nm lie between the Giddings and Innes¹ and Meller data sets in the range 220–230 nm and are closer to the data of Giddings and Innes¹ in the region 230–245 nm. Rattigan et al.² found the absorption cross sections to be independent of temperature over the range 233–318 K. The recommended absorption cross sections in Table 4E-7 are averages over 1 nm intervals of the high-resolution data from Meller.

Photolysis Quantum Yield and Product Studies: No recommendation.

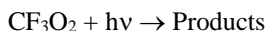
Table 4E-7. Recommended Absorption Cross Sections of COHF at 298 K

λ (nm)	$10^{20} \sigma$ (cm ²)	λ (nm)	$10^{20} \sigma$ (cm ²)	λ (nm)	$10^{20} \sigma$ (cm ²)	λ (nm)	$10^{20} \sigma$ (cm ²)
200	8.28	217	7.38	234	2.98	251	0.151
201	9.75	218	7.97	235	2.04	252	0.241
202	8.30	219	6.28	236	2.28	253	0.213
203	7.55	220	6.85	237	1.24	254	0.071
204	8.52	221	5.70	238	1.71	255	0.123
205	10.15	222	6.07	239	1.75	256	0.0674
206	8.28	223	6.58	240	1.55	257	0.0520
207	7.41	224	4.94	241	0.967	258	0.0382
208	8.44	225	5.33	242	1.19	259	0.0446
209	9.55	226	4.00	243	0.575	260	0.0427
210	7.76	227	4.65	244	0.765	261	0.0232
211	7.36	228	4.43	245	0.675	262	0.0153
212	7.92	229	4.61	246	0.719	263	0.0156
213	8.56	230	3.57	247	0.412	264	0.0170
214	9.22	231	2.55	248	0.484	265	0.0126
215	7.67	232	3.16	249	0.279	266	0.0118
216	6.51	233	3.09	250	0.210		

Note:

Meller (see Röth et al.³)

- (1) Giddings, L. E., Jr.; Innes, K. K. The near ultraviolet spectra of HCOF and DCOF. *J. Mol. Spectrosc.* **1961**, *6*, 528-549.
- (2) Rattigan, O. V.; Rowley, D. M.; Wild, O.; Jones, R. L.; Cox, R. A. Mechanism of atmospheric oxidation of 1,1,1,2-tetrafluoroethane (HFC 134a). *J. Chem. Soc. Faraday Trans.* **1994**, *90*, 1819-1829.
- (3) Röth, E. P.; Ruhnke, R.; Moortgat, G.; Meller, R.; Schneider, W. UV/VIS-Absorption Cross Sections and Quantum Yields for Use in Photochemistry and Atmospheric Modeling, Forschungszentrum Jülich Publication, Part 1 : Inorganic Substances (jül-3340), Part 2: Organic Substances (jül-3341). **1997**.

E20. CF₃O₂ (trifluoromethylperoxy radical)[Back to Index](#)

(1)

(Recommendation: 10-6, Note: 10-6, Evaluated: 10-6)

Absorption Cross Sections: The UV absorption cross sections of the trifluoromethylperoxy radical, CF₃O₂, have been measured at room temperature by Maricq and Szenté¹ (186–276 nm) and Nielsen et al.² (215–270 nm). The absorption spectrum displays a broad absorption band with a maximum at 210 nm. The cross sections reported by Nielsen et al.² are in good agreement with those measured by Maricq and Szenté¹ in the range 240–270 nm, but are consistently smaller at shorter wavelengths (by 20% at 215 nm). The recommended absorption cross sections listed in Table 4E-8 are taken from Maricq and Szenté.¹

Photolysis Quantum Yield and Product Studies: No recommendation.

Table 4E-8. Recommended Absorption Cross Sections of CF₃O₂ at 295 K

λ (nm)	10 ²⁰ σ (cm ²)	λ (nm)	10 ²⁰ σ (cm ²)	λ (nm)	10 ²⁰ σ (cm ²)
191.1	293	221.9	354	252.8	46
193.6	305	224.5	324	255.3	37*
196.2	334	227.1	292	257.9	31
198.8	363	229.6	257	260.5	25*
201.4	388	232.2	222	263.1	21
203.9	407	234.8	192	265.6	17
206.5	426	237.4	156	268.2	15
209.1	429	239.9	131	270.8	13
211.6	430	242.5	107	273.3	10
214.2	419	245.1	89	275.9	8
216.8	404	247.6	68		
219.4	383	250.2	54		

Note:

Maricq and Szenté¹

*smoothed value

- (1) Maricq, M. M.; Szenté, J. J. Flash photolysis-time-resolved UV absorption study of the reactions CF₃H + F → CF₃ + HF and CF₃O₂ + CF₂O₂ → products. *J. Phys. Chem.* **1992**, *96*, 4925-4930.
- (2) Nielsen, O. J.; Ellermann, T.; Sehested, J.; Bartkiewicz, E.; Wallington, T. J.; Hurley, M. D. UV absorption spectra, kinetics, and mechanisms of the self reaction of CF₃O₂ in the gas phase at 298 K. *Int. J. Chem. Kinet.* **1992**, *24*, 1009-1021.

E21. CF₃OH (trifluoromethanol)[Back to Index](#)

(Recommendation: 97-4, Note: 10-6, Evaluated: 10-6)

Absorption Cross Sections: An upper limit of 10⁻²¹ cm² molecule⁻¹ has been determined experimentally by Molina and Molina¹ for the absorption cross sections of trifluoromethanol, CF₃OH, over the wavelength range 185–300 nm. This upper limit is consistent with estimates based on similarities between CF₃OH and CH₃OH, as well as with quantum chemistry calculations reported by Schneider et al.²

Photolysis Quantum Yield and Product Studies: No recommendation.

- (1) Molina, L. T.; Molina, M. J. Ultraviolet spectrum of CF₃OH: Upper limits to the absorption cross sections. *Geophys. Res. Lett.* **1996**, *23*, 563-565.
- (2) Schneider, W. F.; Wallington, T. J.; Minschwaner, K.; Stahlberg, E. A. Atmospheric chemistry of CF₃OH: Is photolysis important? *Environ. Sci. Technol.* **1995**, *29*, 247-250.

E22. CF₃OOCF₃ (hexafluorodimethyl peroxide)[Back to Index](#)

(Recommendation: 06-2, Note: 10-6, Evaluated: 10-6)

Absorption Cross Sections: The UV absorption spectrum of hexafluorodimethyl peroxide, CF₃OOCF₃, has been measured at room temperature over the wavelength range 200–263 nm by Meller and Moortgat.¹ The continuous spectrum shows part of a broad absorption band with monotonically increasing cross sections with decreasing wavelength. The recommended absorption cross sections in Table 4E-9 are values averaged over 1 nm intervals of the 0.2 nm resolution spectrum from Meller and Moortgat.¹

Photolysis Quantum Yield and Product Studies: No recommendation.

Table 4E-9. Recommended Absorption Cross Sections of CF₃OOCF₃ at 298 K

λ (nm)	$10^{20} \sigma$ (cm ²)	λ (nm)	$10^{20} \sigma$ (cm ²)	λ (nm)	$10^{20} \sigma$ (cm ²)	λ (nm)	$10^{20} \sigma$ (cm ²)
200	3.61	216	1.25	232	0.501	248	0.204
201	3.37	217	1.18	233	0.462	249	0.195
202	3.13	218	1.10	234	0.433	250	0.183
203	2.92	219	1.04	235	0.408	251	0.174
204	2.73	220	0.983	236	0.380	252	0.166
205	2.53	221	0.926	237	0.361	253	0.157
206	2.35	222	0.869	238	0.339	254	0.147
207	2.20	223	0.822	239	0.323	255	0.138
208	2.06	224	0.778	240	0.303	256	0.132
209	1.94	225	0.737	241	0.288	257	0.125
210	1.80	226	0.693	242	0.274	258	0.119
211	1.69	227	0.654	243	0.263	259	0.112
212	1.61	228	0.614	244	0.246	260	0.107
213	1.51	229	0.584	245	0.240	261	0.101
214	1.42	230	0.555	246	0.227	262	0.096
215	1.33	231	0.525	247	0.214	263	0.091

Note:

Meller and Moortgat¹

- (1) Meller, R.; Moortgat, G. K. Photolysis of CF₃O₂CF₃ in the presence of O₃ in oxygen: kinetic study of the reactions of CF₃O and CF₃O₂ radicals with O₃. *J. Photochem. Photobio. A: Chem.* **1995**, 86, 15-25.

E23. CF₃O₃CF₃ (hexafluorodimethyl trioxide)[Back to Index](#)

(Recommendation: 06-2, Note: 10-6, Evaluated: 10-6)

Absorption Cross Sections: The UV absorption spectrum of hexafluorodimethyl trioxide, CF₃O₃CF₃, has been measured at room temperature over the wavelength range 200–312 nm by Meller and Moortgat.¹ The spectrum shows part of a broad absorption band with monotonically decreasing cross sections with increasing wavelength. The recommended absorption cross sections in Table 4E-10 are from the Meller and Moortgat¹ 0.2 nm resolution data set averaged over 1 nm intervals.

Photolysis Quantum Yield and Product Studies: No recommendation.

Table 4E-10. Recommended Absorption Cross Sections of CF₃O₃CF₃ at 298 K

λ (nm)	$10^{20} \sigma$ (cm ²)	λ (nm)	$10^{20} \sigma$ (cm ²)	λ (nm)	$10^{20} \sigma$ (cm ²)	λ (nm)	$10^{20} \sigma$ (cm ²)
200	46.9	229	20.3	258	4.26	287	0.565
201	45.5	230	19.5	259	3.99	288	0.526
202	44.2	231	18.8	260	3.73	289	0.491
203	42.8	232	18.0	261	3.51	290	0.458
204	41.4	233	17.2	262	3.28	291	0.427
205	40.2	234	16.5	263	3.07	292	0.400
206	39.0	235	15.7	264	2.86	293	0.373
207	37.9	236	15.0	265	2.67	294	0.347
208	37.0	237	14.3	266	2.50	295	0.325
209	36.1	238	13.7	267	2.33	296	0.302
210	35.2	239	13.0	268	2.17	297	0.281
211	34.4	240	12.3	269	2.03	298	0.262
212	33.6	241	11.7	270	1.89	299	0.244
213	32.8	242	11.1	271	1.76	300	0.228
214	32.1	243	10.5	272	1.64	301	0.213
215	31.3	244	10.0	273	1.53	302	0.197
216	30.5	245	9.46	274	1.43	303	0.185
217	29.8	246	8.95	275	1.33	304	0.174
218	29.0	247	8.45	276	1.24	305	0.164
219	28.2	248	7.95	277	1.15	306	0.154
220	27.4	249	7.48	278	1.07	307	0.143
221	26.7	250	7.04	279	0.999	308	0.133
222	25.9	251	6.64	280	0.929	309	0.122
223	25.1	252	6.25	281	0.860	310	0.112
224	24.3	253	5.87	282	0.800	311	0.106
225	23.5	254	5.52	283	0.748	312	0.096
226	22.7	255	5.18	284	0.699		
227	21.9	256	4.86	285	0.653		
228	21.1	257	4.56	286	0.608		

Note:

Meller and Moortgat¹

- (1) Meller, R.; Moortgat, G. K. Photolysis of CF₃O₂CF₃ in the presence of O₃ in oxygen: kinetic study of the reactions of CF₃O and CF₃O₂ radicals with O₃. *J. Photochem. Photobio. A: Chem.* **1995**, *86*, 15-25.

E24. CF₃CHO (trifluoroacetaldehyde)[Back to Index](#)

(Recommendation: 06-2, Note: 10-6, Evaluated: 10-6)

Absorption Cross Sections: The UV absorption spectrum of trifluoroacetaldehyde, CF₃CHO, has been measured at room temperature by Lucazeau and Sandorfy⁶ (118–182 and 250–357 nm), Meller et al.⁷ (229–364 nm), Francisco and Williams⁴ (230–400 nm), Sellevåg et al.¹⁰ (200–400 nm), Hashikawa et al.⁵ (200–500 nm), and Chiappero et al.² (230–360 nm). The UV absorption spectrum has an absorption band between 227 and 360 nm with a maximum at 301 nm and weak diffuse structure at wavelengths >250 nm. The absorption cross sections reported by Francisco and Williams,⁴ Meller et al.,⁷ Sellevåg et al.,¹⁰ Hashikawa et al.,⁵ and Chiappero et al.² are in reasonable agreement, generally to within 10% or better, in the wavelength region 245–354 nm. There are larger discrepancies in the long and short wavelength wings of the absorption band. In these regions, the cross sections from Sellevåg et al.¹⁰ are smaller than those from Francisco and Williams⁴ and larger than those from Meller et al.⁷ The data of Lucazeau and Sandorfy,⁶ which are reported in graphical form, are appreciably smaller than those reported in the other studies. The recommended absorption cross sections in Table 4E-11 are taken from Sellevåg et al.¹⁰

The temperature dependence of the absorption spectrum was examined by Chiappero et al.² (230–360 nm) between 249 and 297 K. No discernible variation of the absorption spectrum with temperature was observed. Borkowski and Ausloos¹ (313 and 334 nm) reported absorption cross sections at 329 K that are in agreement with the 298 K recommendation.

Photolysis Quantum Yield and Product Studies: The photolysis quantum yield for CF₃CHO and the product branching ratios are wavelength dependent. Sellevåg et al.¹⁰ determined the effective atmospheric photolysis quantum yield for CF₃CHO using an outdoor photoreactor to be <0.02. Dodd and Watson-Smith³ determined the products following photolysis at 313 nm to be $\Phi_1 = 0.12$ and $\Phi_2 = 0.021$. Pearce and Whytock⁸ reported $\Phi_2 = 0$ for 313 nm photolysis. Richer et al.⁹ studied the products formed following 254 nm photolysis and reported product yields of CHF₃ (14%), CF₂O (80%), CO (65%), CO₂ (45%) and $\Phi_2 = 0.14$. At 366 nm, Richer et al.⁹ observed only a small degree of dissociation after >6 hours of photolysis. Chiappero et al.² reported photolysis quantum yields of $\Phi_1 = 0.41 \pm 0.07$ and $\Phi_2 = 0.38 \pm 0.07$ at 254 nm and $\Phi_1 = 0.17 \pm 0.03$ and $\Phi_2 \sim 0$ at 308 nm. Quantum yields of $\Phi_1 = 0.15 \pm 0.03$ and $\Phi_2 < 0.02$ are recommended at 313 nm.

Table 4E-11. Recommended Absorption Cross Sections of CF₃CHO at 298 K

λ (nm)	$10^{20} \sigma$ (cm ²)	λ (nm)	$10^{20} \sigma$ (cm ²)	λ (nm)	$10^{20} \sigma$ (cm ²)	λ (nm)	$10^{20} \sigma$ (cm ²)
210	0.197	248	0.311	286	2.63	324	2.06
211	0.192	249	0.339	287	2.67	325	1.90
212	0.179	250	0.369	288	2.73	326	1.72
213	0.172	251	0.400	289	2.79	327	1.64
214	0.159	252	0.433	290	2.86	328	1.62
215	0.152	253	0.472	291	2.92	329	1.55
216	0.140	254	0.511	292	2.94	330	1.44
217	0.132	255	0.548	293	3.00	331	1.35
218	0.121	256	0.591	294	3.05	332	1.26
219	0.113	257	0.638	295	3.06	333	1.18
220	0.105	258	0.686	296	3.08	334	1.13
221	0.098	259	0.737	297	3.08	335	1.06
222	0.090	260	0.789	298	3.10	336	1.01
223	0.084	261	0.840	299	3.14	337	0.993
224	0.080	262	0.896	300	3.17	338	0.891
225	0.076	263	0.954	301	3.20	339	0.730
226	0.074	264	1.02	302	3.15	340	0.622
227	0.073	265	1.09	303	3.12	341	0.585
228	0.075	266	1.15	304	3.15	342	0.569
229	0.075	267	1.22	305	3.13	343	0.531
230	0.078	268	1.29	306	3.07	344	0.471
231	0.081	269	1.35	307	3.03	345	0.425
232	0.086	270	1.42	308	2.97	346	0.385
233	0.091	271	1.50	309	2.95	347	0.337
234	0.097	272	1.58	310	2.92	348	0.310
235	0.104	273	1.66	311	2.92	349	0.286
236	0.112	274	1.74	312	2.91	350	0.246
237	0.121	275	1.82	313	2.78	351	0.235
238	0.131	276	1.89	314	2.67	352	0.232
239	0.142	277	1.96	315	2.65	353	0.162
240	0.155	278	2.03	316	2.62	354	0.096
241	0.169	279	2.11	317	2.52	355	0.071
242	0.184	280	2.19	318	2.42	356	0.058
243	0.201	281	2.28	319	2.33	357	0.050
244	0.220	282	2.35	320	2.25	358	0.044
245	0.240	283	2.42	321	2.19	359	0.042
246	0.262	284	2.50	322	2.13	360	0.038
247	0.285	285	2.57	323	2.08		

Note:
Sellevåg et al.¹⁰

- (1) Borkowski, R. P.; Ausloos, P. The vapor phase fluorescence and its relationship to the photolysis of propionaldehyde and the butyraldehydes. *J. Am. Chem. Soc.* **1962**, *84*, 4044-4048.
- (2) Chiappero, M. S.; Malanca, F. E.; Argüello, G. A.; Wooldridge, S. T.; Hurley, M. D.; Ball, J. C.; Wallington, T. J.; Waterland, R. L.; Buck, R. C. Atmospheric chemistry of perfluoroaldehydes ($C_xF_{2x+1}CHO$) and fluorotelomer aldehydes ($C_xF_{2x+1}CH_2CHO$): Quantification of the important role of photolysis. *J. Phys. Chem. A* **2006**, *110*, 11944-11953, doi:10.1021/jp064262k.
- (3) Dodd, R. E.; Watson-Smith, J. The photolysis of trifluoroacetaldehyde. *J. Chem. Soc.* **1957**, 1465-1473.
- (4) Francisco, J. S.; Williams, I. H. Infrared and ultraviolet spectroscopic characterization of trifluoroacetaldehyde. *Mol. Phys.* **1992**, *76*, 1433-1441.
- (5) Hashikawa, Y.; Kawasaki, M.; Waterland, R. L.; Hurley, M. D.; Ball, J. C.; Wallington, T. J.; Andersen, M. P. S.; Nielsen, O. J. Gas phase UV and IR absorption spectra of $C_xF_{2x+1}CHO$ ($x = 1-4$). *J. Fluor. Chem.* **2004**, *125*, 1925-1932, doi:10.1016/j.jfluchem.2004.07.006.
- (6) Lucazeau, G.; Sandorfy, C. On the far-ultraviolet spectra of some simple aldehydes. *J. Mol. Spectrosc.* **1970**, *35*, 214-231.
- (7) Meller, R.; Boglu, D.; Moortgat, G. K. "UV spectra of several halogenated carbonyl compounds and FTIR studies of the degradation of CF_3COCl , HCFC-123 and HFC-143a"; Kinetics and Mechanisms for the Reactions of Halogenated Organic Compounds in the Troposphere. STEP-HALOCSIDE/AFEAS WORKSHOP, 1991, Dublin, Ireland.
- (8) Pearce, C.; Whytock, D. A. Photolysis of trifluoroacetaldehyde at 313 nm *J. Chem. Soc. D: Chem. Commun.* **1971**, 1464-1466, doi:10.1039/c29710001464.
- (9) Richer, H. R.; Sodeau, J. R.; Barnes, I. *STEP-HALOCSIDE/AFEAS Workshop, Dublin, 23-25 March 1993*, 180-188.
- (10) Sellevåg, S. R.; Kelly, T.; Sidebottom, H.; Nielsen, C. J. A study of the IR and UV-Vis absorption cross sections, photolysis and OH-initiated oxidation of CF_3CHO and CF_3CH_2CHO . *Phys. Chem. Chem. Phys.* **2004**, *6*, 1243-1252, doi:10.1039/b315941h.

E25. $CF_3C(O)F$ (trifluoroacetyl fluoride)

[Back to Index](#)



(Recommendation: 06-2, Note: 15-10, Evaluated: 10-6)

Absorption Cross Sections: The UV absorption spectrum of trifluoroacetyl fluoride, $CF_3C(O)F$, has been measured at room temperature by Meller et al.³ (200–281 nm), Rattigan et al.⁴ (200–295 nm), and Malanca et al.² (200–340 nm). The cross sections from Meller et al.³ and Malanca et al.² are in good agreement in the spectral region 200–260 nm. The position of the absorption maximum near 213 nm reported by Rattigan et al.⁴ is shifted by ~3 nm to longer wavelengths as compared to that reported by Meller et al.³ and Malanca et al.² The cross sections from these studies differ by 20 to 30% at wavelengths >260 nm.

The temperature dependence of the absorption spectrum has been reported by Rattigan et al.⁴ (233–293 K) and Malanca et al.² (238–300 K). For wavelengths >210 nm, the absorption cross section decreases with decreasing temperature. The recommended absorption cross sections in Table 4E-12 are taken from Malanca et al.² in the region 200–260 nm at 300 and 238 K. In the region 265–280 nm, the data of Meller³ are recommended at 297 K and those of Rattigan et al.⁴ at 238 K. An uncertainty factor of 1.2 (2σ) is recommended for the 297 and 300 K cross section data given in Table 4E-12.

Photolysis Quantum Yield and Product Studies: Bierbrauer et al.¹ measured the quantum yield of disappearance of $CF_3C(O)F$ at 240 and 254 nm to be $\Phi_1 + \Phi_2 = 1.02 \pm 0.05$. It is assumed that this applies over the wavelength region 200–300 nm.

Table 4E-12. Recommended Absorption Cross Sections of CF₃C(O)F at 297/300 K and 238 K

λ (nm)	$10^{20} \sigma$ (cm ²) 297 and 300 K	$10^{20} \sigma$ (cm ²) 238 K
200	10.90	10.93
205	12.89	12.89
210	13.94	13.90
215	13.83	13.74
220	12.60	12.48
225	10.57	10.42
230	8.15	7.99
235	5.75	5.61
240	3.69	3.57
245	2.13	2.04
250	1.09	1.03
255	0.47	0.43
260	0.167	0.156
265	0.055	0.047
270	0.013	0.010
275	0.004	0.003
280	0.001	0.001

Note:

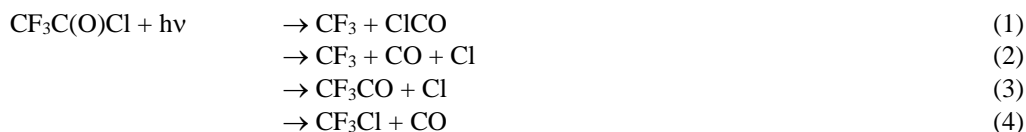
200–260 nm, 300 and 238 K: Malanca et al.²

265–280 nm, 297 K: Meller et al.³; 238 K: Rattigan et al.⁴

- (1) Bierbrauer, K. L.; Chiappero, M. S.; Malanca, F. E.; Arguello, G. A. Photochemistry of perfluoroacetyl fluoride kinetics of the reaction between CF₃ and FCO radicals. *J. Photochem. Photobiol. A: Chem.* **1999**, *122*, 73-78.
- (2) Malanca, F. E.; Chiappero, M. S.; Argüello, G. A.; Wallington, T. J. Trifluoro methyl peroxyxynitrate (CF₃OONO₂): Temperature dependence of the UV absorption spectrum and atmospheric implications. *Atmos. Environ.* **2005**, *39*, 5051-5057, doi:10.1016/j.atmosenv.2005.05.026.
- (3) Meller, R., personal communication to NASA Data Panel.
- (4) Rattigan, O. V.; Wild, O.; Jones, R. L.; Cox, R. A. Temperature-dependent absorption cross-sections of CF₃COCl, CF₃COF, CH₃COF, CCl₃CHO and CF₃COOH. *J. Photochem. Photobiol. A: Chem.* **1993**, *73*, 1-9.

E26. CF₃C(O)Cl (trifluoroacetyl chloride)

[Back to Index](#)



(Recommendation: 06-2, Note: 15-10, Evaluated: 10-6)

Absorption Cross Sections: The UV absorption spectrum of trifluoroacetyl chloride, CF₃C(O)Cl, has been measured at room temperature by Maricq and Szente² (190–342 nm), Rattigan et al.⁴ (220–330 nm), Meller and Moortgat³ (200–329 nm), and Malanca et al.¹ (200–325 nm). The UV absorption spectrum has a band between 215 and 330 nm with a maximum around 255 nm and the shoulder of a stronger band apparent between 200 and 215 nm. The cross section data from the Rattigan et al.,⁴ Meller and Moortgat,³ and Malanca et al.¹ studies are in agreement for wavelengths >240 nm, with the agreement better than 5% between 240 and 315 nm. The Meller and Moortgat³ cross sections are greater than those of Rattigan et al.⁴ and Malanca et al.¹ by ~65% near the absorption minimum at 215 nm. Maricq and Szente² report a very noisy spectrum with an absorption maximum of $(4.6 \pm 0.7) \times 10^{-20}$ cm² molecule⁻¹ at ~255 nm compared to 6.8×10^{-20} cm² molecule⁻¹ by Rattigan et al.⁴ and Malanca et al.¹ and 6.7×10^{-20} cm² molecule⁻¹ by Meller and Moortgat.³

The temperature dependence of the absorption spectrum has been measured by Rattigan et al.⁴ (233, 253 and 296 K), Meller and Moortgat³ (223, 248, 273 and 298 K), and Malanca et al.¹ (253 and 300 K). These studies

show a decrease of the absorption cross sections with decreasing temperature in the wavelength regions below ~215 nm and above 255 nm. For the region between 215 and 255 nm, a very slight decrease in absorption cross section with decreasing temperature was observed in these studies. The recommended absorption cross sections in Table 4E-13 are taken from Malanca et al.¹

Photolysis Quantum Yield and Product Studies: Maricq and Szente² photolysed CF₃C(O)Cl at 193 and 248 nm in O₂/N₂/C₂H₆ mixtures and measured the formation of the products CF₃O₂, HCl, and CO. They report $\Phi_2 + \Phi_3 = 1.01 \pm 0.11$ at 193 nm and $\Phi_2 + \Phi_3 = 0.92 \pm 0.08$ at 248 nm where channel 2 was determined to be the major dissociation pathway at both wavelengths. Meller and Moortgat³ photolysed CF₃C(O)Cl at 254 nm in N₂ and air/C₂H₆ mixtures over the pressure range 100–760 Torr and measured the formation of the stable end-products CF₃Cl, C₂F₆, Cl₂ and CO. They report the quantum yield for the disappearance of CF₃C(O)Cl to be $\Phi_1 + \Phi_2 = 0.95 \pm 0.05$. Weibel et al.⁵ photolysed CF₃C(O)Cl at 254 and 280 nm in N₂ and air/C₂H₆ mixtures in the pressure range 100–600 Torr and measured the formation of the products CF₃Cl, C₂F₆, and CO. A quantum yield for the decomposition of CF₃C(O)Cl = $\Phi[\text{CF}_3\text{Cl} + 2\text{C}_2\text{F}_6] = 0.98 \pm 0.13$, $\Phi_1 + \Phi_2 = 0.95 \pm 0.05$ was obtained. The quantum yields measured by Meller and Moortgat³ and Weibel et al.⁵ were independent of total pressure. There are no quantum yield data in the atmospherically important wavelength range >290 nm.

Table 4E-13. Recommended Absorption Cross Sections of CF₃C(O)Cl at 300 and 253 K

λ (nm)	$10^{20} \sigma$ (cm ²) 300 K	$10^{20} \sigma$ (cm ²) 253 K
200	36.8	34.0
205	13.3	11.4
210	3.46	2.55
215	1.07	0.83
220	1.17	1.08
225	1.96	1.88
230	2.93	2.76
235	4.02	3.96
240	5.09	4.94
245	5.99	5.91
250	6.57	6.42
255	6.79	6.57
260	6.53	6.31
265	5.90	5.69
270	5.10	4.80
275	4.00	3.79
280	3.12	2.80
285	2.16	2.00
290	1.38	1.21
295	0.80	0.72
300	0.42	0.36
305	0.197	0.164
310	0.079	0.066
315	0.027	0.016
320	0.008	0.006
325	0.002	0.001

Note:

Malanca et al.¹

- (1) Malanca, F. E.; Chiappero, M. S.; Argüello, G. A.; Wallington, T. J. Trifluoro methyl peroxy nitrate (CF₃OONO₂): Temperature dependence of the UV absorption spectrum and atmospheric implications. *Atmos. Environ.* **2005**, *39*, 5051-5057, doi:10.1016/j.atmosenv.2005.05.026.
- (2) Maricq, M. M.; Szente, J. J. The 193 and 248 nm photodissociation of CF₃C(O)Cl. *J. Phys. Chem.* **1995**, *99*, 4554-4557, doi:10.1021/j100013a028.
- (3) Meller, R.; Moortgat, G. K. CF₃C(O)Cl: Temperature-dependent (223-298 K) absorption cross-sections and quantum yields at 254 nm. *J. Photochem. Photobiol. A: Chem.* **1997**, *108*, 105-116.

- (4) Rattigan, O. V.; Wild, O.; Jones, R. L.; Cox, R. A. Temperature-dependent absorption cross-sections of CF_3COCl , CF_3COF , CH_3COF , CCl_3CHO and CF_3COOH . *J. Photochem. Photobiol. A: Chem.* **1993**, *73*, 1-9.
- (5) Weibel, D. E.; Argüello, G. A.; de Staricco, E. R.; Staricco, E. H. Quantum yield in the gas phase photolysis of perfluoroacetyl chloride: a comparison with related compounds. *J. Photochem. Photobiol. A: Chem.* **1995**, *86*, 27-31.

E27. CF_3OONO_2 (trifluoromethyl peroxyxynitrate)

[Back to Index](#)



(Recommendation: 15-10, Note: 15-10, Evaluated: 15-10)

Absorption Cross Sections: The UV absorption cross sections of trifluoromethyl peroxyxynitrate, CF_3OONO_2 , have been measured at room temperature by Kopitzky et al.¹ (185–340 nm) and over the temperature range 233–300 K by Malanca et al.² (200–340 nm). The UV absorption spectrum over this wavelength range consists of at least two overlapping continuous absorption bands with maxima below 185 nm and near 260 nm. The spectrum exhibits continuously decreasing absorption cross sections over the 185–340 nm wavelength range. The absorption spectra measured at room temperature in these studies are in agreement for wavelengths ≤ 290 nm, to within 10% or better. At longer wavelengths, significant discrepancies in the reported spectra are evident, which is most likely due to differences in measurement precision and the accuracy of corrections applied to account for the NO_2 impurity absorption. The recommended room temperature cross sections given in Table 4E-14 are taken from Kopitzky et al.

Table 4E-14. Recommended Absorption Cross Sections of CF_3OONO_2 at 301 K

λ (nm)	$10^{20} \sigma$ (cm^2)	λ (nm)	$10^{20} \sigma$ (cm^2)
185	430	265	8.2
190	370	270	5.8
195	290	275	4.0
200	220	280	2.6
205	150	285	1.7
210	96	290	1.0
215	74	295	0.69
220	54	300	0.45
225	46	305	0.28
230	38	310	0.20
235	32	315	0.13
240	27	320	0.08
245	22	325	0.050
250	18	330	0.037
255	14.3	335	0.024
260	11.1	340	0.014

Note:
Kopitzky et al.¹

Malanca et al.² reported absorption spectra at 300, 294, 273, 253, and 233 K. The measured spectra were corrected for an unspecified contribution from NO_2 and N_2O_4 impurity absorption, which is particularly important at wavelengths > 260 nm. A decrease in absorption cross section over the wavelength range 260 to 340 nm with decreasing temperature was reported. The temperature dependence was parameterized using the empirical expression

$$\log_{10}(\sigma) = B \times T + \log_{10} \sigma_0$$

where σ and σ_0 are the cross sections in $\text{cm}^2 \text{ molecule}^{-1}$ at temperatures T and 0 K, respectively. Malanca et al. reported $\sigma(0 \text{ K})$ and B parameters at selected wavelengths as given in Table 4E-15.

Table 4E-15. Recommended CF₃OONO₂ Absorption Spectrum Temperature Dependence

λ (nm)	$10^3 B$ (K ⁻¹)	$10^{20} \sigma_0(0 K)$ (cm ² molecule ⁻¹)
290	6.8	1.2×10^{-2}
295	8.3	2.9×10^{-3}
300	10.5	4.4×10^{-4}
305	12	8.4×10^{-5}
310	14	1.9×10^{-5}
315	16.4	2.9×10^{-6}
320	18	6.0×10^{-7}
325	22	3.7×10^{-8}
330	26	1.3×10^{-9}

Note:

Malanca et al.²

Photolysis Quantum Yield and Product Studies: No recommendation.

- (1) Kopitzky, R.; Willner, H.; Mack, H.-G.; Pfeiffer, A.; Oberhammer, H. IR and UV absorption cross sections, vibrational analysis, and the molecular structure of trifluoromethyl peroxyxynitrate, CF₃OONO₂. *Inorg. Chem.* **1998**, *37*, 6208-6213.
- (2) Malanca, F. E.; Chiappero, M. S.; Argüello, G. A.; Wallington, T. J. Trifluoro methyl peroxyxynitrate (CF₃OONO₂): Temperature dependence of the UV absorption spectrum and atmospheric implications. *Atmos. Environ.* **2005**, *39*, 5051-5057, doi:10.1016/j.atmosenv.2005.05.026.

E28. CF₃C(O)O₂NO₂ (trifluoroperoxyacetyl nitrate)

[Back to Index](#)



(Recommendation: 06-2, Note: 15-10, Evaluated: 10-6)

Absorption Cross Sections: The UV absorption spectrum of trifluoroperoxyacetyl nitrate (FPAN), CF₃C(O)O₂NO₂, has been measured at room temperature by Libuda and Zabel² (227–305 nm) and Kopitzky et al.¹ (190–295 nm). These studies are in agreement for wavelengths >260 nm, but have systematic differences at shorter wavelengths with the Kopitzky et al. cross sections being lower. Over this wavelength range, the CF₃C(O)O₂NO₂ spectrum is red shifted by ~5 nm from the CH₃C(O)O₂NO₂ spectrum. The recommended absorption cross sections in Table 4E-16 are averages over 5 nm intervals of the 0.6 nm resolution spectrum reported by Libuda and Zabel.² As reported by Libuda and Zabel,² the estimated cross section uncertainties are ~10% for wavelengths <290 nm and 15 to 45% in the region 295–305 nm.

Photolysis Quantum Yield and Product Studies: No recommendation, although excitation in the UV is expected to break the weak O-ONO₂ bond.

Table 4E-16. Recommended Absorption Cross Sections of CF₃(O)O₂NO₂ at 298 K

λ (nm)	$10^{20} \sigma$ (cm ²)
230	70.0
240	44.9
245	32.5
250	23.9
255	17.0
260	11.8
270	5.46
275	3.56
280	2.21
285	1.40
290	0.87
300	0.33
305	0.20

Note:

Libuda and Zabel²

- (1) Kopitzky, R.; Beuleke, M.; Balzer, G.; Willner, H. Properties of trifluoroacetyl peroxyxynitrate, CF₃C(O)OONO₂. *Inorg. Chem.* **1997**, *36*, 1994-1997.
- (2) Libuda, H. G.; Zabel, F. UV absorption cross sections of acetyl peroxyxynitrate and trifluoroacetyl peroxyxynitrate at 298 K. *Ber. Bunsenges. Phys. Chem.* **1995**, *99*, 1205-1213.

E29. CF₃CH₂CHO (3,3,3-trifluoropropionaldehyde)[Back to Index](#)

(Recommendation: 06-2, Note: 15-10, Evaluated: 10-6)

Absorption Cross Sections: The UV absorption spectrum of 3,3,3-trifluoropropionaldehyde, CF₃CH₂CHO, has been measured at room temperature by Sellevåg et al.³ (200–400 nm), Chiappero et al.² (230–355 nm), and Antiñolo et al. (230–350 nm).¹ The continuous absorption spectrum has weak diffuse band structure between 270 and 343 nm. The reported spectra are in reasonable agreement, with the cross sections from Sellevåg et al. ~6% greater than the values reported by Chiappero et al. and Antiñolo et al. near the peak of the spectrum. The spectrum reported by Antiñolo et al. is blue shifted by ~1 nm relative to the other two studies. The data reported for the wavelength region above 340 nm are in poor agreement. The recommended 298 K absorption cross sections given in Table 4E-17 were taken from Sellevåg et al.³

Chiappero et al.² measured the temperature dependence of the absorption spectrum over the range 249–297 K and reported no discernible variation of cross section with temperature. Antiñolo et al. measured the spectrum over the temperature range 269–323 K and reported a decrease in absorption cross sections with decreasing temperature between 260 and 330 nm. No recommendation is given for the spectrum temperature dependence.

Photolysis Quantum Yield and Product Studies: Sellevåg et al.³ reported the effective atmospheric photolysis quantum yield for CF₃CH₂CHO using an outdoor photoreactor to be <0.02. The quantum yields for channels 1 and 2 were determined by Chiappero et al.² to be $\Phi_1 = 0.38 \pm 0.09$ and $\Phi_2 = 0.36 \pm 0.07$ for 254 nm photolysis and $\Phi_1 = 0.04 \pm 0.01$ and $\Phi_2 \sim 0$ at 308 nm in 700 Torr of N₂ bath gas.

Table 4E-17. Recommended Absorption Cross Sections of CF₃CH₂CHO at 298 K

λ (nm)	$10^{20} \sigma$ (cm ²)	λ (nm)	$10^{20} \sigma$ (cm ²)	λ (nm)	$10^{20} \sigma$ (cm ²)	λ (nm)	$10^{20} \sigma$ (cm ²)
200	0.939	236	0.309	272	2.43	308	3.04
201	0.825	237	0.324	273	2.58	309	3.07
202	0.732	238	0.344	274	2.72	310	3.13
203	0.668	239	0.362	275	2.83	311	3.15
204	0.611	240	0.377	276	2.89	312	3.04
205	0.542	241	0.395	277	2.92	313	2.83
206	0.483	242	0.422	278	2.94	314	2.56
207	0.432	243	0.443	279	2.98	315	2.30
208	0.397	244	0.474	280	3.07	316	2.11
209	0.367	245	0.513	281	3.22	317	1.97
210	0.334	246	0.552	282	3.37	318	1.93
211	0.311	247	0.593	283	3.49	319	1.93
212	0.309	248	0.629	284	3.55	320	1.92
213	0.298	249	0.671	285	3.54	321	1.95
214	0.285	250	0.728	286	3.53	322	1.97
215	0.273	251	0.788	287	3.51	323	1.93
216	0.267	252	0.842	288	3.51	324	1.79
217	0.266	253	0.904	289	3.59	325	1.59
218	0.263	254	0.963	290	3.69	326	1.32
219	0.263	255	1.01	291	3.80	327	1.09
220	0.270	256	1.08	292	3.85	328	0.938
221	0.266	257	1.15	293	3.81	329	0.818
222	0.265	258	1.25	294	3.76	330	0.757
223	0.266	259	1.34	295	3.72	331	0.740
224	0.256	260	1.40	296	3.65	332	0.742
225	0.270	261	1.48	297	3.62	333	0.718
226	0.268	262	1.53	298	3.61	334	0.717
227	0.270	263	1.61	299	3.67	335	0.706
228	0.269	264	1.71	300	3.75	336	0.673
229	0.273	265	1.84	301	3.76	337	0.607
230	0.272	266	1.96	302	3.67	338	0.506
231	0.281	267	2.06	303	3.53	339	0.390
232	0.288	268	2.13	304	3.37	340	0.277
233	0.298	269	2.17	305	3.21	341	0.206
234	0.300	270	2.22	306	3.11	342	0.138
235	0.307	271	2.30	307	3.06	343	0.103

Note:

Sellevåg et al.³

- (1) Antiñolo, M.; Jiménez, E.; Albaladejo, J. UV absorption cross sections between 230 and 350 nm and pressure dependence of the photolysis quantum yield at 308 nm of CF₃CH₂CHO. *Phys. Chem. Chem. Phys.* **2011**, *13*, 15936-15946, doi:10.1039/c1cp21368g.
- (2) Chiappero, M. S.; Malanca, F. E.; Argüello, G. A.; Wooldridge, S. T.; Hurley, M. D.; Ball, J. C.; Wallington, T. J.; Waterland, R. L.; Buck, R. C. Atmospheric chemistry of perfluoroaldehydes (C_xF_{2x+1}CHO) and fluorotelomer aldehydes (C_xF_{2x+1}CH₂CHO): Quantification of the important role of photolysis. *J. Phys. Chem. A* **2006**, *110*, 11944-11953, doi:10.1021/jp064262k.
- (3) Sellevåg, S. R.; Kelly, T.; Sidebottom, H.; Nielsen, C. J. A study of the IR and UV-Vis absorption cross sections, photolysis and OH-initiated oxidation of CF₃CHO and CF₃CH₂CHO. *Phys. Chem. Chem. Phys.* **2004**, *6*, 1243-1252, doi:10.1039/b315941h.

E30. CF₃C(O)OH (trifluoroacetic acid)[Back to Index](#)

(Recommendation: 06-2, Note: 15-10, Evaluated: 10-6)

Absorption Cross Sections: The UV absorption spectrum of trifluoroacetic acid, CF₃C(O)OH, was measured at room temperature over the wavelength range 200–280 nm by Rattigan et al.,¹ the only study available, using diode array spectroscopy. The spectrum exhibits an absorption band with a broad maximum near 220 nm. The absorption spectrum of CF₃C(O)OH is red shifted from the CH₃C(O)OH spectrum and has lower absorption cross sections. The recommended absorption cross sections in Table 4E-18 are from Rattigan et al.¹

Photolysis Quantum Yield and Product Studies: No recommendation.

Table 4E-18. Recommended Absorption Cross Sections of CF₃C(O)OH at 296 K

λ (nm)	$10^{20} \sigma$ (cm ²)
200	5.20
205	6.48
210	7.23
215	7.59
220	7.76
225	7.21
230	6.03
235	4.46
240	2.89
245	1.69
250	0.870
255	0.390
260	0.155
265	0.050
270	0.013
275	0.006

Note:

Rattigan et al.¹

- (1) Rattigan, O. V.; Wild, O.; Jones, R. L.; Cox, R. A. Temperature-dependent absorption cross-sections of CF₃COCl, CF₃COF, CH₃COF, CCl₃CHO and CF₃COOH. *J. Photochem. Photobiol. A: Chem.* **1993**, *73*, 1-9.

E31. CH₃C(O)F (acetyl fluoride)[Back to Index](#)

(Recommendation: 06-2, Note: 15-10, Evaluated: 10-6)

Absorption Cross Sections: The UV absorption spectrum of acetyl fluoride, CH₃C(O)F, has been measured at room temperature over the wavelength range 200–310 nm by Rattigan et al.,¹ the only study available, using diode array spectroscopy. The spectrum shows two absorption bands with a maximum cross section near 206 nm and a shoulder near 260 nm. The recommended absorption cross sections in Table 4E-19 are from Rattigan et al.¹

Photolysis Quantum Yield and Product Studies: No recommendation.

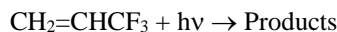
Table 4E-19. Recommended Absorption Cross Sections of CH₃C(O)F at 296 K

λ (nm)	$10^{20} \sigma$ (cm ²)
200	11.3
205	12.2
210	12.0
215	10.5
220	8.35
225	5.97
230	3.83
235	2.19
240	1.14
245	0.566
250	0.311
255	0.206
260	0.158
265	0.120
270	0.090
275	0.056
280	0.029
285	0.016
290	0.008
295	0.004
300	0.002
305	0.001

Note:

Rattigan et al.¹

- (1) Rattigan, O. V.; Wild, O.; Jones, R. L.; Cox, R. A. Temperature-dependent absorption cross-sections of CF₃COCl, CF₃COF, CH₃COF, CCl₃CHO and CF₃COOH. *J. Photochem. Photobiol. A: Chem.* **1993**, *73*, 1-9.

E32. CH₂=CHCF₃ (3,3,3-trifluoro-1-propene)[Back to Index](#)

(1)

(Recommendation: 06-2, Note: 10-6, Evaluated: 10-6)

Absorption Cross Sections: The VUV/UV absorption spectrum of 3,3,3-trifluoro-1-propene, CH₂=CHCF₃, has been measured at room temperature over the wavelength range 164–205 nm by Orkin et al.,¹ the only study available. The recommended absorption cross sections in Table 4E-20 are from Orkin et al.¹

Photolysis Quantum Yield and Product Studies: No recommendation.

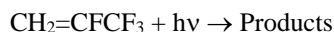
Table 4E-20. Recommended Absorption Cross Sections of CH₂=CHCF₃ at 295 K

λ (nm)	$10^{20} \sigma$ (cm ²)	λ (nm)	$10^{20} \sigma$ (cm ²)	λ (nm)	$10^{20} \sigma$ (cm ²)
164	3569	178	168	192	0.681
165	3377	179	114	193	0.453
166	3146	180	77.7	194	0.298
167	2874	181	53.9	195	0.204
168	2538	182	36.5	196	0.131
169	2184	183	25.0	197	0.0872
170	1814	184	16.8	198	0.0581
171	1481	185	11.3	199	0.0404
172	1165	186	7.74	200	0.0278
173	899	187	5.22	201	0.0185
174	660	188	3.49	202	0.0129
175	475	189	2.32	203	0.00945
176	340	190	1.52	204	0.00669
177	240	191	1.02	205	0.00456

Note:

Orkin et al.¹

- (1) Orkin, V. L.; Huie, R. E.; Kurylo, M. J. Rate constants for the reactions of OH with HFC-245cb (CH₃CF₂CF₃) and some fluoroalkenes (CH₂CHCF₃, CH₂CFCF₃, CF₂CFCF₃, and CF₂CF₂). *J. Phys. Chem. A* **1997**, *101*, 9118-9124.

E33. CH₂=CFCF₃ (2,3,3,3-tetrafluoropropene)[Back to Index](#)

(1)

(Recommendation: 06-2, Note: 15-10, Evaluated: 10-6)

Absorption Cross Sections: The VUV/UV absorption spectrum of 2,3,3,3-tetrafluoropropene, CH₂=CFCF₃, has been measured at room temperature over the wavelength range 164–186 nm by Orkin et al.¹ and at 184.95 nm by Papadimitriou et al.,² $(3.25 \pm 0.10) \times 10^{-19}$ cm² molecule⁻¹. The recommended absorption cross sections in Table 4E-21 are taken from Orkin et al.¹

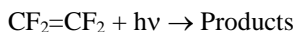
Photolysis Quantum Yield and Product Studies: No recommendation.

Table 4E-21. Recommended Absorption Cross Sections of CH₂=CFCF₃ at 295 K

λ (nm)	$10^{20} \sigma$ (cm ²)
164	3773
165	3732
166	3730
167	3695
168	3594
169	3418
170	3176
171	2877
172	2535
173	2178
174	1802
175	1445
176	1130
177	840
178	600
179	408
180	273
181	185
182	124
183	82.4
184	55.5
185	38.1
186	26.2

Note:
Orkin et al.¹

- (1) Orkin, V. L.; Huie, R. E.; Kurylo, M. J. Rate constants for the reactions of OH with HFC-245cb (CH₃CF₂CF₃) and some fluoroalkenes (CH₂CHCF₃, CH₂CFCF₃, CF₂CFCF₃, and CF₂CF₂). *J. Phys. Chem. A* **1997**, *101*, 9118-9124.
- (2) Papadimitriou, V. C.; Talukdar, R. K.; Portmann, R. W.; Ravishankara, A. R.; Burkholder, J. B. CF₃CF=CH₂ and (*Z*)-CF₃CF=CHF: temperature dependent OH rate coefficients and global warming potentials. *Phys. Chem. Chem. Phys.* **2008**, *10*, 808-820, doi:10.1039/b714382f.

E34. CF₂=CF₂ (tetrafluoroethylene)[Back to Index](#)

(1)

(Recommendation: 06-2, Note: 10-6, Evaluated: 10-6)

Absorption Cross Sections: The VUV/UV absorption spectrum of tetrafluoroethylene, CF₂=CF₂, has been measured at room temperature by Sharpe et al.³ (185–209 nm), Orkin et al.² (164–220 nm), and Eden et al.¹ (113–330 nm). The spectrum shows a structured absorption band with five maxima between 170 and 200 nm (maximum near 188 nm). The spectra from Orkin et al.² and Eden et al.¹ agree to within 10% in the range 164–182 nm, 20% in the range 182–200 nm, and 10% in the range 203–205 nm. Above 195 nm, the absorption cross sections decrease monotonically toward longer wavelengths. The spectrum reported by Eden et al.¹ deviates from that of Orkin et al.² at wavelengths >200 nm, but the Eden et al. spectrum is very noisy in this region. The absorption spectrum reported by Sharpe et al.³ is systematically shifted by 1 to 2 nm to shorter wavelengths relative to the Orkin et al.² spectrum. The recommended absorption cross sections given in Table 4E-22 are the mean of the data from Orkin et al.² and Eden et al.¹ for the region 164–205 nm and the data from Orkin et al.² in the region 206–220 nm.

Photolysis Quantum Yield and Product Studies: No recommendation.

Table 4E-22. Recommended Absorption Cross Sections of CF₂=CF₂ at 296 K

λ (nm)	$10^{20} \sigma$ (cm ²)	λ (nm)	$10^{20} \sigma$ (cm ²)	λ (nm)	$10^{20} \sigma$ (cm ²)	λ (nm)	$10^{20} \sigma$ (cm ²)
164	335	179	341	194	423	209	0.429
165	324	180	362	195	387	210	0.257
166	300	181	432	196	263	211	0.162
167	272	182	521	197	169	212	0.0998
168	243	183	559	198	108	213	0.0633
169	227	184	485	199	64.0	214	0.0392
170	238	185	442	200	39.9	215	0.0249
171	268	186	491	201	23.8	216	0.0160
172	286	187	596	202	14.5	217	0.0105
173	281	188	682	203	8.74	218	0.00668
174	289	189	671	204	5.73	219	0.00443
175	327	190	507	205	3.23	220	0.00288
176	372	191	417	206	1.99		
177	390	192	399	207	1.17		
178	376	193	410	208	0.713		

Note:

164–205 nm: mean of the data from Orkin et al.² and Eden et al.¹ (Note: the structure in the spectrum in this wavelength region is not accurately reproduced with the 1 nm resolution given in the table, see the original references.)

206–220 nm: data from Orkin et al.²

- (1) Eden, S.; Limão-Vieira, P.; Kendall, P. A.; Mason, N. J.; Delwiche, J.; Hubin-Franskin, M.-J.; Tanaka, T.; Kitajima, M.; Tanaka, H.; Cho, H.; Hoffmann, S. V. Electronic excitation of tetrafluoroethylene, C₂F₄. *Chem. Phys.* **2004**, *297*, 257-269, doi:10.1016/j.chemphys.2003.10.031.
- (2) Orkin, V. L.; Huie, R. E.; Kurylo, M. J. Rate constants for the reactions of OH with HFC-245cb (CH₃CF₂CF₃) and some fluoroalkenes (CH₂CHCF₃, CH₂CFCF₃, CF₂CFCF₃, and CF₂CF₂). *J. Phys. Chem. A* **1997**, *101*, 9118-9124.
- (3) Sharpe, S.; Hartnett, B.; Sethi, H. S.; Sethi, D. S. Absorption cross-sections of CF₂ in the A ¹B₁—X ¹A₁ transition at 0.5 nm intervals and absolute rate constant for 2CF₂ → C₂F₄ at 298 ± 3 K. *J. Photochem.* **1987**, *38*, 1-13.

E35. CF₂=CFCF₃ (hexafluoropropene)

[Back to Index](#)

CF₂=CFCF₃ + hν → Products

(1)

(Recommendation: 06-2, Note: 10-6, Evaluated: 10-6)

Absorption Cross Sections: The VUV/UV absorption spectrum of hexafluoropropene, CF₂=CFCF₃, was measured at room temperature by Sharpe et al.³ (185–209 nm), Orkin et al.² (164–222 nm), and Eden et al.¹ (115–330 nm). The spectrum has overlapping absorption bands between 140 and 220 nm with maxima at 155 and 158.5 nm ($\sigma \approx 3 \times 10^{-17}$ cm² molecule⁻¹), 166, and 180 nm. In the wavelength region 164–200 nm, the cross sections from Orkin et al.² and Eden et al.¹ agree to within 15%. In the region 185–200 nm, the cross sections from Orkin et al.,² Eden et al.,¹ and Sharpe et al.³ agree to within 25%. Above 195 nm, the absorption cross sections decrease toward longer wavelengths. The spectrum reported by Eden et al.¹ deviates from that of Orkin et al.² at wavelengths >200 nm, but the Eden et al. spectrum is very noisy in this region. The recommended absorption cross sections given in Table 4E-23 are the mean of the data from Orkin et al.² and Eden et al.¹ for the region 164–199 nm and the data from Orkin et al.² in the region 200–222 nm.

Photolysis Quantum Yield and Product Studies: No recommendation.

Table 4E-23. Recommended Absorption Cross Sections of CF₂=CFCF₃ at 296 K

λ (nm)	$10^{20} \sigma$ (cm ²)	λ (nm)	$10^{20} \sigma$ (cm ²)	λ (nm)	$10^{20} \sigma$ (cm ²)	λ (nm)	$10^{20} \sigma$ (cm ²)
164	2290	179	929	194	97.8	209	0.585
165	2210	180	912	195	73.3	210	0.396
166	2130	181	880	196	54.7	211	0.269
167	2040	182	835	197	40.4	212	0.184
168	1920	183	779	198	29.7	213	0.125
169	1760	184	708	199	22.3	214	0.0838
170	1570	185	629	200	16.2	215	0.0564
171	1380	186	550	201	11.6	216	0.0381
172	1210	187	472	202	8.17	217	0.0261
173	1080	188	391	203	5.70	218	0.0177
174	995	189	321	204	3.95	219	0.0119
175	946	190	259	205	2.70	220	0.00795
176	930	191	207	206	1.85	221	0.00533
177	928	192	163	207	1.28	222	0.00354
178	931	193	127	208	0.866		

Note:

164–199 nm: mean of the data of Orkin et al.² and Eden et al.¹

200–222 nm: data of Orkin et al.²

- (1) Eden, S.; Limão-Vieira, P.; Hoffmann, S. V.; Mason, N. J. VUV photoabsorption by hexafluoropropene. *Chem. Phys. Lett.* **2003**, *379*, 170-176, doi:10.1016/j.cplett.2003.08.029.
- (2) Orkin, V. L.; Huie, R. E.; Kurylo, M. J. Rate constants for the reactions of OH with HFC-245cb (CH₃CF₂CF₃) and some fluoroalkenes (CH₂CHCF₃, CH₂CFCF₃, CF₂CFCF₃, and CF₂CF₂). *J. Phys. Chem. A* **1997**, *101*, 9118-9124.
- (3) Sharpe, S.; Hartnett, B.; Sethi, H. S.; Sethi, D. S. Absorption cross-sections of CF₂ in the A ¹B₁—X ¹A₁ transition at 0.5 nm intervals and absolute rate constant for 2CF₂ → C₂F₄ at 298 ± 3 K. *J. Photochem.* **1987**, *38*, 1-13.

E36. NF₃ (nitrogen trifluoride)

[Back to Index](#)

NF₃ + hv → Products

(1)

(New Entry)

Absorption Cross Sections: The UV absorption spectrum of nitrogen trifluoride, NF₃, has been measured at room temperature by Makeev et al.⁴ (210–240 nm), Molina et al.⁵ (180–250 nm), and Dillon et al.¹ (184–226 nm), and as a function of temperature by Papadimitriou et al.⁶ (184.95–250 nm, 212–296 K). The room temperature spectra reported by Molina et al., Dillon et al., and Papadimitriou et al. are in good agreement over the common wavelength regions. The data from Makeev et al. are significantly greater than the other studies and are not considered in the recommendation. The room temperature spectrum from the Papadimitriou et al. study is given in Table 4E-24.

Table 4E-24. Recommended Absorption Cross Sections of NF₃ at 296 K

λ (nm)	$10^{20} \sigma$ (cm ²)
184.95	3.44
190	1.16
195	0.393
200	0.132
205	0.0454
210	0.0168
215	0.00698
220	0.00335
225	0.00154
230	0.000801
235	0.000485
240	0.000287
250	0.000111

Note:

184.95–250 nm: Papadimitriou et al.⁶

Papadimitriou et al. measured the spectrum temperature dependence over the range 212–296 K. They observed a systematic decrease in absorption cross section with decreasing temperature at all wavelengths included in their study. The absorption spectrum was parameterized using the empirical formula

$$\log_{10}(\sigma(\lambda, T)) = \sum_i A_i \lambda^i + (296 - T) \sum_i B_i \lambda^i$$

and the parameters are given in Table 4E-25. The parameterization is recommended here. The parameterization reproduces the Molina et al. and Dillon et al. datasets to better than ~10% at all wavelengths. An uncertainty factor of 1.1 (2σ) for the room temperature absorption spectrum is assigned, which encompasses the range of the available experimental data.

Table 4E-25. Recommended NF₃ UV Absorption Spectrum, $\sigma(\lambda, T)$, Parameterization

I	A_i	B_i
0	-218.67	0.9261
1	4.03743	-0.0130187
2	-0.0295605	6.096×10^{-5}
3	9.596×10^{-5}	-9.75×10^{-8}
4	-1.3171×10^{-7}	9.76×10^{-12}
5	4.929×10^{-11}	–

Note:

Papadimitriou et al.⁶

NF₃ VUV absorption cross sections have been measured in the 126.6–178.6 nm wavelength region by La Paglia and Duncan³ and at 147 nm by Inel.² The absorption cross section value reported by Inel is approximately a factor of 2 greater than that reported by La Paglia and Duncan. A recommended Lyman- α cross section of 4.8×10^{-18} cm² molecule⁻¹ was obtained from an extrapolation of the La Paglia and Duncan data. An uncertainty factor of 1.5 (2σ) is recommended, based primarily on the fact that there are no direct measurements at Lyman- α .

Photolysis Quantum Yield and Product Studies: Dillon et al.¹ measured the F atom quantum yield in the 193 nm photolysis of NF₃ to be 1.03 ± 0.05 . A unit photolysis quantum yield for the loss of NF₃ is recommended over the wavelength range most critical for its atmospheric photolysis, i.e., 190–230 nm.

- (1) Dillon, T. J.; Horowitz, A.; Crowley, J. N. Cross-sections and quantum yields for the atmospheric photolysis of the potent greenhouse gas nitrogen trifluoride. *Atmos. Environ.* **2010**, *44*, 1186-1191, doi:10.1016/j.atmosenv.2009.12.026.
- (2) Inel, Y. Absorption coefficient determination of nitrogen trifluoride at 147 nm. *J. Photochem. Photobiol. A: Chem.* **1993**, *70*, 1-3.

- (3) La Paglia, S. R.; Duncan, A. B. F. Vacuum ultraviolet absorption spectrum and dipole moment of nitrogen trifluoride. *J. Chem. Phys.* **1961**, *34*, 1003-1007.
- (4) Makeev, G. N.; Sinyanskii, V. F.; Smirnov, B. M. Absorption spectra of certain fluorides in the near ultraviolet region. *Doklady Phys. Chem.* **1975**, *222*, 452-455.
- (5) Molina, L. T.; Wooldridge, P. J.; Molina, M. J. Atmospheric reactions and ultraviolet and infrared absorptivities of nitrogen trifluoride. *Geophys. Res. Lett.* **1995**, *22*, 1873-1876.
- (6) Papadimitriou, V. C.; McGillen, M. R.; Fleming, E. L.; Jackman, C. H.; Burkholder, J. B. NF_3 : UV absorption spectrum temperature dependence and the atmospheric climate forcing implications. *Geophys. Res. Lett.* **2013**, *40*, 440-445, doi:10.1002/grl.50120.

4.8 Bibliography – FO_x Photochemistry

- Antiñolo, M.; Jiménez, E.; Albaladejo, J. UV absorption cross sections between 230 and 350 nm and pressure dependence of the photolysis quantum yield at 308 nm of CF₃CH₂CHO. *Phys. Chem. Chem. Phys.* **2011**, *13*, 15936-15946, doi:10.1039/c1cp21368g.
- Au, J. W.; Burton, G. R.; Brion, C. E. Quantitative spectroscopic studies of the valence-shell electronic excitations of Freons (CFCl₃, CF₂Cl₂, CF₃Cl, and CF₄) in the VUV and soft X-ray regions. *Chem. Phys.* **1997**, *221*, 151-168.
- Bierbrauer, K. L.; Chiappero, M. S.; Malanca, F. E.; Arguello, G. A. Photochemistry of perfluoroacetyl fluoride kinetics of the reaction between CF₃ and FCO radicals. *J. Photochem. Photobiol. A: Chem.* **1999**, *122*, 73-78.
- Borkowski, R. P.; Ausloos, P. The vapor phase fluorescence and its relationship to the photolysis of propionaldehyde and the butyraldehydes. *J. Am. Chem. Soc.* **1962**, *84*, 4044-4048.
- Brodersen, P. H.; Frisch, P.; Schumacher, H.-J. Das absorptionspektrum des F₂O₂. *Z. Phys. Chem. B* **1937**, *37*, 25-29.
- Burley, J. D.; Miller, C. E.; Johnston, H. S. Spectroscopy and photoabsorption cross-sections of FNO. *J. Mol. Spectrosc.* **1993**, *158*, 377-391.
- Carnovale, F.; Tseng, R.; Brion, C. E. Absolute oscillator strengths for the photoabsorption and partial photoionisation of hydrogen fluoride. *J. Phys. B: At. Mol. Phys.* **1981**, *14*, 4771-4785.
- Chegodayev, P. P.; Tubikov, B. I. *Dokl. Akad. Nauk. SSSR* **1973**, *210*, 647-649.
- Chiappero, M. S.; Malanca, F. E.; Argüello, G. A.; Wooldridge, S. T.; Hurley, M. D.; Ball, J. C.; Wallington, T. J.; Waterland, R. L.; Buck, R. C. Atmospheric chemistry of perfluoroaldehydes (C_xF_{2x+1}CHO) and fluorotelomer aldehydes (C_xF_{2x+1}CH₂CHO): Quantification of the important role of photolysis. *J. Phys. Chem. A* **2006**, *110*, 11944-11953, doi:10.1021/jp064262k.
- Chim, R. Y. L.; Kennedy, R. A.; Tuckett, R. P. The vacuum-UV absorption spectrum of SF₅CF₃; implications for its lifetime in the earth's atmosphere. *Chem. Phys. Lett.* **2003**, *367*, 697-703.
- Chou, C. C.; Crescentini, G.; Vera-Ruiz, H.; Smith, W. S.; Rowland, F. S. "Stratospheric photochemistry of CF₂O, CCFO, and CCl₂O"; 173rd American Chemical Society Meeting, 1977, New Orleans, LA.
- Cole, B. E.; Dexter, R. N. Photoabsorption cross sections for chlorinated methanes and ethanes between 46 and 100 Å. *J. Quant. Spectrosc. Radiat. Transfer* **1978**, *19*, 303-309.
- Cook, G. R.; Ching, B. K. Photoionization and absorption cross sections and fluorescence of CF₄. *J. Chem. Phys.* **1965**, *43*, 1794-1797.
- Dillon, T. J.; Horowitz, A.; Crowley, J. N. Cross-sections and quantum yields for the atmospheric photolysis of the potent greenhouse gas nitrogen trifluoride. *Atmos. Environ.* **2010**, *44*, 1186-1191, doi:10.1016/j.atmosenv.2009.12.026.
- Dodd, R. E.; Watson-Smith, J. The photolysis of trifluoroacetaldehyde. *J. Chem. Soc.* **1957**, 1465-1473.
- Eden, S.; Limão-Vieira, P.; Hoffmann, S. V.; Mason, N. J. VUV photoabsorption by hexafluoropropene. *Chem. Phys. Lett.* **2003**, *379*, 170-176, doi:10.1016/j.cplett.2003.08.029.
- Eden, S.; Limão-Vieira, P.; Kendall, P. A.; Mason, N. J.; Delwiche, J.; Hubin-Franskin, M.-J.; Tanaka, T.; Kitajima, M.; Tanaka, H.; Cho, H.; Hoffmann, S. V. Electronic excitation of tetrafluoroethylene, C₂F₄. *Chem. Phys.* **2004**, *297*, 257-269, doi:10.1016/j.chemphys.2003.10.031.
- Ellermann, T.; Sehested, J.; Nielson, O. J.; Pagsberg, P.; Wallington, T. J. Kinetics of the reaction of F atoms with O₂ and UV spectrum of FO₂ radicals in the gas phase at 295 K. *Chem. Phys. Lett.* **1994**, *218*, 287-294.
- Francisco, J. S.; Williams, I. H. Infrared and ultraviolet spectroscopic characterization of trifluoroacetaldehyde. *Mol. Phys.* **1992**, *76*, 1433-1441.
- Giddings, L. E., Jr.; Innes, K. K. The near ultraviolet spectra of HCOF and DCOF. *J. Mol. Spectrosc.* **1961**, *6*, 528-549.
- Glissmann, A.; Schumacher, H.-J. Das spektrum des fluoroxyds F₂O. *Z. Phys. Chem. B* **1934**, *24*, 328-334.
- Hashikawa, Y.; Kawasaki, M.; Waterland, R. L.; Hurley, M. D.; Ball, J. C.; Wallington, T. J.; Andersen, M. P. S.; Nielsen, O. J. Gas phase UV and IR absorption spectra of C_xF_{2x+1}CHO (x = 1-4). *J. Fluor. Chem.* **2004**, *125*, 1925-1932, doi:10.1016/j.jfluchem.2004.07.006.
- Hatherly, P. A.; Flaxman, A. J. On the absolute absorption cross-section of SF₅CF₃. *Chem. Phys. Lett.* **2003**, *380*, 512-515, doi:10.1016/j.cplett.2003.09.061.
- Hitchcock, A. P.; Williams, G. R. J.; Brion, C. E.; Langhoff, P. W. Experimental and theoretical studies of the valence-shell dipole excitation spectrum and absolute photoabsorption cross section of hydrogen fluoride. *Chem. Phys.* **1984**, *88*, 65-80.
- Inel, Y. Absorption coefficient determination of nitrogen trifluoride at 147 nm. *J. Photochem. Photobiol. A: Chem.* **1993**, *70*, 1-3.
- Inn, E. C. Y. Absorption cross section of CF₄ at H Lyman α (121.57 nm). *J. Geophys. Res.* **1980**, *85*, 7493-7494.

- Johnston, H. S.; Bertin, H. J., Jr. Absorption and emission spectra of nitrosyl fluoride. *J. Mol. Spectrosc.* **1959**, *3*, 683-696.
- Kirshenbaum, A. D.; Streng, A. G. Molar extinction coefficients of liquid O₃F₂, O₂F₂, and O₃ in the visible range. *J. Chem. Phys.* **1961**, *35*, 1440-1442.
- Kopitzky, R.; Beuleke, M.; Balzer, G.; Willner, H. Properties of trifluoroacetyl peroxyxynitrate, CF₃C(O)OONO₂. *Inorg. Chem.* **1997**, *36*, 1994-1997.
- Kopitzky, R.; Willner, H.; Mack, H.-G.; Pfeiffer, A.; Oberhammer, H. IR and UV absorption cross sections, vibrational analysis, and the molecular structure of trifluoromethyl peroxyxynitrate, CF₃OONO₂. *Inorg. Chem.* **1998**, *37*, 6208-6213.
- La Paglia, S. R.; Duncan, A. B. F. Vacuum ultraviolet absorption spectrum and dipole moment of nitrogen trifluoride. *J. Chem. Phys.* **1961**, *34*, 1003-1007.
- Lee, L. C.; Phillips, E.; Judge, D. L. Photoabsorption cross sections of CH₄, CF₄, CF₃Cl, SF₆, and C₂F₆ from 175 to 770 Å. *J. Chem. Phys.* **1977**, *67*, 1237-1246.
- Lee, L. C.; Wang, X.; Suto, M. Fluorescence from extreme ultraviolet photoexcitation of CF₄. *J. Chem. Phys.* **1986**, *85*, 6294-6300.
- Libuda, H. G.; Zabel, F. UV absorption cross sections of acetyl peroxyxynitrate and trifluoroacetyl peroxyxynitrate at 298 K. *Ber. Bunsenges. Phys. Chem.* **1995**, *99*, 1205-1213.
- Limão-Vieira, P.; Vasekova, E.; Giuliani, A.; Lourenço, J. M. C.; Santos, P. M.; Dufлот, D.; Hoffmann, S. V.; Mason, N. J.; Delwiche, J.; Hubin-Franskin, M.-J. Perfluorocyclobutane electronic state spectroscopy by high-resolution vacuum ultraviolet photoabsorption, electron impact, He I photoelectron spectroscopy, and *ab initio* calculations. *Phys. Rev. A* **2007**, *76*, 032509, doi:10.1103/PhysRevA.76.032509.
- Lucazeau, G.; Sandorfy, C. On the far-ultraviolet spectra of some simple aldehydes. *J. Mol. Spectrosc.* **1970**, *35*, 214-231.
- Lyman, J.; Holland, R. Oxygen fluoride chemical kinetics. *J. Phys. Chem.* **1988**, *92*, 7232-7241, doi:10.1021/j100337a015.
- Makeev, G. N.; Sinyanskii, V. F.; Smirnov, B. M. Absorption spectra of certain fluorides in the near ultraviolet region. *Doklady Phys. Chem.* **1975**, *222*, 452-455.
- Malanca, F. E.; Chiappero, M. S.; Argüello, G. A.; Wallington, T. J. Trifluoro methyl peroxyxynitrate (CF₃OONO₂): Temperature dependence of the UV absorption spectrum and atmospheric implications. *Atmos. Environ.* **2005**, *39*, 5051-5057, doi:10.1016/j.atmosenv.2005.05.026.
- Maricq, M. M.; Szenté, J. J. Flash photolysis-time-resolved UV absorption study of the reactions CF₃H + F → CF₃ + HF and CF₃O₂ + CF₂O₂ → products. *J. Phys. Chem.* **1992**, *96*, 4925-4930.
- Maricq, M. M.; Szenté, J. J. The 193 and 248 nm photodissociation of CF₃C(O)Cl. *J. Phys. Chem.* **1995**, *99*, 4554-4557, doi:10.1021/j100013a028.
- Matchuk, N. M.; Tupikov, V. I.; Malkova, A. I.; Pshezhetskii, S. Y. *Opt. Spektrosk. (Opt. Spectrosc.)* **1976**, *40*, 14-18 (17-19).
- Meller, R., personal communication to NASA Data Panel.
- Meller, R.; Boglu, D.; Moortgat, G. K. "UV spectra of several halogenated carbonyl compounds and FTIR studies of the degradation of CF₃COCl, HCFC-123 and HFC-143a"; Kinetics and Mechanisms for the Reactions of Halogenated Organic Compounds in the Troposphere. STEP-HALOCSIDE/AFEAS WORKSHOP, 1991, Dublin, Ireland.
- Meller, R.; Moortgat, G. K. Photolysis of CF₃O₂CF₃ in the presence of O₃ in oxygen: kinetic study of the reactions of CF₃O and CF₃O₂ radicals with O₃. *J. Photochem. Photobiol. A: Chem.* **1995**, *86*, 15-25.
- Meller, R.; Moortgat, G. K. CF₃C(O)Cl: Temperature-dependent (223-298 K) absorption cross-sections and quantum yields at 254 nm. *J. Photochem. Photobiol. A: Chem.* **1997**, *108*, 105-116.
- Molina, L. T.; Molina, M. J. "Chemistry of fluorine in the stratosphere"; 182nd American Chemical Society Meeting, 1982, New York.
- Molina, L. T.; Molina, M. J. Ultraviolet spectrum of CF₃OH: Upper limits to the absorption cross sections. *Geophys. Res. Lett.* **1996**, *23*, 563-565.
- Molina, L. T.; Wooldridge, P. J.; Molina, M. J. Atmospheric reactions and ultraviolet and infrared absorptivities of nitrogen trifluoride. *Geophys. Res. Lett.* **1995**, *22*, 1873-1876.
- Nee, J. B.; Suto, M.; Lee, L. C. Photoabsorption cross section of HF at 107-145 nm. *J. Phys. B: At. Mol. Phys.* **1985**, *18*, L293-L294.
- Nielsen, O. J.; Ellermann, T.; Sehested, J.; Bartkiewicz, E.; Wallington, T. J.; Hurley, M. D. UV absorption spectra, kinetics, and mechanisms of the self reaction of CF₃O₂ in the gas phase at 298 K. *Int. J. Chem. Kinet.* **1992**, *24*, 1009-1021.
- Nölle, A.; Heydtmann, H.; Meller, R.; Schneider, W.; Moortgat, G. K. UV absorption spectrum and absorption cross sections of COF₂ at 296 K in the range 200-230 nm. *Geophys. Res. Lett.* **1992**, *19*, 281-284.
- Nölle, A.; Krumscheid, C.; Heydtmann, H. Determination of quantum yields in the UV photolysis of COF₂ and COFCl. *Chem. Phys. Lett.* **1999**, *299*, 561-565.

- Orkin, V. L.; Huie, R. E.; Kurylo, M. J. Rate constants for the reactions of OH with HFC-245cb ($\text{CH}_3\text{CF}_2\text{CF}_3$) and some fluoroalkenes (CH_2CHCF_3 , $\text{CH}_2\text{CF}_2\text{CF}_3$, $\text{CF}_2\text{CF}_2\text{CF}_3$, and CF_2CF_2). *J. Phys. Chem. A* **1997**, *101*, 9118-9124.
- Pagsberg, P.; Ratajczak, E.; Sillesen, A.; Jodkowski, J. T. Spectrokinetic studies of the gas-phase equilibrium $\text{F} + \text{O}_2 \rightleftharpoons \text{FO}_2$ between 295 and 359 K. *Chem. Phys. Lett.* **1987**, *141*, 88-94.
- Pagsberg, P.; Sillesen, A.; Jodkowski, J. T.; Ratajczak, E. Kinetics of the reaction $\text{F} + \text{NO} + \text{M} \rightarrow \text{FNO} + \text{M}$ studied by pulse radiolysis combined with time-resolved IR and UV spectroscopy. *Chem. Phys. Lett.* **1996**, *249*, 358-364.
- Papadimitriou, V. C.; McGillen, M. R.; Fleming, E. L.; Jackman, C. H.; Burkholder, J. B. NF_3 : UV absorption spectrum temperature dependence and the atmospheric climate forcing implications. *Geophys. Res. Lett.* **2013**, *40*, 440-445, doi:10.1002/grl.50120.
- Papadimitriou, V. C.; Talukdar, R. K.; Portmann, R. W.; Ravishankara, A. R.; Burkholder, J. B. $\text{CF}_3\text{CF}=\text{CH}_2$ and (*Z*)- $\text{CF}_3\text{CF}=\text{CHF}$: temperature dependent OH rate coefficients and global warming potentials. *Phys. Chem. Chem. Phys.* **2008**, *10*, 808-820, doi:10.1039/b714382f.
- Pearce, C.; Whytock, D. A. Photolysis of trifluoroacetaldehyde at 313 nm *J. Chem. Soc. D: Chem. Commun.* **1971**, 1464-1466, doi:10.1039/c29710001464.
- Rattigan, O. V.; Rowley, D. M.; Wild, O.; Jones, R. L.; Cox, R. A. Mechanism of atmospheric oxidation of 1,1,1,2-tetrafluoroethane (HFC 134a). *J. Chem. Soc. Faraday Trans.* **1994**, *90*, 1819-1829.
- Rattigan, O. V.; Wild, O.; Jones, R. L.; Cox, R. A. Temperature-dependent absorption cross-sections of CF_3COCl , CF_3COF , CH_3COF , CCl_3CHO and CF_3COOH . *J. Photochem. Photobiol. A: Chem.* **1993**, *73*, 1-9.
- Ravishankara, A. R.; Solomon, S.; Turnipseed, A. A.; Warren, R. F. Atmospheric lifetimes of long-lived halogenated species. *Science* **1993**, *259*, 194-199.
- Rebbert, R. E.; Ausloos, P. Ionization quantum yields and absorption coefficients of selected compounds at 58.4 and 73.6-74.4 nm. *J. Res. Natl. Bur. Stand.* **1971**, *A 75*, 481-485.
- Richer, H. R.; Sodeau, J. R.; Barnes, I. *STEP-HALOCSIDE/AFEAS Workshop, Dublin, 23-25 March 1993*, 180-188.
- Röth, E. P.; Ruhnke, R.; Moortgat, G.; Meller, R.; Schneider, W. UV/VIS-Absorption Cross Sections and Quantum Yields for Use in Photochemistry and Atmospheric Modeling, Forschungszentrum Jülich Publication, Part 1 : Inorganic Substances (jül-3340), Part 2: Organic Substances (jül-3341). **1997**.
- Safary, E. Contribution a l'étude spectrale de l'acide fluorhydrique. *Ann. Phys. (Paris)* **1954**, *9*, 203-254.
- Safary, E.; Romand, J.; Vodar, B. Ultraviolet absorption spectrum of gaseous hydrogen fluoride. *J. Chem. Phys.* **1951**, *19*, 379-380.
- Sauvageau, P.; Doucet, J.; Gilbert, R.; Sandorfy, C. Vacuum ultraviolet and photoelectron spectra of fluoroethanes. *J. Chem. Phys.* **1974**, *61*, 391-395.
- Sauvageau, P.; Gilbert, R.; Berlow, P. P.; Sandorfy, C. Vacuum ultraviolet absorption spectra of fluoromethanes. *J. Chem. Phys.* **1973**, *59*, 762-765.
- Schneider, W. F.; Wallington, T. J.; Minschwaner, K.; Stahlberg, E. A. Atmospheric chemistry of CF_3OH : Is photolysis important? *Environ. Sci. Technol.* **1995**, *29*, 247-250.
- Secombe, D. P.; Chim, R. Y. L.; Tuckett, R. P.; Jochims, H. W.; Baumgärtel, H. Vacuum-ultraviolet absorption and fluorescence spectroscopy of CF_2H_2 , CF_2Cl_2 , and CF_2Br_2 in the range 8–22 eV. *J. Chem. Phys.* **2001**, *114*, 4058-4073, doi:10.1063/1.1344888.
- Sellevåg, S. R.; Kelly, T.; Sidebottom, H.; Nielsen, C. J. A study of the IR and UV-Vis absorption cross sections, photolysis and OH-initiated oxidation of CF_3CHO and $\text{CF}_3\text{CH}_2\text{CHO}$. *Phys. Chem. Chem. Phys.* **2004**, *6*, 1243-1252, doi:10.1039/b315941h.
- Sharpe, S.; Hartnett, B.; Sethi, H. S.; Sethi, D. S. Absorption cross-sections of CF_2 in the $\text{A}^1\text{B}_1\text{—X}^1\text{A}_1$ transition at 0.5 nm intervals and absolute rate constant for $2\text{CF}_2 \rightarrow \text{C}_2\text{F}_4$ at 298 ± 3 K. *J. Photochem.* **1987**, *38*, 1-13.
- Suto, M.; Lee, L. C. Emission spectra of CF_3 radicals. V. Photodissociation of CF_3H , CF_3Cl , and CF_3Br by vacuum ultraviolet. *J. Chem. Phys.* **1983**, *79*, 1127-1133, doi:10.1063/1.445914.
- Wayne, R. P.; Poulet, G.; Biggs, P.; Burrows, J. P.; Cox, R. A.; Crutzen, P. J.; Hayman, G. D.; Jenkin, M. E.; Le Bras, G.; Moortgat, G. K.; Platt, U.; Schindler, R. N. Halogen oxides: Radicals, sources and reservoirs in the laboratory and in the atmosphere. *Atmos. Environ.* **1995**, *29*, 2677-2881.
- Weibel, D. E.; Argüello, G. A.; de Staricco, E. R.; Staricco, E. H. Quantum yield in the gas phase photolysis of perfluoroacetyl chloride: a comparison with related compounds. *J. Photochem. Photobiol. A: Chem.* **1995**, *86*, 27-31.
- Zhang, W.; Cooper, G.; Ibuki, T.; Brion, C. E. Excitation and ionization of freon molecules. I. Absolute oscillator-strengths for the photoabsorption (12-740 eV) and the ionic photofragmentation (15-80 eV) of CF_4 . *Chem. Phys.* **1989**, *137*, 391-405.

SECTION 4F. CLO_x PHOTOCHEMISTRY

F1. Cl₂ (molecular chlorine)

[Back to Index](#)



(Recommendation: 06-2, Note: 10-6, Evaluated: 10-6)

Absorption Cross Sections: The recommended absorption cross sections of Cl₂, molecular chlorine, are taken from the work of Maric et al.,¹¹ who studied the absorption spectrum in the range 200–550 nm using a spectral resolution of 0.2 nm at 298 K. These authors also measured banded features in the range 476–496 nm at 0.04 nm resolution. The absorption cross sections can be calculated in the range 250–550 nm at various temperatures with the expression derived from their study and previous investigations:

$$\sigma = 10^{-20} \alpha^{0.5} \left\{ 27.3 \exp \left(-99.0 \alpha \left(\ln \left(\frac{329.5}{\lambda} \right) \right)^2 \right) + 0.932 \exp \left(-91.5 \alpha \left(\ln \left(\frac{406.5}{\lambda} \right) \right)^2 \right) \right\}$$

where $\alpha = \tanh(402.7/T)$; λ in nm, $250 < \lambda < 550$ nm, and T in K; $300 \text{ K} > T > 195 \text{ K}$. Cross sections calculated for 298 K are given in Table 4F-1. For convenience, some room temperature values are listed in the table. Ganske et al.⁸ have also measured the cross sections at room temperature and the agreement with the recommended values is excellent. These two sets of data also agree well with earlier recommendations, which were based on the work of Seery and Britton,¹⁴ which is in turn in good agreement with the results reported by Gibson and Bayliss,⁹ Fergusson et al.,⁷ and Burkholder and Bair.¹ At wavelengths >250 nm, the absorption cross sections measured at room temperature by Hubinger and Nee¹⁰ are in excellent agreement with the values of Maric et al.¹¹ However, in the range 200–250 nm the cross sections deviate considerably between these groups. Room temperature cross sections have also been obtained by Roxlo and Mandl¹³ for the range 170–214 nm. The low resolution absorption cross sections reported by Chen and Zhu^{3,4} and Chen et al.⁵ for the 300–420 nm region at 5 and 10 nm intervals and measured for the calibration of quantum yield measurements of some carbonyl compounds deviate by up to ~30% from those reported by Maric et al.¹¹

Photolysis Quantum Yield and Product Studies: The estimated atmospheric photodissociation rate is only weakly affected by the temperature dependence of the spectrum. Chinin⁶ measured an upper limit of 5% for the branching ratio for excited atomic Cl*(²P_{1/2}) at 351 nm in agreement with earlier studies by Busch et al.² at 347.1 nm and Park et al.¹² at 308 and 340–355 nm, who determined an upper limit for Cl* formation of 0.01.

Table 4F-1. Recommended Absorption Cross Sections of Cl₂ at 298 K

λ (nm)	$10^{20} \sigma$ (cm ²)
260	0.198
270	0.824
280	2.58
290	6.22
300	11.92
310	18.50
320	23.71
330	25.55
340	23.51
350	18.77
360	13.22
370	8.41
380	5.00
390	2.94
400	1.84
410	1.28
420	0.956
430	0.732
440	0.546
450	0.387
460	0.258
470	0.162
480	0.0957
490	0.0534
500	0.0283
510	0.0142
520	0.00681
530	0.00313
540	0.00137
550	0.00058

Note:

Maric et al.¹¹

- (1) Burkholder, J. B.; Bair, E. J. Potential energy parameters and shapes of the vibrational components of the 345-nm system of chlorine. *J. Phys. Chem.* **1983**, *87*, 1859-1863.
- (2) Busch, G. E.; Mahoney, R. T.; Morse, R. I.; Wilson, K. R. Translational spectroscopy: Cl₂ photodissociation. *J. Chem. Phys.* **1969**, *51*, 449-450.
- (3) Chen, Y.; Zhu, L. The wavelength dependence of the photodissociation of propionaldehyde in the 280-330 nm region. *J. Phys. Chem. A* **2001**, *105*, 9689-9696, doi:10.1021/jp011445s.
- (4) Chen, Y.; Zhu, L. Wavelength-dependent photolysis of glyoxal in the 290-420 nm region. *J. Phys. Chem. A* **2003**, *107*, 4643-4651, doi:10.1021/jp022440d.
- (5) Chen, Y.; Zhu, L.; Francisco, J. S. Wavelength-dependent photolysis of *n*-butyraldehyde and *i*-butyraldehyde in the 280-330-nm region. *J. Phys. Chem. A* **2002**, *106*, 7755-7763, doi:10.1021/jp014544e.
- (6) Chichinin, A. I. Measurement of Cl(²P_{1/2}) quantum yield for the photodissociation of NOCl, ICl, PCl₃, Cl₂O and COCl₂. *Chem. Phys. Lett.* **1993**, *209*, 459-463.
- (7) Fergusson, W. C.; Slotin, L.; Style, D. W. G. The absorption spectrum of aqueous chlorine and hydrogen peroxide vapour. *Trans. Far. Soc.* **1936**, *32*, 956-962.
- (8) Ganske, J. A.; Berko, H. N.; Finlayson-Pitts, B. J. Absorption cross sections for gaseous ClNO₂ and Cl₂ at 298 K: Potential organic oxidant source in the marine troposphere. *J. Geophys. Res.* **1992**, *97*, 7651-7656.
- (9) Gibson, G. E.; Bayliss, N. S. Variation with temperature of the continuous absorption spectrum of diatomic molecules: Part I. Experimental,* The absorption σ spectrum of chlorine. *Phys. Rev.* **1933**, *44*, 188-192.

- (10) Hubinger, S.; Nee, J. B. Absorption spectra of Cl₂, Br₂ and BrCl between 190 and 600 nm. *J. Photochem. Photobiol. A: Chem.* **1995**, *86*, 1-7.
- (11) Maric, D.; Burrows, J. P.; Meller, R.; Moortgat, G. K. A study of the UV-visible absorption spectrum of molecular chlorine. *J. Photochem. Photobiol. A: Chem.* **1993**, *70*, 205-214.
- (12) Park, J.; Lee, Y.; Flynn, G. W. Tunable diode laser probe of chlorine atoms produced from the photodissociation of a number of molecular precursors. *Chem. Phys. Lett.* **1991**, *186*, 441-449.
- (13) Roxlo, C.; Mandl, A. Vacuum ultraviolet absorption cross sections for halogen containing molecules. *J. Appl. Phys.* **1980**, *51*, 2969-2972.
- (14) Seery, D. J.; Britton, D. The continuous absorption spectra of chlorine, bromine, bromine chloride, iodine chloride, and iodine bromide. *J. Phys. Chem.* **1964**, *68*, 2263-2266, doi:10.1021/j100790a039.

F2. ClO (chlorine monoxide)

[Back to Index](#)



(Recommendation: 06-2, Note: 10-6, Evaluated: 10-6)

Absorption Cross Sections: The UV absorption spectrum of chlorine monoxide, ClO, shown in Figure 4-1, is partly composed of a continuum absorption band from 210 nm to the maximum near 265 nm, and a characterized banded structure of a strong A ²Π_{3/2} ← X ²Π_{3/2} transition, superposing a weak A ²Π_{1/2} ← X ²Π_{1/2} system between 265 nm and 315 nm. Watson¹⁵ has reviewed the cross section measurements prior to 1977. The more recent measurements yield results in reasonable agreement with the earlier studies by Mandelman and Nicholls⁸ (250–310 nm), Wine et al.¹⁶ (near 283 nm), Rigaud et al.¹⁰ (272–324 nm), Jourdain et al.⁵ (272–320 nm), Barton et al.¹ (274–306 nm) at 315 K, Lang et al.⁶ (253.7 and 257.7 nm), Sander and Friedl¹¹ (244–317 nm, 275.2 nm) at 220, 298, and 400 K, Trolier et al.¹⁴ (220–350 nm, 282.65 nm) over the temperature range 200–263 K, and Simon et al.¹³ (240–310 nm). The peak cross section at the maximum of the continuum (near 265 nm) is 5.2 × 10⁻¹⁸ cm² molecule⁻¹, based on the average of the results from Jourdain et al., Sander and Friedl, Trolier et al., Simon et al., and Johnston et al.⁴ At 257.7 nm an average value of (4.86 ± 0.04) × 10⁻¹⁸ cm² molecule⁻¹ was calculated from the data of the Mandelman and Nicholls, Lang et al., Sander and Friedl, Trolier et al., and Simon et al. studies. It should be noted that the cross sections in the structured region of the spectrum are extremely dependent on instrument resolution. Figure 4F-1 shows a spectrum of ClO based on the data of Sander and Friedl. The recommended absorption cross sections listed in Table 4F-2 are averages over 1 nm intervals of the continuous and banded regions of the spectrum measured at a resolution of 0.3 nm by Sander and Friedl. In Table 4F-3 the absorption cross sections for the band heads of the v', v'' = 1,0 to 21,0 transitions measured at various spectral resolutions are compared.

The cross sections of the continuum are independent of temperature (Trolier et al.¹⁴), while the structured part of the spectrum is extremely temperature dependent, the bands sharpen and increase in intensity with decreasing temperature. Sander and Friedl¹¹ measured the temperature dependence at the peak of the 12,0 band (275.2 nm) over the range 220–400 K and Trolier et al.¹⁴ measured the temperature dependence at the peak of the 9,0 band (282.65 nm) over the range 200–298 K. Clyne and Coxon² determined the following relationship for the 11,0 sub-band relative to the 294 K value for the temperature range 294–240 K

$$\sigma_{294} / \sigma_T = 1 + 0.0036 (T - 294)$$

Maric and Burrows⁹ performed an analysis of the ClO spectrum and developed an analytical approach that allows the calculation of the UV absorption spectrum as a function of temperature and spectral resolution.

Photolysis Quantum Yield and Product Studies: The calculations of Coxon et al.³ and Langhoff et al.⁷ indicate that photodecomposition of ClO accounts for at most 2 to 3% of the total destruction rate of ClO in the stratosphere, which occurs predominantly by reaction with oxygen atoms and nitric oxide. The photodissociation of thermal ClO radicals in the wavelength range 237 < λ < 270 nm was studied by Schmidt et al.¹² using REMPI. Cl(²P_{3/2,1/2}) and O(¹D) were formed with unity quantum yield. The threshold wavelength for O(¹D) production was determined to be 263.4 nm. In the structured region of the spectrum oxygen atoms are formed in the triplet ground state.

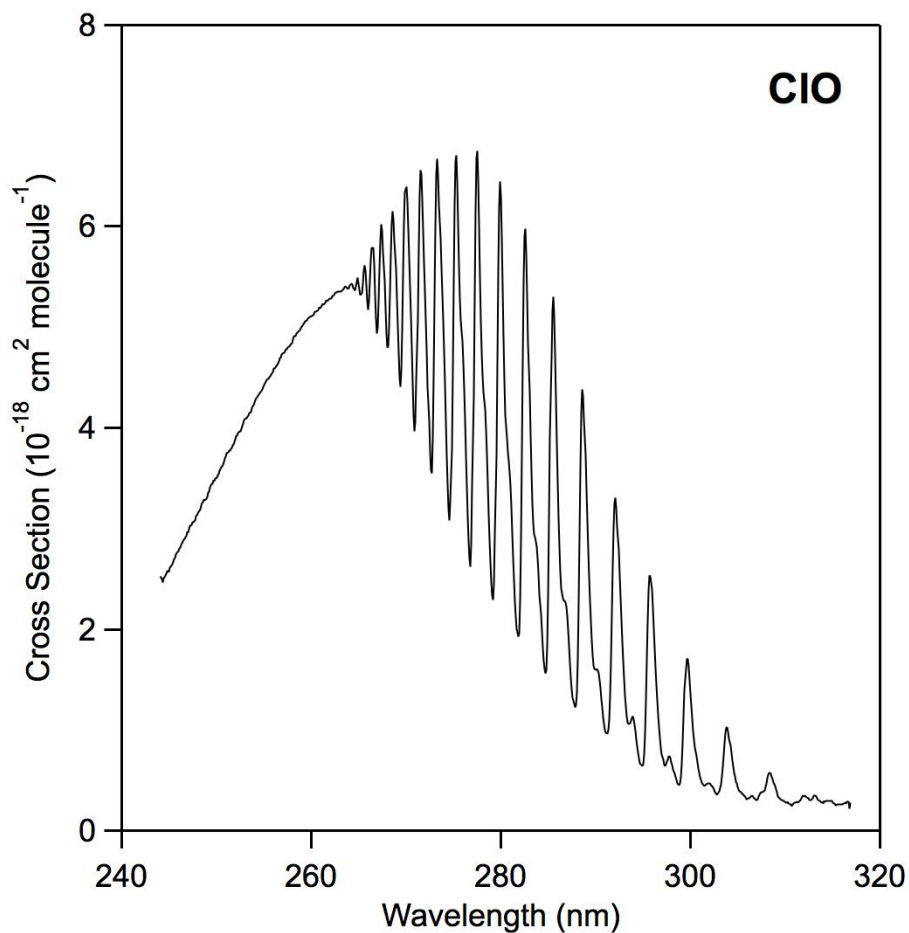


Figure 4F-1. Absorption Spectrum of ClO

Table 4F-2. Recommended Absorption Cross Sections of ClO at 298 K

λ (nm)	$10^{20} \sigma$ (cm ²)	λ (nm)	$10^{20} \sigma$ (cm ²)	λ (nm)	$10^{20} \sigma$ (cm ²)	λ (nm)	$10^{20} \sigma$ (cm ²)
245	260	263	536	281	329	299	74.8
246	279	264	540	282	311	300	133
247	297	265	541	283	445	301	56.6
248	315	266	549	284	245	302	45.2
249	333	267	546	285	292	303	44.9
250	352	268	529	286	362	304	87.8
251	371	269	529	287	200	305	45.5
252	388	270	575	288	197	306	33.2
253	407	271	489	289	337	307	33.1
254	425	272	532	290	165	308	47.7
255	442	273	515	291	111	309	41.9
256	457	274	470	292	270	310	28.7
257	473	275	507	293	161	311	27.3
258	486	276	456	294	102	312	33.1
259	500	277	418	295	94.5	313	32.5
260	511	278	501	296	206	314	28.9
261	520	279	283	297	83.1	315	27.8
262	529	280	538	298	65.1	316	26.8

Note:

Sander and Friedl,¹¹ averages over 1 nm intervals of the continuous and banded spectrum measured at 0.3 nm resolution.

Table 4F-3. Summary of Absorption Cross Section Studies of ClO at the band heads of the $v',v'' = 1,0$ to 21,0 bands


Band v',v''	λ (nm)	$10^{20} \sigma$ (cm ²)	λ (nm)	$10^{20} \sigma$ (cm ²)	λ (nm)	$10^{20} \sigma$ (cm ²)	λ (nm)	$10^{20} \sigma$ (cm ²)	λ (nm)	$10^{20} \sigma$ (cm ²)
	Trolrier et al. res. 0.6 nm		Sander & Friedl res. 0.3(0.18) nm		Simon et al. res. 0.3(0.03) nm		Mandelman res. 0.22 nm		Jourdain et al. res. 0.015 nm	
1,0			312.1	35					312.5	26
2,0	307.7	22	308.3	58	307.9	39	307.8	47	307.9	67
3,0	303.4	64	303.9	103	303.5	86	303.4	104	303.5	133
4,0	299.4	128	299.6	171	299.0	163	299.3	207	299.3	236
5,0	295.4	202	295.7	253	295.4	255	295.4	315	295.4	326
6,0	292.1	286	292.1	330	292.0	338 (400)	292.0	382	291.8	395
7,0	288.7	365	288.6	438	288.4	448 (502)	288.4	516	288.4	504
8,0	286.0	455	285.5	530	285.2	542	285.2	627	285.2	594
9,0	282.6	508	282.6	598	282.3	608	282.2	667	282.2	641
10,0	280.1	555	279.9	645	279.8	655	279.6	688	279.6	686
11,0	277.7	571	277.4	668	277.2	679	277.2	680	277.2	727
12,0	275.5	587	275.3	671 (836)	275.1	681	275.0	634	275.1	733
13,0	273.6	576	273.3	668					272.9	711
14,0	271.8	571	271.5	656						
15,0	269.9	556	270.0	640						
16,0	268.7	545	268.6	615						
17,0			267.4	603						
18,0			266.5	579						
19,0			265.6	562						
20,0			264.9	549						
21,0			264.2	543						

- (1) Barton, S. A.; Coxon, J. A.; Roychowdhury, U. K. Absolute absorption cross sections at high-resolution in the $A^2\Pi_i-X^2\Pi_i$ band system of ClO. *Can. J. Phys.* **1984**, *62*, 473-486.
- (2) Clyne, M. A. A.; Coxon, J. A. Kinetic studies of oxy-halogen radical systems. *Proc. Roy. Soc. A* **1968**, *303*, 207-231.
- (3) Coxon, J. A.; Jones, W. E.; Ramsey, D. A. 12th International Symposium on Free Radicals, 1976, Laguna Beach, California.
- (4) Johnston, H. S.; Morris, E. D., Jr.; Van den Bogaerde, J. Molecular modulation kinetic spectrometry. ClO and ClO₂ radicals in the photolysis of chlorine in oxygen. *J. Am. Chem. Soc.* **1969**, *91*, 7712-7727.
- (5) Jourdain, J. L.; Le Bras, G.; Poulet, G.; Combourieu, J.; Rigaud, P.; LeRoy, B. UV absorption spectrum of ClO($A^2\Pi_i-X^2\Pi_i$) up to the (1,0) band. *Chem. Phys. Lett.* **1978**, *57*, 109-112.
- (6) Lang, V. I.; Sander, S. P.; Friedl, R. R. Absolute infrared band strength measurement of the ClO radical by Fourier transform infrared spectroscopy. *J. Mol. Spectrosc.* **1988**, *132*, 89-103.
- (7) Langhoff, S. R.; Jaffe, R. L.; Arnold, J. O. Effective cross sections and rate constants for predissociation of ClO in the Earth's atmosphere. *J. Quant. Spectrosc. Radiat. Transfer* **1977**, *18*, 227-235.
- (8) Mandelman, M.; Nicholls, R. W. The absorption cross sections and f -values for the $v'' = 0$ progression of bands and associated continuum for the ClO($A^2\Pi_i \leftarrow X^2\Pi_i$) system. *J. Quant. Spectrosc. Radiat. Transfer* **1977**, *17*, 483-491.
- (9) Maric, D.; Burrows, J. P. Analysis of the UV absorption spectrum of ClO: a comparative study of four methods for spectral computations. *J. Quant. Spectrosc. Radiat. Transfer* **1999**, *62*, 345-369.

- (10) Rigaud, P.; Leroy, B.; Le Bras, G.; Poulet, G.; Jourdain, J. L.; Combourieu, J. About the identification of some UV atmospheric absorptions: Laboratory study of ClO. *Chem. Phys. Lett.* **1977**, *46*, 161-163.
- (11) Sander, S. P.; Friedl, R. R. Kinetics and product studies of the reaction ClO + BrO using flash photolysis-ultraviolet absorption. *J. Phys. Chem.* **1989**, *93*, 4764-4771.
- (12) Schmidt, S.; Benter, T.; Schindler, R. N. Photodissociation dynamics of ClO radicals in the range ($237 \leq \lambda \leq 270$) nm and at 205 nm and the velocity distribution of O(¹D) atoms. *Chem. Phys. Lett.* **1998**, *282*, 292-298.
- (13) Simon, F. G.; Schneider, W.; Moortgat, G. K.; Burrows, J. P. A study of the ClO absorption cross-section between 240 and 310 nm and the kinetics of the self-reaction at 300 K. *J. Photochem. Photobiol. A: Chem.* **1990**, *55*, 1-23.
- (14) Trolrier, M.; Mauldin, R. L., III; Ravishankara, A. R. Rate coefficient for the termolecular channel of the self-reaction of ClO. *J. Phys. Chem.* **1990**, *94*, 4896-4907.
- (15) Watson, R. T. Rate constants for reactions of ClO_x of atmospheric interest. *J. Phys. Chem. Ref. Data* **1977**, *6*, 871-917.
- (16) Wine, P. H.; Ravishankara, A. R.; Philen, D. L.; Davis, D. D.; Watson, R. T. High resolution absorption cross sections for the A²Π-X²Π system of ClO. *Chem. Phys. Lett.* **1977**, *50*, 101-106.

F3. ClOO (chlorine superoxide)

[Back to Index](#)



(Recommendation: 92-20, Note: 10-6, Evaluated: 10-6)

Absorption Cross Sections: Johnston et al.² measured the absorption spectrum of the ClOO radical, chlorine superoxide, using a molecular modulation technique and determined absorption cross sections using a complex kinetic scheme interpretation. More recently, Mauldin et al.³ (220–280 nm, 191 K) and Baer et al.¹ (240–300 nm, 300 K) have reported cross section measurements. These two studies are in reasonable agreement with cross section values that are more than twice the earlier Johnston et al.² values. The recommended cross sections in Table 4F-4 are taken from Mauldin et al.³

Photolysis Quantum Yield and Product Studies: The photolysis quantum yield is assumed to be unity over the entire UV absorption band.

Table 4F-4. Absorption Cross Sections of ClOO at 191 K

λ (nm)	10 ²⁰ σ (cm ²)	λ (nm)	10 ²⁰ σ (cm ²)
220	611	252	2630
222	670	254	2370
224	747	256	2120
226	951	258	1890
228	1100	260	1610
230	1400	262	1370
232	1650	264	1120
234	1960	266	905
236	2240	268	725
238	2520	270	596
240	2730	272	435
242	2910	274	344
244	2960	276	282
246	2980	278	210
248	2950	280	200
250	2800		

Note:

Mauldin et al.³

- (1) Baer, S.; Hippler, H.; Rahn, R.; Siefke, M.; Seitzinger, N.; Troe, J. Thermodynamic and kinetic properties of the reaction Cl + O₂ + M ⇌ ClOO + M in the range 160-300 K and 1-1000 bar. *J. Chem. Phys.* **1991**, *95*, 6463-6470.

- (2) Johnston, H. S.; Morris, E. D., Jr.; Van den Bogaerde, J. Molecular modulation kinetic spectrometry. ClOO and ClO₂ radicals in the photolysis of chlorine in oxygen. *J. Am. Chem. Soc.* **1969**, *91*, 7712-7727.
- (3) Mauldin, R. L., III; Burkholder, J. B.; Ravishankara, A. R. A photochemical, thermodynamic, and kinetic study of ClOO. *J. Phys. Chem.* **1992**, *96*, 2582-2588.

F4. OCIO (chlorine dioxide)

[Back to Index](#)

OCIO + hv	→ O(³ P) + ClO	251 kJ mol ⁻¹	476 nm	(1)
	→ Cl + O ₂ (³ Σ _g ⁻)	22 kJ mol ⁻¹	5500 nm	(2)
	→ Cl + O ₂ (¹ Δ _g)	116 kJ mol ⁻¹	1030 nm	(3)
	→ ClOO	-10 kJ mol ⁻¹	All	(4)

(Recommendation: 06-2, Note: 10-6, Evaluated: 10-6)

Absorption Cross Sections: The UV/vis absorption spectrum of chlorine dioxide, OCIO, is characterized by a series of well developed progressions of bands extending from ~280 to 480 nm corresponding to the A (²A₂) (i,j,k) ← X (²B₁) (0,0,0) vibronic transitions. The spectroscopy of this molecule has been studied extensively and the quantum yield for photodissociation appears to be unity throughout the above wavelength range. See for example, the review by Watson.²³ Birks et al.³ have estimated an atmospheric photodissociation half-life of OCIO of a few seconds. The measurement of absorption spectra at temperatures between 200 and 378 K has been the subject of many studies as summarized in Table 4F-5.

Table 4F-5. Summary OCIO Cross Section Studies

Study	Year	Type	Temperature (K)	Wavelength Range (nm)	Resolution (nm)
Martin and Gareis ¹⁹	1956		298	263–414	Not given
Knauth et al. ¹⁵	1979	A	333	270–440	0.3–1
Wahner et al. ²²	1987	A	204, 296, 378	242–477	0.25
Hubinger and Nee ¹⁴	1994	R	298	240–477	Not given
Frost et al. ¹³	1996	R	200	390–454	0.0015–0.0021
Marston et al. ¹⁸	1998	R	298	275–400	0.05
Kromminga et al. ¹⁶	2003	A	213, 233, 253	312.5–440.5	0.01–0.02
Bogumil et al. ⁶	2003	R	293	290–460	0.25

Type:

A: Absolute cross section determination

R: Relative cross section determination

Absorption cross sections at 10 nm intervals for the region 270–440 nm and at 333 K have been reported by Knauth et al.,¹⁵ and for the 351.5 nm maximum at room temperature by Clyne and Coxon⁷ and Basco and Dogra.¹ The absorption cross sections of Wahner et al.²² obtained at a resolution of 0.25 nm, and at 204, 296, and 378 K have been used by Hubinger and Nee,¹⁴ Frost et al.,¹³ and Marston et al.¹⁸ for the calibration of their relative spectra. The values at the peaks of the main vibrational bands a(0) to a(26) (i.e., A (²A₂) (i,0,0) ← X (²B₁) (0,0,0), i = 0 to 26) reported by Wahner et al.²² have been selected as recommended absorption cross sections of OCIO in earlier JPL evaluations. More recently, Kromminga et al.¹⁶ reported high and medium resolution absorption spectra at five temperatures between 213 and 293 K obtained using Fourier transform spectroscopy, which has the advantage of accurate wavelength calibration. There is a clear wavelength shift (~0.2–0.5 nm) between the spectra of Kromminga et al.¹⁶ and Wahner et al.²² that can't be explained by the shift between measurements in air and in vacuum. The absorption cross sections for the band peaks a(3) to a(26) reported by Kromminga et al. are smaller by 5–10% than those reported by Wahner et al.²² A decrease of the temperature causes a sharpening of the vibrational bands and an increase of the peak cross sections as observed between 293 and 213 K by Kromminga et al.¹⁶ and between 378 and 200 K by Wahner et al.²²

The recommended absorption cross sections of OCIO in Table 4F-6 are averages over 1 nm intervals of the spectrum measured by Wahner et al.²² (0.25 nm resolution). In Table 4F-7 are listed the band peaks at 213, 233, 253, 273, and 293 K recorded in the medium resolution (0.2–0.4 nm) spectra by Kromminga et al.¹⁶ The values for the a(21) to a(16) bands at 293 K are the results of Bogumil et al.,⁶ which were measured at medium resolution (0.24–0.44 nm) with the SCIAMACHY pre-flight satellite instrument and scaled to the

absorption cross sections measured by Kromminga et al.¹⁶ In addition, the peak cross sections determined by Wahner et al.²² are listed in Table 4F-8. Figure 4F-2 shows the spectrum of OCIO at 204 K based on the data of Wahner et al.²²

VUV absorption cross sections have been measured by Basco and Morse,² (148–183 nm), Flesch et al.¹² (50–207 nm), Hubinger and Nee¹⁴ (127–183 nm), and Marston et al.¹⁸ (115–191 nm).

Photolysis Quantum Yield and Product Studies: The photochemistry of OCIO is extremely complex, with several electronic excited states involved in the photodissociation dynamics. Several channels have been observed at wavelengths important in the stratosphere, including O + ClO, Cl + O₂, and isomerization to ClOO. Colussi⁸ measured $\Phi(\text{Cl})$ to be <0.01, and $\Phi(\text{O})=1$ (within experimental error) for photolysis at 308 nm. Vaida et al.²¹ and Rühl et al.²⁰ reported Cl atom production at 362 nm and Bishenden et al.^{4,5} measured $\Phi(\text{Cl})$ to be 0.15 ± 0.10 around the same wavelength. In contrast, Lawrence et al.¹⁷ report $\Phi(\text{Cl})$ in the 359–368 nm region to be $<5 \times 10^{-4}$. This conclusion is supported by photofragment studies of Davis and Lee¹⁰ between 350 and 475 nm, who report $\Phi(\text{Cl}) < 0.2\%$ in the wavelength range 350–370 nm, rising to a maximum of $3.9 \pm 0.8\%$ near 404 nm. In a later study, Davis and Lee⁹ report a substantial yield of O₂(¹ Δ_g) and show that the branching ratio between O + ClO and Cl + O₂ depends on the OCIO(A ²A₂) excited state vibrational mode. Delmdahl et al.¹¹ measured the yield of nascent Cl atoms to be below 3.6% for photolysis in the 365–450 nm range. At $\lambda < 365$ nm, there was a sharp increase of the Cl yield, which was attributed to the photolysis of vibrationally excited ClO ($v \geq 4$).

The recommendation is to use a quantum yield value of unity for the production of O(³P) atoms in the range 270–480 nm. An upper limit for the Cl yield can be set at 0.04 for the wavelength range 365–450 nm. While accurate absorption cross section values are valuable for atmospheric measurements of OCIO abundance, the identity of the photodissociation products is only of minor importance in the context of atmospheric processes.

Table 4F-6. Recommended Absorption Cross Sections of OCIO at 204 K (averages over 1 nm intervals)

λ (nm)	$10^{20} \sigma$ (cm ²)	λ (nm)	$10^{20} \sigma$ (cm ²)	λ (nm)	$10^{20} \sigma$ (cm ²)	λ (nm)	$10^{20} \sigma$ (cm ²)
247	35.6	304	96.1	361	477	418	107
248	34.4	305	276	362	173	419	75.1
249	33.7	306	328	363	179	420	81.4
250	34.6	307	190	364	207	421	323
251	34.3	308	116	365	361	422	151
252	34.6	309	85.4	366	403	423	50.0
253	34.1	310	168	367	625	424	23.8
254	34.9	311	511	368	919	425	23.3
255	34.3	312	338	369	903	426	14.5
256	34.8	313	174	370	268	427	43.8
257	34.8	314	107	371	107	428	99.5
258	35.1	315	94.2	372	180	429	46.9
259	35.0	316	239	373	170	430	44.3
260	35.8	317	686	374	364	431	23.3
261	36.5	318	360	375	376	432	47.0
262	37.5	319	176	376	554	433	173
263	38.2	320	114	377	718	434	69.6
264	38.0	321	125	378	881	435	24.6
265	38.8	322	279	379	278	436	11.2
266	39.9	323	873	380	92.4	437	7.68
267	40.4	324	443	381	135	438	9.09
268	42.3	325	192	382	148	439	5.13
269	44.6	326	121	383	266	440	12.5
270	44.3	327	147	384	298	441	47.8
271	45.7	328	221	385	440	442	23.2
272	49.9	329	838	386	345	443	14.7
273	49.1	330	782	387	762	444	7.59
274	48.1	331	285	388	591	445	3.96

λ (nm)	$10^{20} \sigma$ (cm ²)	λ (nm)	$10^{20} \sigma$ (cm ²)	λ (nm)	$10^{20} \sigma$ (cm ²)	λ (nm)	$10^{20} \sigma$ (cm ²)
275	54.8	332	155	389	173	446	46.8
276	58.3	333	147	390	71.4	447	55.2
277	52.5	334	208	391	123	448	18.4
278	54.3	335	355	392	109	449	7.17
279	67.4	336	1090	393	203	450	6.96
280	67.2	337	782	394	270	451	4.50
281	58.3	338	266	395	285	452	1.66
282	65.4	339	155	396	275	453	3.57
283	82.4	340	167	397	370	454	0.907
284	77.6	341	250	398	653	455	13.3
285	67.2	342	414	399	225	456	9.70
286	77.7	343	925	400	70.1	457	4.76
287	100	344	1090	401	45.6	458	4.25
288	93.7	345	388	402	96.9	459	3.98
289	79.4	346	176	403	56.3	460	1.84
290	90.5	347	161	404	196	461	17.1
291	127	348	258	405	194	462	17.9
292	116	349	320	406	185	463	11.8
293	90.9	350	581	407	160	464	10.0
294	94.1	351	1100	408	158	465	4.01
295	147	352	993	409	493	466	1.40
296	172	353	330	410	210	467	2.53
297	122	354	164	411	71.6	468	10.1
298	92.0	355	190	412	34.0	469	15.0
299	106	356	276	413	46.8	470	7.69
300	226	357	343	414	44.6	471	6.14
301	222	358	597	415	30.0	472	3.18
302	143	359	830	416	164		
303	94.3	360	1210	417	100		

Note:
Wahner et al.²²

Table 4F-7. Absorption Cross Sections of OCIO at the a(21) to a(3) Band Peaks at Temperatures in the Range 213–293 K

Band peak	λ (nm)	$10^{20} \sigma$ (cm ²)	λ (nm)	$10^{20} \sigma$ (cm ²)	λ (nm)	$10^{20} \sigma$ (cm ²)	λ (nm)	$10^{20} \sigma$ (cm ²)	λ (nm)	$10^{20} \sigma$ (cm ²)
	T = 213 K		T = 233 K		T = 253 K		T = 273 K		T = 293 K	
a(21)									292.05	79.32
a(20)									295.79	107.60
a(19)									300.96	171.03
a(18)									306.12	273.85
a(17)									311.58	391.16
a(16)									316.86	528.84
a(15)	322.96	846.62	322.96	812.45	323.02	786.75	323.02	756.88	323.02	707.16
a(14)	329.49	1054.25	329.49	1011.91	329.55	984.42	329.55	945.36	329.55	892.88
a(13)	336.41	1224.61	336.41	1181.30	336.41	1148.79	336.48	1098.73	336.48	1044.48
a(12)	343.77	1313.77	343.77	1269.99	343.77	1243.47	343.77	1189.35	343.77	1134.36
a(11)	351.53	1328.23	351.53	1289.25	351.53	1265.01	351.53	1212.13	351.53	1164.23
a(10)	359.73	1280.34	359.73	1243.39	359.73	1220.29	359.73	1171.14	359.73	1127.62
a(9)	368.39	1187.04	368.39	1153.33	368.39	1128.23	368.39	1083.63	368.47	1045.41
a(8)	377.56	1048.31	377.56	1019.56	377.56	992.21	377.56	951.69	377.65	916.95
a(7)	387.29	869.95	387.29	849.00	387.29	818.37	387.29	783.53	387.38	750.49

a(6)	397.90	696.60	397.99	683.65	397.90	661.61	397.99	643.31	397.99	619.46
a(5)	408.82	523.40	408.82	518.32	408.82	488.85	408.92	473.08	408.92	452.82
a(4)	420.56	350.83	420.45	350.30	420.45	319.18	420.45	317.13	420.45	301.27
a(3)	432.88	220.71	432.99	197.98	432.99	174.81	432.99	194.21	432.99	189.51

Note: 292–317 nm: Bogumil et al.⁶

323–433 nm: Kromminga et al.¹⁶

Table 4F-8. Absorption Cross Sections of OCIO at the Band Peaks

λ (nm)	$10^{20} \sigma$ (cm ²)		
	204 K	296 K	378 K
475.53		13	
461.15	17	17	16
446.41	94	69	57
432.81	220	166	134
420.58	393	304	250
408.83	578	479	378
397.76	821	670	547
387.37	1046	844	698
377.44	1212	992	808
368.30	1365	1136	920
359.73	1454	1219	984
351.30	1531	1275	989
343.44	1507	1230	938
336.08	1441	1139	864
329.22	1243	974	746
322.78	1009	791	628
317.21	771	618	516
311.53	542	435	390
305.99	393	312	291
300.87	256	219	216
296.42	190	160	167
291.77	138	114	130
287.80	105	86	105
283.51	089	72	90
279.64	073	60	79
275.74	059	46	
272.93	053	33	

Note:

Wahner et al.²²

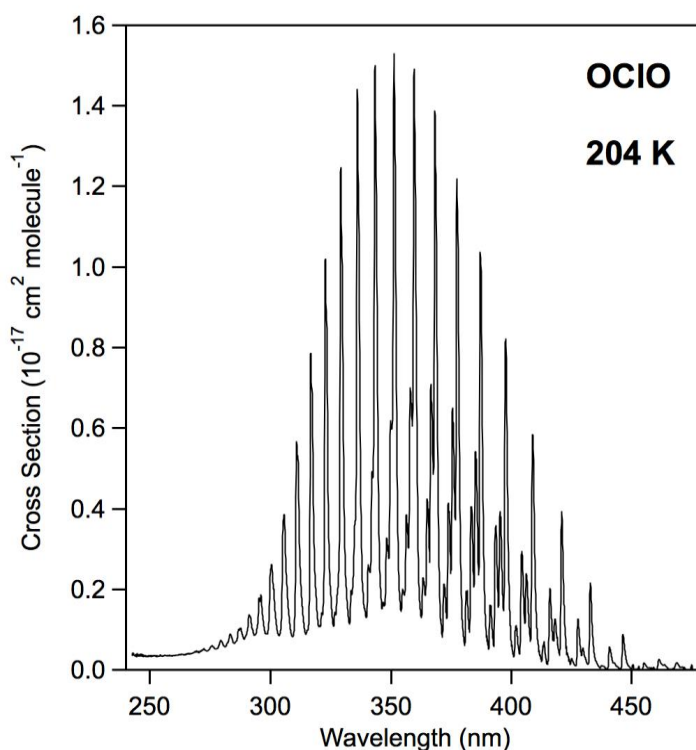


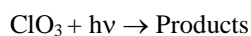
Figure 4F-2. Absorption Spectrum of OCIO at 204 K

- (1) Basco, N.; Dogra, S. K. Reactions of halogen oxides studied by flash photolysis. I. The flash photolysis of chlorine dioxide. *Proc. Roy. Soc. Lond. A.* **1971**, *323*, 29-68.
- (2) Basco, N.; Morse, R. D. Reactions of halogen oxides studied by flash photolysis IV. Vacuum ultraviolet kinetic spectroscopy studies on chlorine dioxide. *Proc. Roy. Soc. Lond. A.* **1974**, *336*, 495-505.
- (3) Birks, J. W.; Shoemaker, B.; Leck, T. J.; Borders, R. A.; Hart, L. J. Studies of reactions of importance in the stratosphere. II. Reactions involving chlorine nitrate and chlorine dioxide. *J. Chem. Phys.* **1977**, *66*, 4591-4599.
- (4) Bishenden, E.; Haddock, J.; Donaldson, D. J. Resonance-enhanced multiphoton ionization measurement of $\text{Cl}(^2\text{P}_{3/2})$ and $(^2\text{P}_{1/2})$ produced in the photolysis of OCIO from 355 to 370 nm. *J. Phys. Chem.* **1991**, *95*, 2113-2115.
- (5) Bishenden, E.; Haddock, J.; Donaldson, D. J. Correction. *J. Phys. Chem.* **1992**, *96*, 6513.
- (6) Bogumil, K.; Orphal, J.; Homann, T.; Voigt, S.; Spietz, P.; Fleischmann, O. C.; Vogel, A.; Hartmann, M.; Kromminga, H.; Bovensmann, H.; Frerick, J.; Burrows, J. P. Measurements of molecular absorption spectra with the SCIAMACHY pre-flight model: instrument characterization and reference data for atmospheric remote-sensing in the 230-2380 nm region. *J. Photochem. Photobiol. A: Chem.* **2003**, *157*, 167-184, doi:10.1016/S1010-6030(03)00062-5.
- (7) Clyne, M. A. A.; Coxon, J. A. Kinetic studies of oxy-halogen radical systems. *Proc. Roy. Soc. A* **1968**, *303*, 207-231.
- (8) Colussi, A. J. Formation and decay of $(^3\text{P}_1)\text{O}$ atoms in the laser flash photolysis of chlorine dioxide (OCIO) at 308 nm. *J. Phys. Chem.* **1990**, *94*, 8922-8926.
- (9) Davis, F. H.; Lee, Y. T. Photodissociation dynamics of OCIO. *J. Chem. Phys.* **1996**, *105*, 8142-8163.
- (10) Davis, H. F.; Lee, Y. T. Dynamics and mode specificity in OCIO photodissociation. *J. Phys. Chem.* **1992**, *96*, 5681-5684.
- (11) Delmdahl, R. F.; Ullrich, S.; Gericke, K.-H. Photofragmentation of $\text{OCIO}(\tilde{\text{A}}^2\text{A}_2 \nu_1\nu_2\nu_3) \rightarrow \text{Cl}(^2\text{P}_j) + \text{O}_2$. *J. Phys. Chem. A* **1998**, *102*, 7680-7685.
- (12) Flesch, R.; Rühl, E.; Hottmann, K.; Baumgärtel, H. Photoabsorption and photoionization of chlorine dioxide. *J. Phys. Chem.* **1993**, *97*, 837-844.
- (13) Frost, G. J.; Goss, L. M.; Vaida, V. Measurements of high-resolution ultraviolet-visible absorption cross sections at stratospheric temperatures, 2. Chlorine dioxide. *J. Geophys. Res.* **1996**, *101*, 3879-3884.
- (14) Hubinger, S.; Nee, J. B. Photoabsorption spectrum for OCIO between 125 and 470 nm. *Chem. Phys.* **1994**, *181*, 247-257.

- (15) Knauth, H.-D.; Alberti, H.; Clausen, H. Equilibrium constant of the gas reaction $\text{Cl}_2\text{O} + \text{H}_2\text{O} \rightleftharpoons 2\text{HOCl}$ and the ultraviolet spectrum of HOCl. *J. Phys. Chem.* **1979**, *83*, 1604-1612, doi:10.1021/j100475a010.
- (16) Kromminga, H.; Orphal, J.; Spietz, P.; Voigt, S.; Burrows, J. P. New measurements of OClO absorption cross-sections in the 325-435 nm region and their temperature dependence between 213 and 293 K. *J. Photochem. Photobiol. A: Chem.* **2003**, *157*, 149-160, doi:10.1016/S1010-6030(03)00071-6.
- (17) Lawrence, W. G.; Clemitshaw, K. C.; Apkarian, V. A. On the relevance of OClO photodissociation to the destruction of stratospheric ozone. *J. Geophys. Res.* **1990**, *95*, 18591-18595.
- (18) Marston, G.; Walker, I. C.; Mason, N. J.; Gingell, J. M.; Zhao, H.; Brown, K. L.; Motte-Tollet, F.; Delwiche, J.; Siggel, M. R. F. Photoabsorption and near-threshold electron energy-loss spectroscopy of OClO. *J. Phys. B: At. Mol. Phys.* **1998**, *31*, 3387-3405.
- (19) Martin, H.; Gareis, R. Die kinetik der reaktion von ClO_2 mit NO_2 in der lösungsphase. *Z. Elektrochemie* **1956**, *60*, 959-964.
- (20) Rühl, E.; Jefferson, A.; Vaida, V. Photodissociation of OClO: REMPI study of primary photofragments. *J. Phys. Chem.* **1990**, *94*, 2990-2994.
- (21) Vaida, V.; Solomon, S.; Richard, E. C.; Rühl, E.; Jefferson, A. Photoisomerization of OClO: a possible mechanism for polar ozone depletion. *Nature* **1989**, *342*, 405-408.
- (22) Wahner, A.; Tyndall, G. S.; Ravishankara, A. R. Absorption cross sections for OClO as a function of temperature in the wavelength range 240-480 nm. *J. Phys. Chem.* **1987**, *91*, 2734-2738, doi:10.1021/j100295a018.
- (23) Watson, R. T. Rate constants for reactions of ClO_x of atmospheric interest. *J. Phys. Chem. Ref. Data* **1977**, *6*, 871-917.

F5. ClO_3 (chlorine trioxide)

[Back to Index](#)



(1)

(Recommendation: 06-2, Note: 10-6, Evaluated: 10-6)

Absorption Cross Sections: The JPL-83 to JPL-90 recommendations for the absorption cross sections of the ClO_3 radical, chlorine trioxide, were based on the work of Goodeve and Richardson.² Lopez and Sicre⁵ have, however, since shown that the spectrum reported by Goodeve and Richardson is most likely that of Cl_2O_6 . Thermochemical estimates by Colussi et al.¹ further corroborate this assignment.

Grothe and Willner^{3,4} have reported the UV and IR spectra of ClO_3 trapped in a neon matrix following thermal decomposition of Cl_2O_4 or FOClO_3 . By monitoring the amount of ClO formed as a photolysis product of ClO_3 , they determined the absorption cross sections in the range 250–500 nm. The spectrum has a highly structured absorption band around 320 nm ($\sigma \approx 3 \times 10^{-18} \text{ cm}^2 \text{ molecule}^{-1}$) and a second band around 425 nm ($\sigma \approx 2.5 \times 10^{-18} \text{ cm}^2 \text{ molecule}^{-1}$) as depicted in the review article of Wayne et al.⁶ A broad absorption spectrum between 280 and 450 nm peaking at $\sim 300 \text{ nm}$ ($\sigma \approx 1.8 \times 10^{-17} \text{ cm}^2 \text{ molecule}^{-1}$) was recorded for ClO_3 formed by radiolysis of aqueous solutions of chlorate ions. No recommendation is given for the absorption cross sections of ClO_3 in the gas phase.

Photolysis Quantum Yield and Product Studies: No recommendation.

- (1) Colussi, A. J.; Sander, S. P.; Friedl, R. R. Temperature dependence and mechanism of the reaction between $\text{O}(^3\text{P})$ and chlorine dioxide. *J. Phys. Chem.* **1992**, *96*, 4442-4445.
- (2) Goodeve, C. F.; Richardson, F. D. The absorption spectrum of chlorine trioxide and chlorine hexoxide. *Trans. Faraday. Soc.* **1937**, *33*, 453-457.
- (3) Grothe, H.; Willner, H. Chlortrioxid: spektroskopische eigenschaften, molekülstruktur und photochemisches verhalten. *Angew. Chem.* **1994**, *106*, 1581-1584.
- (4) Grothe, H.; Willner, H., personal communication to Wayne et al. (1995).
- (5) Lopez, M. I.; Sicre, J. E. Physicochemical properties of chlorine oxides. 1. Composition, ultraviolet spectrum, and kinetics of the thermolysis of gaseous dichlorine hexoxide. *J. Phys. Chem.* **1990**, *94*, 3860-3863.
- (6) Wayne, R. P.; Poulet, G.; Biggs, P.; Burrows, J. P.; Cox, R. A.; Crutzen, P. J.; Hayman, G. D.; Jenkin, M. E.; Le Bras, G.; Moorgat, G. K.; Platt, U.; Schindler, R. N. Halogen oxides: Radicals, sources and reservoirs in the laboratory and in the atmosphere. *Atmos. Environ.* **1995**, *29*, 2677-2881.

F6. Cl₂O (dichlorine monoxide)[Back to Index](#)

Cl ₂ O + hv → Cl + ClO	142 kJ mol ⁻¹	844 nm	(1)
→ Cl ₂ + O(³ P)	168 kJ mol ⁻¹	712 nm	(2)
→ Cl ₂ + O(¹ D)	356 kJ mol ⁻¹	335 nm	(3)
→ O + 2Cl	411 kJ mol ⁻¹	291 nm	(4)

(Recommendation: 15-10, Note: 15-10, Evaluated: 15-10)

Absorption Cross Sections: The UV/vis absorption spectrum of dichlorine monoxide, Cl₂O, has been measured at room temperature by Goodeve and Wallace⁴ (230–620 nm), Finkelnburg et al.³ (220–650 nm), Martin and Gareis⁸ (234–331 nm), Lin⁷ (180–640 nm), Molina and Molina⁹ (200–450 nm), Simon et al.¹⁷ (236–320 nm), Smith et al.¹⁸ (190–399 nm), and Papanastasiou et al.¹⁵ (200–500 nm). The earlier data reported by Goodeve and Wallace,⁴ Finkelnburg et al.,³ and Martin and Gareis⁸ deviate substantially from the more recent results and are not considered further in this evaluation. The spectrum measured by Simon et al.¹⁷ was normalized to the data of Lin.⁷ The spectrum measured by Papanastasiou et al. was scaled to a cross section value of 1.96×10^{-18} cm² molecule⁻¹ at 255 nm. The spectrum exhibits three absorption bands in the UV/vis region. An asymmetrical band between ~220–380 nm with the maximum near 255 nm and a shoulder near 290 nm, and two weak bands at ~380–500 nm and ~500–650 nm with maxima near 420 nm and 550 nm, respectively. The absorption cross sections measured by Lin et al.,⁷ Molina and Molina,⁹ Knauth et al.,⁶ Smith et al.,¹⁸ and Papanastasiou et al. are in very good agreement, i.e., to within 10%, for the UV absorption band between 200 and ~350 nm. The values reported by Molina and Molina⁹ and Knauth et al.⁶ are somewhat larger than those reported by Lin,⁷ which are larger than those reported by Smith et al.¹⁸ The discrepancies between the various data sets are larger in the region of the absorption minimum.

The recommended absorption cross sections listed in Table 4F-9 are from Papanastasiou et al. in the region 200–500 nm, which are in good agreement with the Lin cross section data, and the data from Lin⁷ in the region 510–640 nm. An uncertainty factor of 1.1 (2σ) is estimated for the 200–500 nm wavelength range. The estimated uncertainty encompasses the majority of the available experimental data.

Measurements at 298 and 333 K have been carried out by Knauth et al.⁶ (200–500 nm). Johnsson et al.⁵ (210–350 nm) measured the absorption spectrum in Ar matrices and reported a gas-phase absorption cross section at 260 nm. Papanastasiou et al.¹⁵ reported spectra over the temperature range 201–296 K. They parameterized the Cl₂O spectrum temperature dependence as the sum of six Gaussian functions (polynomial fits were also provided). Their parameterization is recommended and the fit expressions and coefficients can be obtained from their paper.

VUV absorption cross sections have been measured by Nee¹² (150–200 nm) and Motte-Tollet et al.¹¹ (128–190 nm).

Photolysis Quantum Yield and Product Studies: Sander and Friedl¹⁶ have measured the quantum yield for production of O atoms to be 0.25 ± 0.05 , using a broadband photolysis source extending from 180 nm to beyond 400 nm. The main photolysis products are Cl and ClO. Using a molecular beam technique, Nelson et al.¹³ found Cl + ClO to be the only primary photodissociation channel at 308 nm, a major channel at 248 nm, and a minor channel at 193 nm. At 248 nm a fraction of the photoproduct ClO underwent spontaneous photodissociation. These authors found evidence that the dissociation to three atoms 2 Cl + O takes place at 193 nm and that some O(¹D) atoms are generated as well. Papanastasiou et al.¹⁵ measured a O(³P) + O(¹D) quantum yield of 0.85 ± 0.15 following 193 nm photolysis of Cl₂O and a O(³P) quantum yield of 0.20 ± 0.03 for 248 nm photolysis. An analysis presented in Papanastasiou et al. of the Feierabend et al.² measured ClO radical yield and its temporal profile following the 248 nm photolysis of Cl₂O yielded a ClO yield of 0.8, a Cl atom yield of 1.2 ± 0.1 , a O + 2Cl channel yield of 0.2, and a O + Cl₂ channel yield of <0.05. Zou et al.²⁰ studied the 193 and 248 nm photolysis of Cl₂O using photofragment translational spectroscopy. They report a O(³P) quantum yield of 0.15 for 248 nm photolysis and that the O + 2Cl channel is a major product at 193 nm.

Nickolaisen et al.¹⁴ reported that broadband photolysis at wavelengths >300 nm results in pressure-dependent ClO quantum yields, which was explained by the rapid intersystem crossing between two metastable states. These states undergo competitive dissociation to ClO + Cl and collisional relaxation to the ground state. Furthermore, these authors detected a transient absorption spectrum, which was assigned to a long-lived metastable triplet state of Cl₂O. However, Moore et al.¹⁰ estimated the lifetime of the metastable excited state to be much shorter. Chichinin¹ and Tanaka et al.¹⁹ found evidence of ground state (²P_{3/2}) and spin-orbit excited (²P_{1/2}) atomic chlorine photoproducts. The implication is that the photodecomposition quantum yield

is less than unity at atmospherically relevant wavelengths in spite of the continuous nature of the absorption spectrum.

Table 4F-9. Absorption Cross Sections of Cl₂O at 298 K

λ (nm)	$10^{20} \sigma$ (cm ²)	λ (nm)	$10^{20} \sigma$ (cm ²)	λ (nm)	$10^{20} \sigma$ (cm ²)
200	69.4	350	1.71	500	0.238
210	24.4	360	0.871	510	0.210
220	9.66	370	0.543	520	0.214
230	28.5	380	0.472	530	0.237
240	100	390	0.597	540	0.256
250	183	400	0.853	550	0.256
260	186	410	1.14	560	0.222
270	145	420	1.31	570	0.203
280	121	430	1.30	580	0.176
290	99.9	440	1.14	590	0.149
300	69.3	450	0.891	600	0.122
310	39.4	460	0.642	610	0.0956
320	19.2	470	0.452	620	0.0688
330	8.52	480	0.329	630	0.0344
340	3.73	490	0.262	640	0.0153

Note:

200–500 nm: Papanastasiou et al.¹⁵, higher resolution data are available from this reference.


510–640 nm: Lin⁷

- (1) Chichinin, A. I. Measurement of Cl(²P_{1/2}) quantum yield for the photodissociation of NOCl, ICl, PCl₃, Cl₂O and COCl₂. *Chem. Phys. Lett.* **1993**, *209*, 459-463.
- (2) Feierabend, K. J.; Papanastasiou, D. K.; Burkholder, J. B. ClO radical yields in the reaction of O(¹D) with Cl₂, HCl, chloromethanes and chlorofluoromethanes. *J. Phys. Chem. A* **2010**, *114*, 12052-12061, doi:10.1021/jp10776lt.
- (3) Finkelnburg, W.; Schumacher, H.-J.; Stieger, G. Das spektrum und der photochemische zerfall des chlormonoxys. *Z. Phys. Chem.* **1931**, *B15*, 127-156.
- (4) Goodeve, C. F.; Wallace, J. I. The absorption spectrum of chlorine monoxide. *Trans. Faraday Soc.* **1930**, *26*, 254-260.
- (5) Johnsson, K.; Engdahl, A.; Nelander, B. The UV and IR spectra of the ClClO molecule. *J. Phys. Chem.* **1995**, *99*, 3965-3968, doi:10.1021/j100012a016.
- (6) Knauth, H.-D.; Alberti, H.; Clausen, H. Equilibrium constant of the gas reaction Cl₂O + H₂O ⇌ 2HOCl and the ultraviolet spectrum of HOCl. *J. Phys. Chem.* **1979**, *83*, 1604-1612, doi:10.1021/j100475a010.
- (7) Lin, C. L. Extinction coefficients of chlorine monoxide and chlorine heptoxide. *J. Chem. Eng. Data* **1976**, *21*, 411-413.
- (8) Martin, H.; Gareis, R. Die kinetik der reaktion von ClO₂ mit NO₂ in der lösungsphase. *Z. Elektrochemie* **1956**, *60*, 959-964.
- (9) Molina, L. T.; Molina, M. J. Ultraviolet spectrum of HOCl. *J. Phys. Chem.* **1978**, *82*, 2410-2414.
- (10) Moore, T. A.; Okumura, M.; Minton, T. K. Photodissociation of Cl₂O at 248 and 308 nm. *J. Chem. Phys.* **1997**, *107*, 3337-3338.
- (11) Motte-Tollet, F.; Ska, M.-P.; Marston, G. M.; Walker, I. C.; Siggel, M. R. F.; Gingell, J. M.; Kaminski, L.; Brown, K.; Mason, N. J. Absolute cross sections for the VUV optical absorption of Cl₂O in the 6.5-9.7 eV energy range. *Chem. Phys. Lett.* **1997**, *275*, 298-306.
- (12) Nee, J. B. Ultraviolet absorption of Cl₂O. *J. Quant. Spectrosc. Radiat. Transfer* **1991**, *46*, 55-58.
- (13) Nelson, C. M.; Moore, T. A.; Okumura, M.; Minton, T. K. Primary and secondary dissociation pathways in the ultraviolet photolysis of Cl₂O. *J. Chem. Phys.* **1994**, *100*, 8055-8064.
- (14) Nickolaisen, S. L.; Miller, C. E.; Sander, S. P.; Hand, M. R.; Williams, I. H.; Francisco, J. S. Pressure dependence and metastable state formation in the photolysis of dichlorine monoxide (Cl₂O). *J. Chem. Phys.* **1996**, *104*, 2857-2868.
- (15) Papanastasiou, D. K.; Feierabend, K. J.; Burkholder, J. B. Cl₂O photochemistry: Ultraviolet/vis absorption spectrum temperature dependence and O(³P) quantum yield at 193 and 248 nm. *J. Chem. Phys.* **2011**, *134*, 204310, doi:10.1063/1.3592662.
- (16) Sander, S. P.; Friedl, R. R. Kinetics and product studies of the reaction ClO + BrO using flash photolysis-ultraviolet absorption. *J. Phys. Chem.* **1989**, *93*, 4764-4771.

- (17) Simon, F. G.; Schneider, W.; Moortgat, G. K.; Burrows, J. P. A study of the ClO absorption cross-section between 240 and 310 nm and the kinetics of the self-reaction at 300 K. *J. Photochem. Photobiol. A: Chem.* **1990**, *55*, 1-23.
- (18) Smith, G. D.; Tablas, F. M. G.; Molina, L. T.; Molina, M. J. Measurement of relative product yields from the photolysis of dichlorine monoxide (Cl₂O). *J. Phys. Chem. A* **2001**, *105*, 8658-8664, doi:10.1021/jp0100957.
- (19) Tanaka, Y.; Kawasaki, M.; Matsumi, Y.; Fujiwara, H.; Ishiwata, T.; Rogers, L. J.; Dixon, R. N.; Ashfold, M. N. R. The ultraviolet photodissociation of Cl₂O at 235 nm and of HOCl at 235 and 266 nm. *J. Chem. Phys.* **1998**, *109*, 1315-1325.
- (20) Zou, P.; Shu, J.; North, S. W. The three-body dissociation dynamics of Cl₂O at 248 and 193 nm. *J. Photochem. and Photobiol. A: Chem.* **2010**, *209*, 56-60, doi:10.1016/j.jphotochem.2009.10.009.

F7. ClOOCl (chlorine peroxide, dichlorine dioxide)

[Back to Index](#)



(Recommendation: 15-10, Note: 15-10, Evaluated: 15-10)

Absorption Cross Sections: The gas-phase UV absorption spectrum of ClOOCl is continuous with a maximum near 245 nm, a minimum near 218 nm, and a weak diffuse shoulder in the wavelength region 280–300 nm. There are a number of studies that have reported UV absorption data for ClOOCl over a range of wavelengths or at specific wavelengths. Table 4F-10 summarizes the currently available studies. The ClOOCl UV absorption spectra reported by Basco and Hunt¹ and Molina and Molina¹⁸ have been shown to contain systematic errors and are not considered further in this evaluation. In laboratory studies, ClOOCl has been produced in the gas-phase at low temperature as a product of the termolecular ClO radical self-reaction, ClO + ClO + M. Studies, to date, indicate that only one stable isomer of Cl₂O₂ is produced in the ClO self-reaction and that this species is chlorine peroxide, ClOOCl, rather than ClOCIO or ClCIO₂. Using sub-millimeter wave spectroscopy, Birk et al.² have further established the structure of the reaction product to be ClOOCl. This is in general agreement with the quantum mechanical calculations of McGrath et al.,^{15,16} Jensen and Odersheide,¹⁰ and Stanton et al.,²⁷ although the theoretical study by Matus et al.¹⁴ found the ClCIO₂ isomer to be more stable than ClOOCl by 3.1 kcal mol⁻¹ at 298 K.

Table 4F-10. Summary of ClOOCl UV Absorption Spectrum Studies

Study	Year	Temperature (K)	λ (nm)	$10^{20} \sigma(\lambda)$ (cm ²)
Cox and Hayman ⁶	1988	200–300	220–360	640 ± 60*
Permien et al. ²²	1988	235	211–290	– ^{\$}
Burkholder et al. ⁴	1990	205–250	212–410	650 +80/-50*
DeMore and Tschuikow-Roux ⁷	1990	206	190–400	680 ± 80*
Vogt and Schindler ³⁰	1990	230	204–350	– ^{\$}
Huder and DeMore ⁹	1995	195	200–310	– ^{\$.@}
Bloss et al. ³	2001	183–245	210	294 ± 86
McKeachie et al. ¹⁷	2004	223	235–400	– ^{\$}
Pope et al. ²⁵	2008	193	226–355	– ^{\$}
von Hobe et al. ³¹	2009	10	220–400	– ^{\$.#}
Chen et al. ⁵	2009	200	308	49.0 ± 2.3 ^{&}
		250	308	50.9 ± 2.6
		200	351	11.2 ± 0.5
		250	351	12.6 ± 0.6
Lien et al. ¹³	2009	160	248.4	890 ± 43 ^{&}
		200	248.4	885 ± 42
		260	248.4	873 ± 39
Wilmouth et al. ³²	2009	240 ± 10	248	660 ± 100 ^{&&}
			308	39.3 ± 4.9
			352	8.6 ± 1.2
Papanastasiou et al. ²¹	2009	200 - 228	200–420	760 +80/-50*

Study	Year	Temperature (K)	λ (nm)	$10^{20} \sigma(\lambda)$ (cm ²)
Jin et al. ¹¹	2010	200	330	$23.1 \pm 1.1^{\&}$
		250	330	24.7 ± 1.2
Young et al. ³⁴	2014	197	200–350 509–536	^{§, @}

* Absorption cross section values at the peak of the spectrum, ~245 nm. Cross section data also given over the reported range of wavelengths. [§] Reported ClOOCl absorption spectrum without absolute cross section determination. [#] Solid-phase ClOOCl absorption spectrum measured in a Ne matrix. [@] ClOOCl absorption spectrum at wavelengths reported at >310 obtained using a log-linear extrapolation. [&] ClOOCl cross section obtained assuming a unit photolysis quantum yield. ^{&&} Product of absorption cross section and Cl-atom-producing channel: $\sigma \times \varphi_{\text{Cl}}$.

Cox and Hayman,⁶ Burkholder et al.,⁴ DeMore and Tschuikow-Roux,⁷ Bloss et al.,³ and Papanastasiou et al.²¹ report absolute ClOOCl cross section, $\sigma(\lambda)$, values over a substantial range of wavelengths. The studies of Permien et al.,²² Vogt and Schindler,³⁰ Huder and DeMore,⁹ McKeachie et al.,¹⁷ and Pope et al.²⁵ report absorption spectra normalized to 245 nm. von Hobe et al.³¹ report a solid-phase ClOOCl UV absorption spectrum measured in a Ne matrix at ~10 K with reported cross sections obtained by normalization using the 245 nm cross section recommended in JPL 06-2²⁶ for the gas-phase spectrum.

Discrepancies in the wavelength dependence of the ClOOCl absorption spectrum at wavelengths >300 nm, the region that is most critical for atmospheric photolysis rate calculations, exist and most likely originate from uncertainties in corrections for spectral interferences by reactant precursors (O₃, Cl₂O, and Cl₂) and impurities (OCIO, Cl₂, and Cl₂O₃) formed in the ClOOCl source chemistry. Near the peak, the reported spectra are in reasonable agreement. The studies of Cox and Hayman, Burkholder et al., DeMore and Tschuikow-Roux, Vogt and Schindler, and McKeachie et al. show systematic deviations that are possibly consistent with spectral interference due to minor absorption by Cl₂O and, in the cases of Cox and Hayman, Burkholder et al., and McKeachie et al., possibly Cl₂O₃. At $\lambda > 300$ nm, the ClOOCl spectrum is weaker and more sensitive to spectral interferences from impurities, in particular Cl₂. The studies of Burkholder et al. and DeMore and Tschuikow-Roux are the only pre-2007 gas-phase studies that report cross section data at $\lambda > 360$ nm. Pope et al. developed a method to isolate bulk samples of ClOOCl in which ClOOCl is produced in the gas-phase and condensed at low temperatures. Pope et al. measured gas-phase UV spectra that are due mostly to Cl₂ and ClOOCl absorption following the warming of the condensate. The spectra were analyzed using a Gaussian fitting procedure and they report a ClOOCl absorption spectrum that decreases rapidly at $\lambda > 320$ nm with a cross section at 350 nm that is a factor of 6 lower than recommended in JPL-2006. The von Hobe et al. matrix study used the Pope et al. method to prepare their ClOOCl samples and Raman spectroscopy to evaluate the spectral contribution from Cl₂ impurities. They report a ClOOCl spectrum with significant absorption at wavelengths out to 400 nm. von Hobe et al. suggest that Pope et al. mistakenly attributed a long-wavelength ClOOCl spectral feature to Cl₂ impurity.

The study of Papanastasiou et al.,²¹ which is in generally good agreement with the earlier studies, was carried out using diode array spectroscopy and laser photolysis to generate ClO radicals. The spectral analysis utilized reaction stoichiometry and three observed isosbestic points to account for chemical species, including Cl₂, which appear to represent an interference to a greater or lesser degree in all pre-2009 studies. The isosbestic point observed at 408.5 nm shows that ClOOCl absorbs measurably at wavelengths longer than 350 nm.

The study of Young et al.,³⁴ which was normalized to the cross section measured by Papanastasiou et al. at 245 nm, is in essentially perfect agreement with the latter from 200 nm to 310 nm and diverges from it somewhat at longer wavelengths. Young et al. prepared and purified ClOOCl using the methods described by Pope et al.²⁵ and extended the wavelength range into the visible, where their stated errors are relatively small. Young et al. corrected for Cl₂ absorption by using its structured visible absorption spectrum, which they recently reported.³⁵

Lower limits to the absolute cross sections have been measured recently at specific wavelengths by a new experimental method involving pulsed laser photolysis of ClOOCl in a molecular beam combined with mass spectrometric detection to determine $\sigma(\lambda)\Phi(\lambda)$, where $\Phi(\lambda)$ is the ClOOCl photolysis quantum yield (see Chen et al.⁵). This new method is not sensitive to spectral interference from Cl₂. It yields the lower-limit for the ClOOCl cross sections, assuming $\Phi(\lambda) = 1$, which is thought to be a good assumption. Measurements by Chen et al.⁵, Lien et al.,¹³ and Jin et al.¹¹ are slightly higher than, but in good agreement with, the data of

Papanastasiou et al.²¹ Measurements over limited temperature ranges indicate that the cross sections are only weakly dependent on temperature.

Wilmouth et al.³² used flow-tube and atomic resonance fluorescence techniques to measure Cl-atom production when ClOOCl is photolyzed at 248, 308, and 352 nm. By scaling their signals to the known Cl-atom yield in the photolysis of Cl₂ or the literature cross section at the peak of the ClOOCl absorption spectrum, they obtained the product of the ClOOCl absorption cross section and the quantum yield for the Cl-atom production channel, $\sigma(\lambda)\phi_{\text{Cl}}(\lambda)$, at the three wavelengths. It is noteworthy that the Cl₂ concentration was monitored in situ using fluorescence excited by the resonance lamp, and appropriate corrections to the Cl-atom yields were made. By assuming $\phi_{\text{Cl}}(\lambda) = 1$, they obtain the lower limit to the absorption cross section. Analyzed in this way, their lower limit cross sections at the three wavelengths are a little lower than the cross sections reported by Papanastasiou et al.,²¹ although the agreement is better when quantum yields (see below) are considered.

The recommended ClOOCl absorption cross sections are based on the measurements of Papanastasiou et al.²¹ (which were corrected on the basis of the isosbestic analysis), Wilmouth et al.³² (which were corrected on the basis of in situ monitoring of Cl₂), and Chen et al.,⁵ Lien et al.,¹³ and Jin et al.¹¹ (which are not susceptible to interfering species), and Young et al.³⁵ (which were normalized to the 245 nm value of Papanastasiou et al.²¹). The data of Papanastasiou et al.²¹ and Wilmouth et al.³² tend to be a little higher than the previous measurements, but somewhat lower than the measurements of Chen et al.,⁵ Lien et al.,¹³ and Jin et al.¹¹ Bloss et al.³ measured a value for $\sigma(210 \text{ nm})$ in a pulsed photolysis ClO + ClO + M kinetics study over the temperature range 183–245 K that is similar to the current recommendation. The recommended values (taken from Papanastasiou et al.²¹ for 200–310 nm and Young et al.³⁴ for 510–535 nm) for the temperature range 190–250 K are listed in Table 4F-11. Near 310 nm, the measurements of Papanastasiou et al. (including an isosbestic point), Wilmouth et al., Chen et al., and Young et al. are in very good agreement; for $\lambda > 310 \text{ nm}$, the data of Young et al. begins to diverge from the others and the relative errors grow larger. A log-linear interpolation from 310 to 510 nm gives a good representation of all of the data, including the isosbestic point at 408.5 nm. Data at $310 < \lambda < 510 \text{ nm}$ can be estimated from the formula $\sigma(\lambda) = 4.05 \times 10^{-19} \times \exp[-0.0357 \times (\lambda - 310)]$, where λ is in nm and σ is in units of $\text{cm}^2 \text{ molecule}^{-1}$.

Cross Section Uncertainties: The estimated uncertainty factor is 1.35 over the entire wavelength range from 200 to 535 nm.

Photolysis Quantum Yields and Product Studies: Molina et al.¹⁹ reported a quantum yield, Φ , of approximately unity (1.03 ± 0.12) for the Cl + ClOO pathway from a flash photolysis study at 308 nm, in which the yield of Cl atoms was measured using time-resolved atomic resonance fluorescence. These results are in agreement with the steady-state photolysis study of Cox and Hayman.⁶ Plenge et al.²⁴ measured the primary products from ClOOCl photolysis at 250 and 308 nm using photoionization mass spectrometry. At both wavelengths 2Cl + O₂ was observed as the exclusive product channel corresponding to a primary Cl quantum yield near unity at 250 nm ($\Phi_{\text{Cl}} \geq 0.98$) and at 308 nm ($\Phi_{\text{Cl}} \geq 0.90$). At both photolysis wavelengths the pathway leading to ClO was not observed corresponding to $\Phi_{\text{ClO}} \leq 0.02$ at 250 nm and $\Phi_{\text{ClO}} \leq 0.10$ at 308 nm.

In a molecular beam/flash-photolysis study Moore et al.²⁰ used photofragment translational spectroscopy to measure the relative Cl:ClO product yields from which they derived branching ratios for both photolysis channels ClOO + Cl and ClO + ClO. At 248 nm, they obtained 0.88 ± 0.07 and 0.12 ± 0.07 respectively, and at 308 nm, 0.90 ± 0.1 and 0.10 ± 0.01 . Huang et al.⁸ also used photofragment translational spectroscopy to re-measure the branching ratios reported by Moore et al. The new results confirm and extend those of Moore et al. Huang et al. identified three product channels: (a) 2 Cl + O₂, (b) 2 ClO, and (c) ClO + Cl + O. The branching ratios among these product channels are 0.82, 0.08, and 0.10 at 248.4 nm, and 0.81, 0.19, and 0.00 at 308.4 nm. These results suggest that the branching ratio of channel-a is only weakly dependent on λ and that of channel-c arises from fragmentation of highly excited ClO radicals; at longer wavelengths, there is not enough available energy to break the bond.

Recommendations: Quantum yield of channel-a $\Phi_a = 0.8 (\pm 0.1)$ at all λ ; $\Phi_b + \Phi_c = 0.2 (\pm 0.1)$ at all λ ; $\Phi_c = 0.0 (\pm 0.1)$ at $\lambda > 300 \text{ nm}$. Additional determinations of photolysis quantum yields and product branching ratios at wavelengths longer than 300 nm would be desirable.

Theoretical Studies: Toniolo et al.,²⁹ Peterson and Francisco,²³ and Matus et al.¹⁴ report theoretical calculations for the electronic transitions of the ClOOCl UV absorption spectrum that include transitions to excited singlet and triplet states. Peterson and Francisco report that the strongest triplet transition is dissociative to Cl + ClOO, centered near 385 nm, and is three orders of magnitude weaker than the strongest

singlet transition at shorter wavelengths. Kaledin and Morokuma¹² studied the ClOOCl photodissociation dynamics and predict the synchronous and sequential formation of 2 Cl + O₂ at 308 nm, and three possible fragmentation routes at 248 nm: 2Cl + O₂, Cl + O(³P) + ClO, and 2 Cl + 2O(³P). Similar theoretical calculations performed by Toniolo et al.²⁸ for excitation at 264, 325, and 406 nm found that 2Cl + O₂ was produced at all wavelengths with only a small yield of 2 ClO at the shortest wavelength.

Table 4F-11. Recommended Absorption Cross Sections of ClOOCl

λ (nm)	$10^{20} \sigma$ (cm ²)	λ (nm)	$10^{20} \sigma$ (cm ²)	λ (nm)	$10^{20} \sigma$ (cm ²)
200	423	256	549	510	0.0321
202	395	258	495	515	0.0277
204	362	260	445	520	0.0212
206	331	262	400	525	0.0161
208	303	264	360	530	0.0119
210	277	266	325	535	0.0082
212	255	268	294		
214	238	270	268		
216	228	272	246		
218	225	274	225		
220	232	276	206		
222	249	278	189		
224	277	280	173		
226	316	282	158		
228	366	284	144		
230	424	286	131		
232	488	288	119		
234	555	290	108		
236	618	292	98.2		
238	674	294	88.9		
240	719	296	80.5		
242	747	298	72.9		
244	758	300	66.1		
246	753	302	59.9		
248	732	304	54.4		
250	697	306	49.7		
252	651	308	45.4		
254	601	310	41.6		

Note:

200–310 nm : Papanastasiou et al.²¹

Region between 310 and 510 nm: $4.05 \times 10^{-19} \times \exp[-0.0357 \times (\lambda - 310)]$, where λ is in nm

510–535 nm: Young et al.³⁴

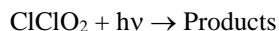
- (1) Basco, N.; Hunt, J. E. Mutual combination of ClO radicals. *Int. J. Chem. Kinet.* **1979**, *11*, 649-664.
- (2) Birk, M.; Friedl, R. R.; Cohen, E. A.; Pickett, H. M.; Sander, S. P. The rotational spectrum and structure of chlorine peroxide. *J. Chem. Phys.* **1989**, *91*, 6588-6597.
- (3) Bloss, W. J.; Nickolaisen, S. L.; Salawitch, R. J.; Friedl, R. R.; Sander, S. P. Kinetics of the ClO self-reaction and 210 nm absorption cross section of the ClO dimer. *J. Phys. Chem. A* **2001**, *105*, 11226-11239, doi:10.1021/jp012429y.
- (4) Burkholder, J. B.; Orlando, J. J.; Howard, C. J. Ultraviolet absorption cross sections of Cl₂O₂ between 210 and 410 nm. *J. Phys. Chem.* **1990**, *94*, 687-695.
- (5) Chen, H.-Y., C-Y Lien, W-Y Lin, Y.T. Lee, and J.J. Lin UV absorption cross sections of ClOOCl are consistent with ozone degradation models. *Science* **2009**, *324*, 781-784, doi:10.1126/science.1171305.

- (6) Cox, R. A.; Hayman, G. D. The stability and photochemistry of dimers of the ClO radical and implications for Antarctic ozone depletion. *Nature* **1988**, *332*, 796-800.
- (7) DeMore, W. B.; Tschuikow-Roux, E. Ultraviolet spectrum and chemical reactivity of the ClO dimer. *J. Phys. Chem.* **1990**, *94*, 5856-5860.
- (8) Huang, W.-T.; Chen, A. F.; Chen, I.-C.; Tsai, C.-H.; Lin, J. J.-M. Photodissociation dynamics of ClOOCl at 248.4 and 308.4 nm. *Phys. Chem. Chem. Phys.* **2011**, 8195-8203, doi:10.1039/c0cp02453h.
- (9) Huder, K. J.; DeMore, W. B. Absorption cross sections of the ClO dimer. *J. Phys. Chem.* **1995**, *99*, 3905-3908.
- (10) Jensen, F.; Oddershede, J. Structure and spectra of ClO dimers. *J. Phys. Chem.* **1990**, *94*, 2235-2237.
- (11) Jin, B.; Chen, I.-C.; Huang, W.-T.; Lien, C.-Y.; Guchhait, N.; Lin, J. J. Photodissociation cross section of ClOOCl at 330 nm. *J. Phys. Chem. A* **2010**, *114*, 4791-4797.
- (12) Kaledin, A. L.; Morokuma, K. An *ab initio* direct-trajectory study of the photodissociation of ClOOCl. *J. Chem. Phys.* **2000**, *113*, 5750-5762.
- (13) Lien, C.-Y.; Lin, W.-Y.; Chen, H.-Y.; Huang, W.-T.; Jin, B.; Chen, I.-C.; Lin, J. J. Photodissociation cross sections of ClOOCl at 248.4 and 266 nm. *J. Chem. Phys.* **2009**, *131*, 174301, doi:10.1063/1.3257682.
- (14) Matus, M. H.; Nguyen, M. T.; Dixon, D. A.; Peterson, K. A.; Francisco, J. S. ClClO₂ is the most stable isomer of Cl₂O₂. Accurate coupled cluster energetics and electronic spectra of Cl₂O₂ isomers. *J. Phys. Chem. A* **2008**, *112*, 9623-9627, doi:10.1021/jp806220r.
- (15) McGrath, M. P.; Clemitshaw, K. C.; Rowland, F. S.; Hehre, W. J. Thermochemical stabilities and vibrational spectra of isomers of the chlorine oxide dimer. *Geophys. Res. Lett.* **1988**, *15*, 883-886.
- (16) McGrath, M. P.; Clemitshaw, K. C.; Rowland, F. S.; Hehre, W. J. Structures, relative stabilities and vibrational spectra of isomers of Cl₂O₂: The role of the chlorine oxide dimer in Antarctic ozone depleting mechanisms. *J. Phys. Chem.* **1990**, *94*, 6126-6132.
- (17) McKeachie, J. R.; Appel, M. F.; Kirchner, U.; Schindler, R. N.; Benter, T. Observation of a heterogeneous source of OClO from the reaction of ClO radicals on ice. *J. Phys. Chem. B* **2004**, *108*, 16786-16797, doi:10.1021/jp049314p.
- (18) Molina, L. T.; Molina, M. J. Production of Cl₂O₂ from the self-reaction of the ClO radical. *J. Phys. Chem.* **1987**, *91*, 433-436, doi:10.1021/j100286a035.
- (19) Molina, M. J.; Colussi, A. J.; Molina, L. T.; Schindler, R. N.; Tso, T. L. Quantum yield of chlorine-atom formation in the photodissociation of chlorine peroxide (ClOOCl) at 308 nm. *Chem. Phys. Lett.* **1990**, *173*, 310-315.
- (20) Moore, T. A.; Okumura, M.; Seale, J. W.; Minton, T. K. UV photolysis of ClOOCl. *J. Phys. Chem. A* **1999**, *103*, 1692-1695.
- (21) Papanastasiou, D. K.; Papadimitriou, V. C.; Fahey, D. W.; Burkholder, J. B. UV absorption spectrum of the ClO dimer (Cl₂O₂) between 200 and 420 nm. *J. Phys. Chem. A* **2009**, *113*, 13711-13726, doi:10.1021/jp9065345.
- (22) Permien, T.; Vogt, R.; Schindler, R. N. Mechanisms of gas phase-liquid phase chemical transformations. In *Air Pollution Report #17*; Cox, R. A., Ed.; Environmental Research Program of the CEC: Brussels, 1988.
- (23) Peterson, K. A.; Francisco, J. S. Does chlorine peroxide absorb below 250 nm? *J. Chem. Phys.* **2004**, *121*, 2611-2616, doi:10.1063/1.1766012.
- (24) Plenge, J.; Flesch, R.; Kühl, S.; Vogel, B.; Müller, R.; Stroh, F.; Rühl, E. Ultraviolet photolysis of the ClO dimer. *J. Phys. Chem. A* **2004**, *108*, 4859-4863, doi:10.1021/jp049690+.
- (25) Pope, F. D.; Hansen, J. C.; Bayes, K. D.; Friedl, R. R.; Sander, S. P. Ultraviolet absorption spectrum of chlorine peroxide, ClOOCl. *J. Phys. Chem. A* **2007**, *111*, 4322-4332, doi:10.1021/jp067660w.
- (26) Sander, S. P.; Finlayson-Pitts, B. J.; Friedl, R. R.; Golden, D. M.; Huie, R. E.; Keller-Rudek, H.; Kolb, C. E.; Kurylo, M. J.; Molina, M. J.; Moortgat, G. K.; Orkin, V. L.; Ravishankara, A. R.; Wine, P. H. Chemical Kinetics and Photochemical Data for Use in Atmospheric Studies, Evaluation Number 15, Jet Propulsion Laboratory Pasadena, JPL Publication 06-2, 2006, <http://jpldataeval.jpl.nasa.gov>.
- (27) Stanton, J. F.; Rittby, C. M. L.; Bartlett, R. J.; Toohey, D. W. Low-lying isomers of the chlorine oxide dimer: A theoretical study. *J. Phys. Chem.* **1991**, *95*, 2107-2110.
- (28) Toniolo, A.; Granucci, G.; Inglese, S.; Persico, M. Theoretical study of the photodissociation dynamics of ClOOCl. *Phys. Chem. Chem. Phys.* **2001**, *3*, 4266-4279, doi:10.1039/b104044h.
- (29) Toniolo, A.; Persico, M.; Pitea, D. Theoretical photoabsorption spectra of ClOOCl and Cl₂O. *J. Phys. Chem. A* **2000**, *104*, 7278-7283, doi:10.1021/jp001142i.
- (30) Vogt, R.; Schindler, R. N. Air Pollution Report 34, 1990; pp 167-171.
- (31) von Hobe, M.; Stroh, F.; Beckers, H.; Benter, T.; Willner, H. The UV/Vis absorption spectrum of matrix-isolated dichlorine peroxide, ClOOCl. *Phys. Chem. Chem. Phys.* **2009**, *11*, 1571-1580, doi:10.1039/b814373k.

- (32) Wilmouth, D. M.; Hanisco, T.; Stimpfle, R. M.; Anderson, J. G. Chlorine-catalyzed ozone destruction: Cl atom production from ClOOCl photolysis. *J. Phys. Chem. A* **2009**, 14099-14108, doi:10.1021/jp9053204.
- (33) Wilmouth, D. M.; Hanisco, T. F.; Donahue, N. M.; Anderson, J. G. Fourier transform ultraviolet spectroscopy of the $A^2\Pi_{3/2} \leftarrow X^2\Pi_{3/2}$ transition of BrO. *J. Phys. Chem. A* **1999**, 103, 8935-8945.
- (34) Young, I. A. K.; Jones, R. L.; Pope, F. D. The UV and visible spectra of chlorine peroxide: Constraining the atmospheric photolysis rate. *Geophys. Res. Lett.* **2014**, 41, 1781-1788, doi:10.1002/2013GL058626.
- (35) Young, I. A. K.; Murray, C.; Blaum, C. M.; Cox, R. A.; Jones, R. L.; Pope, F. D. Temperature dependent structured absorption spectra of molecular chlorine. *Phys. Chem. Chem. Phys.* **2011**, 13, 15318-15325, doi:10.1039/c1cp21337g.

F8. ClClO₂ (chloryl chloride)

[Back to Index](#)



(1)

(Recommendation: 06-2, Note: 10-6, Evaluated: 10-6)

Absorption Cross Sections: The UV absorption spectrum of chloryl chloride, ClClO₂, has been measured in the gas-phase at room temperature and in a noble gas matrix at low temperature by Müller and Willner² (220–390 nm). In another study from the same group, Jacobs et al.¹ (180–390 nm) re-investigated the spectrum. The spectrum has two overlapping absorption bands with maxima at 226 nm ($\sigma = 1.38 \times 10^{-17} \text{ cm}^2 \text{ molecule}^{-1}$) and 296 nm ($\sigma = 1.51 \times 10^{-17} \text{ cm}^2 \text{ molecule}^{-1}$). The recommended absorption cross sections in Table 4F-12 are taken from Müller and Willner.²

Photolysis Quantum Yield and Product Studies: Photolysis of matrix isolated ClClO₂ suggests that it absorbs in the visible between 500 and 800 nm with cross sections estimated to be $<10^{-20} \text{ cm}^2 \text{ molecule}^{-1}$.

Table 4F-12. Recommended Absorption Cross Sections of ClClO₂ at 298 K

λ (nm)	$10^{20} \sigma$ (cm ²)	λ (nm)	$10^{20} \sigma$ (cm ²)	λ (nm)	$10^{20} \sigma$ (cm ²)	λ (nm)	$10^{20} \sigma$ (cm ²)
220	920	265	550	310	1120	355	50
225	1160	270	660	315	870	360	40
230	1270	275	830	320	630	365	40
235	1210	280	1050	325	430	370	30
240	1060	285	1260	330	280	375	30
245	880	290	1430	335	190	380	20
250	720	295	1500	340	120	385	20
255	590	300	1470	345	80	390	20
260	530	305	1330	350	60		

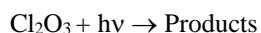
Note:

Müller and Willner²

- (1) Jacobs, J.; Kronberg, M.; Müller, H. S. P.; Willner, H. An experimental study on the photochemistry and vibrational spectroscopy of three isomers of Cl₂O₂ isolated in cryogenic matrices. *J. Am. Chem. Soc.* **1994**, 116, 1106-1114, doi:10.1021/ja00082a038.
- (2) Müller, H. S. P.; Willner, H. Gas phase studies on chloryl chloride, ClClO₂. *Ber. Bunsenges. Phys. Chem.* **1992**, 96, 427-431.

F9. Cl₂O₃ (dichlorine trioxide, chlorine chlorate)

[Back to Index](#)



(1)

(Recommendation: 06-2, Note: 15-10, Evaluated: 15-10)

Absorption Cross Sections: The UV absorption spectrum of Cl₂O₃ (dichlorine trioxide, chlorine sesquioxide, chlorine chlorate) has been measured by Lipscomb et al.⁵ (257.7 nm) at 293 K, Hayman and Cox⁴ (220–335 nm) at 233 K, Burkholder et al.¹ (220–320 nm) in the range 200–260 K, Harwood et al.³ (220–330 nm) at 223 K, and Green et al.² (201–320 nm) at 243 K. The spectrum has a strong band centered near 265 nm and evidence for another band at shorter wavelengths. Overall, the agreement among the various studies in terms of the absolute absorption cross sections and the wavelength dependence of the spectrum is poor. Hayman and Cox³ report the largest peak absorption cross section and Green et al.² report the lowest, ~30% lower.

The spectra from Green et al.² and Burkholder et al.¹ are in reasonable agreement and have significantly lower cross sections in the long wavelength region than reported by Harwood et al.³ and Hayman and Cox.⁴ The recommended absorption cross sections in Table 4F-13 were obtained by averaging the cross section data from Hayman and Cox,⁴ Burkholder et al.,¹ Harwood et al.,³ and Green et al.² Uncertainty factors of 1.5 (2σ) for $\lambda < 300$ nm and 2 (2σ) for $\lambda > 300$ nm are estimated due primarily to the large spread in the available cross section studies.

Photolysis Quantum Yield and Product Studies: Absorption in the UV is expected to lead to unit photodissociation.

Table 4F-13. Recommended Absorption Cross Sections of Cl₂O₃ at 220–260 K

λ (nm)	$10^{20} \sigma$ (cm ²)	λ (nm)	$10^{20} \sigma$ (cm ²)	λ (nm)	$10^{20} \sigma$ (cm ²)
220	1145	255	1443	290	763
225	1113	260	1596	295	566
230	1060	265	1661	300	417
235	1028	270	1614	305	294
240	1044	275	1464	310	212
245	1127	280	1239	315	159
250	1271	285	995	320	132

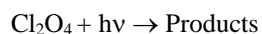
Note:

220–320 nm: mean of the data from Hayman and Cox,⁴ Burkholder et al.,¹ Harwood et al.,³ and Green et al.²

- (1) Burkholder, J. B.; Mauldin, R. L.; Yokelson, R. J.; Solomon, S.; Ravishankara, A. R. Kinetic, thermodynamic, and spectroscopic study of Cl₂O₃. *J. Phys. Chem.* **1993**, *97*, 7597-7605.
- (2) Green, T. J.; Islam, M.; Guest, P.; Hickson, K.; Canosa-Mas, C. E.; Wayne, R. P. A discharge-flow study of Cl₂O₃. *Phys. Chem. Chem. Phys.* **2003**, *5*, 5409-5418, doi:10.1039/b311005b.
- (3) Harwood, M. H.; Rowley, D. M.; Freshwater, R. A.; Cox, R. A.; Jones, R. L. A spectroscopic study of Cl₂O₃. *J. Chem. Soc. Faraday Trans.* **1995**, *91*, 3027-3032.
- (4) Hayman, G. D.; Cox, R. A. UV absorption spectrum and thermochemistry of Cl₂O₃ formed in the photolysis of OClO-containing mixtures at low temperatures. *Chem. Phys. Lett.* **1989**, *155*, 1-7.
- (5) Lipscomb, F. J.; Norrish, R. G. W.; Thrush, B. A. The study of energy transfer by kinetic spectroscopy I. The production of vibrationally excited oxygen. *Proc. Roy. Soc. London A* **1956**, *233*, 455-464.

F10. Cl₂O₄ (dichlorine tetraoxide, chlorine perchlorate)

[Back to Index](#)



(1)

(Recommendation: 06-2, Note: 10-6, Evaluated: 10-6)

Absorption Cross Sections: The UV absorption spectrum of Cl₂O₄ (dichlorine tetraoxide, chlorine perchlorate) has been measured at room temperature by Lopez and Sircé² (200–310 nm) and Green et al.¹ (200–350 nm). The absorption spectrum has a weak band between 303 and 350 nm with a maximum at 327 nm, a stronger band between 212 and 303 nm with a maximum at 233 nm, and a further increase in cross section below 212 nm. The absorption cross sections reported by Lopez and Sircé² and Green et al.,¹ who applied similar methods of preparing Cl₂O₄, are in good agreement in the region ~215–250 nm. Discrepancies in the cross section data are apparent below 215 nm, where the values of Lopez and Sircé² are larger by as much as a factor ~1.7 at 200 nm and at wavelengths >260 nm. The recommended absorption cross sections in Table 4F-14 are from Green et al.,¹ which is thought to be the more accurate measurement.

Photolysis Quantum Yield and Product Studies: No recommendation.

Table 4F-14. Recommended Absorption Cross Sections of Cl₂O₄ at 298 K

λ (nm)	$10^{20} \sigma$ (cm ²)	λ (nm)	$10^{20} \sigma$ (cm ²)	λ (nm)	$10^{20} \sigma$ (cm ²)	λ (nm)	$10^{20} \sigma$ (cm ²)
200	96.81	238	84.94	276	9.95	314	1.35
202	87.88	240	80.97	278	8.38	316	1.49
204	77.84	242	76.05	280	6.98	318	1.62
206	73.24	244	70.95	282	5.76	320	1.74
208	67.51	246	65.17	284	4.70	322	1.83
210	64.62	248	59.53	286	3.79	324	1.91
212	61.79	250	53.84	288	3.03	326	1.96
214	61.74	252	48.55	290	2.40	328	1.98
216	63.46	254	43.30	292	1.89	330	1.96
218	66.58	256	38.52	294	1.50	332	1.92
220	70.82	258	34.33	296	1.21	334	1.85
222	74.95	260	30.28	298	1.01	336	1.75
224	79.70	262	26.63	300	0.88	338	1.63
226	83.84	264	23.55	302	0.83	340	1.50
228	87.21	266	20.58	304	0.83	342	1.36
230	89.19	268	17.97	306	0.88	344	1.23
232	90.06	270	15.81	308	0.97	346	1.11
234	89.67	272	13.62	310	1.08	348	1.02
236	87.86	274	11.77	312	1.21	350	0.98

Note:

Green et al.¹

- (1) Green, T. J.; Islam, M.; Canosa-Mas, C.; Marston, G.; Wayne, R. P. Higher oxides of chlorine: absorption cross-sections of Cl₂O₆ and Cl₂O₄, the decomposition of Cl₂O₆, and the reactions of OClO with O and O₃. *J. Photochem. Photobiol. A: Chem.* **2004**, *162*, 353-370, doi:10.1016/S1010-6030(03)00379-4.
- (2) Lopez, M. I.; Sicre, J. E. Ultraviolet spectrum of chlorine perchlorate. *J. Phys. Chem.* **1988**, *92*, 563-564, doi:10.1021/j100313a062.

F11. Cl₂O₆ (dichlorine hexoxide)[Back to Index](#)Cl₂O₆ + hν → Products

(1)

(Recommendation: 06-2, Note: 10-6, Evaluated: 10-6)

Absorption Cross Sections: The UV/vis absorption spectrum of dichlorine hexoxide, Cl₂O₆, has been measured at room temperature by Lopez and Sicre⁴ (200–386 nm), Jansen et al.³ (268 nm), and Green et al.² (200–450 nm). The spectrum reported by Goodeve and Richardson¹ and attributed to ClO₃ was shown by Lopez and Sicre⁴ to most likely be that of Cl₂O₆. The cross sections measured by Lopez and Sicre⁴ are several times larger than those reported by Goodeve and Richardson¹ but the shape of the spectrum is similar. There is excellent agreement between the data of Lopez and Sicre⁴ and Green et al.² at wavelengths between 210 and 310 nm. At 200 nm the data from Green et al.² are smaller by ~10% than those of Lopez and Sicre.⁴ At longer wavelengths the Green et al.² cross section data are larger with the difference increasing with increasing wavelength up to a factor ~3 at 380 nm. The recommended absorption cross sections in Table 4F-15 are taken from Green et al.²

Photolysis Quantum Yield and Product Studies: No recommendation.

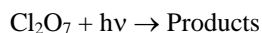
Table 4F-15. Recommended Absorption Cross Sections of Cl₂O₆ at 298 K

λ (nm)	$10^{20} \sigma$ (cm ²)	λ (nm)	$10^{20} \sigma$ (cm ²)	λ (nm)	$10^{20} \sigma$ (cm ²)	λ (nm)	$10^{20} \sigma$ (cm ²)
200	1104	248	1085	296	1173	344	195
202	1135	250	1111	298	1115	346	180
204	1161	252	1142	300	1056	348	167
206	1208	254	1177	302	997	350	153
208	1233	256	1217	304	939	352	141
210	1254	258	1256	306	880	354	130
212	1261	260	1297	308	822	356	121
214	1266	262	1337	310	767	358	111
216	1260	264	1375	312	714	360	103
218	1245	266	1410	314	664	362	96
220	1230	268	1440	316	615	364	89
222	1207	270	1466	318	569	366	81
224	1182	272	1485	320	526	368	75
226	1156	274	1496	322	485	370	71
228	1132	276	1500	324	447	372	66
230	1108	278	1497	326	412	374	61
232	1086	280	1488	328	380	376	57
234	1066	282	1469	330	350	378	52
236	1052	284	1444	332	322	380	49
238	1042	286	1411	334	296	382	46
240	1039	288	1373	336	271	384	43
242	1041	290	1329	338	251	386	40
244	1049	292	1281	340	231	388	37
246	1065	294	1229	342	212	390	36

Note:

Green et al.²

- (1) Goodeve, C. F.; Richardson, F. D. The absorption spectrum of chlorine trioxide and chlorine hexoxide. *Trans. Faraday. Soc.* **1937**, *33*, 453-457.
- (2) Green, T. J.; Islam, M.; Canosa-Mas, C.; Marston, G.; Wayne, R. P. Higher oxides of chlorine: absorption cross-sections of Cl₂O₆ and Cl₂O₄, the decomposition of Cl₂O₆, and the reactions of OClO with O and O₃. *J. Photochem. Photobiol. A: Chem.* **2004**, *162*, 353-370, doi:10.1016/S1010-6030(03)00379-4.
- (3) Jansen, M.; Schatte, G.; Tobias, K. M.; Willner, H. Properties of dichlorine hexoxide in the gas phase and in low-temperature matrices. *Inorg. Chem.* **1988**, *27*, 1703-1706.
- (4) Lopez, M. I.; Sicre, J. E. Physicochemical properties of chlorine oxides. 1. Composition, ultraviolet spectrum, and kinetics of the thermolysis of gaseous dichlorine hexoxide. *J. Phys. Chem.* **1990**, *94*, 3860-3863.

F12. Cl₂O₇ (dichlorine heptoxide)[Back to Index](#)

(1)

(Recommendation: 06-2, Note: 10-6, Evaluated: 10-6)

Absorption Cross Sections: The UV absorption spectrum of dichlorine heptoxide, Cl₂O₇, has been measured at room temperature by Goodeve and Windsor¹ (222–302 nm) and Lin² (180–310 nm). Although both studies report a spectrum with monotonically decreasing absorption cross sections with increasing wavelength, there is poor agreement between the two data sets. The cross sections reported by Goodeve and Windsor¹ are larger at wavelengths <290 nm than those reported by Lin² with a difference of a factor of 4 at 225 nm. At wavelengths >290 nm, the cross sections reported by Goodeve and Windsor¹ are smaller than those of Lin.² The recommended absorption cross sections in Table 4F-16 are taken from Lin.²

Photolysis Quantum Yield and Product Studies: No recommendation.

Table 4F-16. Recommended Absorption Cross Sections of Cl₂O₇ at 298 K

λ (nm)	$10^{20} \sigma$ (cm ²)	λ (nm)	$10^{20} \sigma$ (cm ²)	λ (nm)	$10^{20} \sigma$ (cm ²)
180	1188	225	79.7	270	3.77
185	908.5	230	61.0	275	2.57
190	674.7	235	45.6	280	1.70
195	475.3	240	34.6	285	1.20
200	322	245	24.7	290	0.705
205	231	250	17.5	295	0.521
210	169	255	12.0	300	0.368
215	132	260	7.74	305	0.203
220	102	265	5.37	310	0.104

Note:

Lin²

- (1) Goodeve, C. F.; Windsor, B. A. M. The absorption spectrum of chlorine heptoxide. *Trans. Faraday Soc.* **1936**, *32*, 1518-1519.
- (2) Lin, C. L. Extinction coefficients of chlorine monoxide and chlorine heptoxide. *J. Chem. Eng. Data* **1976**, *21*, 411-413.

F13. HCl (hydrogen chloride)[Back to Index](#)

(Recommendation: 06-2, Note: 15-10, Evaluated: 15-10)

Absorption Cross Sections: The VUV/UV absorption spectrum of hydrogen chloride, HCl, has been measured at room temperature by Romand and Vodar¹⁸ (139–207 nm), Romand¹⁷ (139–207 nm), Myer and Samson¹³ (140–200 nm), Inn⁶ (140–220 nm), Roxlo and Mandl¹⁹ (170–215 nm), Nee et al.¹⁴ (132–185 nm), Bahou et al.² (120–230 nm), Cheng et al.³ (120–230 nm), Vatsa and Volpp²¹ (121.6 nm), Mo et al.¹² (193 nm), and Hanf et al.⁵ (135 nm). Bahou et al.² (120–230 nm) and Cheng et al.³ (120–230 nm) have also measured the absorption spectrum of DCl. VUV absorption cross sections have been obtained by dipole (e,e) spectroscopy in the region 8-40 eV (155–31 nm) by Daviel et al.⁴ The absorption spectrum has a broad absorption band between 135 and 230 nm, corresponding to the A ¹Π ← X ¹Σ⁺ transition, with the maximum at ~154 nm for HCl and ~156 nm for DCl. There is good agreement among the data of Bahou et al.,² Cheng et al.,³ with the data from Nee et al.¹⁴ and Inn.⁶ The cross sections of Bahou et al.² and Cheng et al.³ are in general larger than those of Nee et al.¹⁴ by <10% in the region 132–170 nm and by <25% at wavelengths >170 nm. In addition, the cross sections of Bahou et al.² and Cheng et al.³ are slightly smaller, by <10%, than those of Inn⁶ except for the region >210 nm. The absorption spectrum of Inn⁶ has shoulders near 147.5 nm and 160 nm around the maximum at ~155 nm. This is in contrast to the results of Bahou et al.² and Cheng et al.³ (0.1 nm resolution) and those of Nee et al.¹⁴ (0.05 nm resolution). The recommended absorption cross sections for HCl and DCl in Table 4F-17 are averages over 2.5 nm and 5 nm intervals of the data from Bahou et al.² An uncertainty factor of 1.1 (2σ) is estimated for 180 < λ < 230 nm.

Photolysis Quantum Yield and Product Studies: Photodissociation of HCl was studied by Matsumi et al.⁹⁻¹¹ and Tonokura et al.,²⁰ and the branching fraction Cl (²P_{1/2}) / (Cl (²P_{1/2}) + Cl (²P_{3/2})) was determined to be 0.33 ± 0.05 at 193 nm and 0.45-0.47 (± 0.04) at 157 nm. Lambert et al.⁷ measured branching fractions between 0.47 and 0.33 for eight wavelengths between 193 and 235 nm for HCl. Zhang et al.²² obtained 0.41 ± 0.01 at 193.3 nm. Regan et al.¹⁶ obtained values between 0.42 and 0.48 for 5 wavelengths in the range 201–210 nm, and Regan et al.¹⁵ report values between 0.41 to 0.53 for selected ro-vibrational states at 235 nm. The results from Lambert et al.,⁷ Zhang et al.,²² Regan et al.,^{15,16} and Liyanage et al.⁸ are in good agreement with the calculations of Alexander et al.¹

Table 4F-17. Recommended Absorption Cross Sections of HCl and DCl at 298 K

λ (nm)	$10^{20} \sigma$ (cm ²)		λ (nm)	$10^{20} \sigma$ (cm ²)	
	HCl	DCl		HCl	DCl
135.0	123	45.5	175.0	106	87.1
137.5	152	75.9	177.5	79.6	58.9
140.0	205	120	180.0	58.9	38.5
142.5	238	184	182.5	42.3	23.9
145.0	279	248	185.0	29.4	14.5
147.5	311	308	187.5	20.3	8.80
150.0	334	364	190.0	13.8	4.93
152.5	342	393	195.0	5.96	1.67
155.0	343	415	200.0	2.39	0.485
157.5	327	407	205.0	0.903	0.136
160.0	306	367	210.0	0.310	0.040
162.5	273	321	215.0	0.101	0.011
165.0	240	267	220.0	0.030	0.0027
167.5	199	211	225.0	0.010	
170.0	163	166	230.0	0.0034	
172.5	136	119			

Note:

Bahou et al.²

- (1) Alexander, M. H.; Pouilly, B.; Duhoo, T. Spin-orbit branching in the photofragmentation of HCl. *J. Chem. Phys.* **1993**, *99*, 1752-1764.
- (2) Bahou, M.; Chung, C.-Y.; Lee, Y.-P.; Cheng, B. M.; Yung, Y. L.; Lee, L. C. Absorption cross sections of HCl and DCl at 135-232 nanometers: Implications for photodissociation on Venus. *Astrophys. J.* **2001**, *559*, L179-L182.
- (3) Cheng, B. M.; Chung, C.-Y.; Bahou, M.; Lee, Y.-P.; Lee, L. C. Quantitative spectral analysis of HCl and DCl in 120–220 nm: Effects of singlet–triplet mixing. *J. Chem. Phys.* **2002**, *117*, 4293-4298, doi:10.1063/1.1496476.
- (4) Daviel, S.; Iida, Y.; Carnovale, F.; Brion, C. E. Absolute oscillator strengths for the partial photoionization, ionic fragmentation and photoabsorption of HCl. *Chem. Phys.* **1984**, *83*, 391-406.
- (5) Hanf, A.; Lauter, A.; Volpp, H.-R. Absolute chlorine atom quantum yield measurements in the UV and VUV gas-phase laser photolysis of CCl₄. *Chem. Phys. Lett.* **2003**, *368*, 445-451.
- (6) Inn, E. C. Y. Absorption coefficient of HCl in the region 1400 to 2200 Å. *J. Atmos. Sci.* **1975**, *32*, 2375-2377.
- (7) Lambert, H. M.; Dagdigan, P. J.; Alexander, M. H. Spin–orbit branching in the photofragmentation of HCl at long wavelength. *J. Chem. Phys.* **1998**, *108*, 4460-4466.
- (8) Liyanage, R.; Yang, Y.-A.; Hashimoto, S.; Gordon, R. J.; Field, R. W. Electronic control of the spin-orbit branching ratio in the photodissociation and predissociation of HCl. *J. Chem. Phys.* **1995**, *103*, 6811-6814.
- (9) Matsumi, Y.; Das, P. K.; Kawasaki, M. Doppler spectroscopy of chlorine atoms generated from photodissociation of hydrogen chloride and methyl chloride at 157 and 193 nm. *J. Chem. Phys.* **1990**, *92*, 1696-1701.
- (10) Matsumi, Y.; Das, P. K.; Kawasaki, M. Erratum. *J. Chem. Phys.* **1992**, *97*, 5261, doi:10.1063/1.463999.
- (11) Matsumi, Y.; Tonokura, K.; Kawasaki, M.; Ibuki, T. Photodissociation of hydrogen chloride and hydrogen bromide. *J. Chem. Phys.* **1990**, *93*, 7981-7985.
- (12) Mo, Y.; Tonokura, K.; Matsumi, Y.; Kawasaki, M.; Sato, T.; Arikawa, T.; Reilly, P. T. A.; Xie, Y.; Yang, Y.; Huang, Y.; Gordon, R. J. Mechanism of the ultraviolet photodissociation of chloroethylenes determined from the Doppler profiles, spatial anisotropy, and power dependence of the photofragments. *J. Chem. Phys.* **1992**, *97*, 4815-4826.
- (13) Myer, J. A.; Samson, J. A. R. Vacuum-ultraviolet absorption cross sections of CO, HCl, and ICN between 1050 and 2100 Å. *J. Chem. Phys.* **1970**, *52*, 266-271.
- (14) Nee, J. B.; Suto, M.; Lee, L. C. Quantitative photoabsorption and fluorescence study of HCl in vacuum ultraviolet. *J. Chem. Phys.* **1986**, *85*, 719-724, doi:10.1063/1.451278.

- (15) Regan, P. M.; Ascenzi, D.; Brown, A.; Balint-Kurti, G. G.; Orr-Ewing, A. J. Ultraviolet photodissociation of HCl in selected rovibrational states: Experiment and theory. *J. Chem. Phys.* **2000**, *112*, 10259-10268.
- (16) Regan, P. M.; Langford, S. R.; Ascenzi, D.; Cook, P. A.; Orr-Ewing, A. J.; Ashfold, M. N. R. Spin-orbit branching in Cl(²P) atoms produced by ultraviolet photodissociation of HCl. *Phys. Chem. Chem. Phys.* **1999**, *1*, 3247-3251.
- (17) Romand, J. Absorption ultraviolette dans la région de Schumann étude de: ClH, BrH et IH gazeux. *Ann. Phys. (Paris)* **1949**, *4*, 529-590.
- (18) Romand, J.; Vodar, B. Spectre d'absorption de l'acide chlorhydrique gazeux dans la région de Schumann. *Compt. Rend. Acad. Sci. Paris* **1948**, *226*, 238-240.
- (19) Roxlo, C.; Mandl, A. Vacuum ultraviolet absorption cross sections for halogen containing molecules. *J. Appl. Phys.* **1980**, *51*, 2969-2972.
- (20) Tonokura, K.; Matsumi, Y.; Kawasaki, M.; Tasaki, S.; Bersohn, R. Photodissociation of hydrogen chloride at 157 and 193 nm: Angular distributions of hydrogen atoms and fine-structure branching ratios of chlorine atoms in the ²P_j levels. *J. Chem. Phys.* **1992**, *97*, 8210-8215.
- (21) Vatsa, R. K.; Volpp, H.-R. Absorption cross-sections for some atmospherically important molecules at the H atom Lyman- α wavelength (121.567 nm). *Chem. Phys. Lett.* **2001**, *340*, 289-295.
- (22) Zhang, J.; Dulligan, M.; Wittig, C. Photodissociation of HCl at 193.3 nm: Spin-orbit branching ratio. *J. Chem. Phys.* **1997**, *107*, 1403-1405.

F14. HOCl (hypochlorous acid)

[Back to Index](#)



(Recommendation: 06-2, Note: 15-10, Evaluated: 15-10)

Absorption Cross Sections: The UV/vis absorption spectrum of hypochlorous acid, HOCl, has an intensive singlet-singlet absorption in the near-UV with a maximum near 240 nm due mostly to the 2 ¹A' ← 1 ¹A' transition and a weaker band arising from the 1 ¹A'' ← 1 ¹A' transition that appears as a shoulder near 300 nm. The absorption cross sections of HOCl vapor have been reported by several groups. Molina and Molina¹⁰ and Knauth et al.⁷ produced HOCl using equilibrium mixtures with Cl₂O and H₂O. Mishalanie et al.⁹ and Permien et al.¹² used a dynamic source to generate the HOCl vapor. The cross section values reported by Molina and Molina,¹⁰ Mishalanie et al.,⁹ and Permien et al.¹² are in reasonable agreement between 250 and 330 nm. In this wavelength range, the cross section values reported by Knauth et al.⁷ are significantly smaller, e.g. a factor of 4 at 280 nm. At wavelengths >340 nm, the cross sections from Mishalanie et al. are significantly smaller than those obtained by the other three groups with a difference of an order of magnitude at 365 nm.

Burkholder³ (200–380 nm) measured the HOCl absorption spectrum following photolysis of equilibrium mixtures of Cl₂O–H₂O–HOCl. The HOCl spectrum obtained has two absorption maxima with peaks at 242 and 304 nm in excellent agreement with the work of Knauth et al.⁷ The agreement with the spectra reported by Molina and Molina,¹⁰ Mishalanie et al.,⁹ and Permien et al.¹² is poor. The discrepancies can most likely be attributed to the methods and uncertainties associated with correcting measured absorption spectra for the presence of Cl₂ and Cl₂O. In the study by Burkholder,³ several control experiments were carried out in order to check the internal consistency of the data. Barnes et al.¹ examined the near UV HOCl spectrum by monitoring the OH fragments resulting from photodissociation and observed a weak band centered at 387 nm that extends to 480 nm. This transition arises from a weak singlet-triplet transition (Minaev⁸). The recommended cross sections in Table 4F-18 are calculated from an analytical expression provided by Barnes et al.¹ that was based on the cross section values from Burkholder³ and Barnes et al.¹ The HOCl spectrum reported by Jungkamp et al.⁶ is in excellent agreement with this recommendation for wavelengths <350 nm but deviates significantly at longer wavelengths. Uncertainty factors of 1.1 (2 σ) and 1.2 (2 σ) are estimated for the wavelength regions $\lambda \leq 350$ nm and $\lambda > 350$ nm, respectively.

Photolysis Quantum Yield and Product Studies: Molina et al.¹¹ observed production of OH radicals in the laser photolysis of HOCl around 310 nm. Butler and Phillips⁴ found no evidence for O atom production following HOCl photolysis at 308 nm and reported an upper limit for the primary quantum yield for the HCl + O channel of ~0.02. Vogt and Schindler¹⁴ used broadband photolysis in the 290–390 nm wavelength range and report $\Phi(\text{OH})$ to be >0.95. Schindler et al.¹³ measured $\Phi(\text{Cl})$ to be 1.00 ± 0.05 at 308 nm. These authors also determined the probability, P, for production of Cl*(²P_{1/2}) relative to Cl(²P_{3/2}) to be 0.035 ± 0.02 at 308 nm, and 0.35 ± 0.02 at 235 nm. These values are in agreement with the value of 0.30 ± 0.07 at 236 nm

reported by Bell et al.² Fujiwara and Ishiwata⁵ determined the relative yield of OH(²Π_{3/2}) / OH(²Π_{1/2}) to be 2.0 at 266 nm and 1.5 at 355 nm. A unit quantum yield for the OH + Cl channel is recommended.

Table 4F-18. Recommended Absorption Cross Sections of HOCl at 298 K

λ (nm)	10 ²⁰ σ (cm ²)	λ (nm)	10 ²⁰ σ (cm ²)	λ (nm)	10 ²⁰ σ (cm ²)
200	7.18	274	5.26	348	1.55
202	6.39	276	4.94	350	1.43
204	5.81	278	4.74	352	1.33
206	5.46	280	4.64	354	1.24
208	5.37	282	4.62	356	1.17
210	5.54	284	4.68	358	1.11
212	5.98	286	4.79	360	1.06
214	6.68	288	4.95	362	1.02
216	7.63	290	5.13	364	0.985
218	8.81	292	5.33	366	0.951
220	10.2	294	5.52	368	0.919
222	11.6	296	5.71	370	0.888
224	13.2	298	5.86	372	0.855
226	14.7	300	5.99	374	0.822
228	16.2	302	6.08	376	0.786
230	17.5	304	6.12	378	0.748
232	18.7	306	6.12	380	0.708
234	19.6	308	6.07	382	0.667
236	20.2	310	5.97	384	0.624
238	20.5	312	5.84	386	0.580
240	20.6	314	5.66	388	0.535
242	20.3	316	5.45	390	0.491
244	19.8	318	5.21	392	0.447
246	19.0	320	4.95	394	0.405
248	18.1	322	4.67	396	0.364
250	17.0	324	4.38	398	0.325
252	15.8	326	4.09	400	0.288
254	14.6	328	3.79	402	0.254
256	13.3	330	3.50	404	0.222
258	12.1	332	3.21	406	0.194
260	10.9	334	2.94	406	0.168
262	9.73	336	2.68	410	0.144
264	8.68	338	2.44	412	0.124
266	7.75	340	2.22	414	0.105
268	6.94	342	2.02	416	0.089
270	6.25	344	1.84	418	0.075
272	5.69	346	1.69	420	0.063

Note:


Barnes et al.¹ (calculated using analytical expression)

- (1) Barnes, R. J.; Sinha, A.; Michelsen, H. A. Assessing the contribution of the lowest triplet state to the near-UV absorption spectrum of HOCl. *J. Phys. Chem. A* **1998**, *102*, 8855-8859.
- (2) Bell, A. J.; Boggis, S. A.; Dyke, J. M.; Frey, J. G.; Richter, R.; Shaw, N.; Tabrizchi, M. Ultraviolet photolysis of HOCl: REMPI measurement of the relative population of chlorine atom (²P) spin-orbit states. *J. Chem. Soc. Faraday Trans.* **1994**, *90*, 17-21.
- (3) Burkholder, J. B. Ultraviolet absorption spectrum of HOCl. *J. Geophys. Res.* **1993**, *98*, 2963-2974.
- (4) Butler, P. J. D.; Phillips, L. F. Upper limit for the atomic oxygen yield in the 308-nm photolysis of HOCl. *J. Phys. Chem.* **1983**, *87*, 183-184.
- (5) Fujiwara, H.; Ishiwata, T. Doppler spectroscopy of OH fragments from the photodissociation of HOCl at 266 and 355 nm. *J. Phys. Chem.* **1998**, *102*, 3856-3859.

- (6) Jungkamp, T. P. W.; Kirchner, U.; Schmidt, M.; Schindler, R. N. UV absorption cross-section data for the hypochlorites ROCl (R = H, CH₃, C₂H₅, *i*-C₃H₇, *tert*-C₄H₉). *J. Photochem. Photobiol. A: Chem.* **1995**, *99*, 1-6.
- (7) Knauth, H.-D.; Alberti, H.; Clausen, H. Equilibrium constant of the gas reaction Cl₂O + H₂O ⇌ 2HOCl and the ultraviolet spectrum of HOCl. *J. Phys. Chem.* **1979**, *83*, 1604-1612, doi:10.1021/j100475a010.
- (8) Minaev, B. F. The singlet-triplet absorption and photodissociation of the HOCl, HOBr, and HOI molecules calculated by the MCSCF quadratic response method. *J. Phys. Chem. A* **1999**, *103*, 7294-7309.
- (9) Mishalanie, E. A.; Rutkowski, J. C.; Hutte, R. S.; Birks, J. W. Ultraviolet absorption spectrum of gaseous HOCl. *J. Phys. Chem.* **1986**, *90*, 5578-5584, doi:10.1021/j100280a021.
- (10) Molina, L. T.; Molina, M. J. Ultraviolet spectrum of HOCl. *J. Phys. Chem.* **1978**, *82*, 2410-2414.
- (11) Molina, M. J.; Ishiwata, T.; Molina, L. T. Production of OH from photolysis of HOCl at 307-309 nm. *J. Phys. Chem.* **1980**, *84*, 821-826, doi:10.1021/j100445a004.
- (12) Permien, T.; Vogt, R.; Schindler, R. N. Mechanisms of gas phase-liquid phase chemical transformations. In *Air Pollution Report #17*; Cox, R. A., Ed.; Environmental Research Program of the CEC: Brussels, 1988.
- (13) Schindler, R. N.; Liesner, M.; Schmidt, S.; Kirchner, U.; Benter, T. Identification of nascent products formed in the laser photolysis of CH₃OCl and HOCl at 308 nm and around 235 nm. Total Cl-atom quantum yields and the state and velocity distributions of Cl(²P_j). *J. Photochem. Photobiol. A: Chem.* **1997**, *107*, 9-19.
- (14) Vogt, R.; Schindler, R. N. Product channels in the photolysis of HOCl. *J. Photochem. Photobiol. A: Chem.* **1992**, *66*, 133-140.

F15. ClNO (nitrosyl chloride)

[Back to Index](#)



(Recommendation: 02-25, Note: 10-6, Evaluated: 10-6)

Absorption Cross Sections: Nitrosyl chloride, ClNO, has a continuous UV/vis absorption spectrum extending beyond 650 nm. There is good agreement between the work of Martin and Gareis⁶ (235–400 nm), Ballash and Armstrong¹ (185–540 nm), Illies and Takacs⁵ (190–400 nm), and Tyndall et al.⁹ (190–350 nm) except around 230 nm where the values of Ballash and Armstrong are larger by almost a factor of two. Roehl et al.⁷ (350–650 nm) measured ClNO absorption cross sections at several temperatures between 223 and 343 K. Their room temperature results agree to within 15% with those of Martin and Gareis,⁶ Ballash and Armstrong,¹ and Tyndall et al.⁹ The recommended absorption cross sections in Table 4F-19 are taken from the work of Tyndall et al.⁹ between 190 and 350 nm and from Roehl et al.⁷ beyond 350 nm.

Photolysis Quantum Yield and Product Studies: The quantum yield for the primary photolytic process has been reviewed by Calvert and Pitts.² The quantum yield is unity over the entire visible and near-ultraviolet bands. Chichinin³ found evidence of ground state (²P_{3/2}) and excited (²P_{1/2}) atomic chlorine products and measured a relative quantum yield Cl(²P_{1/2})/ (Cl(²P_{1/2}) + Cl(²P_{3/2})) to be 0.88 ± 0.12 at 248 nm and 0.90 ± 0.10 at 351 nm. Felder and Morley⁴ obtained 0.80 at 248 nm and Skorokhodov et al.⁸ obtained 0.48 ± 0.03 at 212 nm, 0.30 at 235 nm, and 0.52 ± 0.03 at 248 nm.

Table 4F-19. Recommended Absorption Cross Sections of ClNO at 298 K

λ (nm)	$10^{20} \sigma$ (cm ²)	λ (nm)	$10^{20} \sigma$ (cm ²)	λ (nm)	$10^{20} \sigma$ (cm ²)	λ (nm)	$10^{20} \sigma$ (cm ²)
190	4320	246	45.2	302	10.3	370	11.0
192	5340	248	37.7	304	10.5	375	9.95
194	6150	250	31.7	306	10.8	380	8.86
196	6480	252	27.4	308	11.1	385	7.82
198	6310	254	23.7	310	11.5	390	6.86
200	5860	256	21.3	312	11.9	395	5.97
202	5250	258	19.0	314	12.2	400	5.13
204	4540	260	17.5	316	12.5	405	4.40
206	3840	262	16.5	318	13.0	410	3.83
208	3210	264	15.3	320	13.4	415	3.38
210	2630	266	14.4	322	13.6	420	2.89
212	2180	268	13.6	324	14.0	425	2.45
214	1760	270	12.9	326	14.3	430	2.21
216	1400	272	12.3	328	14.6	435	2.20
218	1110	274	11.8	330	14.7	440	2.20
220	896	276	11.3	332	14.9	445	2.07
222	707	278	10.7	334	15.1	450	1.87
224	552	280	10.6	336	15.3	455	1.79
226	436	282	10.2	338	15.3	460	1.95
228	339	284	9.99	340	15.2	465	2.25
230	266	286	9.84	342	15.3	470	2.50
232	212	288	9.71	344	15.1	475	2.61
234	164	290	9.64	346	15.1	480	2.53
236	120	292	9.63	348	14.9	485	2.33
238	101	294	9.69	350	14.2	490	2.07
240	82.5	296	9.71	355	13.6	495	1.78
242	67.2	298	9.89	360	12.9	500	1.50
244	55.2	300	10.0	365	12.0		

Note:

190–350 nm: Tyndall et al.⁹

355–500 nm: Roehl et al.⁷

- (1) Ballash, N. M.; Armstrong, D. A. On the ultraviolet and visible absorption spectrum of ClNO. *Spectrochim. Acta Part A* **1974**, *30*, 941-944.
- (2) Calvert, J. G.; Pitts, J. N. In *Photochemistry*; John Wiley & Sons, Inc.: New York, 1966; pp 230-231.
- (3) Chichinin, A. I. Measurement of Cl(²P_{1/2}) quantum yield for the photodissociation of NOCl, ICl, PCl₃, Cl₂O and COCl₂. *Chem. Phys. Lett.* **1993**, *209*, 459-463.
- (4) Felder, P.; Morley, G. P. Photodissociation of ClNO in the A band. *Chem. Phys.* **1994**, *185*, 145-151.
- (5) Illies, A. J.; Takacs, G. A. Gas phase ultra-violet photoabsorption cross-sections for nitrosyl chloride and nitryl chloride. *J. Photochem.* **1976**, *6*, 35-42.
- (6) Martin, H.; Gareis, R. Die kinetik der reaktion von ClO₂ mit NO₂ in der lösungsphase. *Z. Elektrochemie* **1956**, *60*, 959-964.
- (7) Roehl, C. M.; Orlando, J. J.; Calvert, J. G. The temperature dependence of the UV-visible absorption cross-sections of NOCl. *J. Photochem. Photobiol. A: Chem.* **1992**, *69*, 1-5.
- (8) Skorokhodov, V.; Sato, Y.; Suto, K.; Matsumi, Y.; Kawasaki, M. Photofragmentation of ClNO in the A-band: Velocity distribution and fine-structure branching ratio of Cl(²P_j) atoms. *J. Phys. Chem.* **1996**, *100*, 12321-12328, doi:10.1021/jp9535708.
- (9) Tyndall, G. S.; Stedman, K. M.; Schneider, W.; Burrows, J. P.; Moortgat, G. K. The absorption spectrum of ClNO between 190 and 350 nm. *J. Photochem.* **1987**, *36*, 133-139.

F16. ClNO₂ (nitryl chloride)[Back to Index](#)

(Recommendation: 15-10, Note: 15-10, Evaluated: 15-10)

Absorption Cross Sections: The UV absorption spectrum of nitryl chloride, ClNO₂, has been measured at room temperature by Martin and Gareis⁶ (230–330 nm), Illies and Takacs⁵ (185–400 nm), Nelson and Johnston⁷ (270–370 nm), Ganske et al.³ (200–370 nm), Furlan et al.² (190–450 nm), and Ghosh et al.⁴ (200–475 nm). The absorption spectrum has three broad overlapping bands, a weak band at ~300 nm and two stronger bands at ~215 nm and below 185 nm. In the range 220–280 nm, weak but distinct vibrational structure was observed by Furlan et al.² A major source of discrepancies in the data results from the presence of impurities. The recommended absorption cross sections in Table 4F-20 are taken from Ghosh et al. (rounded to 3 significant figures).

Ghosh et al. measured the ClNO₂ UV/vis spectrum temperature dependence over the range 210–296 K (the only temperature dependent study available). They parameterized the spectrum temperature dependence using the empirical formula:

$$\sigma(\lambda, T) = \sigma(\lambda, 296 \text{ K}) \times (1 + A(\lambda) \times (T - 296) + B(\lambda) \times (T - 296)^2)$$

The recommended fit parameters are included in Table 4F-20.

Photolysis Quantum Yield and Product Studies: Nelson and Johnston⁷ report a value of 0.93 ± 0.15 for $\Phi(\text{Cl})$ and $\Phi(\text{O}) < 0.02$ for photolysis at 350 nm. Carter et al.¹ reported the formation of NO₂ in the electronic ground state (yield 0.15 ± 0.05) and in the excited state (yield 0.85 ± 0.05) for 235 nm photolysis. Ghosh et al.⁴ report $\Phi(\text{O})$ values of 0.67 ± 0.12 and 0.15 ± 0.03 (2σ) for photolysis at 193 and 248 nm, respectively.

Table 4F-20. Recommended Absorption Cross Sections of ClNO₂ at 296 K and Temperature Dependence Coefficients

λ (nm)	$10^{20} \sigma$ (cm ²)	$10^5 A(\lambda)$ (K ⁻¹)	$10^5 B(\lambda)$ (K ⁻²)	λ (nm)	$10^{20} \sigma$ (cm ²)	$10^5 A(\lambda)$ (K ⁻¹)	$10^5 B(\lambda)$ (K ⁻²)
200	402	413	2.08	345	2.73	459.8	0.97
205	306	211	1.85	350	2.07	522.1	1.14493
210	326	96	1.50	355	1.56	593	1.46169
215	348	68	1.38	360	1.17	660.3	1.71663
220	332	73	1.29	365	0.870	726.4	2.00104
225	282	105	1.26	370	0.648	792.1	2.33777
230	220	155	1.29	375	0.482	850.9	2.60668
235	170	203	1.36	380	0.358	910.8	2.92818
240	135	229	1.39	385	0.268	974	3.34597
245	111	242	1.48	390	0.201	1024.7	3.65781
250	92.9	239	1.50	395	0.150	1080.8	3.97039
255	75.9	230	1.44	400	0.112	1143.2	4.4706
260	59.6	246	1.54	405	0.0840	1174.7	4.52843
265	45.9	268	1.69	410	0.0642	1236	5.16769
270	34.8	258	1.65	415	0.0486	1231.6	4.89102
275	26.8	236	1.58	420	0.0360	1257	4.91924
280	21.8	194	1.52	425	0.0282	1411.4	7.03785
285	18.8	136	1.36	430	0.0212	1332.4	5.69311
290	17.0	84	1.17	435	0.0169	1528.6	8.564
295	15.8	60	1.04	440	0.0122	1161.9	2.753
300	14.8	58	0.91	445	0.00905	1410	6.785
305	13.5	73	0.82	450	0.007899	1550.1	8.966
310	12.0	99	0.74	455	0.006348	1357.1	5.061
315	10.4	135.6	0.70	460	0.005474	2100.9	17.81
320	8.81	176.8	0.66	465	0.003690	2395.2	21.91
325	7.24	227.6	0.69	470	0.003207	1401.8	6.412
330	5.82	278.8	0.68	475	0.002053	910	2.214

335	4.59	336.4	0.74				
340	3.56	397.9	0.86				

Note:

Ghosh et al.,⁴ cross sections rounded to 3 significant figures, higher resolution data available are from this study

- (1) Carter, R. T.; Hallou, A.; Huber, J. R. Photodissociation of ClNO₂ at 235 nm. *Chem. Phys. Lett.* **1999**, *310*, 166-172.
- (2) Furlan, A.; Haeberli, M. A.; Huber, R. J. The 248 nm photodissociation of ClNO₂ studied by photofragment translational energy spectroscopy. *J. Phys. Chem. A* **2000**, *104*, 10392-10397, doi:10.1021/jp000792j.
- (3) Ganske, J. A.; Berko, H. N.; Finlayson-Pitts, B. J. Absorption cross sections for gaseous ClNO₂ and Cl₂ at 298 K: Potential organic oxidant source in the marine troposphere. *J. Geophys. Res.* **1992**, *97*, 7651-7656.
- (4) Ghosh, B.; Papanastasiou, D. K.; Talukdar, R. K.; Roberts, J. M.; Burkholder, J. B. Nitryl chloride (ClNO₂): UV/Vis absorption spectrum between 210 and 296 K and O(³P) quantum yield at 193 and 248 nm. *J. Phys. Chem. A* **2011**, *116*, 5796-5805, doi:10.1021/jp207389y.
- (5) Illies, A. J.; Takacs, G. A. Gas phase ultra-violet photoabsorption cross-sections for nitrosyl chloride and nitryl chloride. *J. Photochem.* **1976**, *6*, 35-42.
- (6) Martin, H.; Gareis, R. Die kinetik der reaktion von ClO₂ mit NO₂ in der lösungsphase. *Z. Elektrochemie* **1956**, *60*, 959-964.
- (7) Nelson, H. H.; Johnston, H. S. Kinetics of the reaction of Cl with ClNO and ClNO₂ and the photochemistry of ClNO₂. *J. Phys. Chem.* **1981**, *85*, 3891-3896.

F17. ClONO (chlorine nitrite)

[Back to Index](#)



(Recommendation: 78, Note: 10-6, Evaluated: 10-6)

Absorption Cross Sections: The UV absorption spectrum of chlorine nitrite, ClONO, was measured by Molina and Molina.¹ The absorption cross sections were determined by mass balance during the Cl₂O + ClONO → Cl₂ + ClONO reaction and isomerization of ClONO to ClNO₂. The recommended absorption cross sections in Table 4F-21 are taken from this study.

Photolysis Quantum Yield and Product Studies: It is assumed that the quantum yield for ClONO UV photolysis is unity. The Cl–O bond strength is only ~20 kcal mole⁻¹, so that chlorine atoms are likely photolysis products.

Table 4F-21. Recommended Absorption Cross Sections of ClONO at 231 K

λ (nm)	10 ²⁰ σ (cm ²)	λ (nm)	10 ²⁰ σ (cm ²)
235	215.0	320	80.3
240	176.0	325	75.4
245	137.0	330	58.7
250	106.0	335	57.7
255	65.0	340	43.7
260	64.6	345	35.7
265	69.3	350	26.9
270	90.3	355	22.9
275	110.0	360	16.1
280	132.0	365	11.3
285	144.0	370	9.0
290	144.0	375	6.9
295	142.0	380	4.1
300	129.0	385	3.3
305	114.0	390	2.2
310	105.0	395	1.5
315	98.1	400	0.6

Note: Molina and Molina¹

- (1) Molina, L. T.; Molina, M. J. Ultraviolet absorption spectrum of chlorine nitrite, ClONO. *Geophys. Res. Lett.* **1977**, *4*, 83-86.

F18. ClONO₂ (chlorine nitrate)

[Back to Index](#)



(Recommendation: 06-2, Note: 15-10, Evaluated: 15-10)

Absorption Cross Sections: The recommended cross sections of chlorine nitrate, ClONO₂, are taken from the work of Burkholder et al. (196–432 nm, 220–296 K).² The cross section values are listed in Table 4F-22 together with the parameters needed to compute their temperature dependence. These values are in good agreement with those reported by Molina and Molina,¹⁰ which provided the basis for earlier recommendations and which supersedes the work of Rowland et al.¹⁵ An uncertainty factor in the room temperature cross sections of 1.1 (2σ) is estimated for the wavelength region 196 < λ < 432 nm.

Photolysis Quantum Yield and Product Studies: Several groups have investigated the identity of the primary photolytic fragments. Smith et al.¹⁶ report O + ClONO as the most likely products, using end-product analysis and steady-state photolysis. The results of Chang et al.,⁴ which were obtained using the very low-pressure photolysis (VLPPh) technique, indicate that the products are Cl + NO₃, with a quantum yield of 1.0 ± 0.2. Adler-Golden and Wiesenfeld,¹ using a flash photolysis atomic absorption technique, find O atoms to be the predominant photolysis product and report a quantum yield for Cl atom production of less than 4%. Marinelli and Johnston⁸ report a quantum yield for NO₃ production at 249 nm between 0.45 and 0.85, with a most likely value of 0.55; they monitored NO₃ by tunable dye laser absorption at 662 nm. Margitan⁷ used atomic resonance fluorescence detection of O and Cl atoms and found the quantum yield at 266 nm and at 355 nm to be 0.9 ± 0.1 for Cl atom production and ~0.1 for O atom production, with no discernible difference at the two wavelengths. These results were confirmed by Knauth and Schindler,⁶ who used end-product analysis to infer the quantum yields from photolysis studies at 265 and 313 nm. Burrows et al.³ report also Cl and NO₃ as the photolysis products at 254 nm, with a quantum yield of unity within experimental error, and an O atom quantum yield of 0.24. In contrast, Nikolaisen et al.¹³ using broadband photolysis found that at λ > 200 nm the relative branching ratios are 0.61 ± 0.20 for the channel ClO + NO₂ and 0.39 ± 0.20 for the channel Cl + NO₃; in the λ > 300 nm region the quantum yields are found to be 0.44 ± 0.08 for production of ClO and NO₂ and 0.56 ± 0.08 for production of Cl and NO₃. Minton et al.,⁹ Nelson et al.,¹² and Moore et al.¹¹ made the first direct measurements of ClO and obtained comparable yields for the Cl + NO₃ and the ClO + NO₂ channels, using a molecular beam technique: at 193 nm they obtained respectively 0.64 ± 0.08 and 0.36 ± 0.08, at 248 nm 0.54 ± 0.08 and 0.46 ± 0.08, and at 308 nm 0.67 ± 0.06 and 0.33 ± 0.06. These authors found no evidence for the O + ClONO channel and placed an upper limit for this channel of 0.04. Tyndall et al.¹⁷ observed quantum yields of 0.80 ± 0.08 and 0.28 ± 0.12 for Cl and ClO at 308 nm using resonance fluorescence detection methods and reported a O(³P) yield of ≤ 0.05. Ravishankara,¹⁴ Goldfarb et al.,⁵ and Yokelson et al.¹⁸ have studied the photodissociation of ClONO₂ at 193, 222, 248 and 308 nm using atomic resonance fluorescence and time resolved absorption methods. They found that Cl and ClO are the two major dissociation products at 222, 248 and 308 nm, whereas at 193 nm, the quantum yield of O atoms was larger than the yield of ClO. At 193, 222, 248 and 308 nm, the yield of Cl was 0.53 ± 0.10, 0.46 ± 0.10, 0.41 ± 0.13 and 0.64 ± 0.20, respectively; the O atom yield 0.73 ± 0.08, 0.17 ± 0.08, <0.10 and <0.05; and the ClO yield 0.29 ± 0.20, 0.64 ± 0.20, 0.39 ± 0.19 and 0.37 ± 0.19. The NO₃ yield was determined by Yokelson et al.¹⁸ to be 0.93 ± 0.24 at 352.5 nm, 0.67 ± 0.09 at 308 nm, 0.60 ± 0.09 at 248 nm, and 0.18 ± 0.04 at 193 nm. In addition, Yokelson et al.¹⁸ measured the Cl atom yield as 0.73 ± 0.14 at 308 nm, 0.60 ± 0.12 at 248 nm and 0.45 ± 0.08 at 193 nm, and the O atom yield as <0.4 at 248 nm and <0.9 at 193 nm. Zou et al.¹⁹ determined absolute quantum yields for the Cl and ClO channels at 235 nm to be 0.42 ± 0.1 and 0.58 ± 0.1, respectively, using molecular beam techniques and TOFMS/REMPI.

The recommended quantum yield values for production of Cl + NO₃ (Φ₁) and ClO + NO₂ (Φ₂) are given at the bottom of Table 4F-22 and are based on the work of Nelson et al.,¹² Moore et al.,¹¹ Nikolaisen et al.,¹³ Goldfarb et al.,⁵ and Yokelson et al.¹⁸ For wavelengths shorter than 308 nm the value of Φ₁ is 0.6 and Φ₂ is 0.4. For longer wavelengths Φ₁ increases linearly to 0.9 at 350 nm with the corresponding decrease in Φ₂ to 0.1. There is no evidence for production of O + ClONO in the more recent work; the production of O atoms reported in some of the earlier studies may have resulted from the decomposition of excited NO₃. Zou et al.¹⁹ determined the quantum yield of spontaneous decomposition of NO₃ into NO₂ + O to be 0.20 and into NO + O₂ to be 0.006.

Work by Nickolaisen et al.¹³ indicates that the photodissociation quantum yield is less than unity at wavelengths longer than ~330 nm because of the formation of a long-lived intermediate that may be quenched under atmospheric conditions (a situation analogous to that of Cl₂O).

Table 4F-22. Recommended Absorption Cross Sections and Temperature Coefficients of ClONO₂

$$\sigma(\lambda, T) = \sigma(\lambda, 296) (1 + A1 (T-296) + A2 (T-296)^2); T \text{ in K}$$

λ (nm)	$10^{20} \sigma(\lambda, 296)$ (cm ²)	A1* (K ⁻¹)	A2* (K ⁻²)	λ (nm)	$10^{20} \sigma(\lambda, 296)$ (cm ²)	A1* (K ⁻¹)	A2* (K ⁻²)
196	310	9.90 (-5)	-8.38 (-6)	316	1.07	5.07 (-3)	1.56 (-5)
198	294	6.72 (-5)	-8.03 (-6)	318	0.947	5.24 (-3)	1.69 (-5)
200	282	-5.34 (-6)	-7.64 (-6)	320	0.831	5.40 (-3)	1.84 (-5)
202	277	-1.19 (-4)	-7.45 (-6)	322	0.731	5.55 (-3)	2.00 (-5)
204	280	-2.60 (-4)	-7.50 (-6)	324	0.647	5.68 (-3)	2.18 (-5)
206	288	-4.12 (-4)	-7.73 (-6)	326	0.578	5.80 (-3)	2.36 (-5)
208	300	-5.62 (-4)	-8.05 (-6)	328	0.518	5.88 (-3)	2.54 (-5)
210	314	-6.96 (-4)	-8.41 (-6)	330	0.466	5.92 (-3)	2.70 (-5)
212	329	-8.04 (-4)	-8.75 (-6)	332	0.420	5.92 (-3)	2.84 (-5)
214	339	-8.74 (-4)	-9.04 (-6)	334	0.382	5.88 (-3)	2.96 (-5)
216	345	-9.03 (-4)	-9.24 (-6)	336	0.351	5.80 (-3)	3.05 (-5)
218	341	-8.86 (-4)	-9.35 (-6)	338	0.326	5.68 (-3)	3.10 (-5)
220	332	-8.28 (-4)	-9.38 (-6)	340	0.302	5.51 (-3)	3.11 (-5)
222	314	-7.31 (-4)	-9.34 (-6)	342	0.282	5.32 (-3)	3.08 (-5)
224	291	-6.04 (-4)	-9.24 (-6)	344	0.264	5.07 (-3)	2.96 (-5)
226	264	-4.53 (-4)	-9.06 (-6)	346	0.252	4.76 (-3)	2.74 (-5)
228	235	-2.88 (-4)	-8.77 (-6)	348	0.243	4.39 (-3)	2.42 (-5)
230	208	-1.13 (-4)	-8.33 (-6)	350	0.229	4.02 (-3)	2.07 (-5)
232	182	6.18 (-5)	-7.74 (-6)	352	0.218	3.68 (-3)	1.76 (-5)
234	158	2.27 (-4)	-7.10 (-6)	354	0.212	3.40 (-3)	1.50 (-5)
236	138	3.72 (-4)	-6.52 (-6)	356	0.205	3.15 (-3)	1.27 (-5)
238	120	4.91 (-4)	-6.14 (-6)	358	0.203	2.92 (-3)	1.06 (-5)
240	105	5.86 (-4)	-5.98 (-6)	360	0.200	2.70 (-3)	8.59 (-6)
242	91.9	6.64 (-4)	-6.04 (-6)	362	0.190	2.47 (-3)	6.38 (-6)
244	81.2	7.33 (-4)	-6.27 (-6)	364	0.184	2.22 (-3)	3.66 (-6)
246	71.6	8.03 (-4)	-6.51 (-6)	366	0.175	1.93 (-3)	2.42 (-7)
248	62.4	8.85 (-4)	-6.59 (-6)	368	0.166	1.62 (-3)	-3.62 (-6)
250	56.0	9.84 (-4)	-6.40 (-6)	370	0.159	1.33 (-3)	-7.40 (-6)
252	50.2	1.10 (-3)	-5.93 (-6)	372	0.151	1.07 (-3)	-1.07 (-5)
254	45.3	1.22 (-3)	-5.33 (-6)	374	0.144	8.60 (-4)	-1.33 (-5)
256	41.0	1.33 (-3)	-4.73 (-6)	376	0.138	6.73 (-4)	-1.54 (-5)
258	37.2	1.44 (-3)	-4.22 (-6)	378	0.129	5.01 (-4)	-1.74 (-5)
260	33.8	1.53 (-3)	-3.79 (-6)	380	0.121	3.53 (-4)	-1.91 (-5)
262	30.6	1.62 (-3)	-3.37 (-6)	382	0.115	2.54 (-4)	-2.05 (-5)
264	27.8	1.70 (-3)	-2.94 (-6)	384	0.108	2.25 (-4)	-2.11 (-5)
266	25.2	1.78 (-3)	-2.48 (-6)	386	0.103	2.62 (-4)	-2.11 (-5)
268	22.7	1.86 (-3)	-2.00 (-6)	388	0.0970	3.33 (-4)	-2.08 (-5)
270	20.5	1.94 (-3)	-1.50 (-6)	390	0.0909	4.10 (-4)	-2.05 (-5)
272	18.5	2.02 (-3)	-1.01 (-6)	392	0.0849	5.04 (-4)	-2.02 (-5)
274	16.6	2.11 (-3)	-4.84 (-7)	394	0.0780	6.62 (-4)	-1.94 (-5)
276	14.9	2.20 (-3)**	9.02 (-8)	396	0.0740	8.95 (-4)	-1.79 (-5)
278	13.3	2.29 (-3)	6.72 (-7)	398	0.0710	1.14 (-3)	-1.61 (-5)
280	11.9	2.38 (-3)	1.21 (-6)	400	0.0638	1.38 (-3)	-1.42 (-5)
282	10.5	2.47 (-3)	1.72 (-6)	402	0.0599	1.63 (-3)	-1.20 (-5)
284	9.35	2.56 (-3)	2.21 (-6)	404	0.0568	1.96 (-3)	-8.97 (-6)
286	8.26	2.66 (-3)	2.68 (-6)	406	0.0513	2.36 (-3)	-5.15 (-6)
288	7.24	2.75 (-3)	3.09 (-6)	408	0.0481	2.84 (-3)	-6.64 (-7)

λ (nm)	$10^{20} \sigma(\lambda, 296)$ (cm ²)	A1* (K ⁻¹)	A2* (K ⁻²)	λ (nm)	$10^{20} \sigma(\lambda, 296)$ (cm ²)	A1* (K ⁻¹)	A2* (K ⁻²)
290	6.41	2.84 (-3)	3.41 (-6)	410	0.0444	3.38 (-3)	4.47 (-6)
292	5.50	2.95 (-3)	3.74 (-6)	412	0.0413	3.96 (-3)	1.00 (-5)
294	4.67	3.08 (-3)	4.27 (-6)	414	0.0373	4.56 (-3)	1.60 (-5)
296	4.09	3.25 (-3)	5.13 (-6)	416	0.0356	5.22 (-3)	2.28 (-5)
298	3.57	3.45 (-3)	6.23 (-6)	418	0.0317	5.96 (-3)	3.07 (-5)
300	3.13	3.64 (-3)	7.36 (-6)	420	0.0316	6.70 (-3)	3.87 (-5)
302	2.74	3.83 (-3)	8.38 (-6)	422	0.0275	7.30 (-3)	4.58 (-5)
304	2.39	4.01 (-3)	9.30 (-6)	424	0.0242	7.82 (-3)	5.22 (-5)
306	2.09	4.18 (-3)	1.02 (-5)	426	0.0222	8.41 (-3)	5.95 (-5)
308	1.83	4.36 (-3)	1.11 (-5)	428	0.0207	9.11 (-3)	6.79 (-5)
310	1.60	4.53 (-3)	1.20 (-5)	430	0.0189	9.72 (-3)	7.52 (-5)
312	1.40	4.71 (-3)	1.30 (-5)	432	0.0188	9.96 (-3)	7.81 (-5)
314	1.22	4.89 (-3)	1.42 (-5)				

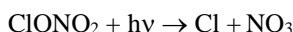
Notes:

Burkholder et al.²

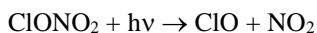
*) (-n) means $\times 10^{-n}$.

**) Value corrected for an obvious misprint.

Quantum yields:



$$\begin{aligned} \Phi_1 &= 0.6 && (\lambda < 308 \text{ nm}) \\ \Phi_1 &= 7.143 \times 10^{-3} \lambda \text{ (nm)} - 1.60 && (308 \text{ nm} < \lambda < 364 \text{ nm}) \\ \Phi_1 &= 1.0 && (\lambda > 364 \text{ nm}) \end{aligned}$$



$$\Phi_2 = 1 - \Phi_1$$

- (1) Adler-Golden, S. M.; Wiesenfeld, J. R. Production of atomic oxygen following flash photolysis of ClONO₂. *Chem. Phys. Lett.* **1981**, *82*, 281-284.
- (2) Burkholder, J. B.; Talukdar, R. K.; Ravishankara, A. R. Temperature dependence of the ClONO₂ UV absorption spectrum. *Geophys. Res. Lett.* **1994**, *21*, 585-588.
- (3) Burrows, J. P.; Tyndall, G. S.; Moortgat, G. K. Photolysis of chlorine nitrate at 254 nm. *J. Phys. Chem.* **1988**, *92*, 4340-4348.
- (4) Chang, J. S.; Barker, J. R.; Davenport, J. E.; Golden, D. M. Chlorine nitrate photolysis by a new technique: Very low pressure photolysis. *Chem. Phys. Lett.* **1979**, *60*, 385-390.
- (5) Goldfarb, L.; Schmoltner, A.-M.; Gilles, M. K.; Burkholder, J.; Ravishankara, A. R. Photodissociation of ClONO₂: 1. Atomic resonance fluorescence measurements of product quantum yields. *J. Phys. Chem. A* **1997**, *101*, 6658-6666.
- (6) Knauth, H.-D.; Schindler, R. N. On the photodecomposition of ClONO₂ in the middle ultraviolet. *Z. Naturforsch.* **1983**, *38a*, 893-895.
- (7) Margitan, J. J. Chlorine nitrate photochemistry. Photolysis products and kinetics of the reaction Cl + ClONO₂ → Cl₂ + NO₃. *J. Phys. Chem.* **1983**, *87*, 674-679, doi:10.1021/j100227a029.
- (8) Marinelli, W. J.; Johnston, H. S. Quantum yield for NO₃ production from photolysis of ClONO₂. *Chem. Phys. Lett.* **1982**, *93*, 127-132.
- (9) Minton, T. K.; Nelson, C. M.; Moore, T. A.; Okumura, M. Direct observation of ClO from chlorine nitrate photolysis. *Science* **1992**, *258*, 1342-1345.
- (10) Molina, L. T.; Molina, M. J. Chlorine nitrate ultraviolet absorption spectrum at stratospheric temperatures. *J. Photochem.* **1979**, *11*, 139-144.
- (11) Moore, T. A.; Okumura, M.; Tagawa, M.; Minton, T. K. Dissociation dynamics of ClONO₂ and relative Cl and ClO product yields following photoexcitation at 308 nm. *Faraday Discuss.* **1995**, *100*, 295-307.
- (12) Nelson, C. M.; Moore, T. A.; Okumura, M.; Minton, T. K. Photodissociation of ClONO₂ at 193 and 248 nm. *Chem. Phys.* **1996**, *2248*, 287-307.
- (13) Nickolaissen, S. L.; Sander, S. P.; Friedl, R. R. Pressure-dependent yields and product branching ratios in the broadband photolysis of chlorine nitrate. *J. Phys. Chem.* **1996**, *100*, 10165-10178, doi:10.1021/jp953612s.

- (14) Ravishankara, A. R. *Faraday Discuss.* **1995**, *100*, 335-336, doi:10.1039/fd9950000333.
- (15) Rowland, F. S.; Spencer, J. E.; Molina, M. J. Stratospheric formation and photolysis of chlorine nitrate. *J. Phys. Chem.* **1976**, *80*, 2711-2713.
- (16) Smith, W. S.; Chou, C. C.; Rowland, F. S. The mechanism for ultraviolet photolysis of gaseous chlorine nitrate at 302.5 nm. *Geophys. Res. Lett.* **1977**, *4*, 517-519.
- (17) Tyndall, G. S.; Kegley-Owen, C. S.; Orlando, J. J.; Calvert, J. G. Quantum yields for Cl(²P_{3/2,1/2}), ClO and O(³P) in the photolysis of chlorine nitrate at 308 nm. *J. Chem. Soc. Faraday Trans.* **1997**, *93*, 2675-2682.
- (18) Yokelson, R. J.; Burkholder, J.; Fox, R. W.; Ravishankara, A. R. Photodissociation of ClONO₂: 2. Time-resolved absorption studies of product quantum yields. *J. Phys. Chem. A* **1997**, *101*, 6667-6678.
- (19) Zou, P.; Park, J.; Schmitz, B. A.; Nguyen, T.; North, S. W. Photodissociation of ClONO₂ at 235 nm: Final product yields and energy partitioning. *J. Phys. Chem. A* **2002**, *106*, 1004-1010, doi:10.1021/jp013099k.

F19. CCl₄ (carbon tetrachloride)

[Back to Index](#)



(Recommendation: 15-10, Note: 15-10, Evaluated: 15-10)

Absorption Cross Sections: The VUV/UV absorption spectrum of carbon tetrachloride, CCl₄, has been measured at room temperature by Russell et al.¹⁵ (110–200 nm), Causley and Russell² (110–200 nm), Gordus and Bernstein⁵ (204–250 nm), Rowland and Molina¹³ (186–226 nm), Roxlo and Mandl¹⁴ (170–230 nm), Hubrich and Stuhl⁸ (160–275 nm), Ibuki et al.⁹ (105–210 nm), Hanf et al.⁶ (135 and 193 nm), Currie et al.⁴ (250 nm), Vanlaethem-Meurée et al.¹⁸ (190–252 nm), Simon et al.¹⁷ (174–250 nm), Prahlad and Kumar¹⁰ (186–240 nm), and Rontu Carlon et al.¹² (184.95, 202.206, 206.200, 213.857, and 228.8 nm atomic lines and 200–235 nm). The room temperature data agree to within 10% between 190 and 235 nm and to within 20% and 40% at 240 and 250 nm, respectively (except the value at 250 nm reported by Currie et al.⁴ that is significantly lower). The absorption spectrum of Prahlad and Kumar¹⁰ has irregular structure over the entire wavelength range presumably due to the experimental precision of the measurements. In the range 180–186 nm, the cross section values reported by Hubrich and Stuhl⁸ are higher by up to 25% than those reported by Simon et al.,¹⁷ and the value at 186 nm reported by Prahlad and Kumar¹⁰ is lower by 18% than the value of Simon et al. The value at 184.95 nm reported by Rontu Carlon et al. is in good agreement, to within 1.5%, with the JPL10-6 recommendation. At the maximum near 176 nm Hubrich and Stuhl⁸ and Simon et al.¹⁷ report an absorption cross section of 1.01 × 10⁻¹⁷ cm². The peak cross section reported by Roxlo and Mandl¹⁴ is lower, ~7 × 10⁻¹⁸ cm². Rebbert and Ausloos¹¹ derived a cross section at 313 nm of ≤3.7 × 10⁻²⁶ cm² from the C₂H₅Cl yield in the photolysis of CCl₄-C₂H₆ mixtures.

The recommended room temperature absorption cross sections in Table 4F-23 are the mean of the values reported by Hubrich and Stuhl⁸ and Simon et al.¹⁷ in the region 174–192 nm, from Simon et al.¹⁷ in the region 194–198 nm, and from the revised cross section parameterization reported by Rontu Carlon et al. (see below) for the 200 ≤ λ ≤ 235 nm region. Cross sections have been reported at longer wavelengths by Hubrich and Stuhl,⁸ although no recommendation is given for this region. For the wavelength region 174–190 nm the estimated uncertainty factor is 1.2 (2σ) and for the region 190 ≤ λ ≤ 235 nm the estimated uncertainty factor is 1.06 (2σ).

The temperature dependence of the absorption spectrum has been measured by Currie et al.⁴ (250 nm) over the range 297–477 K, Vanlaethem-Meurée et al.¹⁸ (190–252 nm) at 279 and 296 K, Simon et al.¹⁷ (174–250 nm) over the range 225–295 K, Prahlad and Kumar¹⁰ (186–240 nm) over the range 220–300 K, and Rontu Carlon et al. (200–235 nm) over the range 210–350 K. The spectrum has a significant temperature dependence at wavelengths >205 nm where the cross sections decrease with decreasing temperature. Simon et al.¹⁷ parameterized the cross section temperature dependence using an empirical polynomial expansion

$$\log_{10} \sigma(\lambda, T) = \sum A_n \lambda^n + (T-273) \times \sum B_n \lambda^n$$

and reported calculated cross section values for T = 210, 230, 250, 270, and 295 K. The parameters A_n and B_n are valid for the temperature range 210–300 K and wavelength range 194–250 nm.

$$\begin{array}{ll}
 A_0 = -37.104 & B_0 = 1.0739 \\
 A_1 = -5.8218 \times 10^{-1} & B_1 = -1.6275 \times 10^{-2} \\
 A_2 = 9.9974 \times 10^{-3} & B_2 = 8.8141 \times 10^{-5} \\
 A_3 = -4.6765 \times 10^{-5} & B_3 = -1.9811 \times 10^{-7} \\
 A_4 = 6.8501 \times 10^{-8} & B_4 = 1.5022 \times 10^{-10}
 \end{array}$$

On the basis of their results, Rontu Carlon et al. used the same empirical formula and reported a revised spectrum parameterization with the coefficients given below. The parameterization is valid for the wavelength range 200–235 nm and temperature range 210–350 K and reproduces their experimental data to within 3%. For the wavelength region 174–200 nm, Simon et al. report a temperature independent spectrum, which is inconsistent with the Rontu Carlon et al. results obtained at 185 and 200 nm. The Rontu Carlon et al. parameterization is recommended.

n	A_n	B_n
0	1112.736208	-1.116511649
1	-22.02146808	0.02447268904
2	0.1596666745	-0.0001954842393
3	-0.0005104078676	$6.775547148 \times 10^{-7}$
4	$6.062440506 \times 10^{-7}$	$-8.621070147 \times 10^{-10}$

The VUV absorption spectrum of CCl_4 has been measured by Russell et al.¹⁵ (112–175 nm), Causley and Russell² (111–195 nm), Ibuki et al.⁹ (105–210 nm), Ho⁷ (4.9–200 nm), and Seccombe et al.¹⁶ (50–200 nm). Burton et al.¹ measured cross sections for the region 6.4–225 nm using dipole (e,e) spectroscopy. The agreement in the $\sigma(\text{Lyman-}\alpha, 298 \text{ K})$ values is to within ~15%. The recommended $\sigma(\text{Lyman-}\alpha, 298 \text{ K})$ is the average of the interpolated results from Causley and Russell, Ibuki et al., and Ho, $3.7 \times 10^{-17} \text{ cm}^2 \text{ molecule}^{-1}$, with an uncertainty factor of 1.2 (2σ).

Photolysis Quantum Yield and Product Studies: Quantum yields ≥ 0.9 and ~ 0.75 for the photodissociative processes $\text{CCl}_4 + h\nu \rightarrow \text{CCl}_3 + \text{Cl}$ at 213.9 nm and $\text{CCl}_4 + h\nu \rightarrow \text{CCl}_2 + 2\text{Cl}$ at 163.3 nm, respectively, were derived from the gas-phase photolysis of CCl_4 in the presence of HCl, HBr, and C_2H_6 by Rebbert and Ausloos.¹¹ Clark and Husain³ report a quantum yield for $\text{Cl}^*(^2\text{P}_{1/2})$ atom formation in the broadband photolysis of CCl_4 to be 0.78 ± 0.27 . Hanf et al.⁶ reported Cl atom quantum yields in the photolysis of CCl_4 to be $\Phi(\text{Cl}) = 1.1 \pm 0.05$ and $\Phi(\text{Cl}^*) = 0.4 \pm 0.02$ (thus $\Phi(\text{Cl} + \text{Cl}^*) = 1.5 \pm 0.1$) at 193 nm and $\Phi(\text{Cl}) = 1.5 \pm 0.07$ and $\Phi(\text{Cl}^*) = 0.4 \pm 0.02$ (thus $\Phi(\text{Cl} + \text{Cl}^*) = 1.9 \pm 0.1$) at 135 nm. A quantum yield of unity with $\Phi(\text{Cl}) = 1$ is recommended.

Table 4F-23. Recommended Absorption Cross Sections of CCl_4 at 295 K

λ (nm)	$10^{20} \sigma$ (cm^2)	λ (nm)	$10^{20} \sigma$ (cm^2)
174	956	206	57.9
176	1010	208	53.0
178	982.5	210	47.4
180	806	212	41.3
182	647	214	35.2
184	478.5	216	29.3
186	338.5	218	23.8
188	227	220	18.9
190	145.5	222	14.7
192	99.6	224	11.3
194	76.7	226	8.53
196	69.5	228	6.63
198	68.0	230	4.71
200	67.8	232	3.48
202	64.8	234	2.57
204	61.9		

Notes:

174–192 nm: mean of data from Hubrich and Stuhl⁸ and Simon et al.¹⁷

194–198 nm: Simon et al.¹⁷

200–234 nm: Rontu Carlon et al.¹²

- (1) Burton, G. R.; Chan, W. F.; Cooper, G.; Brion, C. E. Valence- and inner-shell (Cl 2p, 2s; C 1s) photoabsorption and photoionization of carbon tetrachloride. Absolute oscillator strengths (5-400 eV) and dipole-induced breakdown pathways. *Chem. Phys.* **1994**, *181*, 147-172.
- (2) Causley, G. C.; Russell, B. R. The vacuum ultraviolet absorption spectra of the group IVA tetrachlorides. *J. Electron Spectrosc. Relat. Phenom.* **1977**, *11*, 383-397.
- (3) Clark, R. H.; Husain, D. Quantum yield measurements of Cl($3^2P_{1/2}$) and Cl($3^2P_{3/2}$) in the photolysis of C₁ chlorofluorocarbons determined by atomic resonance absorption spectroscopy in the vacuum UV. *J. Photochem.* **1984**, *24*, 103-115.
- (4) Currie, J.; Sidebottom, J. H.; Tedder, J. The reaction of cyclohexyl radicals with carbon tetrachloride. *Int. J. Chem. Kinet.* **1974**, *6*, 481-492.
- (5) Gordus, A. A.; Bernstein, R. B. Isotope effect in continuous ultraviolet absorption spectra: Methyl bromide-*d*₃ and chloroform-*d*. *J. Chem. Phys.* **1954**, *22*, 790-795.
- (6) Hanf, A.; Läuter, A.; Volpp, H.-R. Absolute chlorine atom quantum yield measurements in the UV and VUV gas-phase laser photolysis of CCl₄. *Chem. Phys. Lett.* **2003**, *368*, 445-451.
- (7) Ho, G. H. Absolute photabsorption cross section of CCl₄ in the energy range 6-250 eV. *Chem. Phys.* **1998**, *226*, 101-111.
- (8) Hubrich, C.; Stuhl, F. The ultraviolet absorption of some halogenated methanes and ethanes of atmospheric interest. *J. Photochem.* **1980**, *12*, 93-107.
- (9) Ibuki, T.; Takahashi, N.; Hiraya, A.; Shobatake, K. CCl₂(\tilde{A}^1B_1) radical formation in VUV photolyses of CCl₄ and CBrCl₃. *J. Chem. Phys.* **1986**, *85*, 5717-5722, doi:10.1063/1.451532.
- (10) Prahlad, V.; Kumar, V. Temperature dependence of photoabsorption cross sections of carbon tetrachloride at 186-240 nm. *J. Quant. Spectrosc. Radiat. Transfer* **1995**, *54*, 945-955.
- (11) Rebbert, R. E.; Ausloos, P. Gas-phase photodecomposition of carbon tetrachloride. *J. Photochem.* **1976/1977**, *6*, 265-276.
- (12) Rontu Carlon, N.; Papanastasiou, D. K.; Fleming, E. L.; Jackman, C. H.; Newman, P. A.; Burkholder, J. B. UV absorption cross sections of nitrous oxide (N₂O) and carbon tetrachloride (CCl₄) between 210 and 350 K and the atmospheric implications. *Atmos. Chem. Phys.* **2010**, *10*, 6137-6149, doi:10.5194/acp-10-6137-2010.
- (13) Rowland, F. S.; Molina, M. J. Chlorofluoromethanes in the environment. *Rev. Geophys. Space Phys.* **1975**, *13*, 1-35.
- (14) Roxlo, C.; Mandl, A. Vacuum ultraviolet absorption cross sections for halogen containing molecules. *J. Appl. Phys.* **1980**, *51*, 2969-2972.
- (15) Russell, B. R.; Edwards, L. O.; Raymond, J. W. Vacuum ultraviolet absorption spectra of the chloromethanes. *J. Am. Chem. Soc.* **1973**, *95*, 2129-2133, doi:10.1021/ja00788a008.
- (16) Seccombe, D. P.; Tuckett, R. P.; Baumgärtel, H.; Jochims, H. W. Vacuum-UV fluorescence spectroscopy of CCl₃F, CCl₃H and CCl₃Br in the range 8–30 eV. *Phys. Chem. Chem. Phys.* **1999**, *1*, 773-782.
- (17) Simon, P. C.; Gillotay, D.; Vanlaethem-Meurée, N.; Wisenberg, J. Ultraviolet absorption cross-sections of chloro and chlorofluoro-methanes at stratospheric temperatures. *J. Atmos. Chem.* **1988**, *7*, 107-135.
- (18) Vanlaethem-Meurée, N.; Wisenberg, J.; Simon, P. C. Absorption des chlorométhanés dans l'ultraviolet: mesures des sections efficaces d'absorption en fonction de la température. *Bull. Acad. Roy. Belgique Cl. Sci.* **1978**, *64*, 31-41.

F20. CH₃OCl (methyl hypochlorite)

[Back to Index](#)



(Recommendation: 06-2, Note: 10-6, Evaluated: 10-6)

Absorption Cross Sections: The UV/vis absorption spectrum of methyl hypochlorite, CH₃OCl, has been measured by Crowley et al.¹ (200–460 nm) and Jungkamp et al.² (230–400 nm). The spectrum has overlapping absorption bands with maxima at 230 and 310 nm. The agreement between the two data sets is good at wavelengths longer than 250 nm. At the maximum near 230 nm the cross sections from Jungkamp et al.² are about 15% smaller. The recommended cross sections in Table 4F-24 are the mean of the values reported by these two groups.

Photolysis Quantum Yield and Product Studies: Schindler et al.⁴ measured the quantum yield for the product channel Cl + CH₃O to be 0.95 ± 0.05 at 308 nm. They also determined an upper limit of <0.01 for HCl formation at 248 nm and the ratio Cl*($^2P_{1/2}$)/ Cl($^2P_{3/2}$) following photolysis at 235 and 238 nm to be 1.45 ±

0.05. Krisch et al.³ used photofragment translational spectroscopy to confirm that photodissociation of CH₃OCl at 248 nm resulted in only the cleavage of the O-Cl bond and the formation of Cl and CH₃O.

Table 4F-24. Recommended Absorption Cross Sections of CH₃OCl at 295 K

λ (nm)	$10^{20} \sigma$ (cm ²)	λ (nm)	$10^{20} \sigma$ (cm ²)	λ (nm)	$10^{20} \sigma$ (cm ²)
230	14.9	290	1.32	350	0.662
232	15.4	292	1.34	352	0.611
234	15.7	294	1.35	354	0.574
236	15.9	296	1.37	356	0.529
238	15.8	298	1.40	358	0.482
240	15.5	300	1.43	360	0.445
242	14.9	302	1.45	362	0.411
244	14.2	304	1.47	364	0.389
246	13.2	306	1.48	366	0.356
248	12.2	308	1.49	368	0.331
250	11.1	310	1.49	370	0.298
252	9.96	312	1.48	372	0.273
254	8.86	314	1.47	374	0.246
256	7.77	316	1.46	376	0.225
258	6.80	318	1.43	378	0.209
260	5.87	320	1.41	380	0.202
262	5.05	322	1.37	382	0.186
264	4.31	324	1.33	384	0.17
266	3.69	326	1.30	386	0.16
268	3.16	328	1.24	388	0.15
270	2.71	330	1.20	390	0.13
272	2.35	332	1.14	392	0.14
274	2.06	334	1.09	394	0.13
276	1.83	336	1.04		
278	1.64	338	0.980		
280	1.53	340	0.918		
282	1.42	342	0.875		
284	1.37	344	0.822		
286	1.33	346	0.760		
288	1.32	348	0.709		

Note:

230–394 nm: Mean of the data from Crowley et al.¹ and Jungkamp et al.²

- (1) Crowley, J. N.; Helleis, F.; Müller, R.; Moortgat, G. K.; Crutzen, P. J.; Orlando, J. J. CH₃OCl: UV/visible absorption cross sections, J values and atmospheric significance. *J. Geophys. Res.* **1994**, *99*, 20683-20688.
- (2) Jungkamp, T. P. W.; Kirchner, U.; Schmidt, M.; Schindler, R. N. UV absorption cross-section data for the hypochlorites ROCl (R = H, CH₃, C₂H₅, *i*-C₃H₇, *tert*-C₄H₉). *J. Photochem. Photobiol. A: Chem.* **1995**, *99*, 1-6.
- (3) Krisch, M. J.; McCunn, L. R.; Takematsu, K.; Butler, L. J.; Blase, F. R.; Shu, J. Photodissociation of CH₃OCl to CH₃O + Cl at 248 nm. *J. Phys. Chem. A* **2004**, *108*, 1650-1656, doi:10.1021/jp0372082.
- (4) Schindler, R. N.; Liesner, M.; Schmidt, S.; Kirchner, U.; Benter, T. Identification of nascent products formed in the laser photolysis of CH₃OCl and HOCl at 308 nm and around 235 nm. Total Cl-atom quantum yields and the state and velocity distributions of Cl(²P_j). *J. Photochem. Photobiol. A: Chem.* **1997**, *107*, 9-19.

F21. CHCl₃ (trichloromethane, chloroform)[Back to Index](#)

(Recommendation: 02-25, Note: 10-6, Evaluated: 10-6)

Absorption Cross Sections: The VUV/UV absorption spectrum of CHCl₃ (trichloromethane, chloroform) has been measured at room temperature by Lucazeau and Sandorfy⁵ (113–182 nm), Brownsword et al.² (Lyman- α , 121.6 nm), Russell et al.⁶ (110–200 nm), Gordus and Bernstein³ (222.7 nm), Hubrich and Stuhl⁴ (160–255 nm), Vanlaethem-Meurée et al.⁸ (190–230 nm), and Simon et al.⁷ (174–240 nm). The room temperature cross sections from Vanlaethem-Meurée et al.⁸ and Simon et al.⁷ are nearly identical in the wavelength region 190–210 nm. Differences of ~15% exist at longer wavelengths. The data of Hubrich and Stuhl⁴ and Simon et al.⁷ agree to within 10% between 180 and 234 nm. Differences of ~25% exist in the long wavelength tail with the values of Hubrich and Stuhl⁴ being larger. In the region of the absorption maximum at ~176 nm, the spread in the reported cross section values is the largest. Simon et al.⁷ report $\sigma(176 \text{ nm}) = \sim 5 \times 10^{-18} \text{ cm}^2$ compared to $3.7 \times 10^{-18} \text{ cm}^2$ reported by Hubrich and Stuhl⁴ and $< 2 \times 10^{-18} \text{ cm}^2$ by Lucazeau and Sandorfy.⁵ The recommended absorption cross sections in Table 4F-25 are only for wavelengths >180 nm and are the mean of the values reported by Hubrich and Stuhl⁴ and Simon et al.⁷ for the wavelength range 180–240 nm. For the wavelength range 242–256 nm the recommended cross sections are obtained by extrapolation, $\log \sigma(\lambda) = -1.2277 - 0.0844 \lambda$.

The temperature dependence of the absorption spectrum has been measured by Vanlaethem-Meurée et al.⁸ (190–230 nm) at 279 and 296 K and Simon et al.⁷ (174–240 nm) over the range 225–295 K. The temperature dependence is significant for wavelengths >194 nm where the cross sections decrease with decreasing temperature. Simon et al.⁷ parameterized the cross section temperature dependence using an empirical polynomial expansion

$$\log_{10} \sigma(\lambda, T) = \sum A_n \lambda^n + (T-273) \times \sum B_n \lambda^n$$

and reported calculated cross sections for T = 210, 230, 250, 270, and 295 K. The parameters A_n and B_n, valid for the temperature range 210–300 K and wavelength range 190–240 nm, given below are recommended.

$$\begin{array}{ll} A_0 = 269.80 & B_0 = 3.7973 \\ A_1 = -6.0908 & B_1 = -7.0913 \times 10^{-2} \\ A_2 = 4.7830 \times 10^{-2} & B_2 = 4.9397 \times 10^{-4} \\ A_3 = -1.6427 \times 10^{-4} & B_3 = -1.5226 \times 10^{-6} \\ A_4 = 2.0682 \times 10^{-7} & B_4 = 1.7555 \times 10^{-9} \end{array}$$

Photolysis Quantum Yield and Product Studies: Quantum yields for H atom formation have been measured by Brownsword et al.^{1,2} to be 0.23 ± 0.03 and 0.13 at 121.6 and 157.6 nm, respectively. H atom formation was not detected in the photolysis at 193.3 nm.

Table 4F-25. Recommended Absorption Cross Sections of CHCl₃ at 296 K

λ (nm)	$10^{20} \sigma$ (cm ²)	λ (nm)	$10^{20} \sigma$ (cm ²)	λ (nm)	$10^{20} \sigma$ (cm ²)
180	372	206	20.7	232	0.158
182	317	208	15.1	234	0.107
184	248	210	10.7	236	0.0730
186	186	212	7.48	238	0.0503
188	144	214	5.24	240	0.0347
190	113	216	3.60	242	0.0223
192	89.9	218	2.48	244	0.0151
194	76.1	220	1.69	246	0.01023
196	64.2	222	1.13	248	0.00694
198	53.0	224	0.750	250	0.00470
200	42.6	226	0.503	252	0.00319
202	34.4	228	0.342	254	0.00216
204	27.2	230	0.234	256	0.00147

Note:

180–240 nm: mean of data from Hubrich and Stuhl⁴ and Simon et al.⁷

242–256 nm: extrapolation, $\log \sigma(\lambda) = -1.2277 - 0.0844 \lambda$

- (1) Brownsword, R. A.; Hillenkamp, M.; Laurent, T.; Vatsa, R. K.; Volpp, H.-R.; Wolfrum, J. Dynamics of H atom formation in the photodissociation of chloromethanes at 193.3 nm. *J. Phys. Chem. A* **1997**, *101*, 5222-5227.
- (2) Brownsword, R. A.; Hillenkamp, M.; Laurent, T.; Vatsa, R. K.; Volpp, H.-R.; Wolfrum, J. Photodissociation dynamics of the chloromethanes at the Lyman- α wavelength (121.6 nm). *J. Chem. Phys.* **1997**, *106*, 1359-1366.
- (3) Gordus, A. A.; Bernstein, R. B. Isotope effect in continuous ultraviolet absorption spectra: Methyl bromide-*d*₃ and chloroform-*d*. *J. Chem. Phys.* **1954**, *22*, 790-795.
- (4) Hubrich, C.; Stuhl, F. The ultraviolet absorption of some halogenated methanes and ethanes of atmospheric interest. *J. Photochem.* **1980**, *12*, 93-107.
- (5) Lucazeau, G.; Sandorfy, C. On the far-ultraviolet spectra of some simple aldehydes. *J. Mol. Spectrosc.* **1970**, *35*, 214-231.
- (6) Russell, B. R.; Edwards, L. O.; Raymond, J. W. Vacuum ultraviolet absorption spectra of the chloromethanes. *J. Am. Chem. Soc.* **1973**, *95*, 2129-2133, doi:10.1021/ja00788a008.
- (7) Simon, P. C.; Gillotay, D.; Vanlaethem-Meurée, N.; Wisenberg, J. Ultraviolet absorption cross-sections of chloro and chlorofluoro-methanes at stratospheric temperatures. *J. Atmos. Chem.* **1988**, *7*, 107-135.
- (8) Vanlaethem-Meurée, N.; Wisenberg, J.; Simon, P. C. Absorption des chlorométhanes dans l'ultraviolet: mesures des sections efficaces d'absorption en fonction de la température. *Bull. Acad. Roy. Belgique Cl. Sci.* **1978**, *64*, 31-41.

F22. CH₂Cl₂ (dichloromethane)

[Back to Index](#)



(Recommendation: 02-25, Note: 10-6, Evaluated: 10-6)

Absorption Cross Sections: The VUV/UV absorption spectrum of dichloromethane, CH₂Cl₂, has been measured at room temperature by Russell et al.⁵ (110–200 nm), Brownsword et al.² (Lyman- α , 121.6 nm), Gordus and Bernstein³ (213 nm), Hubrich and Stuhl⁴ (160–255 nm), Vanlaethem-Meurée et al.⁷ (176–216 nm), and Simon et al.⁶ (176–220 nm). The room temperature data of Vanlaethem-Meurée et al.⁷ and Simon et al.⁶ are nearly identical. The cross sections of Hubrich and Stuhl⁴ are as much as 12% greater than those of Simon et al.⁶ in the 176–206 nm wavelength range. Differences of ~50% exist in the 185–220 nm range. The recommended absorption cross sections in Table 4F-26 are the mean of the values reported by Hubrich and Stuhl⁴ and Simon et al.⁶ for the wavelength range 176–220 nm. For wavelengths >220 nm the recommended cross sections are obtained by extrapolation, $\log \sigma(\lambda) = -2.1337 - 0.08439 \lambda$. The measured cross section values in this wavelength range from Hubrich and Stuhl⁴ are smaller by ~7% for wavelengths <230 nm and larger ~50% between 235 and 255 nm than the extrapolated values.

The temperature dependence of the absorption spectrum has been measured by Vanlaethem-Meurée et al.⁷ (176–216 nm) at 279 and 296 K and Simon et al.⁶ (176–220 nm) over the range 225–295 K. The temperature dependence is significant for wavelengths >190 nm where the cross sections decrease with decreasing temperature. Simon et al.⁶ parameterized the cross section temperature dependence using an empirical polynomial expansion

$$\log_{10} \sigma(\lambda, T) = \sum A_n \lambda^n + (T-273) \times \sum B_n \lambda^n$$

and reported calculated cross sections for T = 210, 230, 250, 270, and 295 K. The parameters A_n and B_n, valid for the temperature range 210–300 K and wavelength range 176–220 nm, given below are recommended.

A ₀ = -1431.8	B ₀ = -3.1171
A ₁ = 27.395	B ₁ = 6.7874 × 10 ⁻²
A ₂ = -1.9807 × 10 ⁻¹	B ₂ = -5.5000 × 10 ⁻⁴
A ₃ = 6.3468 × 10 ⁻⁴	B ₃ = 1.9649 × 10 ⁻⁶
A ₄ = -7.6298 × 10 ⁻⁷	B ₄ = -2.6101 × 10 ⁻⁹

Photolysis Quantum Yield and Product Studies: Quantum yields for H atom formation have been measured by Brownsword et al.^{1,2} to be 0.28 ± 0.03, 0.23, and 0.002 ± 0.001 at 121.6, 157.6, and 193.3 nm, respectively.

Table 4F-26. Recommended Absorption Cross Sections of CH₂Cl₂ at 298 K

λ (nm)	$10^{20} \sigma$ (cm ²)	λ (nm)	$10^{20} \sigma$ (cm ²)	λ (nm)	$10^{20} \sigma$ (cm ²)
176	186	204	4.41	232	0.0194
178	182	206	3.07	234	0.0132
180	173	208	2.13	236	0.00892
182	156	210	1.45	238	0.00605
184	135	212	0.978	240	0.00410
186	110	214	0.651	242	0.00278
188	84.2	216	0.435	244	0.00188
190	61.0	218	0.291	246	0.00128
192	43.9	220	0.190	248	0.000866
194	30.5	222	0.135	250	0.000587
196	20.6	224	0.0918	252	0.000398
198	14.1	226	0.0623	254	0.000270
200	9.48	228	0.0422	256	0.000183
202	6.40	230	0.0286		

Note:

176–220 nm: mean of values from Hubrich and Stuhl⁴ and Simon et al.⁶

222–256 nm: extrapolation, $\log \sigma(\lambda) = -2.1337 - 0.08439 \lambda$

- (1) Brownsword, R. A.; Hillenkamp, M.; Laurent, T.; Vatsa, R. K.; Volpp, H.-R.; Wolfrum, J. Dynamics of H atom formation in the photodissociation of chloromethanes at 193.3 nm. *J. Phys. Chem. A* **1997**, *101*, 5222-5227.
- (2) Brownsword, R. A.; Hillenkamp, M.; Laurent, T.; Vatsa, R. K.; Volpp, H.-R.; Wolfrum, J. Photodissociation dynamics of the chloromethanes at the Lyman- α wavelength (121.6 nm). *J. Chem. Phys.* **1997**, *106*, 1359-1366.
- (3) Gordus, A. A.; Bernstein, R. B. Isotope effect in continuous ultraviolet absorption spectra: Methyl bromide-*d*₃ and chloroform-*d*. *J. Chem. Phys.* **1954**, *22*, 790-795.
- (4) Hubrich, C.; Stuhl, F. The ultraviolet absorption of some halogenated methanes and ethanes of atmospheric interest. *J. Photochem.* **1980**, *12*, 93-107.
- (5) Russell, B. R.; Edwards, L. O.; Raymond, J. W. Vacuum ultraviolet absorption spectra of the chloromethanes. *J. Am. Chem. Soc.* **1973**, *95*, 2129-2133, doi:10.1021/ja00788a008.
- (6) Simon, P. C.; Gillotay, D.; Vanlaethem-Meurée, N.; Wisenberg, J. Ultraviolet absorption cross-sections of chloro and chlorofluoro-methanes at stratospheric temperatures. *J. Atmos. Chem.* **1988**, *7*, 107-135.
- (7) Vanlaethem-Meurée, N.; Wisenberg, J.; Simon, P. C. Absorption des chlorométhane dans l'ultraviolet: mesures des sections efficaces d'absorption en fonction de la température. *Bull. Acad. Roy. Belgique Cl. Sci.* **1978**, *64*, 31-41.

F23. CH₃Cl (chloromethane, methyl chloride)

[Back to Index](#)



(Recommendation: 06-2, Note: 15-10, Evaluated: 15-10)

Absorption Cross Sections: The VUV/UV absorption spectrum of CH₃Cl (chloromethane, methyl chloride) has been measured at room temperature by Russell et al.⁶ (110–200 nm), Brownsword et al.² (Lyman- α , 121.6 nm), Felps et al.³ (171.2 nm), Robbins⁵ (174–220 nm), Hubrich et al.⁴ (158–235 nm), Vanlaethem-Meurée et al.⁸ (186–216 nm), and Simon et al.⁷ (174–216 nm). The room temperature data generally agree within 10% over the wavelength range 174–216 nm and the data of Vanlaethem-Meurée et al.⁸ and Simon et al.⁷ are nearly identical. The cross section at 171 nm from Felps et al. is ~15% less than that of Hubrich et al.⁴ The recommended absorption cross sections in Table 4F-27 are the mean of the values reported by Robbins,⁵ Hubrich et al.,⁴ and Simon et al.⁷ in the range 174–184 nm, the mean of the values reported by Robbins,⁵ Hubrich et al.,⁴ Vanlaethem-Meurée et al.,⁸ and Simon et al.⁷ in the range 186–216 nm, and the mean of the values reported by Robbins⁵ and Hubrich et al.⁴ in the range 218–220 nm. For the wavelength range 222–236 nm the recommended values were obtained from a log-linear fit to the Hubrich et al.⁴ data in the range 200–235 nm, $\log \sigma(\lambda) = -0.24164 - 0.09743 \lambda$. The cross section uncertainty in the 190–230 nm region is estimated to be 1.12 (2 σ), which encompasses the available data.

The VUV spectrum in the Lyman- α vicinity contains strong diffuse band structure with a maximum nearly coincident with Lyman- α . There is reasonable agreement, to within 30%, in the reported absorption cross sections. The recommended $\sigma(\text{Lyman-}\alpha)$ is $8.8 \times 10^{-17} \text{ cm}^2 \text{ molecule}^{-1}$ with an uncertainty factor of 1.15 (2σ), which encompasses the available data.

The temperature dependence of the UV absorption spectrum has been measured by Hubrich et al.⁴ (158–235 nm) at 208 and 298 K, Vanlaethem-Meurée et al.⁸ (186–216 nm) at 255, 279, and 296 K, and Simon et al.⁷ (174–216 nm) over the range 225–295 K. The temperature dependence of the absorption cross sections is significant at wavelengths above 194 nm where the cross sections decrease with decreasing temperature. There is very good agreement in the values reported by Vanlaethem-Meurée et al.⁸ and Simon et al.⁷ Simon et al.⁷ parameterized the cross section temperature dependence using an empirical polynomial expansion

$$\log_{10} \sigma(\lambda, T) = \sum A_n \lambda^n + (T-273) \times \sum B_n \lambda^n$$

and reported calculated cross sections for T = 210, 230, 250, 270, and 295 K. The parameters A_n and B_n , valid for the temperature range 210–300 K and wavelength range 174–216 nm, given below are recommended.

$$\begin{array}{ll} A_0 = -299.80 & B_0 = -7.1727 \\ A_1 = 5.1047 & B_1 = 1.4837 \times 10^{-1} \\ A_2 = -3.3630 \times 10^{-2} & B_2 = -1.1463 \times 10^{-3} \\ A_3 = 9.5805 \times 10^{-5} & B_3 = 3.9188 \times 10^{-6} \\ A_4 = -1.0135 \times 10^{-7} & B_4 = -4.9994 \times 10^{-9} \end{array}$$

Photolysis Quantum Yield and Product Studies: Quantum yields for H atom formation have been measured by Brownsword et al.^{1,2} to be 0.53 ± 0.05 , 0.29, and 0.012 ± 0.006 at 121.6, 157.6, and 193.3 nm, respectively.

Table 4F-27. Recommended Absorption Cross Sections of CH₃Cl at 298 K

λ (nm)	$10^{20} \sigma$ (cm ²)	λ (nm)	$10^{20} \sigma$ (cm ²)	λ (nm)	$10^{20} \sigma$ (cm ²)
174	110	196	3.96	218	0.0345
176	93.9	198	2.68	220	0.0220
178	78.2	200	1.77	222	0.0135
180	63.6	202	1.13	224	0.00859
182	46.5	204	0.731	226	0.00549
184	35.0	206	0.482	228	0.00350
186	25.8	208	0.313	230	0.00224
188	18.4	210	0.200	232	0.00143
190	12.8	212	0.127	234	0.00091
192	8.84	214	0.0860	236	0.00058
194	5.83	216	0.0534		

Note:

174–184 nm: mean of data from Robbins,⁵ Hubrich et al.,⁴ and Simon et al.⁷

186–216 nm: mean of data from Robbins,⁵ Hubrich et al.,⁴ Vanlaethem-Meurée et al.,⁸ and Simon et al.⁷

218–220 nm: mean of data from Robbins⁵ and Hubrich et al.⁴

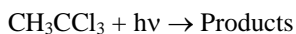
222–236 nm: fit to data from Hubrich et al.,⁴ $\log \sigma(\lambda) = -0.24164 - 0.09743 \lambda$

- (1) Brownsword, R. A.; Hillenkamp, M.; Laurent, T.; Vatsa, R. K.; Volpp, H.-R.; Wolfrum, J. Dynamics of H atom formation in the photodissociation of chloromethanes at 193.3 nm. *J. Phys. Chem. A* **1997**, *101*, 5222-5227.
- (2) Brownsword, R. A.; Hillenkamp, M.; Laurent, T.; Vatsa, R. K.; Volpp, H.-R.; Wolfrum, J. Photodissociation dynamics of the chloromethanes at the Lyman- α wavelength (121.6 nm). *J. Chem. Phys.* **1997**, *106*, 1359-1366.
- (3) Felps, W. S.; Rupnik, K.; McGlynn, S. P. Electronic spectroscopy of the cyanogen halides. *J. Phys. Chem.* **1991**, *95*, 639-656, doi:10.1021/j100155a028.
- (4) Hubrich, C.; Zetzsch, C.; Stuhl, F. Absorption spectra of halogenated methanes in wavelength region from 275 to 160 nm at temperatures of 298 and 208 K. *Ber. Bunsenges. Phys. Chem.* **1977**, *81*, 437-442.

- (5) Robbins, D. E. Photodissociation of methyl chloride and methyl bromide in the atmosphere. *Geophys. Res. Lett.* **1976**, *3*, 213-216.
- (6) Russell, B. R.; Edwards, L. O.; Raymonda, J. W. Vacuum ultraviolet absorption spectra of the chloromethanes. *J. Am. Chem. Soc.* **1973**, *95*, 2129-2133, doi:10.1021/ja00788a008.
- (7) Simon, P. C.; Gillotay, D.; Vanlaethem-Meurée, N.; Wisenberg, J. Ultraviolet absorption cross-sections of chloro and chlorofluoro-methanes at stratospheric temperatures. *J. Atmos. Chem.* **1988**, *7*, 107-135.
- (8) Vanlaethem-Meurée, N.; Wisenberg, J.; Simon, P. C. Absorption des chlorométhanes dans l'ultraviolet: mesures des sections efficaces d'absorption en fonction de la température. *Bull. Acad. Roy. Belgique Cl. Sci.* **1978**, *64*, 31-41.

F24. CH₃CCl₃ (1,1,1-trichloroethane, methylchloroform)

[Back to Index](#)



(1)

(Recommendation: 15-10, Note: 15-10, Evaluated: 15-10)

Absorption Cross Sections: The VUV/UV absorption spectrum of CH₃CCl₃ (1,1,1-trichloroethane, methylchloroform) has been measured at room temperature by Salomon et al.⁴ (147 nm), Hubrich and Stuhl² (160–255 nm), Vanlaethem-Meurée et al.⁵ (182–240 nm), and Nayak et al.³ (160–240 nm). Hubrich and Stuhl² corrected their measured spectrum between 170 and 190 nm for the presence of a 1,4-dioxane stabilizer, corrections were <10.7%. Nayak et al.³ also measured the absorption cross sections in the liquid-phase over the range 235–260 nm and used a wavelength shift procedure to derive the gas-phase cross section data in this wavelength range. The agreement of the room temperature data is within 20% in the region 165–205 nm. Between 210 and 240 nm, the data of Vanlaethem-Meurée et al.⁵ and Nayak et al.³ agree to within 15%, whereas the data from Hubrich and Stuhl² are 100–150% greater. The recommended absorption cross sections in Table 4F-28 are the mean of the values reported by Hubrich and Stuhl² and Nayak et al.³ in the range 170–180 nm, the mean of the values reported by Vanlaethem-Meurée et al.,⁵ Hubrich and Stuhl,² and Nayak et al.³ in the range 185–205 nm, and the mean of the values reported by Vanlaethem-Meurée et al.⁵ and Nayak et al.³ in the range 210–240 nm. For wavelengths >240 nm, the recommended values were obtained by extrapolation of the Nayak et al.³ data in the range 210–240 nm, $\log \sigma(\lambda) = -1.59792 - 0.08066 \lambda$. The values measured by Hubrich and Stuhl² in this wavelength range are greater by ~140% at 250 nm and less by ~80% at 255 nm than the recommended values. The cross section uncertainty in the 190–230 nm region is estimated to be 1.18 (2σ), which encompasses the available data.

There are no Lyman-α cross section data available. A σ(Lyman-α) value of $7 \times 10^{-17} \text{ cm}^2 \text{ molecule}^{-1}$ is estimated with an uncertainty factor of 1.4 (2σ).

The temperature dependence of the absorption spectrum has been measured by Vanlaethem-Meurée et al.⁵ (182–240 nm) over the range 220–295 K and Nayak et al.³ (160–240 nm) over the range 223–333 K. The temperature dependence of the absorption cross sections is significant at wavelengths >210 nm where the cross sections decrease with decreasing temperature. The studies of Nayak et al.³ and Vanlaethem-Meurée et al.⁵ are in good agreement. Vanlaethem-Meurée et al.⁵ parameterized the cross section temperature dependence using an empirical polynomial expansion

$$\log_{10} \sigma(\lambda, T) = \sum A_n \lambda^n + (T-273) \times \sum B_n \lambda^n$$

and reported calculated cross sections for T = 210, 230, 250, 270, and 295 K. The parameters A_n and B_n, valid for the temperature range 210–300 K and wavelength range 182–240 nm, reported by Gillotay and Simon¹ and given below are recommended.

$A_0 = 341.085191$	$B_0 = -1.660090$
$A_1 = -7.273362$	$B_1 = 3.079969 \times 10^{-2}$
$A_2 = 5.498387 \times 10^{-2}$	$B_2 = -2.106719 \times 10^{-4}$
$A_3 = -1.827552 \times 10^{-4}$	$B_3 = 6.264984 \times 10^{-7}$
$A_4 = 2.238640 \times 10^{-7}$	$B_4 = -6.781342 \times 10^{-10}$

Photolysis Quantum Yield and Product Studies: No recommendation.

Table 4F-28. Recommended Absorption Cross Sections of CH₃CCl₃ at 298 K

λ (nm)	$10^{20} \sigma$ (cm ²)
170	406
175	424
180	404
185	301
190	212
195	147
200	92.1
205	52.0
210	25.5
215	10.9
220	4.47
225	1.82
230	0.717
235	0.276
240	0.111
245	0.0437
250	0.0173
255	0.00682

Note:

170–180 nm: mean of Hubrich and Stuhl² and Nayak et al.³

185–205 nm: mean of Vanlaethem-Meurée et al.,⁵ Hubrich and Stuhl,² and Nayak et al.³

210–240 nm: mean of Vanlaethem-Meurée et al.⁵ and Nayak et al.³

245–255 nm: extrapolation, $\log \sigma(\lambda) = -1.59792 - 0.08066 \lambda$

- (1) Gillotay, D.; Simon, P. C. Ultraviolet absorption cross-sections of photoactive species of stratospheric interest Part 1: The halocarbons. *Aeronomica Acta A* **1990**, 356, 1-173.
- (2) Hubrich, C.; Stuhl, F. The ultraviolet absorption of some halogenated methanes and ethanes of atmospheric interest. *J. Photochem.* **1980**, 12, 93-107.
- (3) Nayak, A. K.; Kurylo, M. J.; Fahr, A. UV absorption cross sections of methylchloroform: Temperature-dependent gas and liquid phase measurements. *J. Geophys. Res.* **1995**, 100, 11185-11189.
- (4) Salomon, D.; Kirk, A. W.; Tschuikow-Roux, E. Primary processes in the photochemical decomposition of 1,1,1-trichloroethane at 147 nm. *J. Photochem.* **1977**, 7, 345-353.
- (5) Vanlaethem-Meurée, N.; Wisemberg, J.; Simon, P. C. Ultraviolet absorption spectrum of methylchloroform in the vapor phase. *Geophys. Res. Lett.* **1979**, 6, 451-454.

F25. CH₃CH₂Cl (chloroethane, ethyl chloride)

[Back to Index](#)

CH₃CH₂Cl + hν → Products

(1)

(Recommendation: 02-25, Note: 10-6, Evaluated: 10-6)

Absorption Cross Sections: The room temperature VUV/UV absorption spectrum of CH₃CH₂Cl (chloroethane, ethyl chloride) has been measured by Ichimura et al.² (147 nm) and Hubrich and Stuhl¹ (160–240 nm). The recommended absorption cross sections in Table 4F-29 are taken from Hubrich and Stuhl.¹

Photolysis Quantum Yield and Product Studies: No recommendation.

Table 4F-29. Recommended Absorption Cross Sections of CH₃CH₂Cl at 298 K

λ (nm)	$10^{20} \sigma$ (cm ²)	λ (nm)	$10^{20} \sigma$ (cm ²)	λ (nm)	$10^{20} \sigma$ (cm ²)
160	189.0	190	6.85	220	0.0127
165	110.0	195	2.56	225	0.00463
170	70.5	200	1.17	230	0.00117
175	44.4	205	0.375	235	0.000395
180	30.4	210	0.147	240	0.000156
185	13.6	215	0.0433		

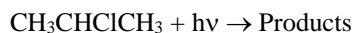
Note:

160–240 nm: Hubrich and Stuhl¹

- (1) Hubrich, C.; Stuhl, F. The ultraviolet absorption of some halogenated methanes and ethanes of atmospheric interest. *J. Photochem.* **1980**, *12*, 93-107.
- (2) Ichimura, T.; Kirk, A. W.; Kramer, G.; Tschuikow-Roux, E. Photolysis of ethyl chloride (Freon 160) at 147 nm. *J. Photochem.* **1976/1977**, *6*, 77-90.

F26. CH₃CHClCH₃ (2-chloropropane)

[Back to Index](#)



(1)

(Recommendation: 02-25, Note: 10-6, Evaluated: 10-6)

Absorption Cross Sections: The VUV/UV absorption spectrum of 2-chloropropane, CH₃CHClCH₃, has been measured by Gillotay and Simon.¹ The Gillotay and Simon¹ results are reported (erroneously) as CH₃CH₂ClCH₃, which presumably should be CH₃CHClCH₃. The recommended data are listed in Table 4F-30.

Photolysis Quantum Yield and Product Studies: No recommendation.

Table 4F-30. Recommended Absorption Cross Sections of CH₃CHClCH₃ at 295 K

λ (nm)	$10^{20} \sigma$ (cm ²)	λ (nm)	$10^{20} \sigma$ (cm ²)	λ (nm)	$10^{20} \sigma$ (cm ²)
170	31.7	192	4.67	214	0.0965
172	27.0	194	3.49	216	0.0652
174	24.3	196	2.58	218	0.0444
176	22.1	198	1.88	220	0.0308
178	20.3	200	1.34	222	0.0212
180	18.0	202	0.954	224	0.0144
182	15.0	204	0.671	226	0.0107
184	12.2	206	0.463	228	0.00752
186	9.99	208	0.311	230	0.00580
188	7.93	210	0.214		
190	6.06	212	0.144		

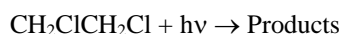
Note:

170–230 nm: Gillotay and Simon¹

- (1) Gillotay, D.; Simon, P. C. Ultraviolet absorption cross-sections of photoactive species of stratospheric interest Part 1: The halocarbons. *Aeronomica Acta A* **1990**, *356*, 1-173.

F27. CH₂ClCH₂Cl (1,2-dichloroethane)

[Back to Index](#)



(1)

(Recommendation: 02-25, Note: 10-6, Evaluated: 10-6)

Absorption Cross Sections: The VUV/UV absorption spectrum of 1,2-dichloroethane, CH₂ClCH₂Cl, has been measured by Russell et al.¹ (116–192 nm) and Yano and Tschuikow-Roux² (147 nm). No recommendation is given.

Photolysis Quantum Yield and Product Studies: No recommendation.

- (1) Russell, B. R.; Edwards, L. O.; Raymond, J. W. Vacuum ultraviolet absorption spectra of the chloromethanes. *J. Am. Chem. Soc.* **1973**, *95*, 2129-2133, doi:10.1021/ja00788a008.
- (2) Yano, T.; Tschuikow-Roux, E. A reexamination of the photodissociation of CH₂ClCH₂Cl at 147 nm. Test for chlorine atom reactions. *J. Phys. Chem.* **1980**, *84*, 3372-3377.

F28. CH₂ClCH₂CH₂Cl (1,3-dichloropropane)

[Back to Index](#)



(Recommendation: 02-25, Note: 10-6, Evaluated: 10-6)


Absorption Cross Sections: The VUV/UV absorption spectrum of 1,3-dichloropropane, CH₂ClCH₂CH₂Cl, has been measured by Russell et al.¹ (116–192 nm). No recommendation is given.

Photolysis Quantum Yield and Product Studies: No recommendation.

- (1) Russell, B. R.; Edwards, L. O.; Raymond, J. W. Vacuum ultraviolet absorption spectra of the chloromethanes. *J. Am. Chem. Soc.* **1973**, *95*, 2129-2133, doi:10.1021/ja00788a008.

F29. CH₂Cl(CH₂)₂CH₂Cl (1,4-dichlorobutane)

[Back to Index](#)



(Recommendation: 02-25, Note: 10-6, Evaluated: 10-6)

Absorption Cross Sections: The VUV/UV absorption spectrum of 1,4-dichlorobutane, CH₂Cl(CH₂)₂CH₂Cl, has been measured by Russell et al.¹ (129–188 nm). No recommendation is given.

Photolysis Quantum Yield and Product Studies: No recommendation.

- (1) Russell, B. R.; Edwards, L. O.; Raymond, J. W. Vacuum ultraviolet absorption spectra of the chloromethanes. *J. Am. Chem. Soc.* **1973**, *95*, 2129-2133, doi:10.1021/ja00788a008.

F30. COCl₂ (carbonyl dichloride, phosgene)

[Back to Index](#)



(Recommendation: 94-26, Note: 10-6, Evaluated: 10-6)

Absorption Cross Sections: The UV absorption spectrum of COCl₂ (carbonyl dichloride, phosgene) has been measured at room temperature by Chou et al.² (185–226 nm), Okabe⁸ (240–280 nm), Meller et al.⁷ (200–315 nm), Jäger et al.⁶ (172–220 nm), Okabe^{9,10} (147, 184.9, and 253.7 nm), Glicker and Okabe⁴ (229 and 254 nm), and Gillotay et al.³ (166–308 nm). The spectrum shows a weak absorption band between 215 and 310 nm with the maximum at ~235 nm and a strong absorption band below 200 nm with the maximum at ~174 nm. The room temperature values reported in the various studies are in very good agreement, generally within 10%. An exception is in the region of the absorption minimum around 200 nm where the values of Jäger et al.⁶ are lower than those of Gillotay et al.³ by as much as 20%. In this region the values of Chou et al.² and Meller et al.⁷ are between those of Gillotay et al.³ and Jäger et al.⁶

The recommended absorption cross sections in Table 4F-31 are averages over 500 cm⁻¹ intervals of the values of Gillotay et al.³ in the region 168.10–173.15 nm, the mean of the values from Gillotay et al.³ and Jäger et al.⁶ in the region 174.65–182.65 nm, the mean of the values from Chou et al.,² Gillotay et al.,³ and Jäger et al.⁶ in the region 184.35–199.00 nm, the mean of the values of Chou et al.,² Gillotay et al.,³ Meller et al.,⁷ and Jäger et al.⁶ in the region 201.01–218.59 nm, the mean of the values from Chou et al.,² Gillotay et al.,³ and Meller et al.⁷ in the region 221.00–226.00 nm, and the mean of the values from Gillotay et al.³ and Meller et al.⁷ in the region 228.58–305.36 nm.

The temperature dependence of the absorption spectrum has been measured by Gillotay et al.³ (166–308 nm) over the range 210–295 K. The temperature dependence is significant only in the region <175 nm and >250 nm. The strong absorption band is shifted slightly to shorter wavelengths with decreasing temperature and a peak cross section increase of ~20% between 295 and 210 K. In the long wavelength region, the absorption cross sections decrease with decreasing temperature with a decrease of ~80% at 305 nm between 295 and 210 K.

Photolysis Quantum Yield and Product Studies: Phosgene is a useful actinometer in the region 200–280 nm. The photodissociation processes $\text{COCl}_2 + h\nu \rightarrow \text{COCl} + \text{Cl}$ with subsequent decay of the COCl radical, $\text{COCl} \rightarrow \text{CO} + \text{Cl}$, produces CO with unity quantum yield (see Okabe,⁸ Wijnen,¹¹ Heicklen,⁵ and Calvert and Pitts¹).

Table 4F-31. Recommended Absorption Cross Sections of COCl_2 at 298 K

λ (nm)	$10^{20} \sigma$ (cm^2)	λ (nm)	$10^{20} \sigma$ (cm^2)	λ (nm)	$10^{20} \sigma$ (cm^2)	λ (nm)	$10^{20} \sigma$ (cm^2)
168.10	301	193.25	68.8	223.47	12.6	264.92	2.68
170.95	433	195.15	52.1	226.00	13.0	268.50	1.85
173.15	493	197.05	40.6	228.58	13.2	272.12	1.17
174.65	509	199.00	31.7	231.23	13.4	275.88	0.689
176.20	475	201.01	25.7	233.93	13.5	279.74	0.370
177.80	427	203.05	20.7	236.69	13.0	283.70	0.182
179.40	369	205.14	17.2	239.53	12.4	287.78	0.0771
181.00	313	207.26	14.7	242.43	11.5	291.99	0.0298
182.65	261	209.43	13.0	245.41	10.4	296.32	0.0104
184.35	210	211.65	11.9	248.45	9.07	300.77	0.00323
186.05	178	213.89	11.4	251.59	7.75	305.36	0.00096
187.80	137	216.20	11.3	254.79	6.32		
189.60	112	218.59	11.5	258.08	5.02		
191.40	88.9	221.00	12.2	261.45	3.77		

Note:

168.10–173.15 nm: Gillotay et al.³

174.65–182.65 nm: mean of Gillotay et al.³ and Jäger et al.⁶

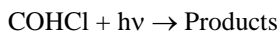
184.35–199.00 nm: mean of Chou et al.,² Gillotay et al.,³ and Jäger et al.⁶

201.01–218.59 nm: mean of Chou et al.,² Gillotay et al.,³ Meller et al.,⁷ and Jäger et al.⁶

221.00–226.00 nm: mean of Chou et al.,² Gillotay et al.,³ and Meller et al.⁷

228.58–305.36 nm: mean of Gillotay et al.³ and Meller et al.⁷

- (1) Calvert, J. G.; Pitts, J. N. In *Photochemistry*; John Wiley & Sons, Inc.: New York, 1966; pp 230-231.
- (2) Chou, C. C.; Crescentini, G.; Vera-Ruiz, H.; Smith, W. S.; Rowland, F. S. "Stratospheric photochemistry of CF_2O , CClFO , and CCl_2O "; 173rd American Chemical Society Meeting, 1977, New Orleans, LA.
- (3) Gillotay, D.; Simon, P. C.; Dierickx, L. Ultraviolet absorption cross-sections of some carbonyl compounds and their temperature dependence. *Aeronomica Acta* **1993**, 368, 1-15.
- (4) Glicker, S.; Okabe, H. Photochemistry of diacetylene. *J. Phys. Chem.* **1987**, 91, 437-440, doi:10.1021/j100286a036.
- (5) Heicklen, J. The photolysis of phosgene-ethylene mixtures. *J. Am. Chem. Soc.* **1965**, 87, 445-453, doi:10.1021/ja01081a010.
- (6) Jäger, M.; Heydtmann, H.; Zetzsch, C. Vacuum ultraviolet spectrum and quantum yield of the 193 nm photolysis of phosgene. *Chem. Phys. Lett.* **1996**, 263, 817-821.
- (7) Meller, R.; Boglu, D.; Moortgat, G. K. "UV spectra of several halogenated carbonyl compounds and FTIR studies of the degradation of CF_3COCl , HCFC-123 and HFC-143a "; Kinetics and Mechanisms for the Reactions of Halogenated Organic Compounds in the Troposphere. STEP-HALOCSIDE/AFEAS WORKSHOP, 1991, Dublin, Ireland.
- (8) Okabe, H. Photodissociation of thiophosgene. *J. Chem. Phys.* **1977**, 66, 2058-2062.
- (9) Okabe, H. Photochemistry of acetylene at 1470 Å. *J. Chem. Phys.* **1981**, 75, 2772-2778.
- (10) Okabe, H. Photochemistry of acetylene at 1849 Å. *J. Chem. Phys.* **1983**, 78, 1312-1317.
- (11) Wijnen, M. H. Photolysis of phosgene in the presence of ethylene. *J. Am. Chem. Soc.* **1961**, 83, 3014-3017, doi:10.1021/ja01475a009.

F31. COHCl (formyl chloride)[Back to Index](#)

(Recommendation: 06-2, Note: 10-6, Evaluated: 10-6)

Absorption Cross Sections: The UV absorption spectrum of formyl chloride, COHCl, has been measured at room temperature by Libuda et al.¹ (239–307 nm). The absorption spectrum has a highly structured absorption band with a maximum near 260 nm. The recommended cross sections in Table 4F-32 are the averages over 1 nm intervals of the data from Libuda et al.¹ (0.7 nm resolution).

Photolysis Quantum Yield and Product Studies: No recommendation.


Table 4F-32. Recommended Absorption Cross Sections of COHCl at 298 K

λ (nm)	$10^{20} \sigma$ (cm ²)	λ (nm)	$10^{20} \sigma$ (cm ²)	λ (nm)	$10^{20} \sigma$ (cm ²)	λ (nm)	$10^{20} \sigma$ (cm ²)
240	2.76	257	3.92	274	3.53	291	0.624
241	3.36	258	5.03	275	2.30	292	0.605
242	3.41	259	4.45	276	3.28	293	0.342
243	3.32	260	5.46	277	2.38	294	0.431
244	3.03	261	5.09	278	2.09	295	0.303
245	3.53	262	4.66	279	1.89	296	0.275
246	4.01	263	4.54	280	2.22	297	0.184
247	4.64	264	4.03	281	1.06	298	0.165
248	4.44	265	3.83	282	1.98	299	0.178
249	4.27	266	4.72	283	1.36	300	0.0562
250	3.92	267	3.76	284	1.15	301	0.0912
251	4.38	268	4.83	285	1.51	302	0.0805
252	4.57	269	3.79	286	1.00	303	0.0319
253	4.98	270	3.34	287	0.784	304	0.0587
254	5.20	271	3.72	288	0.748	305	0.0275
255	4.59	272	2.68	289	0.880	306	0.0157
256	5.07	273	2.74	290	0.371	307	0.0131

Note:

Libuda et al.¹

- (1) Libuda, H. G.; Zabel, F.; Fink, E. H.; Becker, K. H. Formyl chloride: UV absorption cross sections and rate constants for the reactions with Cl and OH. *J. Phys. Chem.* **1990**, *94*, 5860-5865.

F32. COFCl (carbonyl chlorofluoride, fluorochlorophosgene)[Back to Index](#)

(Recommendation: 94-26, Note: 10-6, Evaluated: 10-6)

Absorption Cross Sections: The UV absorption spectrum of COFCl (carbonyl chlorofluoride, fluorochlorophosgene) has been measured at room temperature by Chou et al.¹ (186–226 nm), Hermann et al.² (193.4 nm), and Nölle et al.^{3,4} (200–262 nm). The spectrum has monotonically decreasing absorptions cross sections with increasing wavelength with a shoulder in the spectrum around 200 nm. The room temperature data are in good agreement in the common wavelength range with differences $\leq 6\%$. The recommended absorption cross sections in Table 4F-33 are the averages over the 500 cm⁻¹ intervals used for atmospheric modeling of the data from Chou et al.¹ and Hermann et al.² in the region 186–199 nm, the mean of the data from Chou et al.¹ and Nölle et al.^{3,4} at 201 and 203.1 nm, and the data from Nölle et al.^{3,4} at wavelengths >205 nm.

The temperature dependence of the absorption spectrum was measured by Nölle et al.^{3,4} (200–262 nm) at 223, 248, 273, and 298 K. The cross sections decrease with decreasing temperature at wavelengths >210 nm with the magnitude of the difference increasing with increasing wavelength. At wavelengths <210 nm the cross

sections increase with decreasing temperature with the difference in going from 298 to 223 K is ~18% at 201 nm.

Photolysis Quantum Yield and Product Studies: Photolysis quantum yields of COFCl have been measured by Hermann et al.² and Nölle et al.⁴ The results are summarized in Table 4F-34. The relative distribution of the CO and COF₂ products was shown by Hermann et al.² to depend on the total pressure over the range 10 to 900 mbar. The apparent quantum yields were taken as the quantum yields for the decomposition into COF + Cl and CO + F + Cl since the parent molecule cannot be reformed (as in the case of COF₂) and COCl is known to be unstable.

Table 4F-33. Recommended Absorption Cross Sections of COFCl at 298 K

λ (nm)	$10^{20} \sigma$ (cm ²)	λ (nm)	$10^{20} \sigma$ (cm ²)	λ (nm)	$10^{20} \sigma$ (cm ²)	λ (nm)	$10^{20} \sigma$ (cm ²)
186.0	15.6	201.0	12.2	218.6	5.79	239.5	0.459
187.8	14.0	203.1	11.9	221.0	4.77	242.4	0.292
189.6	13.4	205.1	11.5	223.5	3.81	245.4	0.178
191.4	12.9	207.3	10.8	226.0	2.93	248.5	0.103
193.2	12.7	209.4	9.91	228.6	2.19	251.6	0.0635
195.1	12.5	211.6	8.96	231.2	1.57	254.8	0.0409
197.0	12.4	213.9	7.90	233.9	1.09	258.1	0.0279
199.0	12.3	216.2	6.84	236.7	0.724	261.4	0.0214

Note:

186.0–199.0 nm: Chou et al.¹ and Hermann et al.²

201.0 and 203.1 nm: mean of the data from Chou et al.¹ and Nölle et al.^{3,4}

205.1–261.4 nm: Nölle et al.^{3,4}

Table 4F-34. Summary of COFCl Photolysis Quantum Yield Results

Reference	Year	Photolysis Wavelength (nm)	Φ
Hermann et al. ²	1994	193	0.98 ± 0.09
Nölle et al. ⁴	1991	210	0.85 ± 0.25
		210*	0.90 ± 0.05
		222.5	0.77 ± 0.33
		230	0.71 ± 0.30
		248	0.52 ± 0.14

* Hg lamp photolysis source

- (1) Chou, C. C.; Crescentini, G.; Vera-Ruiz, H.; Smith, W. S.; Rowland, F. S. "Stratospheric photochemistry of CF₂O, CClFO, and CCl₂O"; 173rd American Chemical Society Meeting, 1977, New Orleans, LA.
- (2) Hermann, M.; Nölle, A.; Heydtmann, H. Photolysis and quantum yield of carbonylchlorofluoride at 193 nm. *Chem. Phys. Lett.* **1994**, *226*, 559-562.
- (3) Nölle, A.; Heydtmann, H.; Meller, R.; Moortgat, G. K. Temperature dependent UV absorption spectra of carbonyl chloro-fluoride. *Geophys. Res. Lett.* **1993**, *20*, 707-710.
- (4) Nölle, A.; Krumscheid, C.; Heydtmann, H. Determination of quantum yields in the UV photolysis of COF₂ and COFCl. *Chem. Phys. Lett.* **1999**, *299*, 561-565.

F33. CFCl₃ (fluorotrichloromethane, CFC-11)

[Back to Index](#)

CFCl₃ (CFC-11) + hν → Products

(1)

(Recommendation: 15-10, Note: 15-10, Evaluated: 15-10)

Absorption Cross Sections: The VUV/UV absorption spectrum of fluorotrichloromethane (CFC-11), CFCl₃, has been measured at room temperature by Gilbert et al.⁴ (60–145 nm), Doucet et al.³ (120–200 nm), Gordus and Bernstein⁵ (225 nm), Rowland and Molina¹⁴ (186–226 nm), Robbins and Stolarski¹³ (174–226 nm), Greene and Wayne⁶ (186–209 nm), Chou et al.¹ (185–226 nm), Hubrich et al.⁸ (158–260 nm), Hubrich and Stuhl⁷ (158–260 nm), Vanlaethem-Meurée et al.¹⁶ (190–220 nm), Simon et al.¹⁵ (174–230 nm), Mérienne et al.¹² (200–238 nm), and McGillen et al.¹¹ (184.95–230 nm). Absorption cross sections in the region 148–225

nm have also been derived from electron energy loss measurements by Huebner et al.⁹, which are up to 30% higher than the values obtained by optical measurements. The room temperature data for wavelengths >180 nm are in good agreement, generally within 10–15%. The recommended absorption cross sections in Table 4F-35 are the values from Simon et al.¹⁵ in the region 174–188 nm, the values from the McGillen et al. parameterization (see below) in the region 190–230 nm, and the data from Hubrich and Stuhl⁷ in the region 235–260 nm. An uncertainty factor of 1.04 (2σ) is recommended for the 190–230 nm wavelength region.

A recommended Lyman-α cross section of $9.8 \times 10^{-17} \text{ cm}^2 \text{ molecule}^{-1}$ with an uncertainty factor of 1.20 (2σ) is taken from SPARC.¹⁰

The temperature dependence of the absorption spectrum was measured by Chou et al.¹ (185–226 nm) over the range 213–296 K, Hubrich et al.⁸ (158–260 nm) and Hubrich and Stuhl⁷ (158–260 nm) at 208 and 298 K, Vanlaethem-Meurée et al.¹⁶ (190–220 nm) at 255, 279, and 296 K, Simon et al.¹⁵ (174–230 nm) over the range 225–295 K, Mérienne et al.¹² (200–238 nm) at 220, 240, and 296 K, and McGillen et al.¹¹ (184.95–230 nm) at 5 temperatures between 216 and 296 K. The temperature dependence is significant at wavelengths above 185 nm where the cross sections decrease with decreasing temperature. Simon et al.¹⁵ parameterized their cross section temperature dependence using an empirical polynomial expansion

$$\log_{10} \sigma(\lambda, T) = \sum A_n \lambda^n + (T-273) \times \sum B_n \lambda^n$$

and reported calculated cross sections for T = 210, 230, 250, 270, and 295 K. The parameters A_n and B_n, valid for the temperature range 210–300 K and wavelength range 174–230 nm are:

$$\begin{array}{ll} A_0 = -84.611 & B_0 = -5.7912 \\ A_1 = 7.9551 \times 10^{-1} & B_1 = 1.1689 \times 10^{-1} \\ A_2 = -2.0550 \times 10^{-3} & B_2 = -8.8069 \times 10^{-4} \\ A_3 = -4.4812 \times 10^{-6} & B_3 = 2.9335 \times 10^{-6} \\ A_4 = 1.5838 \times 10^{-8} & B_4 = -3.6421 \times 10^{-9} \end{array}$$

Mérienne et al.¹² used a similar polynomial expansion to fit their data to

$$\ln \sigma(\lambda, T) = \sum a_n (\lambda-200)^n + (T-296) \times \sum b_n (\lambda-200)^n,$$

which is valid for the temperature range 220–296 K and wavelength range 200–238 nm. The reported a_n and b_n parameters are:

$$\begin{array}{ll} a_0 = -41.925548 & b_0 = 3.58977 \times 10^{-4} \\ a_1 = -1.142857 \times 10^{-1} & b_1 = 3.02973 \times 10^{-4} \\ a_2 = -3.12034 \times 10^{-3} & b_2 = -1.13 \times 10^{-8} \\ a_3 = 3.6699 \times 10^{-5} & \end{array}$$

McGillen et al.¹¹ used the polynomial expansion:

$$\log_{10} \sigma(\lambda, T) = \sum A_i (\lambda-200)^i + (T-273) \times \sum B_i (\lambda-200)^i$$

to fit their data. The fit is valid for the temperature range 216–296 K and wavelength range 190–230 nm and reproduces their experimental data to within 2%. The reported A_i and B_i parameters are given below. The fit is in good agreement with the Chou et al.¹ data set, to within 5%, in reasonable agreement with the Mérienne et al.¹² data set, differences of 8% or less, but shows systematic differences with the Simon et al. data set, with 15% differences for the data at 230 K. The McGillen et al. parameterization is recommended.

i	A _i	B _i
0	-18.1863	0.0002656
1	-0.0528	4.228×10^{-5}
2	-0.001126	1.4027×10^{-6}
3	-3.0552×10^{-5}	6.44645×10^{-7}
4	2.24126×10^{-6}	-3.8038×10^{-8}
5	-3.2064×10^{-8}	5.99×10^{-10}

Photolysis Quantum Yield and Product Studies: Clark and Husain² reported a quantum yield for Cl*(²P_{1/2}) atom formation in the broadband photolysis of CFCl₃ of 0.79 ± 0.27 .

Table 4F-35. Recommended Absorption Cross Sections of CFC1₃ at 298 K

λ (nm)	$10^{20} \sigma$ (cm ²)	λ (nm)	$10^{20} \sigma$ (cm ²)	λ (nm)	$10^{20} \sigma$ (cm ²)
174	313.0	198	83.0	222	1.62
176	324.0	200	66.0	224	1.09
178	323.5	202	51.5	226	0.730
180	314.0	204	39.3	228	0.491
182	296.0	206	29.4	230	0.330
184	272.0	208	21.5	235	0.132
186	243.0	210	15.4	240	0.0470
188	213.0	212	10.9	245	0.0174
190	181.9	214	7.57	250	0.0066
192	150.9	216	5.21	255	0.0029
194	124.9	218	3.54	260	0.0015
196	102.6	220	2.40		

Note:

174–188 nm: Simon et al.¹⁵

190–230 nm: McGillen et al.¹¹ parameterization

235–260 nm: Hubrich and Stuhl⁷

- (1) Chou, C. C.; Smith, W. S.; Ruiz, H. V.; Moe, K.; Crescentini, G.; Molina, M. J.; Rowland, F. S. The temperature dependences of the ultraviolet absorption cross sections of CCl₂F₂ and CCl₃F, and their stratospheric significance. *J. Phys. Chem.* **1977**, *81*, 286-290, doi:10.1021/j100519a002.
- (2) Clark, R. H.; Husain, D. Quantum yield measurements of Cl(3²P_{1/2}) and Cl(3²P_{3/2}) in the photolysis of C₁ chlorofluorocarbons determined by atomic resonance absorption spectroscopy in the vacuum UV. *J. Photochem.* **1984**, *24*, 103-115.
- (3) Doucet, J.; Sauvageau, P.; Sandorfy, C. Vacuum ultraviolet and photoelectron spectra of fluoro-chloro derivatives of methane. *J. Chem. Phys.* **1973**, *58*, 3708-3716.
- (4) Gilbert, R.; Sauvageau, P.; Sandorfy, C. Vacuum ultraviolet absorption spectra of chlorofluoromethanes from 120 to 65 nm. *J. Chem. Phys.* **1974**, *60*, 4820-4824.
- (5) Gordus, A. A.; Bernstein, R. B. Isotope effect in continuous ultraviolet absorption spectra: Methyl bromide-*d*₃ and chloroform-*d*. *J. Chem. Phys.* **1954**, *22*, 790-795.
- (6) Green, R. G.; Wayne, R. P. Vacuum ultra-violet absorption spectra of halogenated methanes and ethanes. *J. Photochem.* **1976/77**, *6*, 375-377.
- (7) Hubrich, C.; Stuhl, F. The ultraviolet absorption of some halogenated methanes and ethanes of atmospheric interest. *J. Photochem.* **1980**, *12*, 93-107.
- (8) Hubrich, C.; Zetzsch, C.; Stuhl, F. Absorption spectra of halogenated methanes in wavelength region from 275 to 160 nm at temperatures of 298 and 208 K. *Ber. Bunsenges. Phys. Chem.* **1977**, *81*, 437-442.
- (9) Huebner, R. H.; Bushnell, D. L., Jr.; Celotta, R. J.; Mielczarek, S. R.; Kuyatt, C. E. Ultraviolet photoabsorption by halocarbons 11 and 12 from electron impact measurements. *Nature* **1975**, *257*, 376-378.
- (10) Ko, M. K. W.; Newman, P. A.; Reimann, S.; Strahan, S. E.; Plumb, R. A.; Stolarski, R. S.; Burkholder, J. B.; Mellouki, W.; Engel, A.; Atlas, E. L.; Chipperfield, M.; Liang, Q. Lifetimes of Stratospheric Ozone-Depleting Substances, Their Replacements, and Related Species, SPARC Report No. 6, WCRP-15/2013, 2013, <http://www.sparc-climate.org/publications/sparc-reports/sparc-report-no6/>.
- (11) McGillen, M. R.; Fleming, E. L.; Jackman, C. H.; Burkholder, J. B. CFC1₃ (CFC-11): UV absorption spectrum temperature dependence measurements and the impact on its atmospheric lifetime and uncertainty. *Geophys. Res. Lett.* **2013**, *40*, 50915, doi:10.1002/grl.50915.
- (12) Mérienne, M. F.; Coquart, B.; Jenouvrier, A. Temperature effect on the ultraviolet-absorption of CFC1₃, CF₂Cl₂ and N₂O. *Planet. Space Sci.* **1990**, *38*, 617-625.
- (13) Robbins, D. E.; Stolarski, R. S. Comparison of stratospheric ozone destruction by fluorocarbons 11, 12, 21, and 22. *Geophys. Res. Lett.* **1976**, *3*, 603-606.
- (14) Rowland, F. S.; Molina, M. J. Chlorofluoromethanes in the environment. *Rev. Geophys. Space Phys.* **1975**, *13*, 1-35.
- (15) Simon, P. C.; Gillotay, D.; Vanlaethem-Meurée, N.; Wisemberg, J. Ultraviolet absorption cross-sections of chloro and chlorofluoro-methanes at stratospheric temperatures. *J. Atmos. Chem.* **1988**, *7*, 107-135.

- (16) Vanlaethem-Meurée, N.; Wisemberg, J.; Simon, P. C. Influence de la température sur les sections efficaces d'absorption des chlorofluorométhanés dans l'ultraviolet. *Bull. Acad. Roy. Belgique Cl. Sci.* **1978**, *64*, 42-51.

F34. CF₂Cl₂ (difluorodichloromethane, CFC-12)

[Back to Index](#)

CF₂Cl₂ (CFC-12) + hν → Products

(1)

(Recommendation: 15-10, Note: 15-10, Evaluated: 10-6)

Absorption Cross Sections: The VUV/UV absorption spectrum of difluorodichloromethane (CFC-12), CF₂Cl₂, has been measured at room temperature by Gordus and Bernstein⁵ (210 nm), Rowland and Molina¹⁴ (186–216 nm), Robbins and Stolarski¹³ (174–216 nm), Greene and Wayne⁶ (186–206 nm), Rebbert and Ausloos¹² (213.9 nm), Chou et al.¹ (184–221 nm), Hubrich et al.⁷ (159–240 nm), Vanlaethem-Meurée et al.¹⁷ (190–216 nm), Simon et al.¹⁶ (174–230 nm), and Mérienne et al.¹¹ (200–231 nm). The room temperature data are in good agreement, generally within 10–15%, except for data from Green and Wayne⁶ at wavelengths >195 nm and the data from Rowland and Molina¹⁴ near 210 nm. Absorption cross sections have also been derived from electron energy loss measurements by Huebner et al.⁸ (148–218 nm), which agree to within 10% with the data obtained by optical measurements around the absorption maximum but are larger than the optical cross section data at wavelengths >196 nm by as much as 100%. The recommended absorption cross sections in Table 4F-36 are values from Hubrich et al.⁷ in the region 170–172 nm, the mean of the values reported by Hubrich et al.⁷ and Simon et al.¹⁶ in the region 174–178 nm, the values from Simon et al.¹⁶ in the region 180–198 nm, mean of the values reported by Simon et al.¹⁶ and Mérienne et al.¹¹ in the region 200–226 nm, and the data of Mérienne et al.¹¹ in the region 228–230 nm. For the range 232–240 nm the recommended values were obtained from a log-linear fit and extrapolation of the Mérienne et al.¹¹ data, log σ(λ) = 2.1448–0.1061 λ. The measured cross section values from Hubrich et al.⁷ over this wavelength range are lower by ~40% at 240 nm than the extrapolated values. An uncertainty factor of 1.08 (2σ) is recommended for the 190–230 nm wavelength region.⁹

High resolution absorption cross section measurements have been carried out by Seccombe et al.¹⁵ (50–150 nm) and Limao-Vieira et al.¹⁰ (113–225 nm) using a synchrotron radiation light source. The results of Limao-Vieira et al.¹⁰ for the absorption band at 170–204 nm are in very good agreement with the recommendation in Table 4F-36. These cross section measurements significantly improve upon the earlier data from Gilbert et al.⁴ (60–135 nm) and Doucet et al.³ (120–200 nm).

The temperature dependence of the absorption spectrum has been measured by Rebbert and Ausloos¹² (213.9 nm) over the range 234–442 K, Chou et al.¹ (184–221 nm) at 212, 252, and 296 K, Hubrich et al.⁷ (159–240 nm) at 208 and 298 K, Vanlaethem-Meurée et al.¹⁷ (190–216 nm) at 255, 279, and 296 K, Simon et al.¹⁶ (174–230 nm) at 225–295 K, and Mérienne et al.¹¹ (200–231 nm) at 220, 240, and 296 K.

The temperature dependence is significant at wavelengths above 186 nm where the cross sections decrease with decreasing temperature. Mérienne et al.¹¹ parameterized the cross section temperature dependence using an empirical polynomial expansion:

$$\ln \sigma(\lambda, T) = \sum a_n (\lambda - 200)^n + (T - 296) \times \sum b_n (\lambda - 200)^n$$

that is valid for the temperature range 220–296 K and wavelength range 200–231 nm. The a_n and b_n parameters given below are recommended.

$$\begin{array}{ll} a_0 = -43.8954569 & b_0 = 4.8438 \times 10^{-3} \\ a_1 = -2.403597 \times 10^{-1} & b_1 = 4.96145 \times 10^{-4} \\ a_2 = -4.2619 \times 10^{-4} & b_2 = -5.6953 \times 10^{-6} \\ a_3 = 9.8743 \times 10^{-6} & \end{array}$$

Simon et al.¹⁶ also parameterized the cross section temperature dependence of their data. However, the parameters reported by Simon et al.¹⁶ contain typographical error(s) that were reproduced in JPL02-25. The correct parameters are unknown and therefore not given here.

Photolysis Quantum Yield and Product Studies: Clark and Husain² report the quantum yield for Cl*(²P_{1/2}) atom formation in the broad band photolysis of CF₂Cl₂ to be 0.75 ± 0.26.

Table 4F-36. Recommended Absorption Cross Sections of CF₂Cl₂ at 298 K

λ (nm)	$10^{20} \sigma$ (cm ²)	λ (nm)	$10^{20} \sigma$ (cm ²)	λ (nm)	$10^{20} \sigma$ (cm ²)
170	124.0	194	31.5	218	0.103
172	151.0	196	21.1	220	0.0624
174	168.0	198	13.9	222	0.0381
176	185.5	200	8.71	224	0.0233
178	189.5	202	5.42	226	0.0140
180	179.0	204	3.37	228	0.0090
182	160.0	206	2.06	230	0.0057
184	134.0	208	1.26	232	0.0034
186	107.0	210	0.762	234	0.0021
188	82.8	212	0.458	236	0.0013
190	63.2	214	0.274	238	0.0008
192	45.50	216	0.163	240	0.0005

Note:

170–172 nm: Hubrich et al.⁷

174–178 nm: the mean of data from Hubrich et al.⁷ and Simon et al.¹⁶

180–198 nm: Simon et al.¹⁶

200–230 nm: mean of data from Simon et al.¹⁶ and Mérienne et al.¹¹

232–240 nm: extrapolation of data from Mérienne et al.¹¹ data., $\log \sigma(\lambda) = 2.1448 - 0.1061 \lambda$

- (1) Chou, C. C.; Smith, W. S.; Ruiz, H. V.; Moe, K.; Crescentini, G.; Molina, M. J.; Rowland, F. S. The temperature dependences of the ultraviolet absorption cross sections of CCl₂F₂ and CCl₃F, and their stratospheric significance. *J. Phys. Chem.* **1977**, *81*, 286-290, doi:10.1021/j100519a002.
- (2) Clark, R. H.; Husain, D. Quantum yield measurements of Cl(³P_{1/2}) and Cl(³P_{3/2}) in the photolysis of C₁ chlorofluorocarbons determined by atomic resonance absorption spectroscopy in the vacuum UV. *J. Photochem.* **1984**, *24*, 103-115.
- (3) Doucet, J.; Sauvageau, P.; Sandorfy, C. Vacuum ultraviolet and photoelectron spectra of fluoro-chloro derivatives of methane. *J. Chem. Phys.* **1973**, *58*, 3708-3716.
- (4) Gilbert, R.; Sauvageau, P.; Sandorfy, C. Vacuum ultraviolet absorption spectra of chlorofluoromethanes from 120 to 65 nm. *J. Chem. Phys.* **1974**, *60*, 4820-4824.
- (5) Gordus, A. A.; Bernstein, R. B. Isotope effect in continuous ultraviolet absorption spectra: Methyl bromide-*d*₃ and chloroform-*d*. *J. Chem. Phys.* **1954**, *22*, 790-795.
- (6) Green, R. G.; Wayne, R. P. Vacuum ultra-violet absorption spectra of halogenated methanes and ethanes. *J. Photochem.* **1976/77**, *6*, 375-377.
- (7) Hubrich, C.; Zetzsch, C.; Stuhl, F. Absorption spectra of halogenated methanes in wavelength region from 275 to 160 nm at temperatures of 298 and 208 K. *Ber. Bunsenges. Phys. Chem.* **1977**, *81*, 437-442.
- (8) Huebner, R. H.; Bushnell, D. L., Jr.; Celotta, R. J.; Mielczarek, S. R.; Kuyatt, C. E. Ultraviolet photoabsorption by halocarbons 11 and 12 from electron impact measurements. *Nature* **1975**, *257*, 376-378.
- (9) Ko, M. K. W.; Newman, P. A.; Reimann, S.; Strahan, S. E.; Plumb, R. A.; Stolarski, R. S.; Burkholder, J. B.; Mellouki, W.; Engel, A.; Atlas, E. L.; Chipperfield, M.; Liang, Q. Lifetimes of Stratospheric Ozone-Depleting Substances, Their Replacements, and Related Species, SPARC Report No. 6, WCRP-15/2013, 2013, <http://www.sparc-climate.org/publications/sparc-reports/sparc-report-no6/>.
- (10) Limão-Vieira, P.; Eden, S.; Kendall, P. A.; Mason, N. J.; Hoffmann, S. V. VUV photo-absorption cross-section for CCl₂F₂. *Chem. Phys. Lett.* **2002**, *364*, 535-541.
- (11) Mérienne, M. F.; Coquart, B.; Jenouvrier, A. Temperature effect on the ultraviolet-absorption of CFCl₃, CF₂Cl₂ and N₂O. *Planet. Space Sci.* **1990**, *38*, 617-625.
- (12) Rebbert, R. E.; Ausloos, P. J. Photodecomposition of CFCl₃ and CF₂Cl₂. *J. Photochem.* **1975**, *4*, 419-434.
- (13) Robbins, D. E.; Stolarski, R. S. Comparison of stratospheric ozone destruction by fluorocarbons 11, 12, 21, and 22. *Geophys. Res. Lett.* **1976**, *3*, 603-606.
- (14) Rowland, F. S.; Molina, M. J. Chlorofluoromethanes in the environment. *Rev. Geophys. Space Phys.* **1975**, *13*, 1-35.
- (15) Seccombe, D. P.; Chim, R. Y. L.; Tuckett, R. P.; Jochims, H. W.; Baumgärtel, H. Vacuum-ultraviolet absorption and fluorescence spectroscopy of CF₂H₂, CF₂Cl₂, and CF₂Br₂ in the range 8–22 eV. *J. Chem. Phys.* **2001**, *114*, 4058-4073, doi:10.1063/1.1344888.

- (16) Simon, P. C.; Gillotay, D.; Vanlaethem-Meurée, N.; Wisenberg, J. Ultraviolet absorption cross-sections of chloro and chlorofluoro-methanes at stratospheric temperatures. *J. Atmos. Chem.* **1988**, *7*, 107-135.
- (17) Vanlaethem-Meurée, N.; Wisenberg, J.; Simon, P. C. Influence de la température sur les sections efficaces d'absorption des chlorofluorométhanes dans l'ultraviolet. *Bull. Acad. Roy. Belgique Cl. Sci.* **1978**, *64*, 42-51.

F35. CF₃Cl (trifluorochloromethane, CFC-13)

[Back to Index](#)



(Recommendation: 02-25, Note: 10-6, Evaluated: 10-6)

Absorption Cross Sections: The VUV/UV absorption spectrum of trifluorochloromethane (CFC-13), CF₃Cl, has been measured at room temperature by Chou et al.¹ (184–203 nm), Vanlaethem-Meurée et al.⁸ (172–200 nm), Hubrich and Stuhl⁵ (160–220 nm), and Simon et al.⁷ (172–200 nm). The cross section values from Vanlaethem-Meurée et al.⁸ and Simon et al.⁷ are identical. The cross section data from Hubrich and Stuhl⁵ deviate from the Vanlaethem-Meurée et al.⁸ and Simon et al.⁷ values by ±25% and the data from Chou et al.¹ is systematically greater by 15–30% in the region 185–200 nm. The recommended absorption cross sections in Table 4F-37 are taken from Simon et al.⁷ for the range 172–200 nm. The recommended cross sections in the range 202–220 nm were obtained by a log-linear extrapolation of the Simon et al.⁷ data, $\log \sigma(\lambda) = -5.048 - 0.0834 \lambda$.

The absorption spectrum has been measured in the far UV by Gilbert et al.⁴ (65–130 nm), and Doucet et al.³ (120–160 nm), and Ravishankara et al.⁶ (Lyman- α , 121.6 nm).

The temperature dependence of the absorption spectrum was measured by Vanlaethem-Meurée et al.⁸ (172–200 nm) at 255, 279, and 296 K, Hubrich and Stuhl⁵ (160–220 nm) at 208 and 298 K, and Simon et al.⁷ (172–200 nm) over the range 225–295 K. Vanlaethem-Meurée et al.⁸ and Simon et al.⁷ reported no measurable temperature dependence. Hubrich and Stuhl⁵ report a decrease of the absorption cross sections at 208 K, 4% at 160 nm increasing to 74% at 205 nm. Simon et al.⁷ parameterized the cross section wavelength dependence and the temperature dependence using an empirical polynomial expansion

$$\log_{10} \sigma(\lambda, T) = \sum A_n \lambda^n + (T-273) \times \sum B_n \lambda^n \text{ (with all } B_n = 0)$$

and reported calculated values at 295 K. The A_n parameters, which are valid for the temperature range 210–300 K and wavelength range 172–200 nm, given below are recommended.

$$\begin{aligned} A_0 &= -155.88 & A_1 &= 2.0993 \\ A_2 &= -1.0486 \times 10^{-2} & A_3 &= 1.6718 \times 10^{-5} \end{aligned}$$

Photolysis Quantum Yield and Product Studies: Clark and Husain² report a quantum yield for Cl*(²P_{1/2}) atom formation in the broad band photolysis of CF₃Cl to be 0.86 ± 0.29.

Table 4F-37. Recommended Absorption Cross Sections of CF₃Cl at 295 K

λ (nm)	$10^{20} \sigma$ (cm ²)	λ (nm)	$10^{20} \sigma$ (cm ²)	λ (nm)	$10^{20} \sigma$ (cm ²)
172	1.100	190	0.128	206	0.00595
174	0.970	192	0.0900	208	0.00406
176	0.825	194	0.0610	210	0.00276
178	0.681	196	0.0410	212	0.00188
180	0.542	198	0.0280	214	0.00128
182	0.425	200	0.0190	216	0.000872
184	0.326	200	0.0189	218	0.000594
186	0.244	202	0.0128	220	0.000405
188	0.175	204	0.00874		

Note:

172–200 nm: Simon et al.⁷

202–220 nm: extrapolation of Simon et al.⁷ data

- (1) Chou, C. C.; Milstein, R. J.; Smith, W. S.; Vera-Ruiz, H.; Molina, M. J.; Rowland, F. S. Stratospheric photodissociation of several saturated perhalo chlorofluorocarbon compounds in current technological use (fluorocarbons-13, -113, -114, and -115). *J. Phys. Chem.* **1978**, *82*, 1-7, doi:10.1021/j100490a001.

- (2) Clark, R. H.; Husain, D. Quantum yield measurements of Cl($3^2P_{1/2}$) and Cl($3^2P_{3/2}$) in the photolysis of C₁ chlorofluorocarbons determined by atomic resonance absorption spectroscopy in the vacuum UV. *J. Photochem.* **1984**, *24*, 103-115.
- (3) Doucet, J.; Sauvageau, P.; Sandorfy, C. Vacuum ultraviolet and photoelectron spectra of fluoro-chloro derivatives of methane. *J. Chem. Phys.* **1973**, *58*, 3708-3716.
- (4) Gilbert, R.; Sauvageau, P.; Sandorfy, C. Vacuum ultraviolet absorption spectra of chlorofluoromethanes from 120 to 65 nm. *J. Chem. Phys.* **1974**, *60*, 4820-4824.
- (5) Hubrich, C.; Stuhl, F. The ultraviolet absorption of some halogenated methanes and ethanes of atmospheric interest. *J. Photochem.* **1980**, *12*, 93-107.
- (6) Ravishankara, A. R.; Solomon, S.; Turnipseed, A. A.; Warren, R. F. Atmospheric lifetimes of long-lived halogenated species. *Science* **1993**, *259*, 194-199.
- (7) Simon, P. C.; Gillotay, D.; Vanlaethem-Meurée, N.; Wisenberg, J. Ultraviolet absorption cross-sections of chloro and chlorofluoro-methanes at stratospheric temperatures. *J. Atmos. Chem.* **1988**, *7*, 107-135.
- (8) Vanlaethem-Meurée, N.; Wisenberg, J.; Simon, P. C. Influence de la température sur les sections efficaces d'absorption des chlorofluorométhanes dans l'ultraviolet. *Bull. Acad. Roy. Belgique Cl. Sci.* **1978**, *64*, 42-51.

F36. CF₂CICFCl₂ (1,1,2-trifluoro-1,2,2-trichloroethane, CFC-113)

[Back to Index](#)

CF₂CICFCl₂ (CFC-113) + hv → Products

(1)

(Recommendation: 06-2, Note: 10-6, Evaluated: 10-6)

Absorption Cross Sections: The UV absorption spectrum of 1,1,2-trifluoro-1,2,2-trichloroethane (CFC-113), CF₂CICFCl₂, has been measured at room temperature by Chou et al.¹ (184–224 nm), Hubrich and Stuhl³ (160–250 nm), and Simon et al.⁴ (184–230 nm). The cross section values agree to within ~10% except in the region near 190 nm where the values of Hubrich and Stuhl³ are smaller by as much as 20%. The recommended absorption cross sections in Table 4F-38 are the values from Hubrich and Stuhl³ in the region 175–180 nm, the value at 184 nm was interpolated between those of Hubrich and Stuhl³ at 180 nm and Simon et al.⁴ at 186 nm, and the values from Simon et al.⁴ in the region 186–230 nm. The recommended absorption cross sections for wavelengths >230 nm were obtained from a log-linear extrapolation of the Simon et al.⁴ data, $\log \sigma(\lambda) = -0.9860 - 0.0894 \lambda$. The values measured by Hubrich and Stuhl³ in the region >230 nm are greater than the extrapolated values by ~20–80%.

The absorption spectrum in the far UV has been measured by Doucet et al.² (110–200 nm).

The temperature dependence of the absorption spectrum has been measured by Hubrich and Stuhl³ (160–250 nm) at 208 and 298 K and Simon et al.⁴ (184–230 nm) over the range 225–295 K. The temperature dependence is significant at wavelengths >194 nm and <170 nm where the cross sections decrease with decreasing temperature. Simon et al.⁴ parameterized the temperature dependence of the cross sections using an empirical polynomial expansion

$$\log_{10} \sigma(\lambda, T) = \sum A_n \lambda^n + (T-273) \times \sum B_n \lambda^n$$

and reported calculated values for T = 210, 230, 250, 270, and 295 K. The A_n and B_n parameters, valid over the temperature range 210–300 K and wavelength range 182–230 nm, given below are recommended.

A ₀ = -1087.9	B ₀ = 12.493
A ₁ = 20.004	B ₁ = -2.3937 × 10 ⁻¹
A ₂ = -1.3920 × 10 ⁻¹	B ₂ = 1.7142 × 10 ⁻³
A ₃ = 4.2828 × 10 ⁻⁴	B ₃ = -5.4393 × 10 ⁻⁶
A ₄ = -4.9384 × 10 ⁻⁷	B ₄ = 6.4548 × 10 ⁻⁹ .

Photolysis Quantum Yield and Product Studies: No recommendation.

Table 4F-38. Recommended Absorption Cross Sections of CF₂CICFCl₂ at 298 K

λ (nm)	$10^{20} \sigma$ (cm ²)	λ (nm)	$10^{20} \sigma$ (cm ²)	λ (nm)	$10^{20} \sigma$ (cm ²)
175	192	204	5.80	228	0.0410
180	155	206	4.00	230	0.0270
184	123	208	2.65	232	0.0188
186	104	210	1.80	234	0.0124
188	83.5	212	1.15	236	0.00824
190	64.5	214	0.760	238	0.00546
192	48.8	216	0.505	240	0.00361
194	36.0	218	0.318	242	0.00239
196	26.0	220	0.220	244	0.00159
198	18.3	222	0.145	246	0.00105
200	12.5	224	0.0950	248	0.000696
202	8.60	226	0.0630	250	0.000461

Note:

175–180 nm: Hubrich and Stuhl³

184 nm: interpolation of Hubrich and Stuhl³ and Simon et al.⁴ data

186–230 nm: Simon et al.⁴

232–250 nm: extrapolation of Simon et al.⁴ data, $\log \sigma(\lambda) = -0.9860 - 0.0894 \lambda$

- (1) Chou, C. C.; Milstein, R. J.; Smith, W. S.; Vera-Ruiz, H.; Molina, M. J.; Rowland, F. S. Stratospheric photodissociation of several saturated perhalo chlorofluorocarbon compounds in current technological use (fluorocarbons-13, -113, -114, and -115). *J. Phys. Chem.* **1978**, 82, 1-7, doi:10.1021/j100490a001.
- (2) Doucet, J.; Sauvageau, P.; Sandorfy, C. Photoelectron and far-ultraviolet absorption spectra of chlorofluoro derivatives of ethane. *J. Chem. Phys.* **1975**, 62, 355-359.
- (3) Hubrich, C.; Stuhl, F. The ultraviolet absorption of some halogenated methanes and ethanes of atmospheric interest. *J. Photochem.* **1980**, 12, 93-107.
- (4) Simon, P. C.; Gillotay, D.; Vanlaethem-Meurée, N.; Wisemberg, J. Temperature dependence of ultraviolet absorption cross-sections of chlorofluoroethanes. *Ann. Geophys.* **1988**, 6, 239-248.

F37. CF₂CICF₂Cl (1,1,2,2-tetrafluoro-1,2-dichloroethane, CFC-114)

[Back to Index](#)

CF₂CICF₂Cl (CFC-114) + hν → Products

(1)

(Recommendation: 02-25, Note: 10-6, Evaluated: 10-6)

Absorption Cross Sections: The VUV/UV absorption spectrum of 1,1,2,2-tetrafluoro-1,2-dichloroethane (CFC-114), CF₂CICF₂Cl, has been measured at room temperature by Chou et al.¹ (184–219 nm), Hubrich and Stuhl³ (160–235 nm), and Simon et al.⁵ (172–220 nm). The room temperature values of Simon et al.⁵ and Chou et al.¹ agree to within 5% except at 185 and 195 nm. The cross section values from Hubrich and Stuhl³ are systematically greater than those from Simon et al.⁵ The recommended absorption cross sections in Table 4F-39 are the values from Simon et al.⁵ in the region 172–220 nm. The recommended cross sections for wavelengths >220 nm were obtained from a log-linear extrapolation of the Simon et al.⁵ data, $\log \sigma(\lambda) = -1.8233 - 0.0913 \lambda$. The values measured by Hubrich et al.³ are greater by ~40% than the extrapolated values.

The absorption spectrum in the far UV has been measured by Ravishankara et al.⁴ (Lyman-α, 121.6 nm) and Doucet et al.² (110–190 nm).

The temperature dependence of the absorption spectrum has been measured by Hubrich and Stuhl³ (160–235 nm) at 208 and 298 K and Simon et al.⁵ (182–220 nm) in the range 225–295 K. Simon et al.⁵ report decreasing cross sections with decreasing temperature for wavelengths >190 nm. Hubrich and Stuhl³ report a small decrease of the cross sections (generally <10%) for wavelengths in the range 160–210 nm. Simon et al.⁵ parameterized the temperature dependence of the cross sections using an empirical polynomial expansion

$$\log_{10} \sigma(\lambda, T) = \sum A_n \lambda^n + (T-273) \times \sum B_n \lambda^n$$

and reported calculated values for T = 210, 230, 250, 270, and 295 K. The A_n and B_n parameters, valid for the temperature range 210–300 K and wavelength range 172–220 nm, given below are recommended.

$$\begin{aligned}
 A_0 &= -160.50 & B_0 &= -1.5296 \\
 A_1 &= 2.4807 & B_1 &= 3.5248 \times 10^{-2} \\
 A_2 &= -1.5202 \times 10^{-2} & B_2 &= -2.9951 \times 10^{-4} \\
 A_3 &= 3.8412 \times 10^{-5} & B_3 &= 1.1129 \times 10^{-6} \\
 A_4 &= -3.4373 \times 10^{-8} & B_4 &= -1.5259 \times 10^{-9}
 \end{aligned}$$

Photolysis Quantum Yield and Product Studies: No recommendation.

Table 4F-39. Recommended Absorption Cross Sections of CF₂ClCF₂Cl at 295 K

λ (nm)	$10^{20} \sigma$ (cm ²)	λ (nm)	$10^{20} \sigma$ (cm ²)	λ (nm)	$10^{20} \sigma$ (cm ²)
172	69.0	194	2.56	216	0.0290
174	55.0	196	1.75	218	0.0190
176	43.0	198	1.20	220	0.0122
178	34.0	200	0.800	222	0.00809
180	26.2	202	0.540	224	0.00531
182	19.8	204	0.370	226	0.00349
184	15.0	206	0.245	228	0.00229
186	11.0	208	0.160	230	0.00151
188	7.80	210	0.104	232	0.00099
190	5.35	212	0.0680	234	0.00065
192	3.70	214	0.0440	235	0.00053

Note:


172–220 nm: Simon et al.⁵

222–235 nm: extrapolation of Simon et al.⁵ data, $\log \sigma(\lambda) = -1.8233 - 0.0913 \lambda$

- (1) Chou, C. C.; Milstein, R. J.; Smith, W. S.; Vera-Ruiz, H.; Molina, M. J.; Rowland, F. S. Stratospheric photodissociation of several saturated perhalo chlorofluorocarbon compounds in current technological use (fluorocarbons-13, -113, -114, and -115). *J. Phys. Chem.* **1978**, 82, 1-7, doi:10.1021/j100490a001.
- (2) Doucet, J.; Sauvageau, P.; Sandorfy, C. Photoelectron and far-ultraviolet absorption spectra of chlorofluoro derivatives of ethane. *J. Chem. Phys.* **1975**, 62, 355-359.
- (3) Hubrich, C.; Stuhl, F. The ultraviolet absorption of some halogenated methanes and ethanes of atmospheric interest. *J. Photochem.* **1980**, 12, 93-107.
- (4) Ravishankara, A. R.; Solomon, S.; Turnipseed, A. A.; Warren, R. F. Atmospheric lifetimes of long-lived halogenated species. *Science* **1993**, 259, 194-199.
- (5) Simon, P. C.; Gillotay, D.; Vanlaethem-Meurée, N.; Wisenberg, J. Temperature dependence of ultraviolet absorption cross-sections of chlorofluoroethanes. *Ann. Geophys.* **1988**, 6, 239-248.

F38. CF₃CF₂Cl (pentafluorochloroethane, CFC–115)

[Back to Index](#)



(1)

(Recommendation: 06-2, Note: 10-6, Evaluated: 10-6)

Absorption Cross Sections: The VUV/UV absorption spectrum of pentafluorochloroethane (CFC–115), CF₃CF₂Cl, has been measured at room temperature by Chou et al.¹ (184–207 nm), Hubrich and Stuhl³ (160–230 nm), and Simon et al.⁵ (172–204 nm). The room temperature cross section data of Simon et al.⁵ and Hubrich and Stuhl³ agree to within ~20% with the Hubrich and Stuhl³ values being systematically greater over the range 172–204 nm. The data of Chou et al.¹ are greater than those of Simon et al.⁵ by as much as 50%. The recommended absorption cross sections in Table 4F-40 are the mean of the values reported by Hubrich and Stuhl³ and Simon et al.⁵ in the region 172–204 nm. The recommended values for wavelengths >204 nm are the mean of the values measured by Hubrich and Stuhl³ and those obtained by extrapolating the Simon et al.⁵ data, $\log \sigma(\lambda) = -6.2191 - 0.0756 \lambda$, where the extrapolated values are greater than the values measured by Hubrich and Stuhl.³

The absorption spectrum has been measured in the far UV by Ravishankara et al.⁴ (Lyman- α , 121.6 nm) and Doucet et al.² (120–175 nm).

The temperature dependence of the absorption spectrum has been measured by Hubrich and Stuhl³ (160–230 nm) at 208 and 298 K and Simon et al.⁵ (172–204 nm) over the range 225–295 K. No measurable temperature dependence was reported in these studies. Simon et al.⁵ parameterized the absorption cross sections using an empirical polynomial expansion

$$\log_{10} \sigma(\lambda, T) = \sum A_n \lambda^n + (T-273) \times \sum B_n \lambda^n \text{ (with all } B_n = 0\text{)}$$

and reported calculated values for $T = 295 \text{ K}$. The A_n parameters, which are valid for the temperature range 210–300 K and wavelength range 172–204 nm, given below are recommended.

$$\begin{aligned} A_0 &= 5.8281 & A_1 &= -2.990 \times 10^{-1} \\ A_2 &= 1.3525 \times 10^{-3} & A_3 &= -2.6851 \times 10^{-6} \end{aligned}$$

Photolysis Quantum Yield and Product Studies: No recommendation.

Table 4F-40. Recommended Absorption Cross Sections of $\text{CF}_3\text{CF}_2\text{Cl}$ at 298 K

λ (nm)	$10^{20} \sigma$ (cm^2)	λ (nm)	$10^{20} \sigma$ (cm^2)	λ (nm)	$10^{20} \sigma$ (cm^2)
172	5.50	188	0.403	204	0.0218
174	4.13	190	0.287	205	<i>0.0187</i>
176	3.08	192	0.203	210	<i>0.00700</i>
178	2.25	194	0.143	215	<i>0.00273</i>
180	1.58	196	0.0985	220	<i>0.00107</i>
182	1.13	198	0.0685	225	<i>0.00046</i>
184	0.790	200	0.0474	230	<i>0.00018</i>
186	0.563	202	0.0325		

Note:

172–204 nm: mean of Hubrich and Stuhl³ and Simon et al.⁵

205–230 nm: mean of Hubrich and Stuhl³ and extrapolated Simon et al.⁵ data, $\log \sigma(\lambda) = -6.2191 - 0.0756 \lambda$

- (1) Chou, C. C.; Milstein, R. J.; Smith, W. S.; Vera-Ruiz, H.; Molina, M. J.; Rowland, F. S. Stratospheric photodissociation of several saturated perhalo chlorofluorocarbon compounds in current technological use (fluorocarbons-13, -113, -114, and -115). *J. Phys. Chem.* **1978**, *82*, 1-7, doi:10.1021/j100490a001.
- (2) Doucet, J.; Sauvageau, P.; Sandorfy, C. Photoelectron and far-ultraviolet absorption spectra of chlorofluoro derivatives of ethane. *J. Chem. Phys.* **1975**, *62*, 355-359.
- (3) Hubrich, C.; Stuhl, F. The ultraviolet absorption of some halogenated methanes and ethanes of atmospheric interest. *J. Photochem.* **1980**, *12*, 93-107.
- (4) Ravishankara, A. R.; Solomon, S.; Turnipseed, A. A.; Warren, R. F. Atmospheric lifetimes of long-lived halogenated species. *Science* **1993**, *259*, 194-199.
- (5) Simon, P. C.; Gillotay, D.; Vanlaethem-Meurée, N.; Wisenberg, J. Temperature dependence of ultraviolet absorption cross-sections of chlorofluoroethanes. *Ann. Geophys.* **1988**, *6*, 239-248.

F39. CHFCl_2 (fluorodichloromethane, HCFC–21)

[Back to Index](#)

CHFCl_2 (HCFC–21) + $h\nu \rightarrow$ Products

(1)

(Recommendation: 02-25, Note: 10-6, Evaluated: 10-6)

Absorption Cross Sections: The UV absorption spectrum of fluorodichloromethane (HCFC-21), CHFCl_2 , has been measured at room temperature by Gordus and Bernstein³ (208 nm), Robbins and Stolarski⁷ (174–222 nm), Green and Wayne⁴ (184–205 nm), Rebbert et al.⁶ (213.9 nm), Hubrich et al.⁵ (158–235 nm), and Simon et al.⁸ (174–222 nm). The absorption cross section data from these groups are in good agreement, generally to within 15%, except those from Green and Wayne⁴ which deviate significantly. The data from Hubrich et al.⁵ also contain irregular values around 205 and 220 nm where the agreement is only ~40%. The recommended absorption cross sections in Table 4F-41 are the values of Simon et al.⁸ in the region 174–222 nm. The recommended values for wavelengths >222 nm were obtained from a log-linear extrapolation of the Simon et al.⁸ data, $\log \sigma(\lambda) = 0.9806 - 0.1013 \lambda$. The values measured by Hubrich et al.⁵ deviate from the extrapolated values significantly.

Measurements in the far UV at 60–120 nm have been reported by Gilbert et al.,² measurements at 120–200 nm by Doucet et al.,¹ and a measurement at 147 nm by Rebbert et al.⁶

The temperature dependence of the absorption spectrum has been measured by Hubrich et al.⁵ (158–235 nm) at 208 and 298 K and Simon et al.⁸ (174–222 nm) over the range 225–295 K. The temperature dependence is significant at wavelengths >190 nm where the cross sections decrease with decreasing temperature. Simon et al.⁸ parameterized the temperature dependence of the cross sections using an empirical polynomial expansion

$$\log_{10} \sigma(\lambda, T) = \sum A_n \lambda^n + (T-273) \times \sum B_n \lambda^n$$

and reported calculated values for T = 210, 230, 250, 270, and 295 K. The A_n and B_n parameters, valid for the temperature range 210–300 K and wavelength range 174–222 nm, given below are recommended.

$$\begin{array}{ll} A_0 = -514.56 & B_0 = -3.0577 \\ A_1 = 8.7940 & B_1 = 6.6539 \times 10^{-2} \\ A_2 = -5.6840 \times 10^{-2} & B_2 = -5.3964 \times 10^{-4} \\ A_3 = 1.5894 \times 10^{-4} & B_3 = 1.9322 \times 10^{-6} \\ A_4 = -1.6345 \times 10^{-7} & B_4 = -2.5754 \times 10^{-9} \end{array}$$

Photolysis Quantum Yield and Product Studies: No recommendation.

Table 4F-41. Recommended Absorption Cross Sections of CHFCl₂ at 298 K

λ (nm)	10 ²⁰ σ (cm ²)	λ (nm)	10 ²⁰ σ (cm ²)	λ (nm)	10 ²⁰ σ (cm ²)
174	166.0	198	8.10	222	0.0319
176	164.5	200	5.24	224	0.0195
178	155.0	202	3.35	225	0.0154
180	138.0	204	2.12	226	0.0122
182	116.0	206	1.34	228	0.00766
184	92.4	208	0.836	230	0.00480
186	71.5	210	0.522	232	0.00301
188	53.2	212	0.325	234	0.00189
190	38.4	214	0.203	235	0.00150
192	26.9	216	0.127	236	0.00119
194	18.4	218	0.0797		
196	12.3	220	0.0503		

Note:

174–222 nm: Simon et al.⁸

224–236 nm: extrapolation of Simon et al.⁸ data, $\log \sigma(\lambda) = 0.9806 - 0.1013 \lambda$

- (1) Doucet, J.; Sauvageau, P.; Sandorfy, C. Vacuum ultraviolet and photoelectron spectra of fluoro-chloro derivatives of methane. *J. Chem. Phys.* **1973**, *58*, 3708-3716.
- (2) Gilbert, R.; Sauvageau, P.; Sandorfy, C. Vacuum ultraviolet absorption spectra of chlorofluoromethanes from 120 to 65 nm. *J. Chem. Phys.* **1974**, *60*, 4820-4824.
- (3) Gordus, A. A.; Bernstein, R. B. Isotope effect in continuous ultraviolet absorption spectra: Methyl bromide-*d*₃ and chloroform-*d*. *J. Chem. Phys.* **1954**, *22*, 790-795.
- (4) Green, R. G.; Wayne, R. P. Vacuum ultra-violet absorption spectra of halogenated methanes and ethanes. *J. Photochem.* **1976/77**, *6*, 375-377.
- (5) Hubrich, C.; Zetzsch, C.; Stuhl, F. Absorption spectra of halogenated methanes in wavelength region from 275 to 160 nm at temperatures of 298 and 208 K. *Ber. Bunsenges. Phys. Chem.* **1977**, *81*, 437-442.
- (6) Rebbert, R. E.; Lias, S. G.; Ausloos, P. The gas phase photolysis of CHFCl₂. *J. Photochem.* **1978**, *8*, 17-27.
- (7) Robbins, D. E.; Stolarski, R. S. Comparison of stratospheric ozone destruction by fluorocarbons 11, 12, 21, and 22. *Geophys. Res. Lett.* **1976**, *3*, 603-606.
- (8) Simon, P. C.; Gillotay, D.; Vanlaethem-Meurée, N.; Wisemberg, J. Ultraviolet absorption cross-sections of chloro and chlorofluoro-methanes at stratospheric temperatures. *J. Atmos. Chem.* **1988**, *7*, 107-135.

F40. CHF₂Cl (difluorochloromethane, HCFC-22)

[Back to Index](#)

CHF₂Cl (HCFC-22) + hv → Products

(1)

(Recommendation: 02-25, Note: 10-6, Evaluated: 10-6)

Absorption Cross Sections: The UV absorption spectrum of difluorochloromethane (HCFC-22), CHF₂Cl, has been measured at room temperature by Robbins and Stolarski⁵ (174–202 nm), Green and Wayne³ (181–194 nm), Hubrich et al.⁴ (158–220 nm), and Simon et al.⁶ (174–204 nm). The results of Robbins and Stolarski,⁵ Hubrich et al.,⁴ and Simon et al.⁶ are in agreement, generally to within 15–20%. However, the data from Green and Wayne³ deviate significantly. The recommended absorption cross sections in Table 4F-42 are the values from Hubrich et al.⁴ in the region 170–172 nm and the values from Simon et al.⁶ in the region 174–204 nm. The recommended absorption cross sections for wavelengths >204 nm were obtained from a log-linear

extrapolation of the Simon et al.⁶ data, $\log \sigma(\lambda) = -4.1001 - 0.0870 \lambda$. The measured values of Hubrich et al.⁴ deviate from the extrapolated values by as much as 20%.

The absorption spectrum has been measured in the far UV by Gilbert et al.² (60–160 nm) and Doucet et al.¹ (120–200 nm).

The temperature dependence of the absorption spectrum has been measured by Hubrich et al.⁴ (158–220 nm) at 208 and 298 K and Simon et al.⁶ (174–204 nm) over the range 225–295 K. A weak temperature dependence was observed for wavelengths >190 nm where the cross sections decrease with decreasing temperature. Simon et al.⁶ parameterized the cross sections temperature dependence using an empirical polynomial expansion

$$\log_{10} \sigma(\lambda, T) = \sum A_n \lambda^n + (T-273) \times \sum B_n \lambda^n$$

and reported calculated cross section values for T = 210, 230, 250, 270, and 295 K. The A_n and B_n parameters, valid for the temperature range 210–300 K and wavelength range 174–204 nm, given below are recommended.

$$\begin{array}{ll} A_0 = -106.029 & B_0 = -1.3399 \times 10^{-1} \\ A_1 = 1.5038 & B_1 = 2.7405 \times 10^{-3} \\ A_2 = -8.2476 \times 10^{-3} & B_2 = -1.8028 \times 10^{-5} \\ A_3 = 1.4206 \times 10^{-5} & B_3 = 3.8504 \times 10^{-8} \end{array}$$

Photolysis Quantum Yield and Product Studies: No recommendation.

Table 4F-42. Recommended Absorption Cross Sections of CHF₂Cl at 298 K

λ (nm)	$10^{20} \sigma$ (cm ²)	λ (nm)	$10^{20} \sigma$ (cm ²)	λ (nm)	$10^{20} \sigma$ (cm ²)
170	12.9	188	0.372	206	0.00842
172	9.79	190	0.245	208	0.00636
174	5.72	192	0.156	210	0.00426
176	4.04	194	0.103	212	0.00285
178	2.76	196	0.072	214	0.00191
180	1.91	198	0.048	216	0.00128
182	1.28	200	0.032	218	0.00086
184	0.842	202	0.0220	220	0.00057
186	0.576	204	0.0142		

Note:

170–172 nm: Hubrich et al.⁴

174–204 nm: Simon et al.⁶

206–220 nm: extrapolation of Simon et al.⁶ data, $\log \sigma(\lambda) = -4.1001 - 0.0870 \lambda$

- (1) Doucet, J.; Sauvageau, P.; Sandorfy, C. Vacuum ultraviolet and photoelectron spectra of fluoro-chloro derivatives of methane. *J. Chem. Phys.* **1973**, *58*, 3708-3716.
- (2) Gilbert, R.; Sauvageau, P.; Sandorfy, C. Vacuum ultraviolet absorption spectra of chlorofluoromethanes from 120 to 65 nm. *J. Chem. Phys.* **1974**, *60*, 4820-4824.
- (3) Green, R. G.; Wayne, R. P. Vacuum ultra-violet absorption spectra of halogenated methanes and ethanes. *J. Photochem.* **1976/77**, *6*, 375-377.
- (4) Hubrich, C.; Zetzsch, C.; Stuhl, F. Absorption spectra of halogenated methanes in wavelength region from 275 to 160 nm at temperatures of 298 and 208 K. *Ber. Bunsenges. Phys. Chem.* **1977**, *81*, 437-442.
- (5) Robbins, D. E.; Stolarski, R. S. Comparison of stratospheric ozone destruction by fluorocarbons 11, 12, 21, and 22. *Geophys. Res. Lett.* **1976**, *3*, 603-606.
- (6) Simon, P. C.; Gillotay, D.; Vanlaethem-Meurée, N.; Wisemberg, J. Ultraviolet absorption cross-sections of chloro and chlorofluoro-methanes at stratospheric temperatures. *J. Atmos. Chem.* **1988**, *7*, 107-135.

F41. CH₂FCl (fluorochloromethane, HCFC-31)[Back to Index](#)

(Recommendation: 02-25, Note: 10-6, Evaluated: 10-6)

Absorption Cross Sections: The absorption spectrum of fluorochloromethane (HCFC-31), CH₂FCl, has been measured at 208 and 298 K over the wavelength range 160–230 nm by Hubrich and Stuhl.³ The recommended room temperature cross sections from this study are listed in Table 4F-43.

The absorption spectrum has been measured in the far UV by Gilbert et al.² (60–120 nm) and Doucet et al.¹ (120–200 nm). The cross section values reported by Doucet et al. are significantly greater than those of Hubrich and Stuhl³ for the common wavelength region.

Photolysis Quantum Yield and Product Studies: No recommendation.

Table 4F-43. Recommended Absorption Cross Sections of CH₂FCl at 298 K

λ (nm)	$10^{20} \sigma$ (cm ²)
160	47.9
165	55.9
170	43.0
175	23.3
180	12.5
185	4.20
190	1.95
195	0.544
200	0.209
205	0.069
210	0.0188
215	0.00560
220	0.00215
225	0.00049
230	0.00026

Note:

Hubrich and Stuhl³

- (1) Doucet, J.; Sauvageau, P.; Sandorfy, C. Vacuum ultraviolet and photoelectron spectra of fluoro-chloro derivatives of methane. *J. Chem. Phys.* **1973**, *58*, 3708-3716.
- (2) Gilbert, R.; Sauvageau, P.; Sandorfy, C. Vacuum ultraviolet absorption spectra of chlorofluoromethanes from 120 to 65 nm. *J. Chem. Phys.* **1974**, *60*, 4820-4824.
- (3) Hubrich, C.; Stuhl, F. The ultraviolet absorption of some halogenated methanes and ethanes of atmospheric interest. *J. Photochem.* **1980**, *12*, 93-107.

F42. CF₃CHCl₂ (1,1,1-trifluoro-2,2-dichloroethane, HCFC-123)[Back to Index](#)

(Recommendation: 06-2, Note: 10-6, Evaluated: 10-6)

Absorption Cross Sections: The absorption spectrum of 1,1,1-trifluoro-2,2-dichloroethane (HCFC-123), CF₃CHCl₂, has been measured at room temperature by Green and Wayne² (185–204 nm), Gillotay and Simon¹ (170–250 nm), Orlando et al.⁴ (190–230 nm), and Nayak et al.³ (160–230 nm). The absorption cross sections are within 25% of each other in the region below 220 nm with the exception of the Green and Wayne² data that are significantly lower at wavelengths <200 nm. The recommended absorption cross sections in Table 4F-44 are the mean of the values reported by Gillotay and Simon¹ and Nayak et al.³ in the region 170–188 nm and the mean of the values reported by Gillotay and Simon,¹ Orlando et al.,⁴ and Nayak et al.³ in the region 190–230 nm. The recommended cross sections for wavelengths >230 nm were obtained using a log-linear extrapolation of the Orlando et al.⁴ data, $\log \sigma(\lambda) = -3.1097 - 0.0794 \lambda$.

The temperature dependence of the absorption spectrum has been reported by Gillotay and Simon¹ (170–250 nm) at 225–295 K, Orlando et al.⁴ (190–230 nm) over the range 203–295 K, and Nayak et al.³ (160–230 nm)

over the range 223–333 K. These studies report a decrease of the absorption cross sections with decreasing temperature at wavelengths >180 nm and <170 nm. Between 170–180 nm, an increase in the cross section with decreasing temperature was reported by Gillotay and Simon¹ and Nayak et al.³ An irregular temperature dependence was reported by Orlando et al.⁴ for the range 210–230 nm where the absorption spectra show wiggles.

Various empirical functional forms have been proposed to parameterize the temperature dependence of the absorption cross sections. Gillotay and Simon¹ parameterized the cross sections and the temperature dependence using the polynomial expansion

$$\log_{10} \sigma(\lambda, T) = \sum A_n \lambda^n + (T-273) \times \sum B_n \lambda^n$$

and report calculated cross section values for T = 210, 230, 250, 270, and 295 K. The A_n and B_n parameters, valid for the temperature range 210–300 K and wavelength range 182–250 nm, are given below.

$$\begin{array}{ll} A_0 = -513.996354 & B_0 = 1.757133 \\ A_1 = 9.089141 & B_1 = -3.499205 \times 10^{-2} \\ A_2 = -6.136794 \times 10^{-2} & B_2 = 2.593563 \times 10^{-4} \\ A_3 = 1.814826 \times 10^{-4} & B_3 = -8.489357 \times 10^{-7} \\ A_4 = -1.999514 \times 10^{-7} & B_4 = 1.037756 \times 10^{-9} \end{array}$$

Nayak et al.³ used a sixth-order polynomial of the form

$$\log_{10} (\sigma_T) = \sum C_n (\lambda-170)^n$$

for the temperatures measured in their study for the wavelength range 160–230 nm. The C_n parameters are listed below.

	223 K	273 K	295 K	333 K
C ₀	-17.6732	-17.6773	-17.6792	-17.6722
C ₁	1.70233 × 10 ⁻²	1.3636 × 10 ⁻²	1.19392 × 10 ⁻²	9.07941 × 10 ⁻³
C ₂	-7.39366 × 10 ⁻⁴	-4.98553 × 10 ⁻⁴	-3.71661 × 10 ⁻⁴	-1.29566 × 10 ⁻⁴
C ₃	-1.83761 × 10 ⁻⁴	-1.70566 × 10 ⁻⁴	-1.61218 × 10 ⁻⁴	-1.56667 × 10 ⁻⁴
C ₄	7.80778 × 10 ⁻⁶	6.73373 × 10 ⁻⁶	6.03101 × 10 ⁻⁶	5.56409 × 10 ⁻⁶
C ₅	-1.29836 × 10 ⁻⁷	-1.02726 × 10 ⁻⁷	-8.76762 × 10 ⁻⁸	-7.77379 × 10 ⁻⁸
C ₆	8.05415 × 10 ⁻¹⁰	5.66688 × 10 ⁻¹⁰	4.61745 × 10 ⁻¹⁰	3.93859 × 10 ⁻¹⁰

Orlando et al.⁴ used the expression

$$\ln \sigma(\lambda, T) = \sum (\sum a_{ij} (T-245.4)^{j-1}) (\lambda-206.214)^{i-1}, \quad i = 1-4, j = 1-3$$

that is valid for the temperature range 203–295 K and wavelength range 190–230 nm. The coefficients are given below.

$$\begin{array}{lll} a_{11} = -4.500 \times 10^1 & a_{12} = 3.529 \times 10^{-3} & a_{13} = -4.181 \times 10^{-8} \\ a_{21} = -1.985 \times 10^{-1} & a_{22} = 6.826 \times 10^{-5} & a_{23} = 1.555 \times 10^{-6} \\ a_{31} = -2.802 \times 10^{-4} & a_{32} = -1.018 \times 10^{-5} & a_{33} = 4.037 \times 10^{-8} \\ a_{41} = 6.312 \times 10^{-5} & a_{42} = -3.055 \times 10^{-7} & a_{43} = -2.473 \times 10^{-9} \end{array}$$

Photolysis Quantum Yield and Product Studies: No recommendation.

Table 4F-44. Recommended Absorption Cross Sections of CF₃CHCl₂ at 295 K

λ (nm)	10 ²⁰ σ (cm ²)	λ (nm)	10 ²⁰ σ (cm ²)	λ (nm)	10 ²⁰ σ (cm ²)
170	192	198	17.1	226	0.0880
172	207	200	11.9	228	0.0599
174	214	202	8.24	230	0.0451
176	213	204	5.70	232	0.0295
178	202	206	3.89	234	0.0205
180	184	208	2.67	236	0.0142
182	161	210	1.82	238	0.0098
184	135	212	1.23	240	0.0068
186	109	214	0.838	242	0.0047
188	85.5	216	0.573	244	0.0033

190	62.2	218	0.384	246	0.0023
192	46.4	220	0.266	248	0.0016
194	33.9	222	0.180	250	0.0011
196	24.2	224	0.124		

Notes:

170–188 nm: mean of the values from Gillotay and Simon¹ and Nayak et al.³

190–230 nm: mean of the values from Gillotay and Simon,¹ Orlando et al.,⁴ and Nayak et al.³

232–250 nm: extrapolation of Orlando et al.⁴ data, $\log \sigma(\lambda) = -3.1097 - 0.0794 \lambda$

- (1) Gillotay, D.; Simon, P. C. Temperature-dependence of ultraviolet absorption cross-sections of alternative chlorofluoroethanes. *J. Atmos. Chem.* **1991**, *12*, 269-285.
- (2) Green, R. G.; Wayne, R. P. Vacuum ultra-violet absorption spectra of halogenated methanes and ethanes. *J. Photochem.* **1976/77**, *6*, 375-377.
- (3) Nayak, A. K.; Buckley, T. J.; Kurylo, M. J.; Fahr, A. Temperature dependence of the gas and liquid phase ultraviolet absorption cross sections of HCFC-123 (CF₃CHCl₂) and HCFC-142b (CH₃CF₂Cl). *J. Geophys. Res.* **1996**, *101*, 9055-9062.
- (4) Orlando, J. J.; Burkholder, J. B.; McKeen, S. A.; Ravishankara, A. R. Atmospheric fate of several hydrofluoroethanes and hydrochloroethanes: 2. UV absorption cross sections and atmospheric lifetimes. *J. Geophys. Res.* **1991**, *96*, 5013-5023.

F43. CF₃CHFCl (1,1,1,2-tetrafluoro-2-chloroethane, HCFC-124)

[Back to Index](#)

CF₃CHFCl (HCFC-124) + hv → Products

(1)

(Recommendation: 06-2, Note: 10-6, Evaluated: 10-6)

Absorption Cross Sections: The absorption spectrum of 1,1,1,2-tetrafluoro-2-chloroethane (HCFC-124), CF₃CHFCl, has been measured by Orlando et al.² (190–230 nm) over the range 203–295 K and Gillotay and Simon¹ (170–230 nm) over the range 210–295 K. The absorption cross sections from these studies agree to better than 10% between 190 and 220 nm. At wavelengths >220 nm the values of Orlando et al.² are greater than those of Gillotay and Simon¹ by as much as 133%. The recommended room temperature cross sections in Table 4F-45 are the values of Gillotay and Simon¹ in the region 170–188 nm and 222–230 nm and the mean of the values reported by Gillotay and Simon¹ and Orlando et al.² in the region 190–220 nm.

The absorption cross sections decrease with decreasing temperature. An irregular temperature behavior was reported by Orlando et al.² for the range 215–230 nm where the absorption spectra show wiggles. Gillotay and Simon¹ parameterized the cross sections and the temperature dependence using an empirical polynomial expansion

$$\log_{10} \sigma(\lambda, T) = \sum A_n \lambda^n + (T-273) \times \sum B_n \lambda^n$$

and reported calculated cross section values for T = 210, 230, 250, 270, and 295 K. The A_n and B_n parameters, valid for the temperature range 210–300 K and wavelength range 170–230 nm, are given below.

$$\begin{array}{ll} A_0 = -101.230250 & B_0 = -5.795712 \times 10^{-2} \\ A_1 = 1.333519 & B_1 = 1.053901 \times 10^{-3} \\ A_2 = -6.888672 \times 10^{-3} & B_2 = -6.530379 \times 10^{-6} \\ A_3 = 1.114172 \times 10^{-5} & B_3 = 1.382056 \times 10^{-8} \end{array}$$

Orlando et al.² report a parameterization using the expression

$$\ln \sigma(\lambda, T) = \sum (\sum a_{ij} (T-251.7)^{j-1}) (\lambda-206.214)^{i-1}, \quad i = 1-4, j = 1-3$$

for the temperature range 203–295 K and wavelength range 190–230 nm. The reported coefficients are given below.

$$\begin{array}{lll} a_{11} = -4.967 \times 10^1 & a_{12} = 6.562 \times 10^{-3} & a_{13} = 1.735 \times 10^{-5} \\ a_{21} = -2.025 \times 10^{-1} & a_{22} = 2.788 \times 10^{-4} & a_{23} = -3.974 \times 10^{-6} \\ a_{31} = 6.839 \times 10^{-4} & a_{32} = 5.523 \times 10^{-6} & a_{33} = -3.092 \times 10^{-7} \\ a_{41} = 1.275 \times 10^{-4} & a_{42} = -2.959 \times 10^{-7} & a_{43} = -1.182 \times 10^{-8} \end{array}$$

Photolysis Quantum Yield and Product Studies: No recommendation.

Table 4F-45. Recommended Absorption Cross Sections of CF₃CHFCl at 295 K

λ (nm)	$10^{20} \sigma$ (cm ²)	λ (nm)	$10^{20} \sigma$ (cm ²)	λ (nm)	$10^{20} \sigma$ (cm ²)
170	13.6	192	0.548	214	0.00859
172	11.1	194	0.387	216	0.00610
174	8.85	196	0.267	218	0.00431
176	6.93	198	0.185	220	0.00312
178	5.33	200	0.128	222	0.00214
180	4.03	202	0.0868	224	0.00153
182	3.00	204	0.0594	226	0.00111
184	2.20	206	0.0401	228	0.00082
186	1.60	208	0.0269	230	0.00061
188	1.14	210	0.0186		
190	0.772	212	0.0126		

Notes:

170–188 nm: Gillotay and Simon¹190–220 nm: mean of the values from Gillotay and Simon¹ and Orlando et al.²222–230 nm: Gillotay and Simon¹

- (1) Gillotay, D.; Simon, P. C. Temperature-dependence of ultraviolet absorption cross-sections of alternative chlorofluoroethanes: 2. The 2-chloro-1,1,1,2-tetrafluoro ethane - HCFC-124. *J. Atmos. Chem.* **1991**, *13*, 289-299.
- (2) Orlando, J. J.; Burkholder, J. B.; McKeen, S. A.; Ravishankara, A. R. Atmospheric fate of several hydrofluoroethanes and hydrochloroethanes: 2. UV absorption cross sections and atmospheric lifetimes. *J. Geophys. Res.* **1991**, *96*, 5013-5023.

F44. CF₃CH₂Cl (1,1,1-trifluoro-2-chloroethane, HCFC–133a)[Back to Index](#)CF₃CH₂Cl (HCFC–133a) + hv → Products

(1)

(Recommendation: 02-25, Note: 10-6, Evaluated: 10-6)

Absorption Cross Sections: The absorption spectrum of 1,1,1-trifluoro-2-chloroethane (HCFC–133a), CF₃CH₂Cl, has been measured at room temperature by Ichimura et al.³ (147 nm, $\sigma = 1.35 \times 10^{-17}$ cm² molecule⁻¹), and Green and Wayne¹ (186–203 nm), and at 208 and 298 K by Hubrich and Stuhl² (160–245 nm). The agreement in the absorption cross sections for wavelengths >180 nm is poor. The recommended absorption cross sections in Table 4F-46 are taken from Hubrich and Stuhl.²

Photolysis Quantum Yield and Product Studies: No recommendation.

Table 4F-46. Recommended Absorption Cross Sections of CF₃CH₂Cl at 298 K

λ (nm)	$10^{20} \sigma$ (cm ²)	λ (nm)	$10^{20} \sigma$ (cm ²)	λ (nm)	$10^{20} \sigma$ (cm ²)
160	59.4	190	6.20	220	0.0887
165	64.6	195	2.95	225	0.0226
170	56.4	200	1.14	230	0.0147
175	37.3	205	0.598	235	0.00404
180	22.8	210	0.328	240	0.00181
185	11.6	215	0.169	245	0.00054

Note:

160–245 nm: Hubrich and Stuhl²

- (1) Green, R. G.; Wayne, R. P. Vacuum ultra-violet absorption spectra of halogenated methanes and ethanes. *J. Photochem.* **1976/77**, *6*, 375-377.
- (2) Hubrich, C.; Stuhl, F. The ultraviolet absorption of some halogenated methanes and ethanes of atmospheric interest. *J. Photochem.* **1980**, *12*, 93-107.
- (3) Ichimura, T.; Kirk, A. W.; Tschuikow-Roux, E. Primary processes in the 147- and 123.6-nm photolyses of 1,1,1-trifluoro-2-chloroethane. *J. Phys. Chem.* **1977**, *81*, 1153-1156, doi:10.1021/j100527a006.

F45. CH₃CFCl₂ (1,1,1-fluorodichloroethane, HCFC-141b)

[Back to Index](#)



(Recommendation: 06-2, Note: 10-6, Evaluated: 10-6)

Absorption Cross Sections: The UV absorption spectrum of 1,1,1-fluorodichloroethane (HCFC-141b), CH₃CFCl₂, has been measured over the temperature range 210–295 K by Gillotay and Simon² (170–240 nm), over the temperature range 203–295 K by Talukdar et al.³ (190–230 nm), and at room temperature by Fahr et al.¹ (190–240 nm). Fahr et al.¹ also measured the absorption spectrum in the liquid-phase and used a wavelength-shift procedure to derive cross sections for the gas-phase. The agreement between the cross section values reported by Gillotay and Simon² and Fahr et al.¹ for the 190–240 nm region is good (1–10% up to 236 nm). The agreement of the results from Talukdar et al.³ are not as good. Their absorption cross sections are smaller at wavelengths <210 nm by as much as ~20% and are greater at wavelengths >210 nm by as much as 70%. The recommended absorption cross sections in Table 4F-47 are the values of Gillotay and Simon² in the region 170–188 nm and the mean of the values reported by Gillotay and Simon² and Fahr et al.¹ in the region 190–240 nm.

A decrease of the absorption cross sections with decreasing temperature for wavelengths >188 nm and <172 nm was reported by Gillotay and Simon.² An increase in the cross sections with decreasing temperature was observed between 172 and 188 nm. Gillotay and Simon² parameterized the cross sections and the temperature dependence of the absorption cross sections using an empirical polynomial expansion

$$\log_{10} \sigma(\lambda, T) = \sum A_n \lambda^n + (T-273) \times \sum B_n \lambda^n.$$

and report calculated cross section values for T = 210, 230, 250, 270, and 295 K. The A_n and B_n parameters, valid for the temperature range 210–300 K and wavelength range 172–240 nm, given below are recommended.

A ₀ = -682.913042	B ₀ = 4.074747
A ₁ = 12.122290	B ₁ = -8.053899 × 10 ⁻²
A ₂ = -8.187699 × 10 ⁻²	B ₂ = 5.946552 × 10 ⁻⁴
A ₃ = 2.437244 × 10 ⁻⁴	B ₃ = -1.945048 × 10 ⁻⁶
A ₄ = -2.719103 × 10 ⁻⁷	B ₄ = 2.380143 × 10 ⁻⁹

Photolysis Quantum Yield and Product Studies: No recommendation.

Table 4F-47. Recommended Absorption Cross Sections of CH₃CFCl₂ at 298 K

λ (nm)	10 ²⁰ σ (cm ²)	λ (nm)	10 ²⁰ σ (cm ²)	λ (nm)	10 ²⁰ σ (cm ²)
170	143.1	194	47.2	218	0.382
172	145.1	196	34.1	220	0.248
174	154.2	198	24.0	222	0.161
176	162.9	200	16.6	224	0.105
178	172.6	202	11.3	226	0.0680
180	172.3	204	7.56	228	0.0444
182	162.9	206	5.02	230	0.0290
184	146.4	208	3.30	232	0.0189
186	125.7	210	2.16	234	0.0123
188	103.6	212	1.40	236	0.00801
190	83.0	214	0.909	238	0.00518
192	63.6	216	0.589	240	0.00334

Note:

170–188 nm: Gillotay and Simon²

190–240 nm: mean of data from Gillotay and Simon² and Fahr et al.¹

- (1) Fahr, A.; Braun, W.; Kurylo, M. J. Scattered light and accuracy of the cross-section measurements of weak absorptions: Gas and liquid phase UV absorption cross sections of CH₃CFCl₂. *J. Geophys. Res.* **1993**, *98*, 20467-20472.
- (2) Gillotay, D.; Simon, P. C. Temperature-dependence of ultraviolet absorption cross-sections of alternative chlorofluoroethanes. *J. Atmos. Chem.* **1991**, *12*, 269-285.

- (3) Talukdar, R.; Mellouki, A.; Gierczak, T.; Burkholder, J. B.; McKeen, S. A.; Ravishankara, A. R. Atmospheric fate of CF₂H₂, CH₃CF₃, CHF₂CF₃, and CH₃CFCl₂: Rate coefficients for reactions with OH and UV absorption cross sections of CH₃CFCl₂. *J. Phys. Chem.* **1991**, *95*, 5815-5821.

F46. CH₃CF₂Cl (1,1,1-difluorochloroethane, HCFC-142b)

[Back to Index](#)



(Recommendation: 06-2, Note: 10-6, Evaluated: 10-6)

Absorption Cross Sections: The absorption spectrum of 1,1,1-difluorochloroethane (HCFC-142b), CH₃CF₂Cl, has been measured at room temperature by Doucet et al.³ (120–180 nm), Green and Wayne⁵ (184–201 nm), Hubrich and Stuhl⁶ (160–230 nm), Gillotay and Simon⁴ (170–230 nm), Orlando et al.⁸ (190–230 nm), and Nayak et al.⁷ (160–210 nm). For wavelengths <200 nm, the cross sections reported by Hubrich and Stuhl⁶ and Nayak et al.⁷ agree to within 15%, while those by Gillotay and Simon⁴ and Orlando et al.⁸ are systematically smaller by as much as 30%. Over the wavelength range 200–215 nm, the values of Gillotay and Simon,⁴ Orlando et al.,⁸ and Nayak et al.⁷ agree to within 15%. For wavelengths >215 nm, the absorption spectrum reported by Orlando et al.⁸ has wiggles and deviations of up to 100% from the data of Gillotay and Simon.⁴ The values reported by Hubrich and Stuhl⁶ in the range 205–230 nm have increasingly larger deviations from the values reported by Gillotay and Simon⁴ with increasing wavelength. The results of Green and Wayne⁵ are significantly different from all the other data sets and are not considered in the recommendation. The recommended room temperature absorption cross sections in Table 4F-48 are the mean of the values reported by Hubrich and Stuhl,⁶ Gillotay and Simon,⁴ and Nayak et al.⁷ in the region 170–185 nm, the mean of the values reported by Gillotay and Simon,⁴ Orlando et al.,⁸ and Nayak et al.⁷ in the region 190–210 nm, and the values reported by Gillotay and Simon⁴ in the region 212–230 nm.

The temperature dependence of the absorption spectrum has been measured by Hubrich and Stuhl⁶ (160–230 nm) at 298 and 208 K, Gillotay and Simon⁴ (170–230 nm) over the range 210–295 K, Orlando et al.⁸ (190–230 nm) over the range 203–295 K, and Nayak et al.⁷ (160–210 nm) over the range at 223–333 K. A decrease of the absorption cross sections with decreasing temperature was observed by Gillotay and Simon⁴ and Nayak et al.⁷ over the wavelength range 160–230 nm and by Orlando et al.⁸ between 190 and 200 nm. An irregular temperature behavior was reported by Orlando et al.⁸ for the range 215–230 nm where the absorption spectrum at various temperatures cross. The absorption cross sections and temperature dependence have been parameterized using several different empirical functional forms. Gillotay and Simon⁴ used the polynomial expansion

$$\log_{10} \sigma(\lambda, T) = \sum A_n \lambda^n + (T-273) \times \sum B_n \lambda^n$$

and reported calculated cross section values for T = 210, 230, 250, 270, and 295 K. The A_n and B_n parameters, valid for the temperature range 210–300 K and wavelength range 172–230 nm, are given below.

$$\begin{array}{ll} A_0 = -328.092008 & B_0 = 4.289533 \times 10^{-1} \\ A_1 = 6.342799 & B_1 = -9.042817 \times 10^{-3} \\ A_2 = -4.810362 \times 10^{-2} & B_2 = 7.018009 \times 10^{-5} \\ A_3 = 1.611991 \times 10^{-4} & B_3 = -2.389065 \times 10^{-7} \\ A_4 = -2.042613 \times 10^{-7} & B_4 = 3.039799 \times 10^{-10} \end{array}$$

Nayak et al.⁷ used the expression

$$\log_{10} (\sigma_T) = \sum C_n (\lambda - 160)^n$$

and reported coefficients for 223, 233, 253, 273, 295, 313, and 333 K and the wavelength range 160–210 nm. The reported C_n parameters are given below.

	223 K	273 K	295 K	333 K
C ₀	-18.2361	-18.2441	-18.2406	-18.1777
C ₁	-1.26669 × 10 ⁻²	-7.37889 × 10 ⁻³	-6.48269 × 10 ⁻³	-2.39647 × 10 ⁻²
C ₂	-2.32945 × 10 ⁻³	-2.66537 × 10 ⁻³	-2.80923 × 10 ⁻³	-7.23910 × 10 ⁻⁴
C ₃	2.81933 × 10 ⁻⁵	4.19193 × 10 ⁻⁵	5.01979 × 10 ⁻⁵	-1.08049 × 10 ⁻⁵
C ₄	-1.37963 × 10 ⁻⁷	-2.88472 × 10 ⁻⁷	-3.96860 × 10 ⁻⁷	1.37618 × 10 ⁻⁷

Orlando et al.⁸ used the expression

$$\ln \sigma(\lambda, T) = \sum (\sum a_{ij} (T-245.4)^{j-1}) (\lambda-206.214)^{i-1}, \quad i = 1-4, j = 1-3$$

for the temperature range 203–295 K and wavelength range 190–230 nm. The coefficients are given below.

$$\begin{array}{lll}
 a_{11} = -4.973 \times 10^1 & a_{12} = 9.077 \times 10^{-3} & a_{13} = -4.651 \times 10^{-5} \\
 a_{21} = -2.175 \times 10^{-1} & a_{22} = 4.712 \times 10^{-4} & a_{23} = -1.005 \times 10^{-5} \\
 a_{31} = 4.133 \times 10^{-4} & a_{32} = -6.432 \times 10^{-5} & a_{33} = 1.141 \times 10^{-6} \\
 a_{41} = 7.145 \times 10^{-5} & a_{42} = -5.396 \times 10^{-6} & a_{43} = 1.187 \times 10^{-7}
 \end{array}$$

Photolysis Quantum Yield and Product Studies: Quantum yields for Cl ($^2P_{3/2}$) and Cl* ($^2P_{1/2}$) atom formation in the photolysis of CH₃CF₂Cl at 193.3 nm have been measured by Brownsword et al.² to be $\Phi(\text{Cl} + \text{Cl}^*) = 0.90 \pm 0.17$ with $\Phi(\text{Cl}) = 0.65 \pm 0.12$ and $\Phi(\text{Cl}^*) = 0.25 \pm 0.05$. Brownsword et al.¹ reported the quantum yields for H atom formation in the photolysis at 121.6 and 193.3 nm to be 0.53 ± 0.12 and 0.06 ± 0.02 , respectively.

Table 4F-48. Recommended Absorption Cross Sections of CH₃CF₂Cl at 298 K

λ (nm)	$10^{20} \sigma$ (cm ²)	λ (nm)	$10^{20} \sigma$ (cm ²)	λ (nm)	$10^{20} \sigma$ (cm ²)
170	27.1	200	0.145	218	0.00243
175	14.0	202	0.0949	220	0.00145
180	6.38	204	0.0622	222	0.000845
185	2.73	206	0.0399	224	0.000484
190	1.02	208	0.0256	226	0.000271
192	0.706	210	0.0161	228	0.000148
194	0.482	212	0.0105	230	0.0000783
196	0.324	214	0.00652		
198	0.218	216	0.00401		

Note:

170–185 nm: mean of data from Gillotay and Simon,⁴ Hubrich and Stuhl,⁶ and Nayak et al.⁷

190–210 nm: mean of data from Gillotay and Simon,⁴ Orlando et al.,⁸ and Nayak et al.⁷

212–230 nm: Gillotay and Simon⁴

- (1) Brownsword, R. A.; Hillenkamp, M.; Laurent, T.; Volpp, H.-R.; Wolfrum, J.; Vatsa, R. K.; Yoo, H.-S. H atom formation dynamics in the dissociation of CH₃-CF₂Cl (HCFC-142b) after UV and VUV laser photoexcitation. *J. Chem. Phys.* **1997**, *107*, 779-785.
- (2) Brownsword, R. A.; Schmiechen, P.; Volpp, H.-R.; Upadhyaya, H. P.; Jung, Y. J.; Jung, K.-H. Chlorine atom formation dynamics in the dissociation of CH₃CF₂Cl (HCFC-142b) after UV laser photoexcitation. *J. Chem. Phys.* **1999**, *110*, 11823-11829.
- (3) Doucet, J.; Sauvageau, P.; Sandorfy, C. Photoelectron and far-ultraviolet absorption spectra of chlorofluoro derivatives of ethane. *J. Chem. Phys.* **1975**, *62*, 355-359.
- (4) Gillotay, D.; Simon, P. C. Temperature-dependence of ultraviolet absorption cross-sections of alternative chlorofluoroethanes. *J. Atmos. Chem.* **1991**, *12*, 269-285.
- (5) Green, R. G.; Wayne, R. P. Vacuum ultra-violet absorption spectra of halogenated methanes and ethanes. *J. Photochem.* **1976/77**, *6*, 375-377.
- (6) Hubrich, C.; Stuhl, F. The ultraviolet absorption of some halogenated methanes and ethanes of atmospheric interest. *J. Photochem.* **1980**, *12*, 93-107.
- (7) Nayak, A. K.; Buckley, T. J.; Kurylo, M. J.; Fahr, A. Temperature dependence of the gas and liquid phase ultraviolet absorption cross sections of HCFC-123 (CF₃CHCl₂) and HCFC-142b (CH₃CF₂Cl). *J. Geophys. Res.* **1996**, *101*, 9055-9062.
- (8) Orlando, J. J.; Burkholder, J. B.; McKeen, S. A.; Ravishankara, A. R. Atmospheric fate of several hydrofluoroethanes and hydrochloroethanes: 2. UV absorption cross sections and atmospheric lifetimes. *J. Geophys. Res.* **1991**, *96*, 5013-5023.

F47. CH₂ClCHO (chloroacetaldehyde)

[Back to Index](#)

CH₂ClCHO + hv → Products

(1)

(Recommendation: 06-2, Note: 10-6, Evaluated: 10-6)

Absorption Cross Sections: The UV absorption spectrum of chloroacetaldehyde, CH₂ClCHO, has been measured at room temperature by Lucazeau and Sandorfy² (118–182 nm) and Libuda¹ (235–360 nm). The absorption band centered at ~290 nm has prominent diffuse band structure at wavelengths >280 nm. The recommended absorption cross sections in Table 4F-49 are the average absorption cross sections over 1 nm intervals of the spectrum reported by Libuda¹ (0.6 nm resolution).

Photolysis Quantum Yield and Product Studies: No recommendation.

Table 4F-49. Recommended Absorption Cross Sections of CH₂ClCHO at 298 K

λ (nm)	$10^{20} \sigma$ (cm ²)	λ (nm)	$10^{20} \sigma$ (cm ²)	λ (nm)	$10^{20} \sigma$ (cm ²)	λ (nm)	$10^{20} \sigma$ (cm ²)
240	0.952	270	2.46	300	5.57	330	1.64
241	0.887	271	2.65	301	5.10	331	1.52
242	0.885	272	2.85	302	4.92	332	1.68
243	0.881	273	2.98	303	5.01	333	1.42
244	0.845	274	3.04	304	5.30	334	1.36
245	0.814	275	3.13	305	5.27	335	1.06
246	0.815	276	3.29	306	5.48	336	0.747
247	0.841	277	3.38	307	5.34	337	0.622
248	0.857	278	3.57	308	5.44	338	0.502
249	0.864	279	3.82	309	5.37	339	0.411
250	0.875	280	3.99	310	5.03	340	0.340
251	0.884	281	4.23	311	4.61	341	0.281
252	0.926	282	4.09	312	3.92	342	0.247
253	0.959	283	4.15	313	3.71	343	0.213
254	0.977	284	4.31	314	3.73	344	0.190
255	1.01	285	4.55	315	3.96	345	0.159
256	1.08	286	4.64	316	3.85	346	0.136
257	1.18	287	4.80	317	4.16	347	0.0977
258	1.23	288	4.99	318	3.84	348	0.0791
259	1.28	289	5.03	319	3.78	349	0.0623
260	1.33	290	5.20	320	3.84	350	0.0545
261	1.42	291	4.95	321	3.43	351	0.0558
262	1.53	292	4.94	322	3.26	352	0.0603
263	1.68	293	5.14	323	2.49	353	0.0633
264	1.84	294	5.48	324	2.11	354	0.0565
265	1.91	295	5.47	325	1.92	355	0.0377
266	1.98	296	5.64	326	1.87	356	0.0239
267	2.08	297	5.56	327	1.87	357	0.0123
268	2.23	298	5.75	328	1.70		
269	2.33	299	5.63	329	1.92		

Note:

Libuda¹

- (1) Libuda, H. G. Spektroskopische und kinetische Untersuchungen an halogenierten Carbonylverbindungen von atmosphärischem Interesse. PhD-Thesis, University of Wuppertal, Germany, 1992.
- (2) Lucazeau, G.; Sandorfy, C. On the far-ultraviolet spectra of some simple aldehydes. *J. Mol. Spectrosc.* **1970**, *35*, 214-231.

F48. CHCl₂CHO (dichloroacetaldehyde)

[Back to Index](#)

CHCl₂CHO + hv → Products

(1)

(Recommendation: 06-2, Note: 10-6, Evaluated: 10-6)

Absorption Cross Sections: The UV absorption spectrum of dichloroacetaldehyde, CHCl₂CHO, has been measured at room temperature by Lucazeau and Sandorfy² (118–182 nm) and Libuda¹ (253–360 nm), who report an absorption band with weak structure around the maximum at ~300 nm. The recommended absorption cross sections in Table 4F-50 are averages over 1 nm intervals of the spectrum reported by Libuda¹ (0.6 nm resolution).

Photolysis Quantum Yield and Product Studies: No recommendation.

Table 4F-50. Recommended Absorption Cross Sections of CHCl₂CHO at 298 K

λ (nm)	$10^{20} \sigma$ (cm ²)	λ (nm)	$10^{20} \sigma$ (cm ²)	λ (nm)	$10^{20} \sigma$ (cm ²)	λ (nm)	$10^{20} \sigma$ (cm ²)
256	0.0462	281	3.66	306	5.76	331	1.47
257	0.0787	282	3.85	307	5.70	332	1.34
258	0.167	283	4.02	308	5.49	333	1.22
259	0.221	284	4.23	309	5.36	334	1.21
260	0.247	285	4.43	310	5.25	335	1.05
261	0.313	286	4.63	311	4.99	336	0.859
262	0.445	287	4.88	312	4.58	337	0.720
263	0.596	288	4.96	313	4.40	338	0.594
264	0.705	289	5.17	314	4.26	339	0.495
265	0.785	290	5.32	315	4.11	340	0.418
266	0.914	291	5.38	316	3.98	341	0.362
267	1.09	292	5.51	317	3.85	342	0.315
268	1.30	293	5.68	318	3.73	343	0.259
269	1.49	294	5.85	319	3.51	344	0.209
270	1.67	295	5.88	320	3.30	345	0.182
271	1.77	296	6.06	321	3.18	346	0.155
272	1.91	297	5.97	322	3.00	347	0.134
273	2.08	298	6.04	323	2.73	348	0.117
274	2.28	299	6.02	324	2.48	349	0.102
275	2.57	300	6.14	325	2.27	350	0.0844
276	2.74	301	5.94	326	2.14	351	0.0707
277	3.01	302	5.97	327	1.99	352	0.0697
278	3.14	303	5.93	328	1.80	353	0.0638
279	3.26	304	5.90	329	1.67		
280	3.48	305	5.77	330	1.58		

Note:

Libuda¹

- (1) Libuda, H. G. Spektroskopische und kinetische Untersuchungen an halogenierten Carbonylverbindungen von atmosphärischem Interesse. PhD-Thesis, University of Wuppertal, Germany, 1992.
- (2) Lucazeau, G.; Sandorfy, C. On the far-ultraviolet spectra of some simple aldehydes. *J. Mol. Spectrosc.* **1970**, *35*, 214-231.

F49. CF₂ClCHO (difluorochloroacetaldehyde)[Back to Index](#)CF₂ClCHO + hv → Products

(1)

(Recommendation: 06-2, Note: 10-6, Evaluated: 10-6)

Absorption Cross Sections: The UV absorption spectrum of difluorochloroacetaldehyde, CF₂ClCHO, has been measured at room temperature by Libuda¹ (235–355 nm) and Rattigan et al.² (235–370 nm). The spectrum displays an absorption band over the wavelength range of the measurements with a maximum at 300 nm. The room temperature cross section data are in good agreement, within 3-10% around the peak, with the data from Rattigan et al.² being systematic greater than those of Libuda.¹ At wavelengths away from the peak the data from Rattigan et al.² are also greater, by 25% at 340 nm and 15 to 300% between 265 and 235 nm.

Rattigan et al.² also reported the temperature dependence of the absorption spectrum over the range 245–298 K. The cross sections increase near the peak and decrease in the long wavelength wing with decreasing temperature. Rattigan et al.² fit the measured temperature dependence with the empirical expression

$$\ln \sigma(\lambda, T) = \ln \sigma(\lambda, 298 \text{ K}) + B(\lambda)(T-298)$$

The recommended room temperature absorption cross sections in Table 4F-51 are the mean values of the data from Libuda¹ (using 1 nm averages of spectra recorded with 0.6 nm resolution) and Rattigan et al.² (5 nm averages of spectra recorded with 0.6 nm resolution) in the region 235–350 nm and the data from Rattigan et al.² in the region 355–370 nm. The temperature coefficients are taken from Rattigan et al.²

Photolysis Quantum Yield and Product Studies: No recommendation.

Table 4F-51. Recommended Absorption Cross Sections of CF₂ClCHO at 298 K and Temperature Coefficients

λ (nm)	$10^{20} \sigma$ (cm ²)	$10^4 B$ (K ⁻¹)	λ (nm)	$10^{20} \sigma$ (cm ²)	$10^4 B$ (K ⁻¹)	λ (nm)	$10^{20} \sigma$ (cm ²)	$10^4 B$ (K ⁻¹)
235	0.120	-29.0	285	11.8	-10.2	335	4.64	-2.83
240	0.295	-17.9	290	13.7	-10.6	340	2.66	-2.84
245	0.584	-13.5	295	15.2	-9.54	345	1.46	14.0
250	1.07	-11.8	300	16.0	-10.4	350	0.670	37.3
255	1.78	-10.7	305	15.6	-7.09	355	0.148	68.1
260	2.78	-10.5	310	15.2	-9.73	360	0.036	75.8
265	4.09	-10.4	315	13.0	-8.32	365	0.012	52.9
270	5.75	-10.5	320	11.4	-7.71	370	0.003	63.1
275	7.67	-9.96	325	9.07	-5.02			
280	9.79	-10.6	330	6.38	-3.03			

Note:

Absorption cross-sections:

235–350 nm: mean of data from Libuda¹ and Rattigan et al.²

355–370 nm: Rattigan et al.²

Temperature coefficients:

Rattigan et al.²

$\ln \sigma(\lambda, T) = \ln \sigma(\lambda, 298 \text{ K}) + B(\lambda)(T-298)$ for the temperature range 245–298 K

- (1) Libuda, H. G. Spektroskopische und kinetische Untersuchungen an halogenierten Carbonylverbindungen von atmosphärischem Interesse. PhD-Thesis, University of Wuppertal, Germany, 1992.
- (2) Rattigan, O. V.; Wild, O.; Cox, R. A. UV absorption cross-sections and atmospheric photolysis lifetimes of halogenated aldehydes. *J. Photochem. Photobiol. A: Chem.* **1998**, *112*, 1-7.

F50. CFCl₂CHO (fluorodichloroacetaldehyde)

[Back to Index](#)

CFCl₂CHO + hv → Products

(1)

(Recommendation: 06-2, Note: 10-6, Evaluated: 10-6)

Absorption Cross Sections: The UV absorption spectrum of fluorodichloroacetaldehyde, CFCl₂CHO, has been measured at room temperature by Libuda¹ (235–360 nm) and Rattigan et al.² (235–370 nm). Over this wavelength range there is an absorption band with a maximum near 296 nm. The cross section data from Libuda¹ are greater by 10-30% than the data from Rattigan et al.² over the entire absorption band (except for a few points in the wings).

Rattigan et al.² also reported the temperature dependence of the absorption spectrum over the temperature range 253–298 K. The cross sections increase near the peak and decrease in the long wavelength wing with decreasing temperature. Rattigan et al.² fit the measured temperature dependence with the empirical expression

$$\ln \sigma(\lambda, T) = \ln \sigma(\lambda, 298 \text{ K}) + B(\lambda)(T-298)$$

The recommended room temperature absorption cross sections in Table 4F-52 are the mean values of the data from Libuda¹ (using 1 nm averages of spectra recorded with 0.6 nm resolution) and Rattigan et al.² (5 nm averages of spectra recorded with 0.6 nm resolution) in the region 235–355 nm and the data from Rattigan et al.² in the region 360–370 nm. The temperature coefficients are taken from Rattigan et al.²

Photolysis Quantum Yield and Product Studies: No recommendation.

Table 4F-52. Recommended Absorption Cross Sections of CFCl₂CHO at 298 K and Temperature Coefficients

λ (nm)	$10^{20} \sigma$ (cm ²)	$10^4 B$ (K ⁻¹)	λ (nm)	$10^{20} \sigma$ (cm ²)	$10^4 B$ (K ⁻¹)	λ (nm)	$10^{20} \sigma$ (cm ²)	$10^4 B$ (K ⁻¹)
235	0.305	136.0	285	14.1	-7.82	335	2.50	24.60
240	0.599	87.0	290	15.3	-6.89	340	1.20	36.50
245	1.22	30.6	295	16.1	-6.41	345	0.616	58.10
250	1.91	6.41	300	15.7	-4.50	350	0.245	84.90
255	2.89	1.24	305	14.9	-2.93	355	0.067	92.80
260	4.21	-6.12	310	13.0	1.73	360	0.017	93.20
265	5.89	-7.55	315	10.9	2.70	365	0.007	103.2
270	7.84	-8.11	320	8.66	6.97	370	0.002	138.3
275	9.95	-8.28	325	5.97	12.2			
280	12.1	-8.04	330	4.11	15.6			

Note:

Absorption cross-sections:

235–355 nm: mean of data from Libuda¹ and Rattigan et al.²

360–370 nm: Rattigan et al.²

Temperature coefficients:

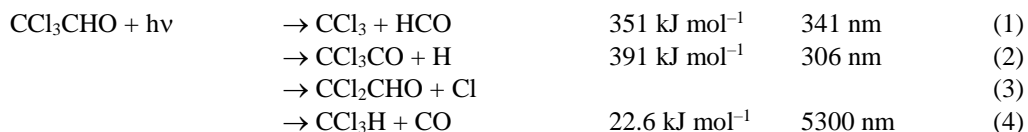
Rattigan et al.²

$\ln \sigma(\lambda, T) = \ln \sigma(\lambda, 298 \text{ K}) + B(\lambda)(T-298)$ for the temperature range 253–298 K

- (1) Libuda, H. G. Spektroskopische und kinetische Untersuchungen an halogenierten Carbonylverbindungen von atmosphärischem Interesse. PhD-Thesis, University of Wuppertal, Germany, 1992.
- (2) Rattigan, O. V.; Wild, O.; Cox, R. A. UV absorption cross-sections and atmospheric photolysis lifetimes of halogenated aldehydes. *J. Photochem. Photobiol. A: Chem.* **1998**, *112*, 1-7.

F51. CCl₃CHO (trichloroacetaldehyde, chloral)

[Back to Index](#)



(Recommendation: 06-2, Note: 10-6, Evaluated: 10-6)

Absorption Cross Sections: The absorption spectrum of trichloroacetaldehyde (chloral), CCl₃CHO, has been measured at room temperature by Lucazeau and Sandorfy³ (118–182 and 250–357 nm), Libuda² (235–350 nm), Rattigan et al.^{4,5} (200–360 nm), Gillotay et al.¹ (166–348 nm), and Talukdar et al.⁶ (200–344 nm). Overlapping absorption bands were observed with a maximum near 290 nm and a strong band peaking below 180 nm. Except for the data of Lucazeau and Sandorfy,³ the results for the 290 nm absorption band are in reasonable agreement with a 20% range in cross section values at 290 nm. Gillotay et al.¹ report the largest cross section values and Libuda² the smallest. The data sets from Rattigan et al.⁴ and Talukdar et al.⁶ agree to better than 10% around the absorption maximum. At longer wavelengths, the data sets from Rattigan et al.⁴ and Talukdar et al.⁶ are nearly identical. The cross sections from Gillotay et al.¹ are appreciably higher at the longer wavelengths and there is no explanation for this discrepancy. The temperature dependence of the absorption spectrum has been measured by Rattigan et al.^{4,5} (243–296 K), Gillotay et al.¹ (210–295 K), and Talukdar et al.⁶ (240–360 K). These studies are in agreement and found that the absorption cross sections decrease with decreasing temperature below ~260 nm and above ~290 nm. Rattigan et al.⁴ and Talukdar et al.⁶ parameterized the temperature dependence using the empirical expression

$$\ln \sigma(\lambda, T) = \ln \sigma(\lambda, 298 \text{ K}) + B(\lambda)(T-298)$$

The recommended absorption cross sections and B(λ) temperature coefficients in Table 4F-53 are taken from Talukdar et al.⁶

Photolysis Quantum Yield and Product Studies: Quantum yields for the production of H, O(³P), and Cl atoms in the photolysis of CCl₃CHO at 193, 248, and 308 nm have been measured by Talukdar et al.⁶ The yields of H and O atoms were found to be small or below the detection limit, Φ(O(³P)) < 0.02 and < 0.01 at 248 and 308

nm, respectively, and $\Phi(\text{H}) = 0.04 \pm 0.005$, <0.01 , and <0.002 at 193, 248, and 308 nm, respectively. Cl atoms were found to be the primary photolysis product at 308 nm with $\Phi(\text{Cl}) = 1.3 \pm 0.3$.

Table 4F-53. Recommended Absorption Cross Sections of CCl_3CHO at 298 K and Temperature Coefficients

λ (nm)	$10^{20} \sigma$ (cm^2)	$10^4 B$ (K^{-1})	λ (nm)	$10^{20} \sigma$ (cm^2)	$10^4 B$ (K^{-1})	λ (nm)	$10^{20} \sigma$ (cm^2)	$10^4 B$ (K^{-1})
200	187	22.0	250	2.18	3.73	300	9.25	3.07
202	153	23.9	252	2.54	1.50	302	8.77	3.60
204	122	27.2	254	2.92	0.324	304	8.17	4.37
206	95.7	30.6	256	3.36	-0.569	306	7.50	5.25
208	73.8	34.1	258	3.84	-0.877	308	6.86	6.10
210	56.3	37.5	260	4.35	-1.23	310	6.18	6.91
212	42.6	40.9	262	4.90	-1.65	312	5.58	7.90
214	31.8	44.0	264	5.48	-1.62	314	4.98	9.30
216	23.8	47.2	266	6.07	-1.50	316	4.33	11.2
218	17.1	50.2	268	6.68	-1.41	318	3.68	13.2
220	13.1	52.9	270	7.28	-1.22	320	3.09	15.1
222	9.75	55.6	272	7.88	-1.07	322	2.51	16.7
224	7.24	57.6	274	8.46	-0.931	324	2.09	18.5
226	5.39	59.0	276	8.99	-0.584	326	1.76	21.1
228	4.06	60.4	278	9.49	-0.412	328	1.43	25.0
230	3.07	60.5	280	9.94	-0.481	330	1.12	30.3
232	2.39	59.5	282	10.3	-0.235	332	0.849	36.6
234	1.90	55.9	284	10.6	0.242	334	0.590	43.3
236	1.62	49.2	286	10.8	0.475	336	0.373	49.8
238	1.43	41.6	288	10.9	0.750	338	0.261	55.6
240	1.39	33.0	290	10.9	1.09	340	0.188	60.2
242	1.41	24.0	292	10.8	1.51	342	0.136	65.0
244	1.53	16.4	294	10.6	1.96	344	0.100	69.0
246	1.66	10.4	296	10.3	2.38			
248	1.91	6.50	298	9.92	2.71			

Note:

Absorption cross-sections (σ):

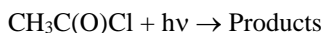
Talukdar et al.⁶

Temperature coefficients (B):

Talukdar et al.⁶

$\ln \sigma(\lambda, T) = \ln \sigma(\lambda, 298 \text{ K}) + B(\lambda)(T-298)$ (240–360 K range)

- (1) Gillotay, D.; Simon, P. C.; Dierickx, L. Ultraviolet absorption cross-sections of some carbonyl compounds and their temperature dependence. *Aeronomica Acta* **1993**, *368*, 1-15.
- (2) Libuda, H. G. Spektroskopische und kinetische Untersuchungen an halogenierten Carbonylverbindungen von atmosphärischem Interesse. PhD-Thesis, University of Wuppertal, Germany, 1992.
- (3) Lucazeau, G.; Sandorfy, C. On the far-ultraviolet spectra of some simple aldehydes. *J. Mol. Spectrosc.* **1970**, *35*, 214-231.
- (4) Rattigan, O. V.; Wild, O.; Cox, R. A. UV absorption cross-sections and atmospheric photolysis lifetimes of halogenated aldehydes. *J. Photochem. Photobiol. A: Chem.* **1998**, *112*, 1-7.
- (5) Rattigan, O. V.; Wild, O.; Jones, R. L.; Cox, R. A. Temperature-dependent absorption cross-sections of CF_3COCl , CF_3COF , CH_3COF , CCl_3CHO and CF_3COOH . *J. Photochem. Photobiol. A: Chem.* **1993**, *73*, 1-9.
- (6) Talukdar, R. K.; Mellouki, A.; Burkholder, J. B.; Gilles, M. K.; Le Bras, G.; Ravishankara, A. R. Quantification of the tropospheric removal of chloral (CCl_3CHO): Rate coefficients for the reaction with OH, UV absorption cross sections, and quantum yields. *J. Phys. Chem. A* **2001**, *105*, 5188-5196, doi:10.1021/jp004632j.

F52. CH₃C(O)Cl (acetyl chloride)[Back to Index](#)

(1)

(Recommendation: 06-2, Note: 10-6, Evaluated: 10-6)

Absorption Cross Sections: The UV absorption spectrum of acetyl chloride, CH₃C(O)Cl, has been measured at room temperature by Libuda¹ (233–300 nm) and Maricq² (190–341 nm). In this wavelength range the spectrum has two overlapping continuous absorption bands, one centered near 240 nm and a stronger band peaking below 190 nm. Both studies report a peak cross section for the 240 nm band of $\sim 1.16 \times 10^{-19}$ cm² molecule⁻¹. However, the wavelength dependence of the 240 nm band is significantly different in the two studies. Libuda¹ report a narrower band with a peak shifted to longer wavelength compared to that of Maricq.² At wavelengths >280 nm the cross section data reported by Maricq² is very noisy making any comparisons difficult. The recommended absorption cross sections in Table 4F-54 are 1 nm averages of data from Maricq² (0.5 nm resolution) for the region 191–292 nm and 1 nm averages of the data from Libuda¹ (0.6 nm resolution) for the region 293–302 nm.

Photolysis Quantum Yield and Product Studies: No recommendation.

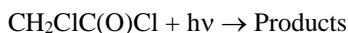
Table 4F-54. Recommended Absorption Cross Sections of CH₃C(O)Cl at 298 K

λ (nm)	$10^{20} \sigma$ (cm ²)	λ (nm)	$10^{20} \sigma$ (cm ²)	λ (nm)	$10^{20} \sigma$ (cm ²)	λ (nm)	$10^{20} \sigma$ (cm ²)
191	34.7	219	5.95	247	11.0	275	1.98
192	26.3	220	6.28	248	10.9	276	1.90
193	23.6	221	6.57	249	10.6	277	1.67
194	20.5	222	6.93	250	10.4	278	1.42
195	17.1	223	7.15	251	10.1	279	1.24
196	14.1	224	7.53	252	9.76	280	1.12
197	11.4	225	7.99	253	9.51	281	0.959
198	9.08	226	8.23	254	9.17	282	0.781
199	7.53	227	8.59	255	8.77	283	0.653
200	6.37	228	8.98	256	8.36	284	0.479
201	5.17	229	9.27	257	8.03	285	0.391
202	4.34	230	9.61	258	7.67	286	0.389
203	3.83	231	9.93	259	7.27	287	0.327
204	3.54	232	10.1	260	6.86	288	0.307
205	3.45	233	10.3	261	6.55	289	0.267
206	3.28	234	10.5	262	6.20	290	0.213
207	3.12	235	10.7	263	5.79	291	0.200
208	3.16	236	10.9	264	5.40	292	0.173
209	3.35	237	11.2	265	5.11	293	0.129
210	3.48	238	11.3	266	4.76	294	0.103
211	3.72	239	11.3	267	4.39	295	0.0846
212	3.89	240	11.4	268	4.03	296	0.0716
213	4.06	241	11.5	269	3.70	297	0.0599
214	4.40	242	11.5	270	3.36	298	0.0500
215	4.68	243	11.4	271	3.06	299	0.0404
216	4.88	244	11.3	272	2.77	300	0.0336
217	5.14	245	11.2	273	2.49	301	0.0298
218	5.54	246	11.1	274	2.19	302	0.0265

Note:

191–292 nm: Maricq²293–302 nm: Libuda¹

- (1) Libuda, H. G. Spektroskopische und kinetische Untersuchungen an halogenierten Carbonylverbindungen von atmosphärischem Interesse. PhD-Thesis, University of Wuppertal, Germany, 1992.
- (2) Maricq, M. M., personal communication.

F53. CH₂ClC(O)Cl (chloroacetyl chloride)[Back to Index](#)

(1)

(Recommendation: 06-2, Note: 10-6, Evaluated: 10-6)

Absorption Cross Sections: The UV absorption spectrum of chloroacetyl chloride, CH₂ClC(O)Cl, has been measured at room temperature and 234–342 nm by Libuda.¹ The spectrum has an absorption band with the maximum around 248 nm. Above 315 nm the data shows a somewhat irregular behavior and is considered unreliable. Therefore, the recommended absorption cross sections in Table 4F-55 are the 1 nm averages of the data from Libuda¹ (0.6 nm resolution) excluding this region.

Photolysis Quantum Yield and Product Studies: No recommendation.

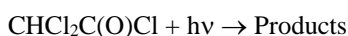
Table 4F-55. Recommended Absorption Cross Sections of CH₂ClC(O)Cl at 298 K

λ (nm)	10 ²⁰ σ (cm ²)	λ (nm)	10 ²⁰ σ (cm ²)	λ (nm)	10 ²⁰ σ (cm ²)	λ (nm)	10 ²⁰ σ (cm ²)
235	9.50	256	11.2	277	4.00	298	0.409
236	10.0	257	11.0	278	3.71	299	0.353
237	10.4	258	10.7	279	3.41	300	0.300
238	11.0	259	10.4	280	3.15	301	0.248
239	11.5	260	10.0	281	2.89	302	0.199
240	11.8	261	9.67	282	2.65	303	0.170
241	12.0	262	9.32	283	2.43	304	0.157
242	12.3	263	8.94	284	2.21	305	0.131
243	12.5	264	8.55	285	2.03	306	0.113
244	12.7	265	8.16	286	1.85	307	0.0909
245	12.7	266	7.80	287	1.67	308	0.0809
246	12.7	267	7.41	288	1.50	309	0.0657
247	12.7	268	7.06	289	1.33	310	0.0547
248	12.8	269	6.72	290	1.17	311	0.0522
249	12.7	270	6.30	291	1.04	312	0.0419
250	12.5	271	5.90	292	0.918	313	0.0380
251	12.4	272	5.53	293	0.814	314	0.0311
252	12.3	273	5.23	294	0.717	315	0.0286
253	12.1	274	4.93	295	0.628	316	0.0214
254	11.8	275	4.61	296	0.546		
255	11.5	276	4.33	297	0.473		

Note:

Libuda¹

- (1) Libuda, H. G. Spektroskopische und kinetische Untersuchungen an halogenierten Carbonylverbindungen von atmosphärischem Interesse. PhD-Thesis, University of Wuppertal, Germany, 1992.

F54. CHCl₂C(O)Cl (dichloroacetyl chloride)[Back to Index](#)

(1)

(Recommendation: 06-2, Note: 10-6, Evaluated: 10-6)

Absorption Cross Sections: The UV absorption spectrum of dichloroacetyl chloride, CHCl₂C(O)Cl, has been measured at room temperature by Libuda¹ (235–338 nm) and Villenave et al.² (200–300 nm). The spectrum has an absorption band with the maximum around 258 nm. The reported cross sections are in very good agreement between 242 and 300 nm with the Villenave et al.² cross sections being systematically smaller by 1–10%. At shorter wavelengths the absorption cross sections reported by Libuda¹ are smaller by up to ~25% at 235 nm. Villenave et al.² observed a minimum near 232 nm and increasing cross sections between 230 and 220 nm. At the longer wavelengths the absorption spectrum reported by Libuda¹ is irregular at wavelengths >316 nm. The recommended absorption cross sections in Table 4F-56 are from Villenave et al.²

Photolysis Quantum Yield and Product Studies: No recommendation.

Table 4F-56. Recommended Absorption Cross Sections of CHCl₂C(O)Cl at 298 K

λ (nm)	$10^{20} \sigma$ (cm ²)
220	21.7
230	13.2
240	15.7
250	20.0
256	20.9
260	20.8
270	17.1
280	10.5
290	4.7
300	1.4

Note:

Villenave et al.²

- (1) Libuda, H. G. Spektroskopische und kinetische Untersuchungen an halogenierten Carbonylverbindungen von atmosphärischem Interesse. PhD-Thesis, University of Wuppertal, Germany, 1992.
- (2) Villenave, E.; Morozov, I.; Lesclaux, R. Kinetics of the self-reactions of peroxy radicals arising from chlorine-initiated oxidation of chloroethenes. *J. Phys. Chem. A* **2000**, *104*, 9933-9940, doi:10.1021/jp001704y.

F55. CCl₃C(O)Cl (trichloroacetyl chloride)[Back to Index](#)CCl₃C(O)Cl + hν → Products

(1)

(Recommendation: 06-2, Note: 10-6, Evaluated: 10-6)

Absorption Cross Sections: The UV absorption spectrum of trichloroacetyl chloride, CCl₃C(O)Cl, has been measured at room temperature by Libuda² (235–342 nm), Villenave et al.³ (220–290 nm), and Gillotay et al.¹ (166–338 nm). The absorption spectrum has two overlapping bands with a peak near 256 nm and a stronger band at shorter wavelengths with a peak at ~176 nm. The spectra reported by Gillotay et al.¹ and Villenave et al.³ are in good agreement. Although the absolute absorption cross sections are similar, the absorption spectrum reported by Libuda² has a significantly different wavelength dependence than reported in the other studies. Although the cross section data from Villenave et al.³ and Gillotay et al.¹ are in good agreement, the recommended absorption cross sections in Table 4F-57 are from Gillotay et al.¹ (0.015 nm resolution) and are averages over the 500 cm⁻¹ and 5 nm intervals generally used in stratospheric photodissociation calculations.

The temperature dependence of the absorption spectrum has been measured by Gillotay et al.¹ over the temperature range 210–295 K. They report an increase in absorption cross section with increasing temperature at all wavelengths.

Photolysis Quantum Yield and Product Studies: No recommendation.

Table 4F-57. Recommended Absorption Cross Sections of CCl₃C(O)Cl at 295 K

λ (nm)	$10^{20} \sigma$ (cm ²)	λ (nm)	$10^{20} \sigma$ (cm ²)	λ (nm)	$10^{20} \sigma$ (cm ²)
166.7–169.5	671	204.1–206.2	231	256.4–259.7	22.6
169.5–172.4	699	206.2–208.3	194	259.7–263.2	22.3
172.4–173.9	712	208.3–210.5	160	263.2–266.7	21.1
173.9–175.4	716	210.5–212.8	129	266.7–270.3	19.1
175.4–177.0	717	212.8–215.0	102	270.3–274.0	16.6
177.0–178.6	714	215.0–217.4	78.9	274.0–277.8	13.7
178.6–180.2	706	217.4–219.8	59.5	277.8–281.7	10.7
180.2–181.8	694	219.8–222.2	44.0	281.7–285.7	8.14
181.8–183.5	677	222.2–224.7	31.8	285.7–289.9	5.86
183.5–185.2	655	224.7–227.3	25.8	289.9–294.1	4.03
185.2–186.9	630	227.3–229.9	21.9	294.1–298.5	2.67
186.9–188.7	599	229.9–232.6	19.5	298.5–303.0	1.68
188.7–190.5	567	232.6–235.3	18.3	303.0–307.7	0.921
190.5–192.3	528	235.3–238.1	17.9	307.7–312.5	0.605
192.3–194.2	487	238.1–241.0	18.1	312.5–317.5	0.339
194.2–196.1	445	241.0–243.9	18.7	317.5–322.5	0.188
196.1–198.0	402	243.9–246.9	19.7	322.5–327.5	0.104
198.0–200.0	358	246.9–250.0	20.9	327.5–332.5	0.0578
200.0–202.0	314	250.0–253.2	21.8	332.5–337.5	0.0326
202.0–204.1	272	253.2–256.4	22.3		

Note:

Gillotay et al.¹

- (1) Gillotay, D.; Simon, P. C.; Dierickx, L. Ultraviolet absorption cross-sections of some carbonyl compounds and their temperature dependence. *Aeronomica Acta* **1993**, 368, 1-15.
- (2) Libuda, H. G. Spektroskopische und kinetische Untersuchungen an halogenierten Carbonylverbindungen von atmosphärischem Interesse. PhD-Thesis, University of Wuppertal, Germany, 1992.
- (3) Villenave, E.; Morozov, I.; Lesclaux, R. Kinetics of the self-reactions of peroxy radicals arising from chlorine-initiated oxidation of chloroethenes. *J. Phys. Chem. A* **2000**, 104, 9933-9940, doi:10.1021/jp001704y.

F56. CF₃CF₂CHCl₂ (1,1,1,2,2-pentafluoro-3,3-dichloropropane, HCFC–225ca)[Back to Index](#)CF₃CF₂CHCl₂ (HCFC–225ca) + hν → Products

(1)

(Recommendation: 02-25, Note: 10-6, Evaluated: 10-6)

Absorption Cross Sections: The UV absorption spectrum of 1,1,1,2,2-pentafluoro-3,3-dichloropropane (HCFC–225ca), CF₃CF₂CHCl₂, has been measured in the gas and liquid phase at 298 K by Braun et al.¹ (160–250 nm). The recommended absorption cross sections in Table 4F-58 are taken from this work. Braun et al.¹ give an expression that can be used to calculate the gas-phase absorption cross sections over the wavelength range 170–270 nm

$$\log_{10} \varepsilon = \sum a_n (\lambda - 160)^n$$

$$a_0 = 1.425$$

$$a_1 = 4.542 \times 10^{-2}$$

$$a_2 = -2.036 \times 10^{-3}$$

$$a_3 = 1.042 \times 10^{-5}$$

where the absorption coefficients ε are in units of (atm, 298 K)⁻¹ cm⁻¹ ($\sigma = 4.06 \times 10^{-20} \varepsilon$).

Photolysis Quantum Yield and Product Studies: No recommendation.

Table 4F-58. Recommended Absorption Cross Sections of CF₃CF₂CHCl₂ (HCFC-225ca) at 298 K

λ (nm)	$10^{20} \sigma$ (cm ²)	λ (nm)	$10^{20} \sigma$ (cm ²)
160	268.7	202	11.58
162	236.8	204	8.185
164	207.6	206	5.802
166	189.0	208	4.084
168	181.4	210	2.903
170	182.7	212	2.042
172	182.8	214	1.429
174	189.0	216	1.05
176	190.9	218	0.727
178	187.9	220	0.463
180	177.5	222	0.308
182	161.1	224	0.209
184	140.3	226	0.145
186	118.3	228	0.0987
188	96.51	230	0.0653
190	74.30	232	0.0434
192	57.08	234	0.0299
194	42.83	236	0.0193
196	31.75	238	0.0134
198	23.22	239	0.0119
200	16.24		

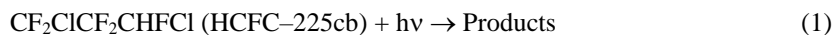
Note:

Braun et al.¹

- (1) Braun, M.; Fahr, A.; Klein, R.; Kurylo, M. J.; Huie, R. E. UV gas and liquid phase absorption cross section measurements of hydrochlorofluorocarbons HCFC-225ca and HCFC-225cb. *J. Geophys. Res.* **1991**, *96*, 13009-13015.

F57. CF₂CICF₂CHFCl (1,1,2,2,3-pentafluoro-1,3-dichloropropane, HCFC-225cb)

[Back to Index](#)



(Recommendation: 02-25, Note: 10-6, Evaluated: 10-6)

Absorption Cross Sections: The UV absorption spectrum of 1,1,2,2,3-pentafluoro-1,3-dichloropropane (HCFC-225cb), CF₂CICF₂CHFCl, has been measured in the gas and liquid phase at 298 K by Braun et al.¹ (160–250 nm). The recommended absorption cross sections in Table 4F-59 are taken from this work. Braun et al.¹ give an expression that can be used to calculate the gas-phase absorption cross sections over the wavelength range 165–250 nm

$$\log_{10} \varepsilon = \sum a_n (\lambda - 160)^n$$

$$\begin{aligned} a_0 &= 1.677 & a_1 &= -2.175 \times 10^{-2} \\ a_2 &= -1.484 \times 10^{-3} & a_3 &= 1.147 \times 10^{-5} \end{aligned}$$

where the absorption coefficients ε are in units of (atm, 298 K)⁻¹ cm⁻¹ ($\sigma = 4.06 \times 10^{-20} \varepsilon$).

Photolysis Quantum Yield and Product Studies: No recommendation.

Table 4F-59. Recommended Absorption Cross Sections of CF₂ClCF₂CHFCl (HCFC-225cb) at 298 K

λ (nm)	$10^{20} \sigma$ (cm ²)	λ (nm)	$10^{20} \sigma$ (cm ²)
160	187.9	186	7.308
162	173.3	188	5.075
164	154.8	190	3.492
166	135.1	192	2.412
168	113.2	194	1.661
170	91.35	196	1.165
172	70.68	198	0.873
174	54.73	200	0.633
176	40.68	202	0.479
178	30.04	204	0.369
180	21.11	206	0.291
182	14.90	208	0.254
184	10.47	210	0.250

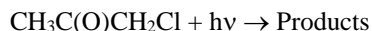
Note:

Braun et al.¹

- (1) Braun, M.; Fahr, A.; Klein, R.; Kurylo, M. J.; Huie, R. E. UV gas and liquid phase absorption cross section measurements of hydrochlorofluorocarbons HCFC-225ca and HCFC-225cb. *J. Geophys. Res.* **1991**, *96*, 13009-13015.

F58. CH₃C(O)CH₂Cl (chloroacetone)

[Back to Index](#)



(1)

(Recommendation: 06-2, Note: 10-6, Evaluated: 10-6)

Absorption Cross Sections: The UV absorption cross sections of chloroacetone, CH₃C(O)CH₂Cl, have been measured over the temperature range 243–296 K between 210 and 370 nm by Burkholder et al.¹ using diode array spectroscopy (~0.6 nm resolution). The spectrum has two absorption bands, a strong band with the maximum at ~224 nm (3.35×10^{-19} cm² molecule⁻¹ at 296 K) and a weaker broader band with the maximum at ~292 nm (1.02×10^{-19} cm² molecule⁻¹ at 296 K). A systematic decrease in the absorption cross section with decreasing temperature was observed at wavelengths >290 nm. A temperature dependence of the absorption cross sections was also reported for the short wavelength absorption band. The reported values at 253 K are larger than those at 273 K below ~240 nm and even larger than those at 296 K below ~230 nm. The recommended absorption cross sections in Table 4F-60 are taken from Burkholder et al.¹

Photolysis Quantum Yield and Product Studies: Photodissociation quantum yields were measured by Burkholder et al.¹ to be 0.5 ± 0.08 at 308 nm and 351 nm. At both wavelengths, the yields of CO and CO₂ were 0.50 and ~0.25, respectively. The yield of HCOOH and HCl were reported to be 0.25 and 0.5, respectively, at both photolysis wavelengths.

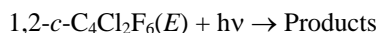
Table 4F-60. Recommended Absorption Cross Sections of CH₃C(O)CH₂Cl at 296 K

λ (nm)	$10^{20} \sigma$ (cm ²)	λ (nm)	$10^{20} \sigma$ (cm ²)	λ (nm)	$10^{20} \sigma$ (cm ²)	λ (nm)	$10^{20} \sigma$ (cm ²)
210	22.0	248	3.36	286	9.89	324	2.58
211	23.0	249	3.11	287	9.98	325	2.37
212	24.3	250	2.96	288	10.00	326	2.16
213	25.5	251	2.90	289	10.10	327	1.95
214	26.4	252	2.92	290	10.20	328	1.73
215	27.5	253	3.00	291	10.20	329	1.52
216	28.9	254	3.10	292	10.20	330	1.33
217	30.1	255	3.24	293	10.20	331	1.14
218	30.9	256	3.39	294	10.10	332	0.979
219	31.7	257	3.56	295	10.00	333	0.832
220	32.4	258	3.75	296	9.89	334	0.707
221	32.8	259	3.97	297	9.77	335	0.598
222	33.2	260	4.19	298	9.66	336	0.506
223	33.5	261	4.40	299	9.54	337	0.427
224	33.5	262	4.63	300	9.41	338	0.361
225	33.0	263	4.86	301	9.25	339	0.302
226	32.3	264	5.12	302	9.04	340	0.2520
227	31.8	265	5.38	303	8.80	341	0.212
228	31.3	266	5.65	304	8.53	342	0.176
229	30.3	267	5.89	305	8.24	343	0.145
230	28.9	268	6.14	306	7.94	344	0.120
231	27.3	269	6.39	307	7.63	345	0.103
232	25.7	270	6.65	308	7.34	346	0.0887
233	24.0	271	6.93	309	7.06	347	0.0757
234	22.2	272	7.20	310	6.77	348	0.0642
235	20.3	273	7.47	311	6.50	349	0.0547
236	18.4	274	7.71	312	6.22	350	0.0458
237	16.5	275	7.94	313	5.93	351	0.0411
238	14.6	276	8.16	314	5.61	352	0.0328
239	12.7	277	8.37	315	5.28	353	0.0319
240	11.0	278	8.59	316	4.92	354	0.0220
241	9.50	279	8.82	317	4.57	355	0.0193
242	8.15	280	9.03	318	4.22	356	0.0138
243	6.93	281	9.23	319	3.89	357	0.0134
244	5.85	282	9.41	320	3.58	358	0.00917
245	4.95	283	9.56	321	3.30	359	0.0155
246	4.26	284	9.69	322	3.04	360	0.0128
247	3.74	285	9.80	323	2.80		

Note:

Burkholder et al.¹

- (1) Burkholder, J. B.; Gilles, M. K.; Gierczak, T.; Ravishankara, A. R. The atmospheric degradation of 1-bromopropane (CH₃CH₂CH₂Br): The photochemistry of bromoacetone. *Geophys. Res. Lett.* **2002**, *29*, 1822, doi:10.1029/2002GL014712.

F59. (E)-1,2-c-C₄Cl₂F₆ ((E)-1,2-dichlorohexafluorocyclobutane)[Back to Index](#)

(1)

(New Entry)

Absorption Cross Sections: The UV absorption cross sections of (E)-1,2-dichlorohexafluorocyclobutane, 1,2-c-C₄Cl₂F₆(E), have been measured by Papadimitriou et al.¹ (184.95–230 nm) at temperatures between 214 and 296 K. UV absorption spectra of (E)- and (Z)- isomeric mixtures (0.94:0.06 and 0.475:0.525) were measured experimentally and individual isomer spectra were determined using the measured sample mixing ratios. Over the 185–230 nm wavelength range the spectrum is continuous with a broad peak near 195 nm.

The absorption cross sections decrease nearly exponentially at wavelengths greater than ~200 nm. The (*E*)-isomer was observed to be a stronger absorber than the (*Z*)- isomer over this wavelength range. The 296 K absorption cross section uncertainty was estimated to be ~3% (2σ) at all wavelengths included in their study.

Papadimitriou et al. measured the spectrum temperature dependence over the range 214–296 K. They observed a systematic decrease in absorption cross section with decreasing temperature at all wavelengths included in their study. The absorption spectrum was parameterized using the empirical formula

$$\log_{10}(\sigma(\lambda, T)) = \sum_i A_i(\lambda - 200)^i + (296 - T) \sum_i B_i(\lambda - 200)^i$$

and the optimized parameters are given in Table 4F-61. The parameterization reproduces the absorption spectrum to within the estimated measurement precision and is valid over the 190–220 nm wavelength range and 210–296 K temperature range.

Table 4F-61. Recommended (*E*)-1,2-*c*-C₄Cl₂F₆ Absorption Spectrum, $\sigma(\lambda, T)$, Parameterization

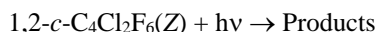
i	A _i	B _i
0	-18.45	-0.000553
1	-0.0876	-8.036 × 10 ⁻⁵
2	-0.003737	-4.24 × 10 ⁻⁶
3	0.0001124	-6.01 × 10 ⁻⁷
4	2.444 × 10 ⁻⁶	6.00 × 10 ⁻⁸
5	-9.33 × 10 ⁻⁸	-1.279 × 10 ⁻⁹

Photolysis Quantum Yield and Product Studies: Quantum yields for the production of Cl atoms and *c*-C₄F₆ in the photolysis of 1,2-*c*-C₄Cl₂F₆(*E*) at 193 nm were measured by Papadimitriou et al.¹ A value of $\Phi(\text{Cl}) = 1.9 \pm 0.27$ was determined for a 0.475:0.525 isomeric mixture (i.e., quantum yields for the individual isomers were not determined). A value of $\Phi(\text{Cl}) = 2$ is recommended. The *c*-C₄F₆ product yield in the photolysis of 1,2-*c*-C₄Cl₂F₆(*E*) was found to be 0.7 ± 0.1 .

- (1) Papadimitriou, V. C.; McGillen, M. R.; Smith, S. C.; Jubb, A. M.; Portmann, R. W.; Hall, B. D.; Fleming, E. L.; Jackman, C. H.; Burkholder, J. B. 1,2-Dichlorohexafluoro-cyclobutane (1,2-*c*-C₄F₆Cl₂, R-316c) a potent ozone depleting substance and greenhouse gas: Atmospheric loss processes, lifetimes, and ozone depletion and global warming potentials for the (*E*) and (*Z*) stereoisomers. *J. Phys. Chem. A* **2013**, *117*, 11049-11065, doi:10.1021/jp407823k.

F60. (*Z*)-1,2-*c*-C₄Cl₂F₆ ((*Z*)-1,2-dichlorohexafluorocyclobutane)

[Back to Index](#)



(1)

(New Entry)

Absorption Cross Sections: The UV absorption cross sections of (*Z*)-1,2-dichlorohexafluorocyclobutane, 1,2-*c*-C₄Cl₂F₆(*Z*), have been measured by Papadimitriou et al.¹ (184.95–230 nm) at temperatures between 214 and 296 K. UV absorption spectra of (*E*)- and (*Z*)- isomeric mixtures (0.94:0.06 and 0.475:0.525) were measured experimentally and individual isomer spectra were determined using the measured mixing ratios. The (*Z*)-isomer was found to be a significantly weaker absorber than the (*E*)- isomer over this wavelength range. The uncertainty in the (*Z*)- isomer 296 K absorption cross sections were estimated to be significantly greater than for the (*E*)- isomer, e.g. ~25% (2σ) at 210 nm.

Papadimitriou et al. measured the spectrum temperature dependence over the range 214–296 K. They observed a systematic decrease in absorption cross section with decreasing temperature at all wavelengths included in their study. The absorption spectrum was parameterized using the empirical formula

$$\log_{10}(\sigma(\lambda, T)) = \sum_i A_i(\lambda - 200)^i + (296 - T) \sum_i B_i(\lambda - 200)^i$$

and the optimized parameters are given in Table 4F-62. The parameterization reproduces the absorption spectrum to within the estimated measurement precision and is valid over the 190–220 nm wavelength range and 210–296 K temperature range.

Table 4F-62. Recommended (Z)-1,2-*c*-C₄Cl₂F₆ Absorption Spectrum, $\sigma(\lambda, T)$, Parameterization

<i>i</i>	<i>A_i</i>	<i>B_i</i>
0	-19.24	-0.00155
1	-0.1037	-0.000761
2	0.00203	-1.22×10^{-5}
3	4.9656×10^{-6}	5.52×10^{-6}
4	-1.65×10^{-5}	-2.365×10^{-7}
5	5.03×10^{-7}	3.33×10^{-9}

Photolysis Quantum Yield and Product Studies: Quantum yields for the production of Cl atoms and *c*-C₄F₆ in the photolysis of 1,2-*c*-C₄Cl₂F₆(*Z*) at 193 nm were measured by Papadimitriou et al.¹ A value of $\Phi(\text{Cl}) = 1.9 \pm 0.27$ was determined for a 0.475:0.525 isomeric mixture (i.e., quantum yields for the individual isomers were not determined). A value of $\Phi(\text{Cl}) = 2$ is recommended. The *c*-C₄F₆ product yield in the photolysis of 1,2-*c*-C₄Cl₂F₆(*Z*) was found to be 1.0 ± 0.1 .

- (1) Papadimitriou, V. C.; McGillen, M. R.; Smith, S. C.; Jubbe, A. M.; Portmann, R. W.; Hall, B. D.; Fleming, E. L.; Jackman, C. H.; Burkholder, J. B. 1,2-Dichlorohexafluoro-cyclobutane (1,2-*c*-C₄F₆Cl₂, R-316c) a potent ozone depleting substance and greenhouse gas: Atmospheric loss processes, lifetimes, and ozone depletion and global warming potentials for the (*E*) and (*Z*) stereoisomers. *J. Phys. Chem. A* **2013**, *117*, 11049-11065, doi:10.1021/jp407823k.

4.9 Bibliography – ClO_x Photochemistry

- Adler-Golden, S. M.; Wiesenfeld, J. R. Production of atomic oxygen following flash photolysis of ClONO₂. *Chem. Phys. Lett.* **1981**, *82*, 281-284.
- Alexander, M. H.; Pouilly, B.; Duhoo, T. Spin-orbit branching in the photofragmentation of HCl. *J. Chem. Phys.* **1993**, *99*, 1752-1764.
- Baer, S.; Hippler, H.; Rahn, R.; Siefke, M.; Seitzinger, N.; Troe, J. Thermodynamic and kinetic properties of the reaction Cl + O₂ + M ⇌ ClOO + M in the range 160-300 K and 1-1000 bar. *J. Chem. Phys.* **1991**, *95*, 6463-6470.
- Bahou, M.; Chung, C.-Y.; Lee, Y.-P.; Cheng, B. M.; Yung, Y. L.; Lee, L. C. Absorption cross sections of HCl and DCl at 135-232 nanometers: Implications for photodissociation on Venus. *Astrophys. J.* **2001**, *559*, L179-L182.
- Ballash, N. M.; Armstrong, D. A. On the ultraviolet and visible absorption spectrum of ClNO. *Spectrochim. Acta Part A* **1974**, *30*, 941-944.
- Barnes, R. J.; Sinha, A.; Michelsen, H. A. Assessing the contribution of the lowest triplet state to the near-UV absorption spectrum of HOCl. *J. Phys. Chem. A* **1998**, *102*, 8855-8859.
- Barton, S. A.; Coxon, J. A.; Roychowdhury, U. K. Absolute absorption cross sections at high-resolution in the A²Π_g-X²Π_g band system of ClO. *Can. J. Phys.* **1984**, *62*, 473-486.
- Basco, N.; Dogra, S. K. Reactions of halogen oxides studied by flash photolysis. I. The flash photolysis of chlorine dioxide. *Proc. Roy. Soc. Lond. A* **1971**, *323*, 29-68.
- Basco, N.; Hunt, J. E. Mutual combination of ClO radicals. *Int. J. Chem. Kinet.* **1979**, *11*, 649-664.
- Basco, N.; Morse, R. D. Reactions of halogen oxides studied by flash photolysis IV. Vacuum ultraviolet kinetic spectroscopy studies on chlorine dioxide. *Proc. Roy. Soc. Lond. A* **1974**, *336*, 495-505.
- Bell, A. J.; Boggis, S. A.; Dyke, J. M.; Frey, J. G.; Richter, R.; Shaw, N.; Tabrizchi, M. Ultraviolet photolysis of HOCl: REMPI measurement of the relative population of chlorine atom (²P) spin-orbit states. *J. Chem. Soc. Faraday Trans.* **1994**, *90*, 17-21.
- Birk, M.; Friedl, R. R.; Cohen, E. A.; Pickett, H. M.; Sander, S. P. The rotational spectrum and structure of chlorine peroxide. *J. Chem. Phys.* **1989**, *91*, 6588-6597.
- Birks, J. W.; Shoemaker, B.; Leck, T. J.; Borders, R. A.; Hart, L. J. Studies of reactions of importance in the stratosphere. II. Reactions involving chlorine nitrate and chlorine dioxide. *J. Chem. Phys.* **1977**, *66*, 4591-4599.
- Bishenden, E.; Haddock, J.; Donaldson, D. J. Resonance-enhanced multiphoton ionization measurement of Cl(²P_{3/2} and ²P_{1/2}) produced in the photolysis of OClO from 355 to 370 nm. *J. Phys. Chem.* **1991**, *95*, 2113-2115.
- Bishenden, E.; Haddock, J.; Donaldson, D. J. Correction. *J. Phys. Chem.* **1992**, *96*, 6513.
- Bloss, W. J.; Nikolaisen, S. L.; Salawitch, R. J.; Friedl, R. R.; Sander, S. P. Kinetics of the ClO self-reaction and 210 nm absorption cross section of the ClO dimer. *J. Phys. Chem. A* **2001**, *105*, 11226-11239, doi:10.1021/jp012429y.
- Bogumil, K.; Orphal, J.; Homann, T.; Voigt, S.; Spietz, P.; Fleischmann, O. C.; Vogel, A.; Hartmann, M.; Kromminga, H.; Bovensmann, H.; Frerick, J.; Burrows, J. P. Measurements of molecular absorption spectra with the SCIAMACHY pre-flight model: instrument characterization and reference data for atmospheric remote-sensing in the 230-2380 nm region. *J. Photochem. Photobiol. A: Chem.* **2003**, *157*, 167-184, doi:10.1016/S1010-6030(03)00062-5.
- Braun, M.; Fahr, A.; Klein, R.; Kurylo, M. J.; Huie, R. E. UV gas and liquid phase absorption cross section measurements of hydrochlorofluorocarbons HCFC-225ca and HCFC-225cb. *J. Geophys. Res.* **1991**, *96*, 13009-13015.
- Brownsword, R. A.; Hillenkamp, M.; Laurent, T.; Vatsa, R. K.; Volpp, H.-R.; Wolfrum, J. Dynamics of H atom formation in the photodissociation of chloromethanes at 193.3 nm. *J. Phys. Chem. A* **1997**, *101*, 5222-5227.
- Brownsword, R. A.; Hillenkamp, M.; Laurent, T.; Vatsa, R. K.; Volpp, H.-R.; Wolfrum, J. Photodissociation dynamics of the chloromethanes at the Lyman-α wavelength (121.6 nm). *J. Chem. Phys.* **1997**, *106*, 1359-1366.
- Brownsword, R. A.; Hillenkamp, M.; Laurent, T.; Volpp, H.-R.; Wolfrum, J.; Vatsa, R. K.; Yoo, H.-S. H atom formation dynamics in the dissociation of CH₃-CF₂Cl (HCFC-142b) after UV and VUV laser photoexcitation. *J. Chem. Phys.* **1997**, *107*, 779-785.
- Brownsword, R. A.; Schmiechen, P.; Volpp, H.-R.; Upadhyaya, H. P.; Jung, Y. J.; Jung, K.-H. Chlorine atom formation dynamics in the dissociation of CH₃CF₂Cl (HCFC-142b) after UV laser photoexcitation. *J. Chem. Phys.* **1999**, *110*, 11823-11829.
- Burkholder, J. B. Ultraviolet absorption spectrum of HOCl. *J. Geophys. Res.* **1993**, *98*, 2963-2974.
- Burkholder, J. B.; Bair, E. J. Potential energy parameters and shapes of the vibrational components of the 345-nm system of chlorine. *J. Phys. Chem.* **1983**, *87*, 1859-1863.

- Burkholder, J. B.; Gilles, M. K.; Gierczak, T.; Ravishankara, A. R. The atmospheric degradation of 1-bromopropane ($\text{CH}_3\text{CH}_2\text{CH}_2\text{Br}$): The photochemistry of bromoacetone. *Geophys. Res. Lett.* **2002**, *29*, 1822, doi:10.1029/2002GL014712.
- Burkholder, J. B.; Mauldin, R. L.; Yokelson, R. J.; Solomon, S.; Ravishankara, A. R. Kinetic, thermodynamic, and spectroscopic study of Cl_2O_3 . *J. Phys. Chem.* **1993**, *97*, 7597-7605.
- Burkholder, J. B.; Orlando, J. J.; Howard, C. J. Ultraviolet absorption cross sections of Cl_2O_2 between 210 and 410 nm. *J. Phys. Chem.* **1990**, *94*, 687-695.
- Burkholder, J. B.; Talukdar, R. K.; Ravishankara, A. R. Temperature dependence of the ClONO_2 UV absorption spectrum. *Geophys. Res. Lett.* **1994**, *21*, 585-588.
- Burrows, J. P.; Tyndall, G. S.; Moortgat, G. K. Photolysis of chlorine nitrate at 254 nm. *J. Phys. Chem.* **1988**, *92*, 4340-4348.
- Burton, G. R.; Chan, W. F.; Cooper, G.; Brion, C. E. Valence- and inner-shell (Cl 2p, 2s; C 1s) photoabsorption and photoionization of carbon tetrachloride. Absolute oscillator strengths (5-400 eV) and dipole-induced breakdown pathways. *Chem. Phys.* **1994**, *181*, 147-172.
- Busch, G. E.; Mahoney, R. T.; Morse, R. I.; Wilson, K. R. Translational spectroscopy: Cl_2 photodissociation. *J. Chem. Phys.* **1969**, *51*, 449-450.
- Butler, P. J. D.; Phillips, L. F. Upper limit for the atomic oxygen yield in the 308-nm photolysis of HOCl. *J. Phys. Chem.* **1983**, *87*, 183-184.
- Calvert, J. G.; Pitts, J. N. In *Photochemistry*; John Wiley & Sons, Inc.: New York, 1966; pp 230-231.
- Carter, R. T.; Hallou, A.; Huber, J. R. Photodissociation of ClNO_2 at 235 nm. *Chem. Phys. Lett.* **1999**, *310*, 166-172.
- Causley, G. C.; Russell, B. R. The vacuum ultraviolet absorption spectra of the group IVA tetrachlorides. *J. Electron Spectrosc. Relat. Phenom.* **1977**, *11*, 383-397.
- Chang, J. S.; Barker, J. R.; Davenport, J. E.; Golden, D. M. Chlorine nitrate photolysis by a new technique: Very low pressure photolysis. *Chem. Phys. Lett.* **1979**, *60*, 385-390.
- Chen, H.-Y., C-Y Lien, W-Y Lin, Y.T. Lee, and J.J. Lin UV absorption cross sections of ClOOC are consistent with ozone degradation models. *Science* **2009**, *324*, 781-784, doi:10.1126/science.1171305.
- Chen, Y.; Zhu, L. The wavelength dependence of the photodissociation of propionaldehyde in the 280-330 nm region. *J. Phys. Chem. A* **2001**, *105*, 9689-9696, doi:10.1021/jp011445s.
- Chen, Y.; Zhu, L. Wavelength-dependent photolysis of glyoxal in the 290-420 nm region. *J. Phys. Chem. A* **2003**, *107*, 4643-4651, doi:10.1021/jp022440d.
- Chen, Y.; Zhu, L.; Francisco, J. S. Wavelength-dependent photolysis of *n*-butyraldehyde and *i*-butyraldehyde in the 280-330-nm region. *J. Phys. Chem. A* **2002**, *106*, 7755-7763, doi:10.1021/jp014544e.
- Cheng, B. M.; Chung, C.-Y.; Bahou, M.; Lee, Y.-P.; Lee, L. C. Quantitative spectral analysis of HCl and DCl in 120-220 nm: Effects of singlet-triplet mixing. *J. Chem. Phys.* **2002**, *117*, 4293-4298, doi:10.1063/1.1496476.
- Chichinin, A. I. Measurement of $\text{Cl}(^2\text{P}_{1/2})$ quantum yield for the photodissociation of NOCl, ICl, PCl_3 , Cl_2O and COCl_2 . *Chem. Phys. Lett.* **1993**, *209*, 459-463.
- Chou, C. C.; Crescentini, G.; Vera-Ruiz, H.; Smith, W. S.; Rowland, F. S. "Stratospheric photochemistry of CF_2O , CClFO , and CCl_2O "; 173rd American Chemical Society Meeting, 1977, New Orleans, LA.
- Chou, C. C.; Milstein, R. J.; Smith, W. S.; Vera-Ruiz, H.; Molina, M. J.; Rowland, F. S. Stratospheric photodissociation of several saturated perhalo chlorofluorocarbon compounds in current technological use (fluorocarbons-13, -113, -114, and -115). *J. Phys. Chem.* **1978**, *82*, 1-7, doi:10.1021/j100490a001.
- Chou, C. C.; Smith, W. S.; Ruiz, H. V.; Moe, K.; Crescentini, G.; Molina, M. J.; Rowland, F. S. The temperature dependences of the ultraviolet absorption cross sections of CCl_2F_2 and CCl_3F , and their stratospheric significance. *J. Phys. Chem.* **1977**, *81*, 286-290, doi:10.1021/j100519a002.
- Clark, R. H.; Husain, D. Quantum yield measurements of $\text{Cl}(^3\text{P}_{1/2})$ and $\text{Cl}(^3\text{P}_{3/2})$ in the photolysis of C_1 chlorofluorocarbons determined by atomic resonance absorption spectroscopy in the vacuum UV. *J. Photochem.* **1984**, *24*, 103-115.
- Clyne, M. A. A.; Coxon, J. A. Kinetic studies of oxy-halogen radical systems. *Proc. Roy. Soc. A* **1968**, *303*, 207-231.
- Colussi, A. J. Formation and decay of (^3P)O atoms in the laser flash photolysis of chlorine dioxide (OCIO) at 308 nm. *J. Phys. Chem.* **1990**, *94*, 8922-8926.
- Colussi, A. J.; Sander, S. P.; Friedl, R. R. Temperature dependence and mechanism of the reaction between $\text{O}(^3\text{P})$ and chlorine dioxide. *J. Phys. Chem.* **1992**, *96*, 4442-4445.
- Cox, R. A.; Hayman, G. D. The stability and photochemistry of dimers of the ClO radical and implications for Antarctic ozone depletion. *Nature* **1988**, *332*, 796-800.
- Coxon, J. A.; Jones, W. E.; Ramsey, D. A. 12th International Symposium on Free Radicals, 1976, Laguna Beach, California.
- Crowley, J. N.; Helleis, F.; Müller, R.; Moortgat, G. K.; Crutzen, P. J.; Orlando, J. J. CH_3OCl : UV/visible absorption cross sections, J values and atmospheric significance. *J. Geophys. Res.* **1994**, *99*, 20683-20688.

- Currie, J.; Sidebottom, J. H.; Tedder, J. The reaction of cyclohexyl radicals with carbon tetrachloride. *Int. J. Chem. Kinet.* **1974**, *6*, 481-492.
- Daviel, S.; Iida, Y.; Carnovale, F.; Brion, C. E. Absolute oscillator strengths for the partial photoionization, ionic fragmentation and photoabsorption of HCl. *Chem. Phys.* **1984**, *83*, 391-406.
- Davis, F. H.; Lee, Y. T. Photodissociation dynamics of OClO. *J. Chem. Phys.* **1996**, *105*, 8142-8163.
- Davis, H. F.; Lee, Y. T. Dynamics and mode specificity in OClO photodissociation. *J. Phys. Chem.* **1992**, *96*, 5681-5684.
- Delmdahl, R. F.; Ullrich, S.; Gericke, K.-H. Photofragmentation of OClO($\tilde{A}^2A_2 v_1v_2v_3$) \rightarrow Cl(2P_J) + O₂. *J. Phys. Chem. A* **1998**, *102*, 7680-7685.
- DeMore, W. B.; Tschuikow-Roux, E. Ultraviolet spectrum and chemical reactivity of the ClO dimer. *J. Phys. Chem.* **1990**, *94*, 5856-5860.
- Doucet, J.; Sauvageau, P.; Sandorfy, C. Vacuum ultraviolet and photoelectron spectra of fluoro-chloro derivatives of methane. *J. Chem. Phys.* **1973**, *58*, 3708-3716.
- Doucet, J.; Sauvageau, P.; Sandorfy, C. Photoelectron and far-ultraviolet absorption spectra of chlorofluoro derivatives of ethane. *J. Chem. Phys.* **1975**, *62*, 355-359.
- Fahr, A.; Braun, W.; Kurylo, M. J. Scattered light and accuracy of the cross-section measurements of weak absorptions: Gas and liquid phase UV absorption cross sections of CH₃CFCl₂. *J. Geophys. Res.* **1993**, *98*, 20467-20472.
- Feierabend, K. J.; Papanastasiou, D. K.; Burkholder, J. B. ClO radical yields in the reaction of O(¹D) with Cl₂, HCl, chloromethanes and chlorofluoromethanes. *J. Phys. Chem. A* **2010**, *114*, 12052-12061, doi:10.1021/jp10776lt.
- Felder, P.; Morley, G. P. Photodissociation of ClNO in the A band. *Chem. Phys.* **1994**, *185*, 145-151.
- Felps, W. S.; Rupnik, K.; McGlynn, S. P. Electronic spectroscopy of the cyanogen halides. *J. Phys. Chem.* **1991**, *95*, 639-656, doi:10.1021/j100155a028.
- Fergusson, W. C.; Slotin, L.; Style, D. W. G. The absorption spectrum of aqueous chlorine and hydrogen peroxide vapour. *Trans. Far. Soc.* **1936**, *32*, 956-962.
- Finkelburg, W.; Schumacher, H.-J.; Stieger, G. Das spektrum und der photochemische zerfall des chlormonoxys. *Z. Phys. Chem.* **1931**, *B15*, 127-156.
- Flesch, R.; Rühl, E.; Hottmann, K.; Baumgärtel, H. Photoabsorption and photoionization of chlorine dioxide. *J. Phys. Chem.* **1993**, *97*, 837-844.
- Frost, G. J.; Goss, L. M.; Vaida, V. Measurements of high-resolution ultraviolet-visible absorption cross sections at stratospheric temperatures, 2. Chlorine dioxide. *J. Geophys. Res.* **1996**, *101*, 3879-3884.
- Fujiwara, H.; Ishiwata, T. Doppler spectroscopy of OH fragments from the photodissociation of HOCl at 266 and 355 nm. *J. Phys. Chem.* **1998**, *102*, 3856-3859.
- Furlan, A.; Haeberli, M. A.; Huber, R. J. The 248 nm photodissociation of ClNO₂ studied by photofragment translational energy spectroscopy. *J. Phys. Chem. A* **2000**, *104*, 10392-10397, doi:10.1021/jp000792j.
- Ganske, J. A.; Berko, H. N.; Finlayson-Pitts, B. J. Absorption cross sections for gaseous ClNO₂ and Cl₂ at 298 K: Potential organic oxidant source in the marine troposphere. *J. Geophys. Res.* **1992**, *97*, 7651-7656.
- Ghosh, B.; Papanastasiou, D. K.; Talukdar, R. K.; Roberts, J. M.; Burkholder, J. B. Nitryl chloride (ClNO₂): UV/Vis absorption spectrum between 210 and 296 K and O(³P) quantum yield at 193 and 248 nm. *J. Phys. Chem. A* **2011**, *116*, 5796-5805, doi:10.1021/jp207389y.
- Gibson, G. E.; Bayliss, N. S. Variation with temperature of the continuous absorption spectrum of diatomic molecules: Part I. Experimental, * The absorption spectrum of chlorine. *Phys. Rev.* **1933**, *44*, 188-192.
- Gilbert, R.; Sauvageau, P.; Sandorfy, C. Vacuum ultraviolet absorption spectra of chlorofluoromethanes from 120 to 65 nm. *J. Chem. Phys.* **1974**, *60*, 4820-4824.
- Gillotay, D.; Simon, P. C. Ultraviolet absorption cross-sections of photoactive species of stratospheric interest Part 1: The halocarbons. *Aeronomica Acta A* **1990**, *356*, 1-173.
- Gillotay, D.; Simon, P. C. Temperature-dependence of ultraviolet absorption cross-sections of alternative chlorofluoroethanes. *J. Atmos. Chem.* **1991**, *12*, 269-285.
- Gillotay, D.; Simon, P. C. Temperature-dependence of ultraviolet absorption cross-sections of alternative chlorofluoroethanes: 2. The 2-chloro-1,1,1,2-tetrafluoro ethane - HCFC-124. *J. Atmos. Chem.* **1991**, *13*, 289-299.
- Gillotay, D.; Simon, P. C.; Dierickx, L. Ultraviolet absorption cross-sections of some carbonyl compounds and their temperature dependence. *Aeronomica Acta* **1993**, *368*, 1-15.
- Glicker, S.; Okabe, H. Photochemistry of diacetylene. *J. Phys. Chem.* **1987**, *91*, 437-440, doi:10.1021/j100286a036.
- Goldfarb, L.; Schmoltner, A.-M.; Gilles, M. K.; Burkholder, J.; Ravishankara, A. R. Photodissociation of ClONO₂: 1. Atomic resonance fluorescence measurements of product quantum yields. *J. Phys. Chem. A* **1997**, *101*, 6658-6666.
- Goodeve, C. F.; Richardson, F. D. The absorption spectrum of chlorine trioxide and chlorine hexoxide. *Trans. Faraday. Soc.* **1937**, *33*, 453-457.

- Goodeve, C. F.; Wallace, J. I. The absorption spectrum of chlorine monoxide. *Trans. Faraday Soc.* **1930**, *26*, 254-260.
- Goodeve, C. F.; Windsor, B. A. M. The absorption spectrum of chlorine heptoxide. *Trans. Faraday Soc.* **1936**, *32*, 1518-1519.
- Gordus, A. A.; Bernstein, R. B. Isotope effect in continuous ultraviolet absorption spectra: Methyl bromide-*d*₃ and chloroform-*d*. *J. Chem. Phys.* **1954**, *22*, 790-795.
- Green, R. G.; Wayne, R. P. Vacuum ultra-violet absorption spectra of halogenated methanes and ethanes. *J. Photochem.* **1976/77**, *6*, 375-377.
- Green, T. J.; Islam, M.; Canosa-Mas, C.; Marston, G.; Wayne, R. P. Higher oxides of chlorine: absorption cross-sections of Cl₂O₆ and Cl₂O₄, the decomposition of Cl₂O₆, and the reactions of OClO with O and O₃. *J. Photochem. Photobiol. A: Chem.* **2004**, *162*, 353-370, doi:10.1016/S1010-6030(03)00379-4.
- Green, T. J.; Islam, M.; Guest, P.; Hickson, K.; Canosa-Mas, C. E.; Wayne, R. P. A discharge-flow study of Cl₂O₃. *Phys. Chem. Chem. Phys.* **2003**, *5*, 5409-5418, doi:10.1039/b311005b.
- Grothe, H.; Willner, H. Chlortrioxid: spektroskopische eigenschaften, molekülstruktur und photochemisches verhalten. *Angew. Chem.* **1994**, *106*, 1581-1584.
- Grothe, H.; Willner, H., personal communication to Wayne et al. (1995).
- Hanf, A.; Läuter, A.; Volpp, H.-R. Absolute chlorine atom quantum yield measurements in the UV and VUV gas-phase laser photolysis of CCl₄. *Chem. Phys. Lett.* **2003**, *368*, 445-451.
- Harwood, M. H.; Rowley, D. M.; Freshwater, R. A.; Cox, R. A.; Jones, R. L. A spectroscopic study of Cl₂O₃. *J. Chem. Soc. Faraday Trans.* **1995**, *91*, 3027-3032.
- Hayman, G. D.; Cox, R. A. UV absorption spectrum and thermochemistry of Cl₂O₃ formed in the photolysis of OClO-containing mixtures at low temperatures. *Chem. Phys. Lett.* **1989**, *155*, 1-7.
- Heicklen, J. The photolysis of phosgene-ethylene mixtures. *J. Am. Chem. Soc.* **1965**, *87*, 445-453, doi:10.1021/ja01081a010.
- Hermann, M.; Nölle, A.; Heydtmann, H. Photolysis and quantum yield of carbonylchlorofluoride at 193 nm. *Chem. Phys. Lett.* **1994**, *226*, 559-562.
- Ho, G. H. Absolute photabsorption cross section of CCl₄ in the energy range 6-250 eV. *Chem. Phys.* **1998**, *226*, 101-111.
- Huang, W.-T.; Chen, A. F.; Chen, I.-C.; Tsai, C.-H.; Lin, J. J.-M. Photodissociation dynamics of ClOOCl at 248.4 and 308.4 nm. *Phys. Chem. Chem. Phys.* **2011**, 8195-8203, doi:10.1039/c0cp02453h.
- Hubinger, S.; Nee, J. B. Photoabsorption spectrum for OClO between 125 and 470 nm. *Chem. Phys.* **1994**, *181*, 247-257.
- Hubinger, S.; Nee, J. B. Absorption spectra of Cl₂, Br₂ and BrCl between 190 and 600 nm. *J. Photochem. Photobiol. A: Chem.* **1995**, *86*, 1-7.
- Hubrich, C.; Stuhl, F. The ultraviolet absorption of some halogenated methanes and ethanes of atmospheric interest. *J. Photochem.* **1980**, *12*, 93-107.
- Hubrich, C.; Zetzsch, C.; Stuhl, F. Absorption spectra of halogenated methanes in wavelength region from 275 to 160 nm at temperatures of 298 and 208 K. *Ber. Bunsenges. Phys. Chem.* **1977**, *81*, 437-442.
- Huder, K. J.; DeMore, W. B. Absorption cross sections of the ClO dimer. *J. Phys. Chem.* **1995**, *99*, 3905-3908.
- Huebner, R. H.; Bushnell, D. L., Jr.; Celotta, R. J.; Mielczarek, S. R.; Kuyatt, C. E. Ultraviolet photoabsorption by halocarbons 11 and 12 from electron impact measurements. *Nature* **1975**, *257*, 376-378.
- Ibuki, T.; Takahashi, N.; Hiraya, A.; Shobatake, K. CCl₂(¹B₁) radical formation in VUV photolyses of CCl₄ and CBrCl₃. *J. Chem. Phys.* **1986**, *85*, 5717-5722, doi:10.1063/1.451532.
- Ichimura, T.; Kirk, A. W.; Kramer, G.; Tschuikow-Roux, E. Photolysis of ethyl chloride (Freon 160) at 147 nm. *J. Photochem.* **1976/1977**, *6*, 77-90.
- Ichimura, T.; Kirk, A. W.; Tschuikow-Roux, E. Primary processes in the 147- and 123.6-nm photolyses of 1,1,1-trifluoro-2-chloroethane. *J. Phys. Chem.* **1977**, *81*, 1153-1156, doi:10.1021/j100527a006.
- Illies, A. J.; Takacs, G. A. Gas phase ultra-violet photoabsorption cross-sections for nitrosyl chloride and nitril chloride. *J. Photochem.* **1976**, *6*, 35-42.
- Inn, E. C. Y. Absorption coefficient of HCl in the region 1400 to 2200 Å. *J. Atmos. Sci.* **1975**, *32*, 2375-2377.
- Jacobs, J.; Kronberg, M.; Müller, H. S. P.; Willner, H. An experimental study on the photochemistry and vibrational spectroscopy of three isomers of Cl₂O₂ isolated in cryogenic matrices. *J. Am. Chem. Soc.* **1994**, *116*, 1106-1114, doi:10.1021/ja00082a038.
- Jäger, M.; Heydtmann, H.; Zetzsch, C. Vacuum ultraviolet spectrum and quantum yield of the 193 nm photolysis of phosgene. *Chem. Phys. Lett.* **1996**, *263*, 817-821.
- Jansen, M.; Schatte, G.; Tobias, K. M.; Willner, H. Properties of dichlorine hexoxide in the gas phase and in low-temperature matrices. *Inorg. Chem.* **1988**, *27*, 1703-1706.
- Jensen, F.; Oddershede, J. Structure and spectra of ClO dimers. *J. Phys. Chem.* **1990**, *94*, 2235-2237.
- Jin, B.; Chen, I.-C.; Huang, W.-T.; Lien, C.-Y.; Guchhait, N.; Lin, J. J. Photodissociation cross section of ClOOCl at 330 nm. *J. Phys. Chem. A* **2010**, *114*, 4791-4797.

- Johnsson, K.; Engdahl, A.; Nelander, B. The UV and IR spectra of the ClO molecule. *J. Phys. Chem.* **1995**, *99*, 3965-3968, doi:10.1021/j100012a016.
- Johnston, H. S.; Morris, E. D., Jr.; Van den Bogaerde, J. Molecular modulation kinetic spectrometry. ClO and ClO₂ radicals in the photolysis of chlorine in oxygen. *J. Am. Chem. Soc.* **1969**, *91*, 7712-7727.
- Jourdain, J. L.; Le Bras, G.; Poulet, G.; Combourieu, J.; Rigaud, P.; LeRoy, B. UV absorption spectrum of ClO(A ²Π-X²Π) up to the (1,0) band. *Chem. Phys. Lett.* **1978**, *57*, 109-112.
- Jungkamp, T. P. W.; Kirchner, U.; Schmidt, M.; Schindler, R. N. UV absorption cross-section data for the hypochlorites ROCl (R = H, CH₃, C₂H₅, *i*-C₃H₇, *tert*-C₄H₉). *J. Photochem. Photobiol. A: Chem.* **1995**, *99*, 1-6.
- Kaledin, A. L.; Morokuma, K. An *ab initio* direct-trajectory study of the photodissociation of ClOCl. *J. Chem. Phys.* **2000**, *113*, 5750-5762.
- Knauth, H.-D.; Alberti, H.; Clausen, H. Equilibrium constant of the gas reaction Cl₂O + H₂O ⇌ 2HOCl and the ultraviolet spectrum of HOCl. *J. Phys. Chem.* **1979**, *83*, 1604-1612, doi:10.1021/j100475a010.
- Knauth, H.-D.; Schindler, R. N. On the photodecomposition of ClONO₂ in the middle ultraviolet. *Z. Naturforsch.* **1983**, *38a*, 893-895.
- Ko, M. K. W.; Newman, P. A.; Reimann, S.; Strahan, S. E.; Plumb, R. A.; Stolarski, R. S.; Burkholder, J. B.; Mellouki, W.; Engel, A.; Atlas, E. L.; Chipperfield, M.; Liang, Q. Lifetimes of Stratospheric Ozone-Depleting Substances, Their Replacements, and Related Species, SPARC Report No. 6, WCRP-15/2013, 2013, <http://www.sparc-climate.org/publications/sparc-reports/sparc-report-no6/>.
- Krisch, M. J.; McCunn, L. R.; Takematsu, K.; Butler, L. J.; Blase, F. R.; Shu, J. Photodissociation of CH₃OCl to CH₃O + Cl at 248 nm. *J. Phys. Chem. A* **2004**, *108*, 1650-1656, doi:10.1021/jp0372082.
- Kromminga, H.; Orphal, J.; Spietz, P.; Voigt, S.; Burrows, J. P. New measurements of OClO absorption cross-sections in the 325-435 nm region and their temperature dependence between 213 and 293 K. *J. Photochem. Photobiol. A: Chem.* **2003**, *157*, 149-160, doi:10.1016/S1010-6030(03)00071-6.
- Lambert, H. M.; Dagdigian, P. J.; Alexander, M. H. Spin-orbit branching in the photofragmentation of HCl at long wavelength. *J. Chem. Phys.* **1998**, *108*, 4460-4466.
- Lang, V. I.; Sander, S. P.; Friedl, R. R. Absolute infrared band strength measurement of the ClO radical by Fourier transform infrared spectroscopy. *J. Mol. Spectrosc.* **1988**, *132*, 89-103.
- Langhoff, S. R.; Jaffe, R. L.; Arnold, J. O. Effective cross sections and rate constants for predissociation of ClO in the Earth's atmosphere. *J. Quant. Spectrosc. Radiat. Transfer* **1977**, *18*, 227-235.
- Lawrence, W. G.; Clemitshaw, K. C.; Apkarian, V. A. On the relevance of OClO photodissociation to the destruction of stratospheric ozone. *J. Geophys. Res.* **1990**, *95*, 18591-18595.
- Libuda, H. G. Spektroskopische und kinetische Untersuchungen an halogenierten Carbonylverbindungen von atmosphärischem Interesse. PhD-Thesis, University of Wuppertal, Germany, 1992.
- Libuda, H. G.; Zabel, F.; Fink, E. H.; Becker, K. H. Formyl chloride: UV absorption cross sections and rate constants for the reactions with Cl and OH. *J. Phys. Chem.* **1990**, *94*, 5860-5865.
- Lien, C.-Y.; Lin, W.-Y.; Chen, H.-Y.; Huang, W.-T.; Jin, B.; Chen, I.-C.; Lin, J. J. Photodissociation cross sections of ClOCl at 248.4 and 266 nm. *J. Chem. Phys.* **2009**, *131*, 174301, doi:10.1063/1.3257682.
- Limão-Vieira, P.; Eden, S.; Kendall, P. A.; Mason, N. J.; Hoffmann, S. V. VUV photo-absorption cross-section for CCl₂F₂. *Chem. Phys. Lett.* **2002**, *364*, 535-541.
- Lin, C. L. Extinction coefficients of chlorine monoxide and chlorine heptoxide. *J. Chem. Eng. Data* **1976**, *21*, 411-413.
- Lipscomb, F. J.; Norrish, R. G. W.; Thrush, B. A. The study of energy transfer by kinetic spectroscopy I. The production of vibrationally excited oxygen. *Proc. Roy. Soc. London A* **1956**, *233*, 455-464.
- Liyanaige, R.; Yang, Y.-A.; Hashimoto, S.; Gordon, R. J.; Field, R. W. Electronic control of the spin-orbit branching ratio in the photodissociation and predissociation of HCl. *J. Chem. Phys.* **1995**, *103*, 6811-6814.
- Lopez, M. I.; Sicre, J. E. Ultraviolet spectrum of chlorine perchlorate. *J. Phys. Chem.* **1988**, *92*, 563-564, doi:10.1021/j100313a062.
- Lopez, M. I.; Sicre, J. E. Physicochemical properties of chlorine oxides. 1. Composition, ultraviolet spectrum, and kinetics of the thermolysis of gaseous dichlorine hexoxide. *J. Phys. Chem.* **1990**, *94*, 3860-3863.
- Lucazeau, G.; Sandorfy, C. On the far-ultraviolet spectra of some simple aldehydes. *J. Mol. Spectrosc.* **1970**, *35*, 214-231.
- Mandelman, M.; Nicholls, R. W. The absorption cross sections and *f*-values for the *v*" = 0 progression of bands and associated continuum for the ClO(A²Π_i ← X²Π_i) system. *J. Quant. Spectrosc. Radiat. Transfer* **1977**, *17*, 483-491.
- Margitan, J. J. Chlorine nitrate photochemistry. Photolysis products and kinetics of the reaction Cl + ClONO₂ → Cl₂ + NO₃. *J. Phys. Chem.* **1983**, *87*, 674-679, doi:10.1021/j100227a029.
- Maric, D.; Burrows, J. P. Analysis of the UV absorption spectrum of ClO: a comparative study of four methods for spectral computations. *J. Quant. Spectrosc. Radiat. Transfer* **1999**, *62*, 345-369.

- Maric, D.; Burrows, J. P.; Meller, R.; Moortgat, G. K. A study of the UV-visible absorption spectrum of molecular chlorine., *J. Photochem. Photobiol. A: Chem.* **1993**, *70*, 205-214.
- Maricq, M. M., personal communication.
- Marinelli, W. J.; Johnston, H. S. Quantum yield for NO₃ production from photolysis of ClONO₂. *Chem. Phys. Lett.* **1982**, *93*, 127-132.
- Marston, G.; Walker, I. C.; Mason, N. J.; Gingell, J. M.; Zhao, H.; Brown, K. L.; Motte-Tollet, F.; Delwiche, J.; Siggel, M. R. F. Photoabsorption and near-threshold electron energy-loss spectroscopy of OClO. *J. Phys. B: At. Mol. Phys.* **1998**, *31*, 3387-3405.
- Martin, H.; Gareis, R. Die kinetik der reaktion von ClO₂ mit NO₂ in der lösungsphase. *Z. Elektrochemie* **1956**, *60*, 959-964.
- Matsumi, Y.; Das, P. K.; Kawasaki, M. Doppler spectroscopy of chlorine atoms generated from photodissociation of hydrogen chloride and methyl chloride at 157 and 193 nm. *J. Chem. Phys.* **1990**, *92*, 1696-1701.
- Matsumi, Y.; Das, P. K.; Kawasaki, M. Erratum. *J. Chem. Phys.* **1992**, *97*, 5261, doi:10.1063/1.463999.
- Matsumi, Y.; Tonokura, K.; Kawasaki, M.; Ibuki, T. Photodissociation of hydrogen chloride and hydrogen bromide. *J. Chem. Phys.* **1990**, *93*, 7981-7985.
- Matus, M. H.; Nguyen, M. T.; Dixon, D. A.; Peterson, K. A.; Francisco, J. S. ClClO₂ is the most stable isomer of Cl₂O₂. Accurate coupled cluster energetics and electronic spectra of Cl₂O₂ isomers. *J. Phys. Chem. A* **2008**, *112*, 9623-9627, doi:10.1021/jp806220r.
- Mauldin, R. L., III; Burkholder, J. B.; Ravishankara, A. R. A photochemical, thermodynamic, and kinetic study of ClOO. *J. Phys. Chem.* **1992**, *96*, 2582-2588.
- McGillen, M. R.; Fleming, E. L.; Jackman, C. H.; Burkholder, J. B. CFCl₃ (CFC-11): UV absorption spectrum temperature dependence measurements and the impact on its atmospheric lifetime and uncertainty. *Geophys. Res. Lett.* **2013**, *40*, 50915, doi:10.1002/grl.50915.
- McGrath, M. P.; Clemitshaw, K. C.; Rowland, F. S.; Hehre, W. J. Thermochemical stabilities and vibrational spectra of isomers of the chlorine oxide dimer. *Geophys. Res. Lett.* **1988**, *15*, 883-886.
- McGrath, M. P.; Clemitshaw, K. C.; Rowland, F. S.; Hehre, W. J. Structures, relative stabilities and vibrational spectra of isomers of Cl₂O₂: The role of the chlorine oxide dimer in Antarctic ozone depleting mechanisms. *J. Phys. Chem.* **1990**, *94*, 6126-6132.
- McKeachie, J. R.; Appel, M. F.; Kirchner, U.; Schindler, R. N.; Benter, T. Observation of a heterogeneous source of OClO from the reaction of ClO radicals on ice. *J. Phys. Chem. B* **2004**, *108*, 16786-16797, doi:10.1021/jp049314p.
- Meller, R.; Boglu, D.; Moortgat, G. K. "UV spectra of several halogenated carbonyl compounds and FTIR studies of the degradation of CF₃COCl, HCFC-123 and HFC-143a"; Kinetics and Mechanisms for the Reactions of Halogenated Organic Compounds in the Troposphere. STEP-HALOCSIDE/AFEAS WORKSHOP, 1991, Dublin, Ireland.
- Mérienne, M. F.; Coquart, B.; Jenouvrier, A. Temperature effect on the ultraviolet-absorption of CFCl₃, CF₂Cl₂ and N₂O. *Planet. Space Sci.* **1990**, *38*, 617-625.
- Minaev, B. F. The singlet-triplet absorption and photodissociation of the HOCl, HOBr, and HOI molecules calculated by the MCSCF quadratic response method. *J. Phys. Chem. A* **1999**, *103*, 7294-7309.
- Minton, T. K.; Nelson, C. M.; Moore, T. A.; Okumura, M. Direct observation of ClO from chlorine nitrate photolysis. *Science* **1992**, *258*, 1342-1345.
- Mishalanie, E. A.; Rutkowski, J. C.; Hutte, R. S.; Birks, J. W. Ultraviolet absorption spectrum of gaseous HOCl. *J. Phys. Chem.* **1986**, *90*, 5578-5584, doi:10.1021/j100280a021.
- Mo, Y.; Tonokura, K.; Matsumi, Y.; Kawasaki, M.; Sato, T.; Arikawa, T.; Reilly, P. T. A.; Xie, Y.; Yang, Y.; Huang, Y.; Gordon, R. J. Mechanism of the ultraviolet photodissociation of chloroethylenes determined from the Doppler profiles, spatial anisotropy, and power dependence of the photofragments. *J. Chem. Phys.* **1992**, *97*, 4815-4826.
- Molina, L. T.; Molina, M. J. Ultraviolet absorption spectrum of chlorine nitrite, ClONO. *Geophys. Res. Lett.* **1977**, *4*, 83-86.
- Molina, L. T.; Molina, M. J. Ultraviolet spectrum of HOCl. *J. Phys. Chem.* **1978**, *82*, 2410-2414.
- Molina, L. T.; Molina, M. J. Chlorine nitrate ultraviolet absorption spectrum at stratospheric temperatures. *J. Photochem.* **1979**, *11*, 139-144.
- Molina, L. T.; Molina, M. J. Production of Cl₂O₂ from the self-reaction of the ClO radical. *J. Phys. Chem.* **1987**, *91*, 433-436, doi:10.1021/j100286a035.
- Molina, M. J.; Colussi, A. J.; Molina, L. T.; Schindler, R. N.; Tso, T. L. Quantum yield of chlorine-atom formation in the photodissociation of chlorine peroxide (ClOOCl) at 308 nm. *Chem. Phys. Lett.* **1990**, *173*, 310-315.
- Molina, M. J.; Ishiwata, T.; Molina, L. T. Production of OH from photolysis of HOCl at 307-309 nm. *J. Phys. Chem.* **1980**, *84*, 821-826, doi:10.1021/j100445a004.
- Moore, T. A.; Okumura, M.; Minton, T. K. Photodissociation of Cl₂O at 248 and 308 nm. *J. Chem. Phys.* **1997**, *107*, 3337-3338.

- Moore, T. A.; Okumura, M.; Seale, J. W.; Minton, T. K. UV photolysis of ClOOCl. *J. Phys. Chem. A* **1999**, *103*, 1692-1695.
- Moore, T. A.; Okumura, M.; Tagawa, M.; Minton, T. K. Dissociation dynamics of ClONO₂ and relative Cl and ClO product yields following photoexcitation at 308 nm. *Faraday Discuss.* **1995**, *100*, 295-307.
- Motte-Tollet, F.; Ska, M.-P.; Marston, G. M.; Walker, I. C.; Siggel, M. R. F.; Gingell, J. M.; Kaminski, L.; Brown, K.; Mason, N. J. Absolute cross sections for the VUV optical absorption of Cl₂O in the 6.5-9.7 eV energy range. *Chem. Phys. Lett.* **1997**, *275*, 298-306.
- Müller, H. S. P.; Willner, H. Gas phase studies on chloryl chloride, ClClO₂. *Ber. Bunsenges. Phys. Chem.* **1992**, *96*, 427-431.
- Myer, J. A.; Samson, J. A. R. Vacuum-ultraviolet absorption cross sections of CO, HCl, and ICN between 1050 and 2100 Å. *J. Chem. Phys.* **1970**, *52*, 266-271.
- Nayak, A. K.; Buckley, T. J.; Kurylo, M. J.; Fahr, A. Temperature dependence of the gas and liquid phase ultraviolet absorption cross sections of HCFC-123 (CF₃CHCl₂) and HCFC-142b (CH₃CF₂Cl). *J. Geophys. Res.* **1996**, *101*, 9055-9062.
- Nayak, A. K.; Kurylo, M. J.; Fahr, A. UV absorption cross sections of methylchloroform: Temperature-dependent gas and liquid phase measurements. *J. Geophys. Res.* **1995**, *100*, 11185-11189.
- Nee, J. B. Ultraviolet absorption of Cl₂O. *J. Quant. Spectrosc. Radiat. Transfer* **1991**, *46*, 55-58.
- Nee, J. B.; Suto, M.; Lee, L. C. Quantitative photoabsorption and fluorescence study of HCl in vacuum ultraviolet. *J. Chem. Phys.* **1986**, *85*, 719-724, doi:10.1063/1.451278.
- Nelson, C. M.; Moore, T. A.; Okumura, M.; Minton, T. K. Primary and secondary dissociation pathways in the ultraviolet photolysis of Cl₂O. *J. Chem. Phys.* **1994**, *100*, 8055-8064.
- Nelson, C. M.; Moore, T. A.; Okumura, M.; Minton, T. K. Photodissociation of ClONO₂ at 193 and 248 nm. *Chem. Phys.* **1996**, *2248*, 287-307.
- Nelson, H. H.; Johnston, H. S. Kinetics of the reaction of Cl with ClNO and ClNO₂ and the photochemistry of ClNO₂. *J. Phys. Chem.* **1981**, *85*, 3891-3896.
- Nickolaisen, S. L.; Miller, C. E.; Sander, S. P.; Hand, M. R.; Williams, I. H.; Francisco, J. S. Pressure dependence and metastable state formation in the photolysis of dichlorine monoxide (Cl₂O). *J. Chem. Phys.* **1996**, *104*, 2857-2868.
- Nickolaisen, S. L.; Sander, S. P.; Friedl, R. R. Pressure-dependent yields and product branching ratios in the broadband photolysis of chlorine nitrate. *J. Phys. Chem.* **1996**, *100*, 10165-10178, doi:10.1021/jp953612s.
- Nölle, A.; Heydtmann, H.; Meller, R.; Moortgat, G. K. Temperature dependent UV absorption spectra of carbonyl chloro-fluoride. *Geophys. Res. Lett.* **1993**, *20*, 707-710.
- Nölle, A.; Krumscheid, C.; Heydtmann, H. Determination of quantum yields in the UV photolysis of COF₂ and COFCl. *Chem. Phys. Lett.* **1999**, *299*, 561-565.
- Okabe, H. Photodissociation of thiophosgene. *J. Chem. Phys.* **1977**, *66*, 2058-2062.
- Okabe, H. Photochemistry of acetylene at 1470 Å. *J. Chem. Phys.* **1981**, *75*, 2772-2778.
- Okabe, H. Photochemistry of acetylene at 1849 Å. *J. Chem. Phys.* **1983**, *78*, 1312-1317.
- Orlando, J. J.; Burkholder, J. B.; McKeen, S. A.; Ravishankara, A. R. Atmospheric fate of several hydrofluoroethanes and hydrochloroethanes: 2. UV absorption cross sections and atmospheric lifetimes. *J. Geophys. Res.* **1991**, *96*, 5013-5023.
- Papadimitriou, V. C.; McGillen, M. R.; Smith, S. C.; Jubb, A. M.; Portmann, R. W.; Hall, B. D.; Fleming, E. L.; Jackman, C. H.; Burkholder, J. B. 1,2-Dichlorohexafluoro-cyclobutane (1,2-*c*-C₄F₆Cl₂, R-316c) a potent ozone depleting substance and greenhouse gas: Atmospheric loss processes, lifetimes, and ozone depletion and global warming potentials for the (*E*) and (*Z*) stereoisomers. *J. Phys. Chem. A* **2013**, *117*, 11049-11065, doi:10.1021/jp407823k.
- Papanastasiou, D. K.; Feierabend, K. J.; Burkholder, J. B. Cl₂O photochemistry: Ultraviolet/vis absorption spectrum temperature dependence and O(³P) quantum yield at 193 and 248 nm. *J. Chem. Phys.* **2011**, *134*, 204310, doi:10.1063/1.3592662.
- Papanastasiou, D. K.; Papadimitriou, V. C.; Fahey, D. W.; Burkholder, J. B. UV absorption spectrum of the ClO dimer (Cl₂O₂) between 200 and 420 nm. *J. Phys. Chem. A* **2009**, *113*, 13711-13726, doi:10.1021/jp9065345.
- Park, J.; Lee, Y.; Flynn, G. W. Tunable diode laser probe of chlorine atoms produced from the photodissociation of a number of molecular precursors. *Chem. Phys. Lett.* **1991**, *186*, 441-449.
- Permien, T.; Vogt, R.; Schindler, R. N. Mechanisms of gas phase-liquid phase chemical transformations. In *Air Pollution Report #17*; Cox, R. A., Ed.; Environmental Research Program of the CEC: Brussels, 1988.
- Peterson, K. A.; Francisco, J. S. Does chlorine peroxide absorb below 250 nm? *J. Chem. Phys.* **2004**, *121*, 2611-2616, doi:10.1063/1.1766012.
- Plenge, J.; Flesch, R.; Kühl, S.; Vogel, B.; Müller, R.; Stroh, F.; Rühl, E. Ultraviolet photolysis of the ClO dimer. *J. Phys. Chem. A* **2004**, *108*, 4859-4863, doi:10.1021/jp049690+.

- Pope, F. D.; Hansen, J. C.; Bayes, K. D.; Friedl, R. R.; Sander, S. P. Ultraviolet absorption spectrum of chlorine peroxide, ClOCl. *J. Phys. Chem. A* **2007**, *111*, 4322-4332, doi:10.1021/jp067660w.
- Prahlad, V.; Kumar, V. Temperature dependence of photoabsorption cross sections of carbon tetrachloride at 186-240 nm. *J. Quant. Spectrosc. Radiat. Transfer* **1995**, *54*, 945-955.
- Rattigan, O. V.; Wild, O.; Cox, R. A. UV absorption cross-sections and atmospheric photolysis lifetimes of halogenated aldehydes. *J. Photochem. Photobiol. A: Chem.* **1998**, *112*, 1-7.
- Rattigan, O. V.; Wild, O.; Jones, R. L.; Cox, R. A. Temperature-dependent absorption cross-sections of CF₃COCl, CF₃COF, CH₃COF, CCl₃CHO and CF₃COOH. *J. Photochem. Photobiol. A: Chem.* **1993**, *73*, 1-9.
- Ravishankara, A. R. *Faraday Discuss.* **1995**, *100*, 335-336, doi:10.1039/fd9950000333.
- Ravishankara, A. R.; Solomon, S.; Turnipseed, A. A.; Warren, R. F. Atmospheric lifetimes of long-lived halogenated species. *Science* **1993**, *259*, 194-199.
- Rebbert, R. E.; Ausloos, P. Gas-phase photodecomposition of carbon tetrachloride. *J. Photochem.* **1976/1977**, *6*, 265-276.
- Rebbert, R. E.; Ausloos, P. J. Photodecomposition of CFCl₃ and CF₂Cl₂. *J. Photochem.* **1975**, *4*, 419-434.
- Rebbert, R. E.; Lias, S. G.; Ausloos, P. The gas phase photolysis of CHFCl₂. *J. Photochem.* **1978**, *8*, 17-27.
- Regan, P. M.; Ascenzi, D.; Brown, A.; Balint-Kurti, G. G.; Orr-Ewing, A. J. Ultraviolet photodissociation of HCl in selected rovibrational states: Experiment and theory. *J. Chem. Phys.* **2000**, *112*, 10259-10268.
- Regan, P. M.; Langford, S. R.; Ascenzi, D.; Cook, P. A.; Orr-Ewing, A. J.; Ashfold, M. N. R. Spin-orbit branching in Cl(²P) atoms produced by ultraviolet photodissociation of HCl. *Phys. Chem. Chem. Phys.* **1999**, *1*, 3247-3251.
- Rigaud, P.; Leroy, B.; Le Bras, G.; Poulet, G.; Jourdain, J. L.; Combourieu, J. About the identification of some UV atmospheric absorptions: Laboratory study of ClO. *Chem. Phys. Lett.* **1977**, *46*, 161-163.
- Robbins, D. E. Photodissociation of methyl chloride and methyl bromide in the atmosphere. *Geophys. Res. Lett.* **1976**, *3*, 213-216.
- Robbins, D. E.; Stolarski, R. S. Comparison of stratospheric ozone destruction by fluorocarbons 11, 12, 21, and 22. *Geophys. Res. Lett.* **1976**, *3*, 603-606.
- Roehl, C. M.; Orlando, J. J.; Calvert, J. G. The temperature dependence of the UV-visible absorption cross-sections of NOCl. *J. Photochem. Photobiol. A: Chem.* **1992**, *69*, 1-5.
- Romand, J. Absorption ultraviolette dans la région de Schumann étude de: ClH, BrH et IH gazeux. *Ann. Phys. (Paris)* **1949**, *4*, 529-590.
- Romand, J.; Vodar, B. Spectre d'absorption de l'acide chlorhydrique gazeux dans la région de Schumann. *Compt. Rend. Acad. Sci. Paris* **1948**, *226*, 238-240.
- Rontu Carlon, N.; Papanastasiou, D. K.; Fleming, E. L.; Jackman, C. H.; Newman, P. A.; Burkholder, J. B. UV absorption cross sections of nitrous oxide (N₂O) and carbon tetrachloride (CCl₄) between 210 and 350 K and the atmospheric implications. *Atmos. Chem. Phys.* **2010**, *10*, 6137-6149, doi:10.5194/acp-10-6137-2010.
- Rowland, F. S.; Molina, M. J. Chlorofluoromethanes in the environment. *Rev. Geophys. Space Phys.* **1975**, *13*, 1-35.
- Rowland, F. S.; Spencer, J. E.; Molina, M. J. Stratospheric formation and photolysis of chlorine nitrate. *J. Phys. Chem.* **1976**, *80*, 2711-2713.
- Roxlo, C.; Mandl, A. Vacuum ultraviolet absorption cross sections for halogen containing molecules. *J. Appl. Phys.* **1980**, *51*, 2969-2972.
- Rühl, E.; Jefferson, A.; Vaida, V. Photodissociation of OCIO: REMPI study of primary photofragments. *J. Phys. Chem.* **1990**, *94*, 2990-2994.
- Russell, B. R.; Edwards, L. O.; Raymond, J. W. Vacuum ultraviolet absorption spectra of the chloromethanes. *J. Am. Chem. Soc.* **1973**, *95*, 2129-2133, doi:10.1021/ja00788a008.
- Salomon, D.; Kirk, A. W.; Tschuikow-Roux, E. Primary processes in the photochemical decomposition of 1,1,1-trichloroethane at 147 nm. *J. Photochem.* **1977**, *7*, 345-353.
- Sander, S. P.; Finlayson-Pitts, B. J.; Friedl, R. R.; Golden, D. M.; Huie, R. E.; Keller-Rudek, H.; Kolb, C. E.; Kurylo, M. J.; Molina, M. J.; Moortgat, G. K.; Orkin, V. L.; Ravishankara, A. R.; Wine, P. H. Chemical Kinetics and Photochemical Data for Use in Atmospheric Studies, Evaluation Number 15, Jet Propulsion Laboratory Pasadena, JPL Publication 06-2, 2006, <http://jpldataeval.jpl.nasa.gov>.
- Sander, S. P.; Friedl, R. R. Kinetics and product studies of the reaction ClO + BrO using flash photolysis-ultraviolet absorption. *J. Phys. Chem.* **1989**, *93*, 4764-4771.
- Schindler, R. N.; Liesner, M.; Schmidt, S.; Kirchner, U.; Benter, T. Identification of nascent products formed in the laser photolysis of CH₃OCl and HOCl at 308 nm and around 235 nm. Total Cl-atom quantum yields and the state and velocity distributions of Cl(²P_j). *J. Photochem. Photobiol. A: Chem.* **1997**, *107*, 9-19.
- Schmidt, S.; Benter, T.; Schindler, R. N. Photodissociation dynamics of ClO radicals in the range (237 ≤ λ ≤ 270) nm and at 205 nm and the velocity distribution of O(¹D) atoms. *Chem. Phys. Lett.* **1998**, *282*, 292-298.

- Seccombe, D. P.; Chim, R. Y. L.; Tuckett, R. P.; Jochims, H. W.; Baumgärtel, H. Vacuum-ultraviolet absorption and fluorescence spectroscopy of CF_2H_2 , CF_2Cl_2 , and CF_2Br_2 in the range 8–22 eV. *J. Chem. Phys.* **2001**, *114*, 4058-4073, doi:10.1063/1.1344888.
- Seccombe, D. P.; Tuckett, R. P.; Baumgärtel, H.; Jochims, H. W. Vacuum-UV fluorescence spectroscopy of CCl_3F , CCl_3H and CCl_3Br in the range 8–30 eV. *Phys. Chem. Chem. Phys.* **1999**, *1*, 773-782.
- Seery, D. J.; Britton, D. The continuous absorption spectra of chlorine, bromine, bromine chloride, iodine chloride, and iodine bromide. *J. Phys. Chem.* **1964**, *68*, 2263-2266, doi:10.1021/j100790a039.
- Simon, F. G.; Schneider, W.; Moortgat, G. K.; Burrows, J. P. A study of the ClO absorption cross-section between 240 and 310 nm and the kinetics of the self-reaction at 300 K. *J. Photochem. Photobiol. A: Chem.* **1990**, *55*, 1-23.
- Simon, P. C.; Gillotay, D.; Vanlaethem-Meurée, N.; Wisemberg, J. Temperature dependence of ultraviolet absorption cross-sections of chlorofluoroethanes. *Ann. Geophys.* **1988**, *6*, 239-248.
- Simon, P. C.; Gillotay, D.; Vanlaethem-Meurée, N.; Wisemberg, J. Ultraviolet absorption cross-sections of chloro and chlorofluoro-methanes at stratospheric temperatures. *J. Atmos. Chem.* **1988**, *7*, 107-135.
- Skorokhodov, V.; Sato, Y.; Suto, K.; Matsumi, Y.; Kawasaki, M. Photofragmentation of ClNO in the A-band: Velocity distribution and fine-structure branching ratio of $\text{Cl}(^2P_j)$ atoms. *J. Phys. Chem.* **1996**, *100*, 12321-12328, doi:10.1021/jp9535708.
- Smith, G. D.; Tablas, F. M. G.; Molina, L. T.; Molina, M. J. Measurement of relative product yields from the photolysis of dichlorine monoxide (Cl_2O). *J. Phys. Chem. A* **2001**, *105*, 8658-8664, doi:10.1021/jp0100957.
- Smith, W. S.; Chou, C. C.; Rowland, F. S. The mechanism for ultraviolet photolysis of gaseous chlorine nitrate at 302.5 nm. *Geophys. Res. Lett.* **1977**, *4*, 517-519.
- Stanton, J. F.; Rittby, C. M. L.; Bartlett, R. J.; Toohey, D. W. Low-lying isomers of the chlorine oxide dimer: A theoretical study. *J. Phys. Chem.* **1991**, *95*, 2107-2110.
- Talukdar, R.; Mellouki, A.; Gierczak, T.; Burkholder, J. B.; McKeen, S. A.; Ravishankara, A. R. Atmospheric fate of CF_2H_2 , CH_3CF_3 , CHF_2CF_3 , and CH_3CFCl_2 : Rate coefficients for reactions with OH and UV absorption cross sections of CH_3CFCl_2 . *J. Phys. Chem.* **1991**, *95*, 5815-5821.
- Talukdar, R. K.; Mellouki, A.; Burkholder, J. B.; Gilles, M. K.; Le Bras, G.; Ravishankara, A. R. Quantification of the tropospheric removal of chloral (CCl_3CHO): Rate coefficients for the reaction with OH, UV absorption cross sections, and quantum yields. *J. Phys. Chem. A* **2001**, *105*, 5188-5196, doi:10.1021/jp004632j.
- Tanaka, Y.; Kawasaki, M.; Matsumi, Y.; Fujiwara, H.; Ishiwata, T.; Rogers, L. J.; Dixon, R. N.; Ashfold, M. N. R. The ultraviolet photodissociation of Cl_2O at 235 nm and of HOCl at 235 and 266 nm. *J. Chem. Phys.* **1998**, *109*, 1315-1325.
- Toniolo, A.; Granucci, G.; Inglese, S.; Persico, M. Theoretical study of the photodissociation dynamics of ClOOCl. *Phys. Chem. Chem. Phys.* **2001**, *3*, 4266-4279, doi:10.1039/b104044h.
- Toniolo, A.; Persico, M.; Pitea, D. Theoretical photoabsorption spectra of ClOOCl and Cl_2O . *J. Phys. Chem. A* **2000**, *104*, 7278-7283, doi:10.1021/jp001142i.
- Tonokura, K.; Matsumi, Y.; Kawasaki, M.; Tasaki, S.; Bersohn, R. Photodissociation of hydrogen chloride at 157 and 193 nm: Angular distributions of hydrogen atoms and fine-structure branching ratios of chlorine atoms in the 2P_j levels. *J. Chem. Phys.* **1992**, *97*, 8210-8215.
- Trolier, M.; Mauldin, R. L., III; Ravishankara, A. R. Rate coefficient for the termolecular channel of the self-reaction of ClO. *J. Phys. Chem.* **1990**, *94*, 4896-4907.
- Tyndall, G. S.; Kegley-Owen, C. S.; Orlando, J. J.; Calvert, J. G. Quantum yields for $\text{Cl}(^2P_{3/2,1/2})$, ClO and $\text{O}(^3P)$ in the photolysis of chlorine nitrate at 308 nm. *J. Chem. Soc. Faraday Trans.* **1997**, *93*, 2675-2682.
- Tyndall, G. S.; Stedman, K. M.; Schneider, W.; Burrows, J. P.; Moortgat, G. K. The absorption spectrum of ClNO between 190 and 350 nm. *J. Photochem.* **1987**, *36*, 133-139.
- Vaida, V.; Solomon, S.; Richard, E. C.; Rühl, E.; Jefferson, A. Photoisomerization of OClO: a possible mechanism for polar ozone depletion. *Nature* **1989**, *342*, 405-408.
- Vanlaethem-Meurée, N.; Wisemberg, J.; Simon, P. C. Absorption des chlorométhanés dans l'ultraviolet: mesures des sections efficaces d'absorption en fonction de la température. *Bull. Acad. Roy. Belgique Cl. Sci.* **1978**, *64*, 31-41.
- Vanlaethem-Meurée, N.; Wisemberg, J.; Simon, P. C. Influence de la température sur les sections efficaces d'absorption des chlorofluorométhanés dans l'ultraviolet. *Bull. Acad. Roy. Belgique Cl. Sci.* **1978**, *64*, 42-51.
- Vanlaethem-Meurée, N.; Wisemberg, J.; Simon, P. C. Ultraviolet absorption spectrum of methylchloroform in the vapor phase. *Geophys. Res. Lett.* **1979**, *6*, 451-454.
- Vatsa, R. K.; Volpp, H.-R. Absorption cross-sections for some atmospherically important molecules at the H atom Lyman- α wavelength (121.567 nm). *Chem. Phys. Lett.* **2001**, *340*, 289-295.
- Villenave, E.; Morozov, I.; Lesclaux, R. Kinetics of the self-reactions of peroxy radicals arising from chlorine-initiated oxidation of chloroethenes. *J. Phys. Chem. A* **2000**, *104*, 9933-9940, doi:10.1021/jp001704y.
- Vogt, R.; Schindler, R. N. Air Pollution Report 34, 1990; pp 167-171.

- Vogt, R.; Schindler, R. N. Product channels in the photolysis of HOCl. *J. Photochem. Photobiol. A: Chem.* **1992**, *66*, 133-140.
- von Hobe, M.; Stroh, F.; Beckers, H.; Benter, T.; Willner, H. The UV/Vis absorption spectrum of matrix-isolated dichlorine peroxide, ClOOCl. *Phys. Chem. Chem. Phys.* **2009**, *11*, 1571-1580, doi:10.1039/b814373k.
- Wahner, A.; Tyndall, G. S.; Ravishankara, A. R. Absorption cross sections for OCIO as a function of temperature in the wavelength range 240-480 nm. *J. Phys. Chem.* **1987**, *91*, 2734-2738, doi:10.1021/j100295a018.
- Watson, R. T. Rate constants for reactions of ClO_x of atmospheric interest. *J. Phys. Chem. Ref. Data* **1977**, *6*, 871-917.
- Wayne, R. P.; Poulet, G.; Biggs, P.; Burrows, J. P.; Cox, R. A.; Crutzen, P. J.; Hayman, G. D.; Jenkin, M. E.; Le Bras, G.; Moorgat, G. K.; Platt, U.; Schindler, R. N. Halogen oxides: Radicals, sources and reservoirs in the laboratory and in the atmosphere. *Atmos. Environ.* **1995**, *29*, 2677-2881.
- Wijnen, M. H. Photolysis of phosgene in the presence of ethylene. *J. Am. Chem. Soc.* **1961**, *83*, 3014-3017, doi:10.1021/ja01475a009.
- Wilmouth, D. M.; Hanisco, T.; Stimpfle, R. M.; Anderson, J. G. Chlorine-catalyzed ozone destruction: Cl atom production from ClOOCl photolysis. *J. Phys. Chem. A* **2009**, 14099-14108, doi:10.1021/jp9053204.
- Wilmouth, D. M.; Hanisco, T. F.; Donahue, N. M.; Anderson, J. G. Fourier transform ultraviolet spectroscopy of the A²Π_{3/2} ← X²Π_{3/2} transition of BrO. *J. Phys. Chem. A* **1999**, *103*, 8935-8945.
- Wine, P. H.; Ravishankara, A. R.; Philen, D. L.; Davis, D. D.; Watson, R. T. High resolution absorption cross sections for the A²Π-X²Π system of ClO. *Chem. Phys. Lett.* **1977**, *50*, 101-106.
- Yano, T.; Tschuikow-Roux, E. A reexamination of the photodissociation of CH₂ClCH₂Cl at 147 nm. Test for chlorine atom reactions. *J. Phys. Chem.* **1980**, *84*, 3372-3377.
- Yokelson, R. J.; Burkholder, J.; Fox, R. W.; Ravishankara, A. R. Photodissociation of ClONO₂: 2. Time-resolved absorption studies of product quantum yields. *J. Phys. Chem. A* **1997**, *101*, 6667-6678.
- Young, I. A. K.; Jones, R. L.; Pope, F. D. The UV and visible spectra of chlorine peroxide: Constraining the atmospheric photolysis rate. *Geophys. Res. Lett.* **2014**, *41*, 1781-1788, doi:10.1002/2013GL058626.
- Young, I. A. K.; Murray, C.; Blaum, C. M.; Cox, R. A.; Jones, R. L.; Pope, F. D. Temperature dependent structured absorption spectra of molecular chlorine. *Phys. Chem. Chem. Phys.* **2011**, *13*, 15318-15325, doi:10.1039/c1cp21337g.
- Zhang, J.; Dulligan, M.; Wittig, C. Photodissociation of HCl at 193.3 nm: Spin-orbit branching ratio. *J. Chem. Phys.* **1997**, *107*, 1403-1405.
- Zou, P.; Park, J.; Schmitz, B. A.; Nguyen, T.; North, S. W. Photodissociation of ClONO₂ at 235 nm: Final product yields and energy partitioning. *J. Phys. Chem. A* **2002**, *106*, 1004-1010, doi:10.1021/jp013099k.
- Zou, P.; Shu, J.; North, S. W. The three-body dissociation dynamics of Cl₂O at 248 and 193 nm. *J. Photochem. and Photobiol. A: Chem.* **2010**, *209*, 56-60, doi:10.1016/j.jphotochem.2009.10.009.

SECTION 4G. BRO_x PHOTOCHEMISTRY

G1. Br₂ (molecular bromine)

[Back to Index](#)



(Recommendation: 06-2, Note: 10-6, Evaluated: 10-6)

Absorption Cross Sections: The UV/vis absorption spectrum of Br₂, molecular bromine, has been extensively studied as summarized in Table 4G-1.

Table 4G-1. Summary of Br₂ Absorption Cross Section Studies

Study	Year	Temperature (K)	Wavelength Range (nm)
Ribaud ¹⁴	1919	289, 593, 893	356–608
Gray and Style ³	1930	294	240–579
Acton et al. ¹	1936	293, 400, 531, 657, 767, 906	327.4–571.7
Seery and Britton ¹⁶	1964	298	320–590
MacMillan ¹¹	1966	298	200–599
Passchier et al. ¹²	1967	298, 348, 423, 298, 573, 648, 713	200–750
Wen and Noyes ¹⁸	1972	303	220–290
Hemenway et al. ⁵	1979	296	556–616.3
Roxlo and Mandl ¹⁵	1980	298	170–230
Maric et al. ¹⁰	1994	298	200–650
Hubinger and Nee ⁶	1995	295	190–600
Tellinghuisen ¹⁷	2008	295	190–300

The Br₂ spectrum exhibits an absorption band between 190 and 300 nm with a maximum near 223 nm and another stronger band between 300 and 600 nm, which is composed of three overlapping bands with maxima at ~412, 480, and 549 nm. The reported absorption cross sections are in very good agreement in the region of the UV-visible absorption band. Discrepancies are observed at wavelengths >550 nm, where the data of McMillan¹¹ and Hemenway et al.⁵ are as much as 60% and 100% lower, respectively, than the values measured in the other studies. Large discrepancies arise in the region of the absorption minimum between 230 and 340 nm due to a pressure dependent absorption component of Br₂ vapor, possibly due to a Br₂-Br₂ dimer absorption. A detailed discussion of the available absorption data for Br₂ and an evaluation is given by Maric et al.¹⁰ Maric et al. fit the most reliable data, those of Passchier et al.¹² and Wen and Noyes,¹⁸ to a four-band semi-logarithmic distribution function and derived the following expression for the calculation of the Br₂ absorption spectrum over the wavelength region 200–650 nm

$$\begin{aligned} \sigma(298 \text{ K}) = & 1.06 \times 10^{-20} \times \exp(-52.3[\ln(223.3/\lambda)]^2) \\ & + 6.19 \times 10^{-19} \times \exp(-108.5[\ln(411.9/\lambda)]^2) \\ & + 3.39 \times 10^{-19} \times \exp(-106.8[\ln(480.2/\lambda)]^2) \\ & + 3.78 \times 10^{-20} \times \exp(-112.0[\ln(549.3/\lambda)]^2) \end{aligned}$$

where λ is the wavelength in nm (vacuum) and σ is the absorption cross section in cm² molecule⁻¹. The recommended absorption cross sections calculated using this expression are listed in Table 4G-2. The results of Maric et al.¹⁰ have been confirmed, in general, in a subsequent study by Hubinger and Nee,⁶ who reported absorption cross sections for the wavelength range 190–600 nm. The Hubinger and Nee cross sections values that are below 10⁻²¹ cm² molecule⁻¹, i.e., between 260 and 340 nm, differ from the parameterized data of Maric et al.¹⁰ and should be considered as upper limits.

The temperature dependence of the absorption spectrum has been measured by Acton et al.¹ (293–906 K) and Passchier et al.¹² (298–713 K). These studies report a decrease of the cross sections around the absorption maximum, between ~380 and ~500 nm, and an increase in the short and long wavelength tails with increasing temperature.

Photolysis Quantum Yield and Product Studies: Photodissociation of Br₂ leads to the formation of Br atoms in the ground Br(²P_{3/2}) and excited Br*(²P_{1/2}) states. A few studies have been performed to establish the relative quantum yields of (Br + Br) and (Br + Br*) at various photolysis wavelengths. Petersen and Smith¹³

found the yield of Br* atoms to increase from 0.4 to 0.89 from 444 to 510 nm and decrease at longer wavelengths to a value of ~0.4 at 530 nm. Lindeman and Wiesenfeld⁹ observed the relative quantum yield (Br + Br*) to increase from 0.07 at 434 nm to 0.64 at 482 nm and then to decrease to 0.57 at 511 nm. Haugen et al.⁴ determined the relative quantum yield (Br + Br*) to increase from 0.44 at 445 nm to 0.87 at 500 nm followed by a decrease to 0.40 at 530 nm. Cooper et al.² measured the relative (Br + Br*) yield to be zero in the range 360 to 430 nm and to increase at longer wavelengths to 0.79 at 580 nm; at 260 nm they observed (Br + Br*) to be dominant. Jee et al.^{7,8} measured the relative yield of the photodissociation channel into (Br + Br*) at 234 nm to be unity and at 265 nm to be 0.96. Zaraga et al.¹⁹ calculated the zero pressure predissociation quantum yield from high resolution spectroscopic studies in the banded region (B ³Π_{1u}(0_u⁺) state) overlapping a continuum at 588 nm to be near unity.

Table 4G-2. Recommended Absorption Cross Sections of Br₂ at 298 K

λ (nm)	10 ²⁰ σ (cm ²)	λ (nm)	10 ²⁰ σ (cm ²)	λ (nm)	10 ²⁰ σ (cm ²)	λ (nm)	10 ²⁰ σ (cm ²)
200	0.562	315	0.0274	430	60.1	545	10.1
205	0.723	320	0.0626	435	57.1	550	8.68
210	0.870	325	0.141	440	54.0	555	7.47
215	0.983	330	0.300	445	51.2	560	6.43
220	1.05	335	0.602	450	48.8	565	5.54
225	1.06	340	1.14	455	46.8	570	4.77
230	1.01	345	2.05	460	45.2	575	4.09
235	0.925	350	3.49	465	44.0	580	3.50
240	0.808	355	5.63	470	42.8	585	2.98
245	0.676	360	8.66	475	41.6	590	2.52
250	0.544	365	12.7	480	40.3	595	2.11
255	0.422	370	17.8	485	38.6	600	1.76
260	0.316	375	23.9	490	36.6	605	1.45
265	0.229	380	30.7	495	34.3	610	1.19
270	0.161	385	37.9	500	31.8	615	0.958
275	0.110	390	45.1	505	29.0	620	0.767
280	0.0728	395	51.8	510	26.2	625	0.607
285	0.0472	400	57.4	515	23.4	630	0.475
290	0.0299	405	61.6	520	20.6	635	0.368
295	0.0187	410	64.2	525	18.0	640	0.282
300	0.0122	415	65.1	530	15.7	645	0.214
305	0.0100	420	64.5	535	13.6	650	0.161
310	0.0135	425	62.8	540	11.7		

Note:

Calculated using the expression given by Maric et al.¹⁰ (see text).

- (1) Acton, A. P.; Aickin, R. G.; Bayliss, N. S. The continuous absorption spectrum of bromine: A new interpretation. *J. Chem. Phys.* **1936**, *4*, 474-479.
- (2) Cooper, M. J.; Wrede, E.; Orr-Ewing, A. J.; Ashfold, M. N. R. Ion imaging studies of the Br(²P₁) atomic products resulting from Br₂ photolysis in the wavelength range 260-580 nm. *J. Chem. Soc. Faraday Trans.* **1998**, *94*, 2901-2907.
- (3) Gray, L. T. M.; Style, D. W. G. The absorption of light by chlorine, bromine and their gaseous mixtures. *Proc. Roy. Soc. London* **1930**, *A 126*, 603-612.
- (4) Haugen, H. K.; Weitz, E.; Leone, S. R. Accurate quantum yields by laser gain vs absorption spectroscopy: Investigation of Br/Br* channels in photofragmentation of Br₂ and IBr. *J. Chem. Phys.* **1985**, *83*, 3402-3412.
- (5) Hemenway, C. P.; Lindeman, T. G.; Wiesenfeld, J. R. Measurement of the A ³Π_{1u} ↔ X ¹Σ_g⁺ continuum absorptivity in Br₂. *J. Chem. Phys.* **1979**, *70*, 3560-3561.
- (6) Hubinger, S.; Nee, J. B. Absorption spectra of Cl₂, Br₂ and BrCl between 190 and 600 nm. *J. Photochem. Photobiol. A: Chem.* **1995**, *86*, 1-7.
- (7) Jee, Y.-J.; Jung, Y.-J.; Jung, K.-H. Photodissociation of Br₂ at 234 and 265 nm: Imaging studies of one and two photon excitation. *J. Chem. Phys.* **2001**, *115*, 9739-9746, doi:10.1063/1.1410977.
- (8) Jee, Y.-J.; Park, M. S.; Kim, Y. S.; Jung, Y.-J.; Jung, K.-H. Photodissociation of bromine molecule near 265 nm. *Chem. Phys. Lett.* **1998**, *287*, 701-708.

- (9) Lindeman, T. G.; Wiesenfeld, J. R. Photodissociation of Br₂ in the visible continuum. *J. Chem. Phys.* **1979**, *70*, 2882-2888.
- (10) Maric, D.; Burrows, J. P.; Moortgat, G. K. A Study of the UV-visible absorption spectra of Br₂ and BrCl. *J. Photochem. Photobiol A: Chem.* **1994**, *83*, 179-192.
- (11) McMillan, V. personal communication to J.G. Calvert, J.N. Pitts, Jr., Photochemistry, London, 1966, p. 184. **1966**.
- (12) Passchier, A. A.; Christian, J. D.; Gregory, N. W. The ultraviolet-visible absorption spectrum of bromine between room temperature and 440°. *J. Phys. Chem.* **1967**, *71*, 937-942, doi:10.1021/j100863a025.
- (13) Petersen, A. B.; Smith, I. W. M. Yields of Br*(4²P_{1/2}) as a function of wavelength in the photodissociation of Br₂ and IBr. *Chem. Phys.* **1978**, *30*, 407-413.
- (14) Ribaud, M. G. Contribution a l'étude de l'absorption de la lumière par les gaz. *Ann. Phys.* **1919**, *12*, 107-226.
- (15) Roxlo, C.; Mandl, A. Vacuum ultraviolet absorption cross sections for halogen containing molecules. *J. Appl. Phys.* **1980**, *51*, 2969-2972.
- (16) Seery, D. J.; Britton, D. The continuous absorption spectra of chlorine, bromine, bromine chloride, iodine chloride, and iodine bromide. *J. Phys. Chem.* **1964**, *68*, 2263-2266, doi:10.1021/j100790a039.
- (17) Tellinghuisen, J. Equilibrium constants from spectrophotometric data: Dimer formation in gaseous Br₂. *J. Phys. Chem. A* **2008**, *112*, 5902-5907, doi:10.1021/jp8020358.
- (18) Wen, W. Y.; Noyes, R. M. Ultraviolet spectra of single and double molecules of gaseous bromine. *J. Phys. Chem.* **1972**, *76*, 1017-1018.
- (19) Zaraga, F.; Nogar, N. S.; Moore, C. B. Transition moment, radiative lifetime, and quantum yield for dissociation of the ³Π_{0⁺} state of ⁸¹Br₂. *J. Mol. Spectrosc.* **1976**, *63*, 564-571.

G2. HBr (hydrogen bromide)

[Back to Index](#)



(Recommendation: 06-2, Note: 10-6, Evaluated: 10-6)

Absorption Cross Sections: The UV absorption spectrum of HBr, hydrogen bromide, at wavelengths >180 nm consists of a continuous band with a maximum near 178 nm and monotonically decreasing absorption cross sections that have been measured out to 270 nm. At shorter wavelengths the spectrum shows a large number of strong sharp bands that extend to 105 nm.

The room temperature absorption cross sections of HBr have been measured in a number of studies as outlined in Table 4G-3. The absorption cross sections near the maximum of the absorption band reported by Nee et al.⁷ and Huebert and Martin⁶ are in good agreement, 2.4×10^{-18} and 2.7×10^{-18} cm² molecule⁻¹, respectively. The values reported by Romand¹² and Roxlo and Mandl¹³ are substantially lower, 2×10^{-18} and 1.4×10^{-18} cm² molecule⁻¹, respectively. The cross section at 193 nm reported by Vaghjiani¹⁴ and Barone et al.¹ are consistent with the absorption spectra reported by Nee et al.⁷ and Huebert and Martin.⁶ The cross sections at 184.9 nm measured by Ravishankara et al.¹⁰ and Barone et al.¹ fall between those reported by Nee et al.⁷ and Huebert and Martin.⁶ The cross section at 184.9 nm measured by Okabe⁸ lies between those of Goodeve and Taylor⁵ and Romand.¹² The recommended values in Table 4G-4 were derived as follows: the spectra of Goodeve and Taylor,⁵ Romand,¹² Huebert and Martin,⁶ and Nee et al.⁷ have been scaled to 2.21×10^{-18} cm² molecule⁻¹ at 184.9 nm, which is the mean of the values reported by Okabe,⁸ Ravishankara et al.,¹⁰ and Barone et al.¹; the scaled spectra have been averaged, the recommended cross sections for the range 152–168 nm are those of Romand¹² and Nee et al.,⁷ for the range 170–180 nm those of Romand,¹² Huebert and Martin,⁶ and Nee et al.⁷ and for the range 182–230 nm those of Goodeve and Taylor,⁵ Romand,¹² Huebert and Martin,⁶ and Nee et al.⁷

Table 4G-3. Summary of HBr UV Absorption Cross Section Studies

Study	Year	Temperature (K)	Wavelength Range (nm)
Goodeve and Taylor ⁵	1935	298	182–286
Romand ¹²	1949	298	139–228
Huebert and Martin ⁶	1968	297	170–230
Bridges and White ³	1973	298	214
Okabe ⁸	1977	296	240–270
Ravishankara et al. ¹⁰	1979	298	184.9
Roxlo and Mandl ¹³	1980	298	170–230
Okabe ⁹	1983	296	184.9
Brion et al. ⁴	1985	298	30–177
Nee et al. ⁷	1986	298	105–238
Vaghjiani ¹⁴	1993	296	193
Barone et al. ¹	1994	298	184.9, 193.0

Photolysis Quantum Yield and Product Studies: The branching fraction for the formation of excited Br*(²P_{1/2}) atoms was determined by Regan et al.¹¹ in the wavelength range 201–253 nm to vary between 0.15 and 0.23. Baumfalk et al.² obtained a Br* branching fraction, Br*(²P_{1/2})/(Total Br), of 0.20 ± 0.03 at 243 nm and 0.18 ± 0.03 at 193 nm.

Table 4G-4. Recommended Absorption Cross Sections of HBr at 298 K

λ (nm)	10 ²⁰ σ (cm ²)	λ (nm)	10 ²⁰ σ (cm ²)	λ (nm)	10 ²⁰ σ (cm ²)	λ (nm)	10 ²⁰ σ (cm ²)
152	139	172	233	192	181	212	54.8
154	124	174	240	194	168	214	45.7
156	138	176	244	196	154	216	38.8
158	148	178	244	198	140	218	33.0
160	161	180	242	200	125	220	28.0
162	176	182	233	202	111	222	22.9
164	189	184	225	204	98.1	224	18.2
166	201	186	217	206	85.5	226	14.4
168	211	188	206	208	74.7	228	11.7
170	225	190	194	210	64.4	230	9.32

Note:

Goodeve and Taylor,⁵ Romand,¹² Huebert and Martin,⁶ and Nee et al.⁷ data scaled to 2.21×10^{-18} cm² molecule⁻¹ at 184.9 nm:

152–168 nm: mean of Romand¹² and Nee et al.⁷ data

170–180 nm: mean of Romand,¹² Huebert and Martin,⁶ and Nee et al.⁷ data

182–230 nm: mean of Goodeve and Taylor,⁵ Romand,¹² Huebert and Martin,⁶ and Nee et al.⁷ data

- (1) Barone, S. B.; Turnipseed, A. A.; Gierczak, T.; Ravishankara, A. R. Quantum yields of H(²S) and CH₃S(²E) from the photolysis of simple organosulfur compounds at 193, 222, and 248 nm. *J. Phys. Chem.* **1994**, *98*, 11969-11977.
- (2) Baumfalk, R.; Buck, U.; Frischkorn, C.; Nahler, N. H.; Hüwel, L. Photodissociation of HBr molecules and clusters: Anisotropy parameters, branching ratios, and kinetic energy distributions. *J. Chem. Phys.* **1999**, *111*, 2595-2605.
- (3) Bridges, L.; White, J. M. Photochemistry of methanethiol at 254 and 214 nm. *J. Phys. Chem.* **1973**, *77*, 295-298.
- (4) Brion, C. E.; Iida, Y.; Carnovale, F.; Thomson, J. P. Absolute dipole oscillator strengths for photoabsorption, photoionization and ionic photofragmentation processes in HBr. *Chem. Phys.* **1985**, *98*, 327-339.
- (5) Goodeve, C. F.; Taylor, A. W. C. The continuous absorption spectrum of hydrogen bromide. *Proc. Roy. Soc. London A* **1935**, *152*, 221-230.
- (6) Huebert, B. J.; Martin, R. M. Gas-phase far-ultraviolet absorption spectrum of hydrogen bromide and hydrogen iodide. *J. Phys. Chem.* **1968**, *72*, 3046-3048, doi:10.1021/j100854a071.

- (7) Nee, J. B.; Suto, M.; Lee, L. C. Quantitative spectroscopy study of HBr in the 105-235 nm region. *J. Chem. Phys.* **1986**, *85*, 4919-4924, doi:10.1063/1.451728.
- (8) Okabe, H. Photodissociation of thiophosgene. *J. Chem. Phys.* **1977**, *66*, 2058-2062.
- (9) Okabe, H. Photochemistry of acetylene at 1849 Å. *J. Chem. Phys.* **1983**, *78*, 1312-1317.
- (10) Ravishankara, A. R.; Wine, P. H.; Langford, A. O. Absolute rate constant for the reaction OH + HBr → H₂O + Br. *Chem. Phys. Lett.* **1979**, *63*, 479-484.
- (11) Regan, P. M.; Langford, S. R.; Orr-Ewing, A. J.; Ashfold, M. N. R. The ultraviolet photodissociation dynamics of hydrogen bromide. *J. Chem. Phys.* **1999**, *110*, 281-288.
- (12) Romand, J. Absorption ultraviolette dans la région de Schumann étude de: ClH, BrH et IH gazeux. *Ann. Phys. (Paris)* **1949**, *4*, 529-590.
- (13) Roxlo, C.; Mandl, A. Vacuum ultraviolet absorption cross sections for halogen containing molecules. *J. Appl. Phys.* **1980**, *51*, 2969-2972.
- (14) Vaghjiani, G. CH₃SH ultraviolet absorption cross sections in the region 192.5-309.5 nm and photodecomposition at 222 and 193 nm and 296 K. *J. Chem. Phys.* **1993**, *99*, 5936-5943.

G3. BrO (bromine monoxide radical)

[Back to Index](#)



(Recommendation: 06-2, Note: 10-6, Evaluated: 10-6)

Absorption Cross Sections: The BrO (bromine monoxide) radical has a UV absorption spectrum in the 290–380 nm range, with vibrational band structure, which is attributed to the $A \ ^2\Pi_{3/2} \leftarrow X \ ^2\Pi_{3/2}$ transition. The spectrum measured by Wilmouth et al.¹¹ (0.5 nm) is shown in Figure 4G-1 and laboratory measurements are summarized in Table 4G-5. The absorption spectrum has been measured and cross sections determined for several absorption peaks in the studies listed in Table 4G-5, e.g. for the strongest (7,0) band at 338.5 nm and the (11,0) and (12,0) bands at 320.8 nm and 317.3 nm.

Table 4G-5. Summary of BrO Absorption Cross Section Studies

Study	Year	Temperature (K)	Wavelength Range (nm)	Resolution (nm)
Clyne and Cruse ²	1970	293	338.3	0.15
Basco and Dogra ¹	1971	298	320.8, 338.3	not given
Cox et al. ³	1982	298	296–370	0.22
Wahner et al. ⁹	1988	228, 243, 298	312–380	0.4
Sander and Friedl ⁸	1989	220, 298	338.5	0.06–1.25
Orlando et al. ⁷	1991	298	338.5	0.4
Laszlo et al. ⁶	1997	295	338.5	0.6
Gilles et al. ⁵	1997	204, 222, 237, 252, 273, 298, 329, 369	338.5	0.5
Wheeler et al. ¹⁰	1998	298	338, 317	4 cm ⁻¹
Wilmouth et al. ¹¹	1999	298	317–388	1.0 cm ⁻¹
Wilmouth et al. ¹¹	1999	228, 298	286–386	10 cm ⁻¹
Fleischmann et al. ⁴	2003	203, 223, 243, 273, 298	300–385	4 cm ⁻¹

The cross sections are both temperature and resolution dependent, i.e., the peaks of the vibrational bands become greater and the bands sharper with decreasing temperature and at higher resolution. Wilmouth et al.¹¹ used their absorption spectrum, recorded at 10 cm⁻¹ resolution, in a combined analysis of the results from Cox et al.,³ Wahner et al.,⁹ Orlando et al.,⁷ Laszlo et al.,⁶ and Gilles et al.⁵ at a common resolution of 0.40 nm (details of this procedure are described in Wilmouth et al.¹¹). The vibrational band peak absorption cross sections at 298 ± 2 and 228 ± 2 K obtained in their analysis are listed in Table 4G-6. Absorption cross sections of the spectrum reported by Wilmouth et al.,¹¹ averaged over 0.5 nm intervals are listed in Table 4G-7.

Absorption cross sections for the rotational peaks of the (7,0) and (12,0) bands were measured at high resolution (1.0 cm⁻¹) by Wilmouth et al.¹¹ to be $\sigma = 2.17 \times 10^{-17} \text{ cm}^2 \text{ molecule}^{-1}$ for the peak of the (7,0) band and $\sigma = 1.38 \times 10^{-17} \text{ cm}^2 \text{ molecule}^{-1}$ for the peak of the (12,0) band.

The (7,0) absorption maximum (338 nm) temperature dependence was measured by Gilles et al.⁵ over the range 204–388 K at a resolution of 0.5 nm and given by the expression.

$$\sigma(T)_{338 \text{ nm}} = 3.29 - (5.58 \times 10^{-3}) \times T, \text{ in units of } 10^{-17} \text{ cm}^2 \text{ molecule}^{-1}$$

Photolysis Quantum Yield and Product Studies: Transitions in the A←X system are expected to be dissociative.

Table 4G-6. Absorption Cross Sections at the Vibrational Band Peaks in the A←X Spectrum of BrO (0.4 nm resolution)

v', v''	λ (nm)	$10^{20} \sigma$ (cm ² molecule ⁻¹)	
		298 ± 2 K	228 ± 2 K
26, 0	286.46	107	88.3
25, 0	287.38	132	133
24, 0	288.45	145	175
23, 0	289.83	188	208
22, 0	291.40	188	267
21, 0	292.99	242	284
20, 0	294.88	295	348
19, 0	296.97	356	441
18, 0	299.30	447	541
17, 0	301.81	523	636
16, 0	304.54	601	728
15, 0	307.46	679	819
14, 0	310.54	772	932
13, 0	313.81	904	1090
12, 0	317.29	1190	1480
11, 0	321.20	1360	1670
10, 0	325.37	1260	1510
9, 0	329.56	1210	1430
8, 0	333.89	1250	1510
7, 0	338.69	1580	1970
6, 0	344.04	923	1060
5, 0	349.09	715	828
4, 0	355.02	723	864
3, 0	360.64	267	287
4, 1	364.32	126	95.4
2, 0	367.94	128	129
1, 0	374.69	74.5	77.3
2, 1	377.78	27.5	27.4
0, 0	381.27	22.5	–
1, 1	384.87	9.86	–

Note:

Wilmouth et al.¹¹, analysis of spectra from Wilmouth et al.¹¹, Cox et al.,³ Wahner et al.,⁹ Orlando et al.,⁷ Laszlo et al.,⁶ Gilles et al.⁵ at a common resolution of 0.40 nm.

Table 4G-7. Recommended Absorption Cross Sections of BrO at 298 K

λ (nm)	$10^{20} \sigma$ (cm ²)	λ (nm)	$10^{20} \sigma$ (cm ²)	λ (nm)	$10^{20} \sigma$ (cm ²)	λ (nm)	$10^{20} \sigma$ (cm ²)
286.5	104.8	311.5	453.1	336.5	258.7	361.5	226.6
287.0	106.5	312.0	294.8	337.0	222.1	362.0	182.9
287.5	128.8	312.5	203.7	337.5	202.0	362.5	145.2
288.0	95.04	313.0	197.3	338.0	201.8	363.0	119.9
288.5	147.7	313.5	723.9	338.5	1287.0	363.5	103.7
289.0	109.8	314.0	901.3	339.0	1296.0	364.0	113.3
289.5	126.4	314.5	650.8	339.5	734.4	364.5	122.2
290.0	183.8	315.0	443.2	340.0	444.8	365.0	99.15
290.5	133.1	315.5	310.9	340.5	303.1	365.5	87.15
291.0	133.5	316.0	231.7	341.0	243.1	366.0	86.23
291.5	188.6	316.5	173.7	341.5	217.5	366.5	91.26
292.0	157.2	317.0	721.1	342.0	235.0	367.0	105.0
292.5	128.3	317.5	1136.0	342.5	291.6	367.5	123.4
293.0	248.2	318.0	730.7	343.0	423.8	368.0	130.5
293.5	192.5	318.5	482.3	343.5	711.9	368.5	119.5
294.0	140.4	319.0	344.6	344.0	967.8	369.0	100.9
294.5	161.5	319.5	275.1	344.5	814.4	369.5	86.11
295.0	294.4	320.0	251.4	345.0	542.1	370.0	74.79
295.5	216.1	320.5	293.7	345.5	345.0	370.5	64.46
296.0	163.9	321.0	1138.0	346.0	225.9	371.0	53.91
296.5	152.9	321.5	1155.0	346.5	160.3	371.5	46.47
297.0	361.1	322.0	676.9	347.0	146.4	372.0	39.44
297.5	276.5	322.5	419.6	347.5	162.2	372.5	35.13
298.0	193.5	323.0	300.6	348.0	257.8	373.0	34.13
298.5	156.4	323.5	261.7	348.5	529.5	373.5	35.68
299.0	284.0	324.0	288.2	349.0	747.7	374.0	48.08
299.5	421.1	324.5	433.6	349.5	667.4	374.5	74.97
300.0	275.3	325.0	982.6	350.0	499.2	375.0	70.53
300.5	193.5	325.5	1283.0	350.5	363.4	375.5	51.46
301.0	180.1	326.0	837.6	351.0	272.4	376.0	35.44
301.5	350.9	326.5	494.8	351.5	215.3	376.5	30.47
302.0	502.3	327.0	312.0	352.0	181.9	377.0	27.46
302.5	318.4	327.5	231.1	352.5	165.9	377.5	25.66
303.0	217.4	328.0	223.5	353.0	162.8	378.0	25.61
303.5	195.9	328.5	343.1	353.5	163.2	378.5	21.82
304.0	274.0	329.0	789.1	354.0	179.5	379.0	18.60
304.5	609.6	329.5	1261.0	354.5	309.3	379.5	14.96
305.0	466.2	330.0	1058.0	355.0	789.4	380.0	12.28
305.5	298.4	330.5	706.2	355.5	498.6	380.5	13.03
306.0	221.1	331.0	453.4	356.0	276.2	381.0	19.55
306.5	209.7	331.5	295.9	356.5	166.2	381.5	20.93
307.0	407.2	332.0	203.1	357.0	119.9	382.0	16.76
307.5	703.1	332.5	164.7	357.5	111.1	382.5	9.049
308.0	518.3	333.0	259.8	358.0	115.3	383.0	3.059
308.5	343.6	333.5	952.8	358.5	123.6	383.5	4.924
309.0	227.6	334.0	1294.0	359.0	143.6	384.0	3.892
309.5	193.6	334.5	963.3	359.5	182.7	384.5	6.695
310.0	395.5	335.0	652.3	360.0	236.4	385.0	10.93
310.5	798.9	335.5	457.5	360.5	272.3		
311.0	659.2	336.0	338.8	361.0	264.4		

Note:

Wilmouth et al.,¹¹ averages over 0.5 nm intervals

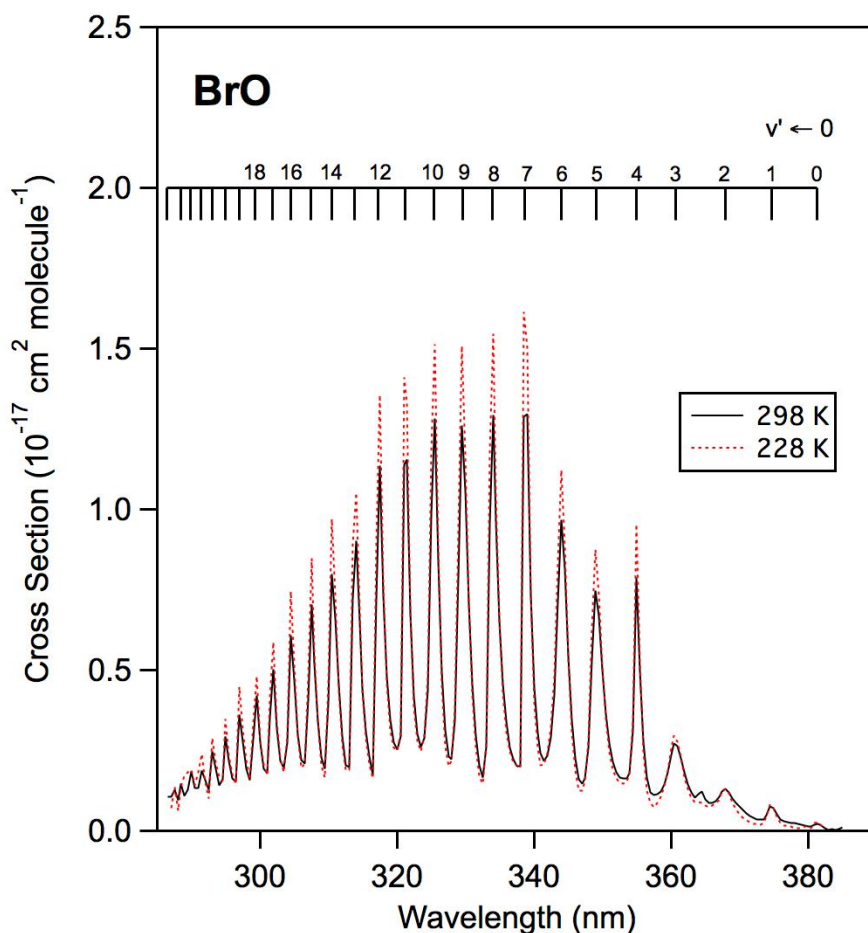


Figure 4G-1. Absorption Spectrum of BrO

- (1) Basco, N.; Dogra, S. K. Reactions of halogen oxides studied by flash photolysis III. The production and reactions of BrO and ClO radicals in the halogen-sensitized decomposition of chlorine dioxide. *Proc. Roy. Soc. Lond. A.* **1971**, *323*, 417-429.
- (2) Clyne, M. A. A.; Cruse, H. W. Rates of elementary reactions involving the BrO ($X^2\Pi$) and IO ($X^2\Pi$) radicals. *Trans. Faraday Soc.* **1970**, *66*, 2214-2226.
- (3) Cox, R. A.; Sheppard, D. W.; Stevens, M. P. Absorption coefficients and kinetics of the BrO radical using molecular modulation. *J. Photochem.* **1982**, *19*, 189-207.
- (4) Fleischmann, O. C.; Burrows, J. P.; Orphal, J. Time-windowing Fourier transform absorption spectroscopy for flash photolysis investigations. *J. Photochem. Photobiol. A: Chem.* **2003**, *157*, 127-136, doi:10.1016/S1010-6030(03)00069-8.
- (5) Gilles, M. K.; Turnipseed, A. A.; Burkholder, J. B.; Ravishankara, A. R. Kinetics of the IO radical. 2. Reaction of IO with BrO. *J. Phys. Chem. A* **1997**, *101*, 5526-5534, doi:10.1021/jp9709159.
- (6) Laszlo, B.; Huie, R. E.; Kurylo, M. J.; Miziolek, A. W. Kinetic studies of the reactions of BrO and IO radicals. *J. Geophys. Res.* **1997**, *102*, 1523-1532, doi:10.1029/96JD00458.
- (7) Orlando, J. J.; Burkholder, J. B.; Bopegedera, A. M. R. P.; Howard, C. J. Infrared measurements of BrO ($X^2\Pi_{3/2}$). *J. Mol. Spectrosc.* **1991**, *145*, 278-289.
- (8) Sander, S. P.; Friedl, R. R. Kinetics and product studies of the reaction ClO + BrO using flash photolysis-ultraviolet absorption. *J. Phys. Chem.* **1989**, *93*, 4764-4771.
- (9) Wahner, A.; Ravishankara, A. R.; Sander, S. P.; Friedl, R. R. Absorption cross section of BrO between 312 and 385 nm at 298 K and 225 K. *Chem. Phys. Lett.* **1988**, *152*, 507-512.
- (10) Wheeler, M. D.; Newman, S. M.; Ishiwata, T.; Kawasaki, M.; Orr-Ewing, A. J. Cavity ring-down spectroscopy of the $A^2\Pi_{3/2}-X^2\Pi_{3/2}$ transition of BrO. *Chem. Phys. Lett.* **1998**, *285*, 346-351.
- (11) Wilmoth, D. M.; Hanisco, T. F.; Donahue, N. M.; Anderson, J. G. Fourier transform ultraviolet spectroscopy of the $A^2\Pi_{3/2} \leftarrow X^2\Pi_{3/2}$ transition of BrO. *J. Phys. Chem. A* **1999**, *103*, 8935-8945.

G4. OBrO (bromine dioxide)

[Back to Index](#)



(Recommendation: 06-2, Note: 10-6, Evaluated: 10-6)

Absorption Cross Sections: The visible absorption spectrum of OBrO, bromine dioxide, has been measured in the 400–600 nm region at room temperature by Rowley et al.⁴ and Knight et al.,¹ at ~250 K by Miller et al.,² and at 273, 298, and 338 K by Rattigan et al.³ The OBrO spectrum measured by Knight et al. is shown in Figure 4G-2. The spectrum has a highly structured absorption band consisting of a progression of doublets with a maximum intensity near 500 nm and a progression of less intense bands between the doublets. The spectrum was assigned to the C ²A₂ ← X ²B₁ electronic transition by Miller et al.² who combined *ab initio* calculations of the lowest doublet electronic states of OBrO with Franck-Condon simulations. Knight et al.¹ reported absorption cross section data. The peak positions and cross sections for the vibrational progressions (n,0,0)←(0,0,0) and (n,1,0)←(0,0,0) in Table 4G-8 are taken from Knight et al.¹ Table 4G-9 gives the absorption cross section averages over 1 nm intervals of the spectrum reported by Knight et al.¹ (0.66 nm resolution).

Photolysis Quantum Yield and Product Studies: No quantum yields are available but theoretical calculations by Vetter et al.⁵ indicate that photodissociation occurs via the BrO + O(³P) channel because of a large transition dipole moment for the C ²A₂ ← X ²B₁ transition. Photodissociation into Br + O₂ occurs via the ¹B₂ state and is less probable and therefore less important.

Table 4G-8. Peak Absorption Cross Sections of OBrO at 298 K

n	(n,0,0)←(0,0,0)	10 ²⁰ σ (cm ²)	(n,1,0)←(0,0,0)	10 ²⁰ σ (cm ²)
	λ (nm)		λ (nm)	
0	630.4	–	622.0	–
1	606.1	–	598.4	–
2	583.8	–	576.8	–
3	563.4	1080	556.8	1350
4	544.4	1450	538.5	1740
5	527.1	1640	521.6	1910
6	510.7	1770	505.5	1960
7	495.5	1720	490.7	1760
8	481.2	1670	476.9	1510
9	468.2	1440	464.1	1260
10	455.8	1210	452.2	960
11	444.4	1020	440.8	720
12	433.7	790	430.4	490
13	423.5	570	420.6	310
14	414.1	400	411.0	220
15	405.1	260	402.3	130

Note:
Knight et al.¹

Table 4G-9. Recommended Absorption Cross Sections of OBrO at 298 K

λ (nm)	$10^{20} \sigma$ (cm ²)	λ (nm)	$10^{20} \sigma$ (cm ²)	λ (nm)	$10^{20} \sigma$ (cm ²)	λ (nm)	$10^{20} \sigma$ (cm ²)
401	66.7	443	363	485	301	527	1530
402	112	444	834	486	463	528	1100
403	116	445	777	487	368	529	584
404	153	446	452	488	298	530	326
405	243	447	292	489	425	531	218
406	180	448	254	490	868	532	347
407	131	449	214	491	1580	533	547
408	113	450	180	492	993	534	361
409	105	451	323	493	641	535	344
410	128	452	854	494	583	536	539
411	201	453	672	495	1160	537	434
412	171	454	394	496	1430	538	1200
413	239	455	633	497	826	539	1500
414	380	456	1110	498	458	540	888
415	260	457	729	499	291	541	546
416	180	458	426	500	405	542	442
417	156	459	292	501	512	543	312
418	133	460	314	502	336	544	991
419	147	461	262	503	419	545	1230
420	269	462	213	504	483	546	716
421	274	463	399	505	1230	547	395
422	229	464	1100	506	1650	548	252
423	479	465	868	507	962	549	161
424	481	466	506	508	651	550	302
425	287	467	562	509	556	551	476
426	207	468	1230	510	1030	552	300
427	175	469	1020	511	1570	553	255
428	149	470	568	512	953	554	461
429	194	471	341	513	506	555	349
430	422	472	298	514	307	556	532
431	382	473	362	515	282	557	1250
432	274	474	239	516	532	558	870
433	577	475	286	517	433	559	472
434	661	476	563	518	303	560	350
435	392	477	1390	519	529	561	267
436	251	478	990	520	504	562	204
437	208	479	567	521	1390	563	791
438	179	480	577	522	1610	564	885
439	166	481	1260	523	921	565	504
440	363	482	1310	524	622	566	275
441	651	483	745	525	516	567	170
442	425	484	403	526	654	568	107

Note:

Knight et al.¹, data averages over 1 nm intervals

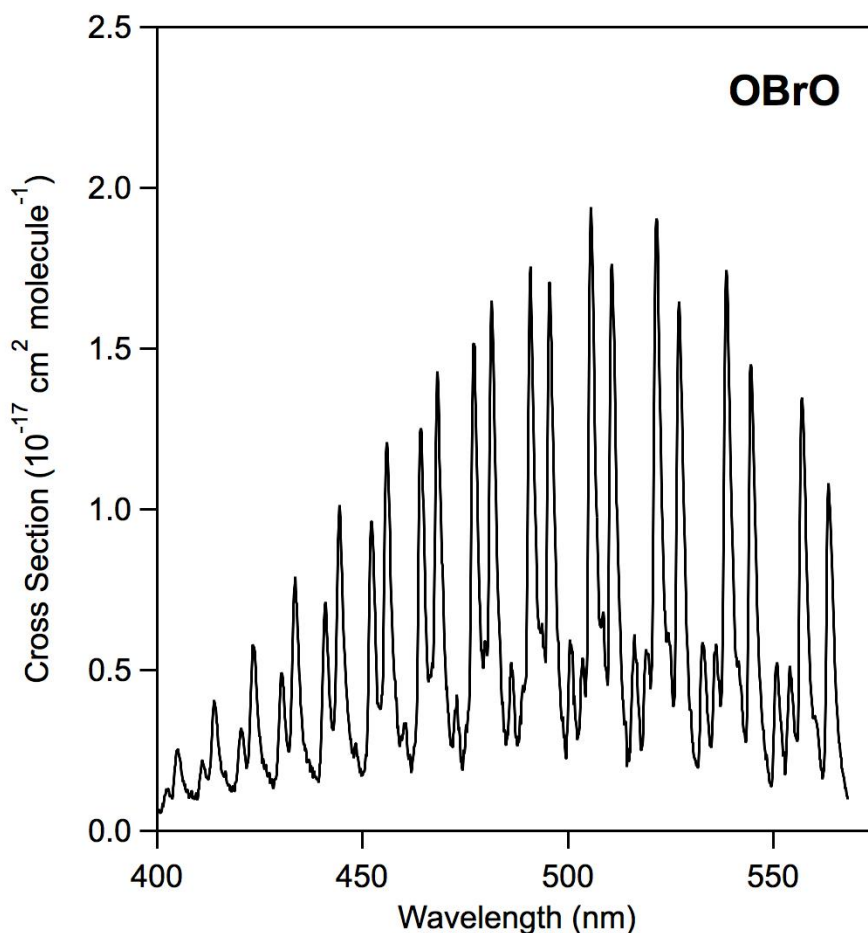


Figure 4G-2. Absorption spectrum of OBrO

- (1) Knight, G.; Ravishankara, A. R.; Burkholder, J. B. Laboratory studies of OBrO. *J. Phys. Chem. A* **2000**, *104*, 11121-11125, doi:10.1021/jp002226u.
- (2) Miller, C. E.; Nickolaisen, S. L.; Francisco, J. S.; Sander, S. P. The OBrO $C(^2A_2) \leftarrow X(^2B_1)$ absorption spectrum. *J. Chem. Phys.* **1997**, *107*, 2300-2307.
- (3) Rattigan, O. V.; Jones, R. L.; Cox, R. A. The visible spectrum of gaseous OBrO. *Chem. Phys. Lett.* **1994**, *230*, 121-126.
- (4) Rowley, D. M.; Harwood, M. H.; Freshwater, R. A.; Jones, R. L. A novel flash photolysis/UV absorption system employing charge-coupled device (CCD) detection: A study of the BrO + BrO reaction at 298 K. *J. Phys. Chem.* **1996**, *100*, 3020-3029, doi:10.1021/jp951825b.
- (5) Vetter, R.; Ritschel, T.; Zülicke, L. Theoretical study of the low-lying electronically excited states of OBrO. *J. Phys. Chem. A* **2003**, *107*, 1405-1412, doi:10.1021/jp021952p.

G5. Br₂O (dibromine monoxide)

[Back to Index](#)

Br ₂ O + hv	→ Br + BrO	128 kJ mol ⁻¹	938 nm	(1)
	→ Br ₂ + O	173 kJ mol ⁻¹	693 nm	(2)
	→ Br + Br + O	366 kJ mol ⁻¹	327 nm	(3)

(Recommendation: 06-2, Note: 10-6, Evaluated: 10-6)

Absorption Cross Sections: The UV absorption spectrum of Br₂O, dibromine monoxide, has been measured at room temperature by Orlando and Burkholder³ (196–432 nm), Rattigan et al.⁴ (240–515 nm), and Deters et al.² (208–444 nm). The spectrum exhibits a strong narrow band at wavelengths <220 nm with a maximum at 200 nm, a weaker and broader band extending from 250 nm to about 460 nm with a maximum at 313 nm and a shoulder near 350 nm, and two weak bands at 460–580 nm and 580–750 nm with maxima at ~520 nm and ~665 nm. There is good agreement between the various data sets in the wavelength region <380 nm where the data of Orlando and Burkholder³ and Deters et al.² are nearly identical and those of Rattigan et al.⁴ are smaller by ~10% below 250 nm and above 290 nm and smaller by up to ~25% in the region of the absorption

minimum near 270 nm. Large discrepancies exist between the data sets at wavelengths >380 nm. The absorption cross sections reported by Orlando and Burkholder³ and Deters et al.² decrease at longer wavelengths to values $\leq 1 \times 10^{-20}$ cm² molecule⁻¹ whereas the values reported by Rattigan et al.⁴ show a decrease between 400 and 470 nm and evidence for another absorption band at longer wavelengths. The cutoff at 440 nm of the absorption spectrum reported by Orlando and Burkholder³ is a result of the assumption that the absorbance of Br₂O is zero at wavelengths >440 nm. The correction procedure used by Rattigan et al.⁴ taking the vibrational structure of the Br₂ spectrum into account resulted in appreciable absorption for Br₂O at wavelengths above 440 nm. The recommended cross sections in Table 4G-10 are the data from Orlando and Burkholder³ at 196 and 200 nm, the mean of the data from Orlando and Burkholder³ and Deters et al.² for the region 210–230 nm, and the mean of the data from Orlando and Burkholder,³ Deters et al.,² and Rattigan et al.⁴ for the region 240–400 nm. No recommendation is given for wavelengths >400 nm.

Photolysis Quantum Yield and Product Studies: By analogy to Cl₂O the predominate photodissociation channel is expected to be Br + BrO. Burkholder¹ measured the BrO yield at 308 nm to be near unity.

Table 4G-10. Recommended Absorption Cross Sections of Br₂O at 298 K

λ (nm)	$10^{20} \sigma$ (cm ²)
196	1740
200	2000
210	1050
220	288
230	140
240	85.8
250	45.4
260	24.6
270	18.8
280	33.5
290	85.5
300	167
310	220
320	212
330	192
340	188
350	186
360	162
370	132
380	99.0
390	74.8
400	54.0

Note:

196, 200 nm: Orlando and Burkholder³

210–230 nm: mean of data from Orlando and Burkholder³ and Deters et al.²

240–400 nm: mean of data from Orlando and Burkholder,³ Deters et al.,² and Rattigan et al.⁴

- (1) Burkholder, J. B. Rate coefficient for the reaction: Br + Br₂O → Br₂ + BrO. *Int. J. Chem. Kinet.* **1998**, *30*, 571-576.
- (2) Deters, B.; Burrows, J. P.; Himmelmann, S.; Blindauer, C. Gas phase spectra of HOBr and Br₂O and their atmospheric significance. *Ann. Geophys.* **1996**, *14*, 468-475.
- (3) Orlando, J. J.; Burkholder, J. B. Gas-phase UV/visible absorption spectra of HOBr and Br₂O. *J. Phys. Chem.* **1995**, *99*, 1143-1150.
- (4) Rattigan, O. V.; Lary, D. J.; Jones, R. L.; Cox, R. A. UV-visible absorption cross sections of gaseous Br₂O and HOBr. *J. Geophys. Res.* **1996**, *101*, 23021-23033.

G6. HOBr (hypobromous acid)[Back to Index](#)

(Recommendation: 06-2, Note: 10-6, Evaluated: 10-6)

Absorption Cross Sections: The UV absorption spectrum of HOBr, hypobromous acid, has been measured by Orlando and Burkholder⁸ (240–404 nm), Deters et al.³ (250–400 nm), Benter et al.² (234–390 nm), Rattigan et al.⁹ (240–510 nm), and Ingham et al.⁵ (260–600 nm). Orlando and Burkholder,⁸ Deters et al.,³ and Benter et al.² observed two absorption bands with maxima near 284 and 351 nm. The reported spectra agree reasonably well in their wavelength dependence with a sharp decrease in cross section at wavelengths greater than 400 nm. In contrast, the cross sections reported by Rattigan et al.⁹ and Ingham et al.⁵ are roughly 50% greater between 300 and 400 nm. In addition, the spectrum reported by Rattigan et al.⁹ has pronounced long wavelength absorption that extends to 520 nm. Ingham et al.⁵ report a similar spectrum to Rattigan et al., but with a more prominent absorption band at long wavelength with a maximum at 457 nm. These two studies are consistent with the observations of Barnes et al.,¹ who showed that laser photolysis of HOBr between 440–600 nm gives rise to OH photofragments. The presence of a weak band beyond 400 nm is attributable to the presence of a forbidden transition from the ground electronic to a triplet state as predicted by the *ab initio* calculations of Francisco et al.⁴ and Minaev.⁷ The differences in the spectral shapes are probably attributable to impurities such as Br₂O and Br₂, and/or the use of different Br₂O cross sections. However, the presence of impurities alone cannot explain the large difference in cross sections at the peak of the absorption bands.

The recommended absorption cross sections in Table 4G-11 are based on the study by Ingham et al.⁵ These authors generated HOBr in situ by laser photolytic production of OH in the presence of Br₂, and determined the HOBr spectrum using a gated diode camera shortly after the pulse, circumventing the problem associated with the presence of the strong absorbing impurity Br₂O, which was present in previous studies. The calibration of the absorption cross sections was made relative to the cross sections of Br₂. No recommendation is given for wavelengths <250 nm where the data are uncertain. On the basis of the level of agreement among the available studies, cross section uncertainty factors (2σ) of 1.25 (250–300 nm), 1.5 (300–400 nm), 3 (400–500 nm), and 10 (>500 nm) are estimated for the wavelength ranges given in parenthesis.

The data presented in Table 4G-11 were computed with the following expression taken from Ingham et al.,⁵ which is based on a combination of three Gaussian functions, one for each absorption band

$$\sigma(\lambda) = 24.77 \exp \left\{ -109.80 \left[\ln \left(\frac{284.01}{\lambda} \right) \right]^2 \right\} + 12.22 \exp \left\{ -93.63 \left[\ln \left(\frac{350.57}{\lambda} \right) \right]^2 \right\} \\ + 2.283 \exp \left\{ -242.40 \left[\ln \left(\frac{457.38}{\lambda} \right) \right]^2 \right\}$$

where $\sigma(\lambda)$ is in units of 10⁻²⁰ cm² molecule⁻¹ and λ is in nm.

Photolysis Quantum Yield and Product Studies: Benter et al.² measured quantum yields for HOBr photolysis at 261 and 363 nm (near the band peaks). The observed quantum yield for Br formation at 363 nm was greater than 0.95 and a unity quantum yield for the OH + Br product channel is recommended. No evidence for the O + HBr product channel was observed. The laser photofragment study of Barnes et al.¹ claimed that OH was the major photolysis product at wavelengths >400 nm. Lock et al.⁶ found that at 490 and 510 nm OH and Br photofragments are in their respective vibrational and spin-orbit ground states.

Table 4G-11. Recommended Absorption Cross Sections of HOBr at 298 K

λ (nm)	$10^{20} \sigma$ (cm ²)	λ (nm)	$10^{20} \sigma$ (cm ²)	λ (nm)	$10^{20} \sigma$ (cm ²)
250	4.15	355	12.1	460	2.28
255	6.19	360	11.5	465	2.14
260	10.5	365	10.5	470	1.91
265	14.6	370	9.32	475	1.62
270	18.7	375	7.99	480	1.30
275	22.1	380	6.65	485	0.993
280	24.3	385	5.38	490	0.723
285	25.0	390	4.22	495	0.502
290	24.0	395	3.23	500	0.333
295	21.9	400	2.43	505	0.212
300	19.1	405	1.80	510	0.129
305	16.2	410	1.36	515	0.076
310	13.6	415	1.08	520	0.042
315	11.8	420	0.967	525	0.023
320	10.8	425	0.998	530	0.012
325	10.5	430	1.15	535	0.0059
330	10.8	435	1.40	540	0.0029
335	11.3	440	1.68	545	0.0013
340	11.9	445	1.96	550	0.0006
345	12.3	450	2.18		
350	12.4	455	2.29		

Note:

Ingham et al.⁵, calculated using the expression given in the text

- (1) Barnes, R. J.; Lock, M.; Coleman, J.; Sinha, A. Observation of a new absorption band of HOBr and its atmospheric implications. *J. Phys. Chem.* **1996**, *100*, 453-457.
- (2) Benter, T.; Feldmann, C.; Kirchner, U.; Schmidt, M.; Schmidt, S.; Schindler, R. N. UV/VIS-absorption spectra of HOBr and CH₃OBr: Br(²P_{3/2}) atom yields in the photolysis of HOBr. *Ber. Bunsenges. Phys. Chem.* **1995**, *99*, 1144-1147.
- (3) Deters, B.; Burrows, J. P.; Himmelmann, S.; Blindauer, C. Gas phase spectra of HOBr and Br₂O and their atmospheric significance. *Ann. Geophys.* **1996**, *14*, 468-475.
- (4) Francisco, J. S.; Hand, M. R.; Williams, I. H. *Ab Initio* study of the electronic spectrum of HOBr. *J. Phys. Chem.* **1996**, *100*, 9250-9253.
- (5) Ingham, T.; Bauer, D.; Landgraf, J.; Crowley, J. N. Ultraviolet-visible absorption cross sections of gaseous HOBr. *J. Phys. Chem. A* **1998**, *102*, 3293-3298.
- (6) Lock, M.; Barnes, R. J.; Sinha, A. Near-threshold photodissociation dynamics of HOBr: Determination of product state distribution, vector correlation, and heat of formation. *J. Phys. Chem.* **1996**, *100*, 7972-7980, doi:10.1021/jp9532428.
- (7) Minaev, B. F. The singlet-triplet absorption and photodissociation of the HOCl, HOBr, and HOI molecules calculated by the MCSCF quadratic response method. *J. Phys. Chem. A* **1999**, *103*, 7294-7309.
- (8) Orlando, J. J.; Burkholder, J. B. Gas-phase UV/visible absorption spectra of HOBr and Br₂O. *J. Phys. Chem.* **1995**, *99*, 1143-1150.
- (9) Rattigan, O. V.; Lary, D. J.; Jones, R. L.; Cox, R. A. UV-visible absorption cross sections of gaseous Br₂O and HOBr. *J. Geophys. Res.* **1996**, *101*, 23021-23033.

G7. BrNO (nitrosyl bromide)[Back to Index](#)

(Recommendation: 06-2, Note: 10-6, Evaluated: 10-6)

Absorption Cross Sections: The absorption spectrum of BrNO, nitrosyl bromide, has been measured at room temperature by Eden et al.¹ (275–550 nm), Houel and van den Bergh³ (200–800 nm), Uthman et al.⁵ (189–300 nm), Hippler et al.² (266 nm), and Maloney and Palmer⁴ (270 nm). The spectrum exhibits four absorption bands between 200 and 800 nm, a strong band between 190 and 290 nm with the maximum at ~213 nm, a weaker band between 290 and 600 nm with the maximum at 338 nm and a shoulder near 420 nm, and a still weaker band between 600 and 800 nm with the maximum at 708 nm. The absorption cross sections from these studies are in good agreement (after correction of an error in Maloney and Palmer⁴). The recommended absorption cross sections in Table 4G-12 are from Uthman et al.⁵ for the region 189–300 nm and the cross sections at 338, 416, and 708 nm reported by Houel and van den Bergh³.

Photolysis Quantum Yield and Product Studies: No recommendation.

Table 4G-12. Recommended Absorption Cross Sections of BrNO at 298 K

λ (nm)	$10^{20} \sigma$ (cm ²)	λ (nm)	$10^{20} \sigma$ (cm ²)
189	18.3	224	4740
193	39.0	230	2990
194	46.2	235	1920
197	166	240	1090
200	566	250	360
201	861	260	117
203	1690	270	40.1
205.5	2950	280	19.5
207	4340	290	16.8
210	6470	300	18.0
211	6910	338	31.0
213	7270	416	20.1
216	7060	708	2.94
220	6070		

Note:

189–300 nm: Uthman et al.⁵338, 416, 708 nm: Houel and van den Bergh³

- (1) Eden, C.; Feilchenfeld, H.; Manor, S. Simultaneous spectrophotometric determination of nitrosyl bromide and bromine. *Anal. Chem.* **1969**, *41*, 1150-1151.
- (2) Hippler, H.; Luu, S. H.; Teitelbaum, H.; Troe, J. Flash photolysis study of the NO-catalyzed recombination of bromine atoms. *Int. J. Chem. Kinet.* **1978**, *10*, 155-169.
- (3) Houel, N.; van den Bergh, H. BrNO—thermodynamic properties, the ultraviolet/vis spectrum, and the kinetics of its formation. *Int. J. Chem. Kinet.* **1977**, *9*, 867-874.
- (4) Maloney, K. K.; Palmer, H. B. Low-pressure thermal decomposition of ONBr and ONCl in shock waves. *Int. J. Chem. Kinet.* **1973**, *5*, 1023-1037.
- (5) Uthman, A. P.; Demlein, P. J.; Allston, T. D.; Withiam, M. C.; McClements, M. J.; Takacs, G. A. Photoabsorption spectra of gaseous methyl bromide, ethylene dibromide, nitrosyl bromide, thionyl chloride, and sulfur chloride. *J. Phys. Chem.* **1978**, *82*, 2252-2257.

G8. cis-BrONO (bromine nitrite)[Back to Index](#)

(Recommendation: 06-2, Note: 10-6, Evaluated: 10-6)

Absorption Cross Sections: The UV absorption spectrum of *cis*-BrONO, bromine nitrite, has been measured in the temperature range 228–296 K by Burkholder and Orlando¹ (200–365 nm). The spectrum exhibits a strong absorption band between 200 and 270 nm with a maximum at 228 nm and a broader and weaker band between 270 and 364 nm with a maximum at 316 nm. The shape of the *cis*-BrONO spectrum was

independent of temperature over the 228–296 K range to within the uncertainty of the measurements. The results from Burkholder and Orlando¹ are recommended and listed in Table 4G-13.

Photolysis Quantum Yield and Product Studies: No recommendation.

Table 4G-13. Recommended Absorption Cross Sections of BrONO at 253 K

λ (nm)	$10^{20} \sigma$ (cm ²)	λ (nm)	$10^{20} \sigma$ (cm ²)	λ (nm)	$10^{20} \sigma$ (cm ²)	λ (nm)	$10^{20} \sigma$ (cm ²)
200	–	242	1070	284	247	326	400
202	116	244	874	286	262	328	394
204	221	246	720	288	277	330	387
206	358	248	602	290	293	332	382
208	496	250	514	292	310	334	375
210	687	252	446	294	331	336	364
212	822	254	391	296	350	338	350
214	1070	256	345	298	366	340	332
216	1280	258	306	300	377	342	308
218	1610	260	273	302	386	344	284
220	1940	262	244	304	393	346	263
222	2240	264	221	306	400	348	248
224	2520	266	205	308	407	350	233
226	2630	268	196	310	413	352	214
228	2710	270	192	312	415	354	195
230	2620	272	191	314	413	356	176
232	2390	274	194	316	409	358	157
234	2170	276	200	318	406	360	138
236	1860	278	211	320	406	362	123
238	1550	280	223	322	406	364	117
240	1240	282	235	324	405		

Note:

Burkholder and Orlando¹

- (1) Burkholder, J. B.; Orlando, J. J. UV absorption cross-sections of *cis*-BrONO. *Chem. Phys. Lett.* **2000**, *317*, 603-608.

G9. BrNO₂ (nitryl bromide)

[Back to Index](#)



(Recommendation: 10-6, Note: 10-6, Evaluated: 10-6)

Absorption Cross Sections: Scheffler et al.² measured the room temperature absorption spectrum of BrNO₂, nitryl bromide, over the wavelength range 185–530 nm. The spectrum consists of several overlapping electronic transitions with a strong band in the actinic region (>200 nm). The recommended absorption cross sections in Table 4G-14 are taken from Scheffler et al.² between 185 and 430 nm while values at $\lambda > 430$ nm were obtained from a log-linear fit of the data reported by Scheffler et al. The BrNO₂ spectrum recorded in the Burkholder and Orlando¹ study of *cis*-BrONO was reported to be in good agreement with the Scheffler et al. spectrum.

Photolysis Quantum Yield and Product Studies: By analogy with ClNO₂, the most likely photolysis products are expected to be Br + NO₂.

Table 4G-14. Recommended Absorption Cross Sections of BrNO₂ at 298 K

λ (nm)	$10^{20} \sigma$ (cm ²)	λ (nm)	$10^{20} \sigma$ (cm ²)	λ (nm)	$10^{20} \sigma$ (cm ²)
185	2048	310	11	435	8.03
190	3601	315	11	440	7.19
195	5013	320	10	445	6.44
200	5386	325	12	450	5.77
205	4499	330	13	455	5.17
210	2521	335	14	460	4.63
215	1170	340	16	465	4.15
220	554	345	15	470	3.71
225	373	350	16	475	3.33
230	343	355	16	480	2.98
235	362	360	18	485	2.67
240	387	365	19	490	2.39
245	390	370	17	495	2.14
250	363	375	18	500	1.92
255	310	380	17	505	1.72
260	251	385	17	510	1.54
265	197	390	16	515	1.38
270	154	395	15	520	1.23
275	116	400	14	525	1.10
280	88	405	14	530	0.99
285	63	410	13	540	0.79
290	44	415	12	550	0.64
295	30	420	11	560	0.51
300	20	425	10	570	0.41
305	15	430	9	580	0.33

Note:

185–430 nm: Scheffler et al.²

435–530 nm: log-linear fit to data reported in Scheffler et al.²

540–580 nm: log-linear extrapolation

- (1) Burkholder, J. B.; Orlando, J. J. UV absorption cross-sections of *cis*-BrONO. *Chem. Phys. Lett.* **2000**, *317*, 603-608.
- (2) Scheffler, D.; Grothe, H.; Willner, H.; Frenzel, A.; Zetzsch, C. Properties of pure nitryl bromide. Thermal behavior, UV/vis and FTIR spectra, and photoisomerization to *trans*-BrONO in an argon matrix. *Inorg. Chem.* **1997**, *36*, 335-338.

G10. BrONO₂ (bromine nitrate)

[Back to Index](#)



(Recommendation: 06-2, Note: 10-6, Evaluated: 10-6)

Absorption Cross Sections: The UV/vis absorption spectrum of BrONO₂, bromine nitrate, has been measured at room temperature by Spencer and Rowland⁵ (186–390 nm), Burkholder et al.¹ (200–500 nm), and Deters et al.² (210–500 nm). The absorption cross sections reported by Burkholder et al.¹ and Deters et al.² are nearly identical over the range of spectral overlap. The results of Spencer and Rowland⁵ agree to within 10% with those of Burkholder et al.¹ and Deters et al.² except for the region between 315 and 350 nm where the Spencer data are higher by 10 to 20%.

The temperature dependence of the absorption spectrum has been measured by Burkholder et al.¹ (200–500 nm) at 220, 250, and 298 K and Deters et al.² (210–500 nm) at 230 and 298 K. The temperature dependence of the absorption cross sections is in general weak. Burkholder et al.¹ observed decreasing cross sections with decreasing temperature between 200 and 215 nm and between 230 and 500 nm and a slight increase between 215 and 230 nm. The reported ratio $\sigma(220 \text{ K})/\sigma(298 \text{ K})$ has values of ~0.8 to 1.03 between 200 and 235 nm,

a minimum of 0.90 at 260 nm, nearly constant values of ~0.95 between 290 and 370 nm, a minimum of ~0.87 at 430 nm, two maxima of ~0.98 around 445 nm, and decreases to ~0.5 at 500 nm. The measurements of Deters et al.² show a similar behavior of $\sigma(230\text{ K})/\sigma(298\text{ K})$ vs. λ with all values below 1, i.e., a decrease of the cross sections with decreasing temperature is observed over the entire spectrum. Burkholder et al.¹ parameterized the cross section temperature dependence using the expression

$$\sigma(\lambda, T) = \sigma(\lambda, 296\text{ K}) [1 + A_1(\lambda)(T-296) + A_2(\lambda)(T-296)^2]$$

The recommended absorption cross sections and temperature coefficients in Table 4G-15 are taken from Burkholder et al.¹ A cross section uncertainty factor of 1.2 (2σ), independent of wavelength, is assigned, which encompasses the results from all the room temperature studies.

Photolysis Quantum Yield and Product Studies: Photodissociation quantum yields have been measured for photolysis wavelengths between 248 and 355 nm as summarized in Table 4G-16. The quantum yields for NO_3 production were measured by Harwood et al.³ to be $\Phi(\text{NO}_3) = 0.28 \pm 0.09$ at 248 nm, 1.01 ± 0.35 at 305 nm and 0.92 ± 0.43 at 352.5 nm. The quantum yields for BrO and Br were also estimated at 248 nm to be $\Phi(\text{BrO}) \approx 0.5$ and $\Phi(\text{Br}) \approx 0.5$. Soller et al.⁴ investigated the production of Br, $\text{O}(^3\text{P})$, and BrO from the photolysis of BrONO_2 in the wavelength range 248–355 nm. The quantum yield for the Br atom are 0.35 ± 0.08 , 0.65 ± 0.14 , $>0.62 \pm 0.11$, and 0.77 ± 0.19 at 248, 266, 308, and 355 nm, respectively. The values for the $\text{O}(^3\text{P})$ atom quantum yields are 0.66 ± 0.15 , 0.18 ± 0.04 , $<0.13 \pm 0.03$, and <0.02 at 248, 266, 308 and 355 nm, respectively. The measured quantum yields for BrO are 0.37 ± 0.12 at 266 nm and 0.23 ± 0.08 at 355 nm. A total quantum yield Φ_{BrONO_2} of unity is recommended for wavelengths >300 nm with $\Phi_{\text{Br}+\text{NO}_3} = 0.85$ and $\Phi_{\text{BrO}+\text{NO}_2} = 0.15$. No recommendation is given for wavelengths <300 nm.

Table 4G-15. Recommended Absorption Cross Sections of BrONO₂ at 296 K and Temperature Coefficients

λ (nm)	$10^{20} \sigma$ (cm ²)	$10^3 A_1$ (K ⁻¹)	$10^6 A_2$ (K ⁻²)	λ (nm)	$10^{20} \sigma$ (cm ²)	$10^3 A_1$ (K ⁻¹)	$10^6 A_2$ (K ⁻²)	λ (nm)	$10^{20} \sigma$ (cm ²)	$10^3 A_1$ (K ⁻¹)	$10^6 A_2$ (K ⁻²)
200	680	0.852	-26.0	302	17.5	0.781	0.784	404	2.04	1.91	3.64
202	616	0.608	-26.1	304	16.6	0.870	1.88	406	1.95	1.86	2.63
204	552	0.308	-26.2	306	15.8	0.872	1.62	408	1.88	1.78	1.52
206	488	0.138	-23.7	308	15.0	0.772	-0.229	410	1.81	1.70	0.316
208	425	0.158	-17.5	310	14.2	0.660	-2.28	412	1.75	1.59	-0.981
210	361	0.184	-9.09	312	13.5	0.652	-1.95	414	1.69	1.49	-2.37
212	334	0.401	-2.61	314	12.8	0.643	-1.58	416	1.63	1.40	-2.60
214	307	0.657	5.03	316	12.1	0.652	-1.42	418	1.56	1.35	-1.54
216	286	0.882	11.2	318	11.6	0.684	-1.48	420	1.50	1.29	-0.381
218	272	1.05	15.3	320	11.0	0.719	-1.56	422	1.45	1.00	-2.34
220	258	1.24	19.7	322	10.5	0.719	-1.06	424	1.40	0.694	-4.43
222	247	1.19	19.7	324	10.1	0.720	-0.508	426	1.36	0.599	-4.31
224	236	1.12	19.6	326	9.64	0.743	0.087	428	1.33	0.734	-1.78
226	226	1.14	20.3	328	9.29	0.791	0.722	430	1.30	0.877	0.880
228	215	1.26	21.8	330	8.94	0.843	1.41	432	1.26	0.747	0.484
230	205	1.40	23.4	332	8.65	0.825	1.33	434	1.22	0.609	0.0625
232	193	1.40	23.1	334	8.36	0.806	1.25	436	1.18	0.519	0.0968
234	180	1.41	22.8	336	8.10	0.800	1.30	438	1.15	0.484	0.632
236	167	1.47	22.8	338	7.87	0.809	1.49	440	1.11	0.447	1.20
238	153	1.59	23.4	340	7.64	0.818	1.70	442	1.08	0.384	-0.388
240	139	1.73	24.0	342	7.45	0.898	2.52	444	1.05	0.318	-2.06
242	126	1.65	20.9	344	7.26	0.982	3.38	446	1.02	0.335	-1.82
244	113	1.56	17.2	346	7.07	0.991	3.48	448	0.974	0.446	0.568
246	101	1.62	15.5	348	6.86	0.918	2.75	450	0.930	0.567	3.18
248	90.0	1.88	16.8	350	6.66	0.842	1.98	452	0.892	0.739	4.40
250	79.5	2.22	18.5	352	6.48	0.942	2.83	454	0.853	0.926	5.74
252	71.7	2.24	17.4	354	6.30	1.05	3.74	456	0.816	1.09	6.94
254	64.0	2.27	16.0	356	6.11	1.08	4.10	458	0.779	1.23	8.00
256	57.5	2.30	14.9	358	5.90	1.03	3.87	460	0.743	1.39	9.16
258	52.3	2.32	14.6	360	5.69	0.969	3.62	462	0.707	1.32	5.99
260	47.1	2.36	14.1	362	5.48	1.02	4.08	464	0.670	1.24	2.46
262	43.8	2.38	14.4	364	5.27	1.08	4.57	466	0.635	1.39	1.87
264	40.5	2.40	14.7	366	5.07	1.13	5.16	468	0.600	1.83	4.74
266	37.9	2.38	14.6	368	4.86	1.18	5.87	470	0.566	2.32	7.95
268	35.8	2.31	14.0	370	4.66	1.24	6.63	472	0.524	2.72	10.9
270	33.8	2.22	13.4	372	4.46	1.29	6.93	474	0.482	3.18	14.4
272	32.5	2.19	13.6	374	4.26	1.35	7.25	476	0.447	3.75	17.9
274	31.2	2.16	13.8	376	4.07	1.44	7.74	478	0.418	4.45	21.4
276	30.0	2.10	13.7	378	3.88	1.54	8.41	480	0.390	5.24	25.4
278	28.9	2.01	13.2	380	3.69	1.66	9.15	482	0.344	5.92	36.6
280	27.9	1.91	12.7	382	3.51	1.60	8.15	484	0.298	6.80	51.2
282	27.0	1.85	12.5	384	3.32	1.54	7.04	486	0.269	7.91	61.2
284	26.1	1.78	12.3	386	3.16	1.62	7.02	488	0.256	9.11	63.1
286	25.1	1.66	11.2	388	3.02	1.85	8.28	490	0.243	10.4	65.2
288	24.2	1.46	9.01	390	2.88	2.11	9.67	492	0.231	11.7	70.6
290	23.2	1.24	6.66	392	2.74	2.16	9.74	494	0.220	13.2	76.5
292	22.2	1.01	4.11	394	2.60	2.22	9.83	496	0.198	14.5	85.0
294	21.2	0.758	1.31	396	2.47	2.21	9.05	498	0.167	16.0	98.6
296	20.2	0.636	-0.188	398	2.36	2.10	7.28	500	0.135	18.2	119
298	19.3	0.666	-0.197	400	2.25	1.98	5.34				
300	18.4	0.699	-0.207	402	2.15	1.95	4.53				

Note: Burkholder et al.,¹ $\sigma(\lambda, T) = \sigma(\lambda, 296 \text{ K}) [1 + A_1 (T-296) + A_2 (T-296)^2]$


Table 4G-16. Summary of BrONO₂ Photolysis Quantum Yield Results

Wavelength (nm)	Φ(NO ₃)	Φ(Br)	Φ(BrO)	Φ(O(³ P))
248	0.28 ± 0.09 ^a	≈ 0.5 ^a 0.35 ± 0.08 ^b	≈ 0.5 ^a	0.66 ± 0.15 ^b
266	–	0.65 ± 0.14 ^b	0.37 ± 0.12 ^b	0.18 ± 0.04 ^b
305	1.01 ± 0.35 ^a	–	–	–
308	–	>0.62 ± 0.11 ^b	–	<0.13 ± 0.03 ^b
352.5	0.92 ± 0.43 ^a	–	–	–
355	–	0.77 ± 0.19 ^b	0.23 ± 0.08 ^b	<0.02 ^b

Note:

^a Harwood et al.³^b Soller et al.⁴

- (1) Burkholder, J. B.; Ravishankara, A. R.; Solomon, S. UV/visible and IR absorption cross sections of BrONO₂. *J. Geophys. Res.* **1995**, *100*, 16793-16800.
- (2) Deters, B.; Burrows, J. P.; Orphal, J. UV-visible absorption cross sections of bromine nitrate determined by photolysis of BrONO₂/Br₂ mixtures. *J. Geophys. Res.* **1998**, *103*, 3563-3570.
- (3) Harwood, M. H.; Burkholder, J. B.; Ravishankara, A. R. Photodissociation of BrONO₂ and N₂O₅: Quantum yields for NO₃ production at 248, 308, and 352.5 nm. *J. Phys. Chem. A* **1998**, *102*, 1309-1317.
- (4) Soller, R.; Nicovich, J. M.; Wine, P. H. Bromine nitrate photochemistry: Quantum yields for O, Br, and BrO over the wavelength range 248-355 nm. *J. Phys. Chem. A* **2002**, *106*, 8378-8385, doi:10.1021/jp020018r.
- (5) Spencer, J. E.; Rowland, F. S. Bromine nitrate and its stratospheric significance. *J. Phys. Chem.* **1978**, *82*, 7-10, doi:10.1021/j100490a002.

G11. BrCl (bromine chloride)[Back to Index](#)

(Recommendation: 06-2, Note: 10-6, Evaluated: 10-6)

Absorption Cross Sections: The UV absorption spectrum of BrCl, bromine chloride, has been measured at room temperature by Gray and Style¹ (240–313 nm and 546 nm), Jost³ (486–548 nm), Seery and Britton⁵ (220–510 nm), Maric et al.⁴ (200–600 nm), Hubinger and Nee² (190–560 nm), and Tellinghuisen⁷ (200–600 nm). The spectrum exhibits an absorption band between 190 and 290 nm with a maximum at 230 nm ($\sigma \approx (6.0\text{-}7.2) \times 10^{-20} \text{ cm}^2 \text{ molecule}^{-1}$) and a stronger band between 290 and 600 nm with the maximum at 375 nm ($\sigma \approx (3.9\text{-}4.1) \times 10^{-19} \text{ cm}^2 \text{ molecule}^{-1}$) and a shoulder near 470 nm. There is good agreement between the cross section results of the studies except for the values at 289 and 297 nm reported by Gray and Style,¹ which are smaller by a factor of ~2.5 than the rest of the results. The agreement is within 20% for the short wavelength band around 230 nm between the results of Seery and Britton,⁵ Maric et al.,⁴ and Hubinger and Nee,² where Seery and Britton⁵ report the highest and Hubinger and Nee² the lowest values. There is good agreement, to within ~5-15%, for the stronger band around 375 nm where Seery and Britton⁵ and Tellinghuisen⁷ report the highest and Hubinger and Nee² the lowest cross sections. The discrepancies are larger, up to 50%, in the region of the absorption minimum around 290 nm where Seery and Britton⁵ and Hubinger and Nee² report the highest cross sections and Tellinghuisen⁷ the lowest. Excellent agreement is observed in the long wavelength tail above 450 nm between the data of Maric et al.⁴ and Tellinghuisen⁷ whereas those from Hubinger and Nee² are 50% or more larger and those from Jost³ are lower by ~20–40%. Maric et al.⁴ fit a three-band semi-logarithmic Gaussian distribution function to their 0.2 nm resolution data (200–600 nm) and obtained:

$$\begin{aligned} \sigma(298 \text{ K}) = & 6.52 \times 10^{-20} \times \exp(-54.1 [\ln(227.6/\lambda)]^2) \\ & + 3.86 \times 10^{-19} \times \exp(-97.6 [\ln(372.5/\lambda)]^2) \\ & + 9.99 \times 10^{-20} \times \exp(-66.9 [\ln(442.4/\lambda)]^2) \end{aligned}$$

where λ is the wavelength in nm and σ is the absorption cross section in $\text{cm}^2 \text{ molecule}^{-1}$. The recommended absorption cross sections calculated using this expression are listed in Table 4G-17.

A semi-empirical expression based on the theory of Sulzer and Wieland,⁶ which describes the temperature and wavelength dependence of an absorption spectrum, was derived by Maric et al.⁴ to be

$$\begin{aligned}\sigma(T, \lambda) = & 7.34 \times 10^{-20} \times \tanh^{0.5} \times \exp(-68.6 \times \tanh \times [\ln(227.6/\lambda)]^2) \\ & + 4.35 \times 10^{-19} \times \tanh^{0.5} \times \exp(-123.6 \times \tanh \times [\ln(372.5/\lambda)]^2) \\ & + 1.12 \times 10^{-19} \times \tanh^{0.5} \times \exp(-84.8 \times \tanh \times [\ln(442.4/\lambda)]^2)\end{aligned}$$

where λ is the wavelength in vacuum (200–600 nm), $\tanh = \tanh(hc\omega_e/2kT) = \tanh(318.8/T)$ (with $\omega_e = 443.1 \text{ cm}^{-1}$), and T is the temperature (195–300 K).

Photolysis Quantum Yield and Product Studies: It is expected that BrCl photodissociates with unit quantum yield.

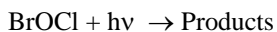
Table 4G-17. Recommended Absorption Cross Sections of BrCl at 298 K

λ (nm)	$10^{20} \sigma$ (cm^2)	λ (nm)	$10^{20} \sigma$ (cm^2)	λ (nm)	$10^{20} \sigma$ (cm^2)	λ (nm)	$10^{20} \sigma$ (cm^2)
200	2.64	305	0.845	410	22.51	515	2.13
205	3.61	310	1.47	415	19.95	520	1.74
210	4.59	315	2.51	420	17.80	525	1.41
215	5.47	320	4.08	425	16.04	530	1.13
220	6.13	325	6.30	430	14.63	535	0.892
225	6.47	330	9.25	435	13.49	540	0.700
230	6.48	335	12.92	440	12.55	545	0.544
235	6.17	340	17.21	445	11.73	550	0.419
240	5.60	345	21.90	450	10.98	555	0.320
245	4.86	350	26.68	455	10.25	560	0.243
250	4.05	355	31.18	460	9.52	565	0.182
255	3.24	360	35.03	465	8.78	570	0.136
260	2.50	365	37.91	470	8.02	575	0.101
265	1.86	370	39.61	475	7.24	580	0.0739
270	1.35	375	40.04	480	6.47	585	0.0539
275	0.945	380	39.26	485	5.72	590	0.0390
280	0.653	385	37.45	490	4.99	595	0.0281
285	0.458	390	34.87	495	4.31	600	0.0200
290	0.357	395	31.82	500	3.68		
295	0.360	400	28.59	505	3.10		
300	0.504	405	25.43	510	2.59		

Note:

Maric et al.,⁴ calculated using the expression given in the text

- (1) Gray, L. T. M.; Style, D. W. G. The absorption of light by chlorine, bromine and their gaseous mixtures. *Proc. Roy. Soc. London* **1930**, A 126, 603-612.
- (2) Hubinger, S.; Nee, J. B. Absorption spectra of Cl₂, Br₂ and BrCl between 190 and 600 nm. *J. Photochem. Photobiol. A: Chem.* **1995**, 86, 1-7.
- (3) Jost, W. Das gleichgewicht zwischen chlor, brom und bromchlorid (BrCl). *Z. Phys. Chem. A* **1931**, 153, 143-152.
- (4) Maric, D.; Burrows, J. P.; Moortgat, G. K. A Study of the UV-visible absorption spectra of Br₂ and BrCl. *J. Photochem. Photobiol. A: Chem.* **1994**, 83, 179-192.
- (5) Seery, D. J.; Britton, D. The continuous absorption spectra of chlorine, bromine, bromine chloride, iodine chloride, and iodine bromide. *J. Phys. Chem.* **1964**, 68, 2263-2266, doi:10.1021/j100790a039.
- (6) Sulzer, P.; Wieland, K. Intensitätsverteilung eines kontinuierlichen absorptions-spektrums in abhängigkeit von temperatur und wellenzahl. *Helv. Phys. Acta* **1952**, 25, 653-676.
- (7) Tellinghuisen, J. Precise equilibrium constants from spectrophotometric data: BrCl in Br₂/Cl₂ gas mixtures. *J. Phys. Chem. A* **2003**, 107, 753-775, doi:10.1021/jp027227w.

G12. BrOCl (bromochloromonoxide)[Back to Index](#)

(1)

(Recommendation: 06-2, Note: 10-6, Evaluated: 10-6)

Absorption Cross Sections: The UV absorption spectrum of BrOCl, bromochloromonoxide, was measured at room temperature over the wavelength range 230–390 nm by Burkholder et al.¹ Their results are recommended and given in Table 4G-18.

Photolysis Quantum Yield and Product Studies: No recommendation.


Table 4G-18. Recommended Absorption Cross Sections of BrOCl at 298 K

λ (nm)	$10^{20} \sigma$ (cm ²)	λ (nm)	$10^{20} \sigma$ (cm ²)	λ (nm)	$10^{20} \sigma$ (cm ²)	λ (nm)	$10^{20} \sigma$ (cm ²)
230	16.8	272	200	314	55.8	338	46.7
232	15.4	274	199	316	56.6	358	22.5
234	15.2	276	191	318	57.2	360	20.2
236	15.5	278	179	320	57.4	362	18.1
238	16.6	280	165	322	57.3	364	16.1
240	18.6	282	149	324	56.9	366	14.2
242	21.7	284	132	326	56.1	368	12.3
244	26.1	286	115	328	55.1	370	10.6
246	31.6	288	100	330	53.8	372	8.66
248	39.1	290	87.2	332	52.3	374	7.34
250	48.1	292	76.3	334	50.6	376	6.12
252	59.9	294	67.9	336	48.7	378	5.01
254	73.8	296	61.6	340	44.5	380	4.00
256	89.4	298	57.0	342	42.3	382	3.10
258	107	300	54.0	344	39.9	384	2.30
260	126	302	52.4	346	37.3	386	1.62
262	145	304	52.1	348	34.7	388	1.03
264	163	306	52.3	350	32.4	390	0.55
266	179	308	53.0	352	29.8		
268	192	310	53.9	354	27.2		
270	198	312	54.7	356	24.8		

Note:

Burkholder et al.¹

- (1) Burkholder, J. B.; Knight, G.; Orlando, J. J. UV absorption spectrum of BrOCl. *J. Photochem. Photobiol. A: Chem.* **2000**, *134*, 133-137.

G13. CH₃Br (methyl bromide)[Back to Index](#)

(Recommendation: 15-10, Note: 15-10, Evaluated: 15-10)

Absorption Cross Sections: The UV absorption spectrum of CH₃Br, methyl bromide, has been measured at room temperature by Davidson¹ (205–270 nm), Gordus and Bernstein⁵ (204–260 nm), Robbins¹⁰ (174–270 nm), Uthman et al.¹² (200–260 nm), Molina et al.⁸ (190–290 nm), Felps et al.³ (201.6 nm), Man et al.⁷ (180–264 nm), and over the temperature range 210–295 K by Gillotay and Simon⁴ (180–280 nm). At wavelengths >180 nm and <270 nm, the room temperature values of Gordus and Bernstein,⁵ Robbins,¹⁰ Uthman et al.,¹² Molina et al.,⁸ Gillotay and Simon,⁴ and the values of Davidson¹ at wavelengths >210 nm are in very good agreement, to within 10% and within 2% at the absorption maximum ~201 nm. The value from Felps et al.³ at 202 nm is lower by ~10% than the other studies. The cross section data of Man et al.,⁷ reported graphically, are lower by 20–30% over the entire band in comparison with the other data sets. The recommended absorption cross sections in Table 4G-19 are the mean of the values reported by Gillotay and Simon⁴ and Robbins¹⁰ for the range 182–188 nm, the mean of the values reported by Gillotay and Simon,⁴ Uthman et al.,¹² and Robbins¹⁰ for the range 190–198 nm, the mean of the values reported by Gillotay and

Simon,⁴ Molina et al.,⁸ Uthman et al.,¹² and Robbins¹⁰ for the range 200–260 nm, the mean of the values reported by Gillotay and Simon,⁴ Molina et al.,⁸ and Robbins¹⁰ for the range 262–268 nm; the mean of the values reported by Gillotay and Simon⁴ and Molina et al.⁸ for the range 270–280 nm, and the data from Molina et al.⁸ for the range 285–290 nm. A wavelength independent cross section uncertainty factor of 1.2 (2 σ) is assigned for the recommended wavelength range.

The VUV absorption spectrum at 298 K was measured by Olney et al.⁹ (2.8–199 nm) and Lochter et al.⁶ (50–207 nm). A Lyman- α cross section of 3.2×10^{-17} cm² molecule⁻¹ from the Lochter et al. study is recommended with an uncertainty factor of 1.3 (2 σ), which covers the range in the available experimental data.

Gillotay and Simon⁴ report a slight temperature dependence in the absorption cross sections for wavelengths >220 nm where the values decrease with decreasing temperature. Gillotay and Simon⁴ parameterized the cross sections and the temperature dependence using an empirical polynomial expansion

$$\log_{10} \sigma(\lambda, T) = \sum A_n \lambda^n + (T-273) \times \sum B_n \lambda^n$$

and reported calculated values for T = 210, 230, 250, 270, and 295 K. However, the fit parameters given in Gillotay et al. result in a systematic bias in the calculated cross sections at wavelengths greater than 200 nm and a poor fit to their experimental data at shorter wavelengths. A re-fit of their data yielded the A_n and B_n parameters below, which are valid for the wavelength range 210–290 nm and temperature range 210–300 K. The re-fit removes the systematic bias and reproduces the experimental data to within 5%, while improving the short wavelength fit although deviations are still significant. This fit is recommended.

$$\begin{array}{ll} A_0 = 7.997 & B_0 = 0.457415 \\ A_1 = -0.889724 & B_1 = -0.00882996 \\ A_2 = 0.00838084 & B_2 = 6.40235 \times 10^{-5} \\ A_3 = -3.03191 \times 10^{-5} & B_3 = -2.06827 \times 10^{-7} \\ A_4 = 3.69427 \times 10^{-8} & B_4 = 2.51393 \times 10^{-10} \end{array}$$

Photolysis Quantum Yield and Product Studies: Quantum yields for Br and H atom formation in the photodissociation of CH₃Br were measured at 298 K by Talukdar et al.¹¹ The quantum yields for Br atom formation were found to be close to unity, $\Phi(\text{Br}) = 1.05 \pm 0.11$, 1.10 ± 0.20 , and 1.01 ± 0.16 at 193, 222, and 248 nm, respectively. The quantum yield for H atom formation in the photolysis at 193 nm was measured to be $\Phi(\text{H}) = 0.002 \pm 0.001$, whereas H atoms could not be detected in the photolysis at 222 and 248 nm. Using broadband flash photolysis of CH₃Br, Ebenstein et al.² reported a Br*(²P_{1/2}) fractional yield, Br*(²P_{1/2})/(Total Br), of 0.15 ± 0.12 .

Table 4G-19. Recommended Absorption Cross Sections of CH₃Br at 296 K

λ (nm)	$10^{20} \sigma$ (cm ²)	λ (nm)	$10^{20} \sigma$ (cm ²)	λ (nm)	$10^{20} \sigma$ (cm ²)
182	19.8	218	42.3	254	0.484
184	21.0	220	36.6	256	0.340
186	27.8	222	31.1	258	0.240
188	35.2	224	26.6	260	0.162
190	44.2	226	22.2	262	0.115
192	53.8	228	18.1	264	0.0795
194	62.6	230	14.7	266	0.0551
196	69.7	232	11.9	268	0.0356
198	76.1	234	9.41	270	0.0246
200	79.0	236	7.38	272	0.0172
202	79.2	238	5.73	274	0.0114
204	78.0	240	4.32	276	0.00808
206	75.2	242	3.27	278	0.00553
208	70.4	244	2.37	280	0.00382
210	65.5	246	1.81	285	0.00110
212	59.9	248	1.31	290	0.00030
214	54.2	250	0.921		
216	47.9	252	0.683		

Note:

182–188 nm: mean of data from Gillotay and Simon⁴ and Robbins¹⁰

190–198 nm: mean of data from Gillotay and Simon,⁴ Uthman et al.,¹² and Robbins¹⁰
 200–260 nm: mean of data from Gillotay and Simon,⁴ Molina et al.,⁸ Uthman et al.,¹² and Robbins¹⁰
 262–268 nm: mean of data from Gillotay and Simon,⁴ Molina et al.,⁸ and Robbins¹⁰
 270–280 nm: mean of Gillotay and Simon⁴ and Molina et al.⁸
 285–290 nm: Molina et al.⁸

- (1) Davidson, N. The ultraviolet absorption spectra and the refractive indices of some fluorobromomethanes. *J. Am. Chem. Soc.* **1951**, *73*, 467-468, doi:10.1021/ja01145a506.
- (2) Ebenstein, W. L.; Wiesenfeld, J. R.; Wolk, G. L. Photodissociation of alkyl bromides. *Chem. Phys. Lett.* **1978**, *53*, 185-189.
- (3) Felps, W. S.; Rupnik, K.; McGlynn, S. P. Electronic spectroscopy of the cyanogen halides. *J. Phys. Chem.* **1991**, *95*, 639-656, doi:10.1021/j100155a028.
- (4) Gillotay, D.; Simon, P. C. Ultraviolet absorption cross-sections of methyl bromide at stratospheric temperatures. *Ann. Geophys.* **1988**, *6*, 211-215.
- (5) Gordus, A. A.; Bernstein, R. B. Isotope effect in continuous ultraviolet absorption spectra: Methyl bromide-*d*₃ and chloroform-*d*. *J. Chem. Phys.* **1954**, *22*, 790-795.
- (6) Loch, R.; Leyh, B.; Jochims, H. W.; Baumgärtel, H. The vacuum UV photoabsorption spectrum of methyl bromide (CH₃Br) and its perdeuterated isotopomer CD₃Br: a Rydberg series analysis. *Chem. Phys.* **2005**, *317*, 73-86, doi:10.1016/j.chemphys.2005.06.002.
- (7) Man, S.-Q.; Kwok, W. M.; Phillips, D. L.; Johnson, A. E. Short-time photodissociation dynamics of A-band and B-band bromiodomethane in solution: An examination of bond selective electronic excitation. *J. Chem. Phys.* **1996**, *105*, 5842-5857.
- (8) Molina, L. T.; Molina, M. J.; Rowland, F. S. Ultraviolet absorption cross sections of several brominated methanes and ethanes of atmospheric interest. *J. Phys. Chem.* **1982**, *86*, 2672-2676, doi:10.1021/j100211a023.
- (9) Olney, T. N.; Cooper, G.; Chan, W. F.; Burton, G. R.; Brion, C. E.; Tan, K. H. Absolute photoabsorption and photoionization studies of methyl bromide using dipole electron impact and synchrotron radiation PES techniques. *Chem. Phys.* **1997**, *218*, 127-149.
- (10) Robbins, D. E. Photodissociation of methyl chloride and methyl bromide in the atmosphere. *Geophys. Res. Lett.* **1976**, *3*, 213-216.
- (11) Talukdar, R. K.; Vashjani, G. L.; Ravishankara, A. R. Photodissociation of bromocarbons at 193, 222, and 248 nm: Quantum yields of Br atom at 298 K. *J. Chem. Phys.* **1992**, *96*, 8194-8201.
- (12) Uthman, A. P.; Demlein, P. J.; Allston, T. D.; Withiam, M. C.; McClements, M. J.; Takacs, G. A. Photoabsorption spectra of gaseous methyl bromide, ethylene dibromide, nitrosyl bromide, thionyl chloride, and sulfuryl chloride. *J. Phys. Chem.* **1978**, *82*, 2252-2257.

G14. CH₂Br₂ (dibromomethane)

[Back to Index](#)



(Recommendation: 06-2, Note: 10-6, Evaluated: 10-6)

Absorption Cross Sections: The UV absorption spectrum of CH₂Br₂, dibromomethane, has been measured at room temperature by Molina et al.³ (200–300 nm), Gillotay et al.^{1,2} (174–290 nm), and Mössinger et al.⁴ (215–300 nm). The absorption cross sections are in good agreement in the range 200–255 nm, to within 10%, and at 275 nm they are within 30%. The recommended absorption cross sections in Table 4G-20 are the values from Gillotay et al.^{1,2} in the region 174–198 nm, the mean of the values reported by Molina et al.³ and Gillotay et al.^{1,2} for the range 200–215 nm, the mean of the values reported by the three groups for the range 220–290 nm, and values from Mössinger et al.⁴ for the range 295–300 nm. On the basis of the level of agreement among the available studies, cross section uncertainty factors (2σ) of 1.05 (200–250 nm), 1.1 (250–270 nm), and 1.2 (270–300 nm) are estimated for the wavelength ranges given in parenthesis.

The absorption spectrum temperature dependence was measured by Gillotay et al.^{1,2} (174–290 nm) over the temperature range 210–295 K and Mössinger et al.⁴ (215–300 nm) over the range 250–348 K. The absorption cross sections decrease at wavelength >~235 nm and increase between 235 and 207 nm with decreasing temperature. At shorter wavelengths, Gillotay et al.^{1,2} report a slight increase in the cross sections in the range 175–189 nm and a slight decrease around the maximum near 200 nm. Gillotay et al.^{1,2} parameterized the cross sections and the temperature dependence using an empirical polynomial expansion

$$\log_{10} \sigma(\lambda, T) = \sum A_n \lambda^n + (T-273) \times \sum B_n \lambda^n$$

and report calculated values for T = 210, 230, 250, 270, and 295 K. The A_n and B_n parameters, which are valid for the wavelength range 210–290 nm and temperature range 210–300 K are given below.

$$\begin{aligned}
 A_0 &= -70.211776 & B_0 &= 2.899280 \\
 A_1 &= 1.940326 \times 10^{-1} & B_1 &= -4.327724 \times 10^{-2} \\
 A_2 &= 2.726152 \times 10^{-3} & B_2 &= 2.391599 \times 10^{-4} \\
 A_3 &= -1.695472 \times 10^{-5} & B_3 &= -5.807506 \times 10^{-7} \\
 A_4 &= 2.500066 \times 10^{-8} & B_4 &= 5.244883 \times 10^{-10}
 \end{aligned}$$

Mössinger et al.⁴ parameterized their cross section data using the expression

$$\ln \sigma(\lambda, T) = \ln \sigma(\lambda, 298 \text{ K}) + B(\lambda) (T-298)$$

for the ranges 215–300 nm and 250–348 K. The parameterizations given by Gillotay et al.^{1,2} and Mössinger et al.⁴ yield cross sections that agree at 250 K to within 5% in the range 215–265 nm and to within 10% in the range 270–285 nm. The B(λ) coefficients from Mössinger et al.⁴ are given in Table 4G-20 and recommended for use in model calculations.

Photolysis Quantum Yield and Product Studies: It is expected that photolysis will rupture the C-Br bond with unity quantum yield.

Table 4G-20. Recommended Absorption Cross Sections of CH₂Br₂ at 298 K

λ (nm)	10 ²⁰ σ (cm ²)	λ (nm)	10 ²⁰ σ (cm ²)	10 ³ B (K ⁻¹)	λ (nm)	10 ²⁰ σ (cm ²)	10 ³ B (K ⁻¹)
174	1170.9	198	226.0		255	14.10	3.91
176	662.4	200	225.6		260	6.607	5.16
178	377.2	205	215.3		265	3.037	6.33
180	241.0	210	234.5		270	1.347	7.75
182	178.4	215	263.2	-2.02	275	0.590	8.74
184	154.4	220	272.0	-1.79	280	0.255	11.6
186	153.5	225	247.4	-1.50	285	0.114	13.8
188	166.1	230	195.8	-0.96	290	0.0499	15.3
190	187.0	235	138.9	-0.04	295	0.0210	16.5
192	209.3	240	88.60	0.71	300	0.0090	21.9
194	222.5	245	51.90	1.80			
196	228.3	250	28.03	2.70			

Note:

Absorption cross sections (σ):

174–198 nm: Gillotay et al.^{1,2}

200–210 nm: mean of data from Molina et al.³ and Gillotay et al.^{1,2}

215–290 nm: mean of data from Molina et al.³ Gillotay et al.,^{1,2} and Mössinger et al.⁴

295–300 nm: Mössinger et al.⁴

Temperature dependence (B):

Mössinger et al.⁴

- (1) Gillotay, D.; Simon, P. C. Ultraviolet absorption cross-sections of photoactive species of stratospheric interest Part 1: The halocarbons. *Aeronomica Acta A* **1990**, 356, 1-173.
- (2) Gillotay, D.; Simon, P. C.; Dierickx, L. Temperature dependence of ultraviolet absorption cross-sections of brominated methanes and ethanes. *Aeronomica Acta* **1988**, A335, 1-25.
- (3) Molina, L. T.; Molina, M. J.; Rowland, F. S. Ultraviolet absorption cross sections of several brominated methanes and ethanes of atmospheric interest. *J. Phys. Chem.* **1982**, 86, 2672-2676, doi:10.1021/j100211a023.
- (4) Mössinger, J. C.; Shallcross, D. E.; Cox, R. A. UV-Vis absorption cross-sections and atmospheric lifetimes of CH₂Br₂, CH₂I₂ and CH₂BrI. *J. Chem. Soc. Faraday Trans.* **1998**, 94, 1391-1396.

G15. CHBr₃ (tribromomethane, bromoform)

[Back to Index](#)



(Recommendation: 15-10, Note: 15-10, Evaluated: 15-10)

Absorption Cross Sections: The UV absorption spectrum of CHBr₃, tribromomethane (bromoform), has been measured by Gillotay et al.³ (170–310 nm, 240–295 K), Moortgat et al.⁴ (286–362 nm, 256–296 K), and Papanastasiou et al.⁵ (300–345 nm, 260–330 K). The agreement in the cross sections reported in these studies

at wavelengths less than 310 nm is very good. Moortgat et al. reported possible complications to their measurements at the longer wavelengths due to the possible presence of impurities as well as optical artifacts arising from adsorption of CHBr_3 on the cell windows. The Papanastasiou et al. study addressed these potential complications in their cavity ring-down spectroscopy measurements, while also addressing contributions from Rayleigh scattering. The recommended cross sections in Table 4G-21 are the values from Gillotay et al. for the range 170–258 nm and for wavelengths greater than 258 nm from the spectrum parameterization of Papanastasiou et al. given below.

The absorption cross sections increase around the three absorption maxima in the ranges 178–189 nm, 194–208 nm, and 208–234 nm, and decrease at wavelengths <179 nm, over the range 189–194 nm, and >235 nm with decreasing temperature. Gillotay et al.³ parameterized the cross sections and the temperature dependence using an empirical polynomial expansion

$$\log_{10}(\sigma(\lambda, T)) = \sum A_n \lambda^n + (T-273) \times \sum B_n \lambda^n$$

and report calculated values for 210, 230, 250, 270, and 295 K. The A_n and B_n parameters, which are valid for the wavelength range 240–310 nm and temperature range 210–300 K are given below.

$$\begin{array}{ll} A_0 = -110.2782 & B_0 = -1.5312 \times 10^{-1} \\ A_1 = 1.0281 & B_1 = 1.6109 \times 10^{-3} \\ A_2 = -3.6626 \times 10^{-3} & B_2 = -5.8075 \times 10^{-6} \\ A_3 = 4.1226 \times 10^{-6} & B_3 = 7.2893 \times 10^{-9} \end{array}$$

Moortgat et al.⁴ parameterized their data using the expression

$$\sigma(\lambda, T) = \exp [(0.06183 - 0.000241 \lambda) (273 - T) - (2.376 + 0.14757 \lambda)]$$

for the wavelength range 290–340 nm and temperature range 210–300 K.

Papanastasiou et al. parameterized the CHBr_3 spectrum using their experimental data and the data from Gillotay et al. and Moortgat et al. between 260–310 nm using the expression

$$\log_{10}(\sigma(\lambda, T)) = \sum A_n \lambda^n + (296 - T) \times \sum B_n \lambda^n$$

The obtained parameters are

i	A_i	B_i
0	-32.6067	0.1582
1	0.10308	-0.0014758
2	6.39×10^{-5}	3.8058×10^{-6}
3	-7.7392×10^{-7}	9.187×10^{-10}
4	-2.2513×10^{-9}	-1.0772×10^{-11}
5	6.1376×10^{-12}	–

and the parameterization is valid over the wavelength range 260–345 nm for temperatures in the range 260–330 K. This parameterization is recommended, while the Gillotay et al. parameterization is recommended for wavelengths <260 nm. A cross section uncertainty factor (2σ) of 1.2 (330–345 nm) and 1.1 (240 to <330 nm) is assigned to the room temperature spectrum.

The VUV absorption spectrum was measured by Causley and Russell² (112–190 nm) and the absorption cross section at Lyman- α was measured by Vasta and Volpp⁷ at 298 K. A Lyman- α cross section of $7.1 \times 10^{-17} \text{ cm}^2 \text{ molecule}^{-1}$ from the direct study of Vasta and Volpp is recommended. There is good agreement between these two studies at Lyman- α and an uncertainty factor of 1.1 (2σ) is assigned.

Photolysis Quantum Yield and Product Studies: The quantum yield for the formation of Br atoms were determined by Bayes et al.¹ between 266 and 324 nm. In the wavelength range 303–306 nm, the Br atom quantum yield is unity within experimental error. At longer wavelengths, the quantum yield decreases to 0.76 at 324 nm. Bayes et al.¹ claim that the lower than unity quantum yield may be due to systematic errors in the recommended absorption cross sections used in their data analysis. Their Br atom quantum yields in the wavelength range 300 to 324 nm would be greater and would encompass unity within their state uncertainty with the cross section data from Papanastasiou et al. Support for a unity quantum yield at $\lambda > 300$ nm comes from theoretical calculations by Peterson and Francisco.⁶ At 266 nm, the Br atom quantum yield is 0.76 ± 0.03 , indicating that another photodissociation channel becomes important. Xu et al.⁸ measured atomic Br and molecular Br_2 by TOF mass spectrometry from bromoform photolysis at 234 and 267 nm and report evidence for the formation of $\text{CHBr} + \text{Br}_2$. Xu et al.⁸ report $\Phi(\text{Br}) = 0.74$ and $\Phi(\text{Br}_2) = 0.26$ for 234

nm photolysis and $\Phi(\text{Br}) = 0.84$ and $\Phi(\text{Br}_2) = 0.16$ for 267 nm photolysis. A Br atom quantum yield of unity for wavelengths >300 nm is recommended.

Table 4G-21. Recommended Absorption Cross Sections of CHBr_3 at 296 K

λ (nm)	$10^{20}\sigma$ (cm^2)	λ (nm)	$10^{20}\sigma$ (cm^2)	λ (nm)	$10^{20}\sigma$ (cm^2)
170	1603.8	236	323.9	302	0.526
172	1173.2	238	294.7	304	0.392
174	969.6	240	272.8	306	0.292
176	872.0	242	253.3	308	0.216
178	857.6	244	233.7	310	0.160
180	831.3	246	214.4	312	0.118
182	770.3	248	193.9	314	0.0874
184	683.3	250	174.1	316	0.0644
186	570.4	252	157.7	318	0.0475
188	470.8	254	136.1	320	0.0349
190	399.1	256	116.4	322	0.0257
192	360.2	258	98.6	324	0.0189
194	351.3	260	82.9	326	0.0139
196	366.1	262	69.7	328	0.0102
198	393.6	264	58.1	330	0.00754
200	416.4	266	48.0	332	0.00556
202	433.6	268	39.4	334	0.00411
204	440.6	270	32.0	336	0.00304
206	445.0	272	25.9	338	0.00225
208	451.4	274	20.7	340	0.00167
210	468.5	276	16.5	342	0.00124
212	493.4	278	13.1	344	0.000928
214	524.2	280	10.3	346	0.000694
216	553.5	282	8.04	348	0.000521
218	573.9	284	6.25	350	0.000393
220	582.6	286	4.83		
222	578.0	288	3.72		
224	557.8	290	2.85		
226	527.2	292	2.17		
228	486.8	294	1.64		
230	441.2	296	1.24		
232	397.4	298	0.936		
234	361.8	300	0.703		

Note:

170–258 nm: Gillotay et al.³

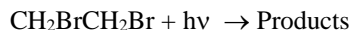
260–350 nm: Papanastasiou et al.⁵ parameterization

- (1) Bayes, K. D.; Toohey, D. W.; Friedl, R. R.; Sander, S. P. Measurements of quantum yields of bromine atoms in the photolysis of bromoform from 266 to 324 nm. *J. Geophys. Res.* **2003**, *108*, 4095, doi:10.29/2002JD002877.
- (2) Causley, G. C.; Russell, B. R. Vacuum ultraviolet absorption spectra of the bromomethanes. *J. Chem. Phys.* **1975**, *62*, 848-857.
- (3) Gillotay, D.; Jenouvrier, A.; Coquart, B.; Mérienne, M. F.; Simon, P. C. Ultraviolet absorption cross-sections of bromoform in the temperature range 295-240K. *Planet. Space Sci.* **1989**, *37*, 1127-1140.
- (4) Moortgat, G. K.; Meller, R.; Schneider, W. Temperature dependence (256-296K) of the absorption cross-sections of bromoform in the wavelength range 285-360 nm. In *The Tropospheric Chemistry of Ozone in the Polar Regions*; Niki, H., Becker, K. H., Eds.; Springer-Verlag: Berlin, 1993; pp 359-369.
- (5) Papanastasiou, D. K.; McKeen, S. A.; Burkholder, J. B. The very short-lived ozone depleting substance CHBr_3 (bromoform): revised UV absorption spectrum, atmospheric lifetime and ozone depletion potential. *Atmos. Chem. Phys.* **2014**, *14*, 3017-3025, doi:10.5194/acp-14-3017-2014.
- (6) Peterson, K. A.; Francisco, J. S. Should bromoform absorb at wavelengths longer than 300 nm? *J. Chem. Phys.* **2002**, *117*, 6103-6107, doi:10.1063/1.1502639.

- (7) Vatsa, R. K.; Volpp, H.-R. Absorption cross-sections for some atmospherically important molecules at the H atom Lyman- α wavelength (121.567 nm). *Chem. Phys. Lett.* **2001**, *340*, 289-295.
- (8) Xu, D.; Francisco, J. S.; Huang, J.; Jackson, W. M. Ultraviolet photodissociation of bromoform at 234 and 267 nm by means of ion velocity imaging. *J. Chem. Phys.* **2002**, *117*, 2578-2585, doi:10.1063/1.1491877.

G16. CH₂BrCH₂Br (1,2-dibromoethane)

[Back to Index](#)



(1)

(Recommendation: 02-25, Note: 10-6, Evaluated: 10-6)

Absorption Cross Sections: The absorption spectrum of CH₂BrCH₂Br, 1,2-dibromoethane, was measured at room temperature over the wavelength range 190–270 nm by Uthman et al.¹ Their data is recommended and listed in Table 4G-22.

Photolysis Quantum Yield and Product Studies: No recommendation.

Table 4G-22. Recommended Absorption Cross Sections of CH₂BrCH₂Br at 295 K

λ (nm)	$10^{20} \sigma$ (cm ²)	λ (nm)	$10^{20} \sigma$ (cm ²)	λ (nm)	$10^{20} \sigma$ (cm ²)
190	230	218	170	246	9.3
192	250	220	150	248	7.1
194	270	222	130	250	5.9
196	290	224	110	252	4.4
198	300	226	89	254	4.0
200	310	228	75	256	2.8
202	310	230	62	258	2.1
204	300	232	50	260	1.9
206	290	234	41	262	1.7
208	280	236	32	264	1.4
210	260	238	26	266	1.1
212	230	240	20	268	0.9
214	210	242	16	270	0.7
216	190	244	11		

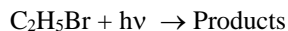
Note:

190–270 nm: Uthman et al.¹

- (1) Uthman, A. P.; Demlein, P. J.; Allston, T. D.; Withiam, M. C.; McClements, M. J.; Takacs, G. A. Photoabsorption spectra of gaseous methyl bromide, ethylene dibromide, nitrosyl bromide, thionyl chloride, and sulfuryl chloride. *J. Phys. Chem.* **1978**, *82*, 2252-2257.

G17. C₂H₅Br (bromoethane)

[Back to Index](#)



(1)

(Recommendation: 02-25, Note: 10-6, Evaluated: 10-6)

Absorption Cross Sections: The absorption spectrum of C₂H₅Br, bromoethane, was measured at 295 K over the wavelength range 200–260 nm by Zhang et al.² In this wavelength range the spectrum shows part of an absorption band with a maximum cross section of $\sim 6 \times 10^{-19}$ cm² at ~ 200 nm. The cross section at 200 nm reported by Porret and Goodeve¹ is $\sim 10\%$ less than in the Zhang et al. spectrum. The recommended absorption cross sections in Table 4G-23 are estimated from a figure in Zhang et al.²

Photolysis Quantum Yield and Product Studies: No recommendation.

Table 4G-23. Recommended Absorption Cross Sections of C₂H₅Br at 295 K

λ (nm)	$10^{20} \sigma$ (cm ²)
200	61
205	60
210	54
215	45
220	34
225	24
230	15
235	8.3
240	4.3
245	2.3
250	1.1
255	0.5
260	0.2

Note:

Zhang et al.², values read from logarithmic plot

- (1) Porret, D.; Goodeve, C. F. The continuous absorption spectra of alkyl iodides and alkyl bromides and their quantum interpretation. *Proc. Roy. Soc. Lond. A* **1938**, *165*, 31-42.
- (2) Zhang, L.; Fuss, W.; Kompa, K. L. Bond-selective photodissociation of CX (X = Br, I) in XC₂H₄C₂F₄X. *Chem. Phys.* **1990**, *144*, 289-297.

G18. COBr₂ (carbonyl dibromide, dibromophosgene)

[Back to Index](#)

COBr₂ + hv → Products

(1)

(Recommendation: 06-2, Note: 10-6, Evaluated: 10-6)

Absorption Cross Sections: The absorption spectrum of COBr₂, carbonyl dibromide (dibromophosgene), was measured at room temperature over the wavelength range 235–353 nm by Libuda et al.^{1,2} The spectrum exhibits monotonically decreasing absorption cross sections with increasing wavelength over this range. The recommended absorption cross sections in Table 4G-24 are the averages over 1 nm intervals of the spectrum reported at 0.6 nm intervals.

Photolysis Quantum Yield and Product Studies: No recommendation.

Table 4G-24. Recommended Absorption Cross Sections of COBr₂ at 298 K

λ (nm)	$10^{20} \sigma$ (cm ²)	λ (nm)	$10^{20} \sigma$ (cm ²)	λ (nm)	$10^{20} \sigma$ (cm ²)	λ (nm)	$10^{20} \sigma$ (cm ²)
240	58.3	263	20.9	286	4.50	309	0.301
241	56.5	264	19.9	287	4.13	310	0.260
242	55.3	265	18.8	288	3.73	311	0.230
243	54.1	266	17.9	289	3.38	312	0.204
244	52.3	267	17.0	290	3.09	313	0.178
245	50.6	268	16.1	291	2.81	314	0.159
246	48.8	269	15.2	292	2.58	315	0.143
247	47.1	270	14.4	293	2.32	316	0.127
248	45.2	271	13.6	294	2.07	317	0.114
249	43.2	272	12.8	295	1.82	318	0.0995
250	41.3	273	12.0	296	1.62	319	0.0892
251	39.5	274	11.4	297	1.42	320	0.0789
252	37.7	275	10.7	298	1.26	321	0.0694
253	35.7	276	9.98	299	1.11	322	0.0633
254	33.7	277	9.24	300	0.971	323	0.0578
255	32.0	278	8.56	301	0.858	324	0.0528
256	30.4	279	7.99	302	0.750	325	0.0499
257	28.9	280	7.44	303	0.661	326	0.0449

258	27.4	281	6.91	304	0.578	327	0.0397
259	26.0	282	6.35	305	0.501	328	0.0336
260	24.5	283	5.81	306	0.437	329	0.0296
261	23.3	284	5.34	307	0.386	330	0.0264
262	22.1	285	4.92	308	0.331	331	0.0229

Note:

Libuda et al.^{1,2}

- (1) Libuda, H. G. Spektroskopische und kinetische Untersuchungen an halogenierten Carbonylverbindungen von atmosphärischem Interesse. PhD-Thesis, University of Wuppertal, Germany, 1992.
- (2) Libuda, H. G.; Zabel, F.; Becker, K. H. "UV spectra of some organic chlorine and bromine compounds of atmospheric interest"; Kinetics and Mechanisms for the Reactions of Halogenated Organic Compounds in the Troposphere. STEP-HALOCSIDE/AFEAS WORKSHOP, 1991, Dublin, Ireland.

G19. COHBr (formyl bromide)

[Back to Index](#)

COHBr + hv → Products

(1)

(Recommendation: 06-2, Note: 10-6, Evaluated: 10-6)

Absorption Cross Sections: The absorption spectrum of COHBr, formyl bromide, was measured at room temperature over the wavelength range 240–340 nm by Libuda et al.^{1,2} The absorption spectrum exhibits a highly structured absorption band with a maximum near 268 nm. The recommended absorption cross sections in Table 4G-25 are averages over 1 nm intervals of the spectrum reported at 0.6 nm intervals.

Photolysis Quantum Yield and Product Studies: No recommendation.

Table 4G-25. Recommended Absorption Cross Sections of COHBr at 298 K

λ (nm)	$10^{20} \sigma$ (cm ²)	λ (nm)	$10^{20} \sigma$ (cm ²)	λ (nm)	$10^{20} \sigma$ (cm ²)	λ (nm)	$10^{20} \sigma$ (cm ²)
240	18.7	262	32.4	284	21.7	306	2.77
241	20.1	263	29.9	285	20.1	307	2.43
242	19.4	264	31.1	286	19.1	308	2.12
243	19.8	265	29.9	287	17.5	309	1.90
244	19.1	266	32.5	288	17.3	310	1.65
245	20.0	267	31.6	289	14.9	311	1.51
246	22.6	268	33.8	290	15.5	312	1.34
247	22.6	269	30.9	291	12.7	313	1.13
248	23.6	270	31.9	292	13.3	314	1.01
249	22.5	271	30.9	293	11.1	315	0.801
250	22.3	272	29.6	294	10.8	316	0.687
251	24.0	273	31.4	295	9.79	317	0.613
252	25.0	274	29.3	296	9.08	318	0.611
253	27.1	275	31.5	297	8.03	319	0.576
254	26.9	276	28.5	298	7.35	320	0.522
255	27.5	277	29.1	299	5.97	321	0.476
256	27.5	278	26.8	300	5.86	322	0.424
257	26.9	279	25.6	301	5.25	323	0.363
258	28.8	280	25.1	302	4.47	324	0.308
259	28.9	281	23.2	303	4.38		
260	31.9	282	23.8	304	3.53		
261	30.1	283	22.0	305	3.18		

Note:

Libuda²

- (1) Libuda, H. G. Spektroskopische und kinetische Untersuchungen an halogenierten Carbonylverbindungen von atmosphärischem Interesse. PhD-Thesis, University of Wuppertal, Germany, 1992.
- (2) Libuda, H. G.; Zabel, F.; Becker, K. H. "UV spectra of some organic chlorine and bromine compounds of atmospheric interest"; Kinetics and Mechanisms for the Reactions of Halogenated Organic Compounds in the Troposphere. STEP-HALOCSIDE/AFEAS WORKSHOP, 1991, Dublin, Ireland.

G20. CH₂ClBr (Halon-1011, chlorobromomethane)

[Back to Index](#)



(Recommendation: 02-25, Note: 10-6, Evaluated: 10-6)

Absorption Cross Sections: The UV absorption spectrum of CH₂ClBr, chlorobromomethane (Halon-1011), has been measured at room temperature by Cadman and Simons¹ (210–260 nm) and Orkin et al.³ (187–290 nm). The cross section data from Cadman and Simons,¹ reported in graphical form, are up to 20% less than the data from Orkin et al.³ The recommended absorption cross sections in Table 4G-26 are taken from Orkin et al.³

Photolysis Quantum Yield and Product Studies: Quantum yields for Br (²P_{3/2}) and Br* (²P_{1/2}) atom formation in the photolysis of CH₂ClBr at 193 and 242 nm and 248, 261.5, and 266.7 nm have been measured by Zou et al.⁴ and McGivern et al.,² respectively. The reported values are given here.

	193 nm	234 nm	248.5 nm	261.5 nm	266.7 nm
Φ(Br (² P _{3/2}))	0.82 ± 0.10	0.80 ± 0.10	0.86 ± 0.10	0.84 ± 0.10	0.91 ± 0.10
Φ(Br* (² P _{1/2}))	0.18 ± 0.10	0.20 ± 0.10	0.14 ± 0.10	0.16 ± 0.10	0.09 ± 0.10

Table 4G-26. Recommended Absorption Cross Sections of CH₂ClBr at 295 K

λ (nm)	10 ²⁰ σ (cm ²)	λ (nm)	10 ²⁰ σ (cm ²)	λ (nm)	10 ²⁰ σ (cm ²)
187	151.1	222	57.4	258	1.45
188	126.4	224	50.5	260	1.09
190	104.6	226	44.1	262	0.807
192	100.5	228	38.2	264	0.596
194	104.7	230	32.8	266	0.440
196	111.8	232	28.0	268	0.322
198	119.4	234	23.6	270	0.235
200	124.7	236	19.7	272	0.170
202	127.1	238	16.3	274	0.123
204	126.3	240	13.4	276	0.089
206	122.5	242	10.8	278	0.064
208	116.3	244	8.73	280	0.046
210	108.4	246	6.94	282	0.033
212	99.6	248	5.46	284	0.024
214	90.5	250	4.24	286	0.0178
216	81.5	252	3.29	288	0.0129
218	72.9	254	2.52	290	0.0098
220	64.8	256	1.92		

Note:

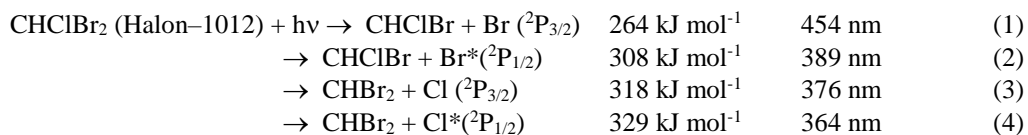
Orkin et al.³

- (1) Cadman, P.; Simons, J. P. Reactions of hot halomethyl radicals. *Trans. Faraday Soc.* **1966**, *62*, 631-641.
- (2) McGivern, W. S.; Li, R.; Zou, P.; North, S. W. Photodissociation dynamics of CH₂BrCl studied using resonance enhanced multiphoton ionization (REMPI) with time-of-flight mass spectrometry. *J. Chem. Phys.* **1999**, *111*, 5771-5779.
- (3) Orkin, V. L.; Khamaganov, V. G.; Guschin, A. G.; Huie, R. E.; Kurylo, M. J. Atmospheric fate of chlorobromomethane: Rate constant for the reaction with OH, UV spectrum, and water solubility. *J. Phys. Chem. A* **1997**, *101*, 174-178.

- (4) Zou, P.; McGivern, W. S.; North, S. W. Adiabatic and diabatic dynamics in the photodissociation of CH₂BrCl. *Phys. Chem. Chem. Phys.* **2000**, *2*, 3785-3790, doi:10.1039/b004349o.

G21. CHClBr₂ (Halon-1012, chlorodibromomethane)

[Back to Index](#)



(Recommendation: 06-2, Note: 10-6, Evaluated: 10-6)

Absorption Cross Sections: The UV absorption spectrum of CHClBr₂, chlorodibromomethane (Halon-1012), has been measured at room temperature by Ibuki et al.² (106–200 nm, presented graphically) and Taketani et al.⁵ (193.3 nm) and at 240, 261, and 296 K by Bilde et al.¹ (200–310 nm). Two overlapping absorption bands are apparent at wavelengths >200 nm with maxima near 206 nm and 240 nm. The peak cross sections of these bands at 240 K are approximately 10% greater than at room temperature. In the long wavelength tail of the spectrum, the cross sections decrease with decreasing temperature, the room temperature cross section at 270 nm being ~15% greater than at 240 K. The recommended absorption cross sections in Table 4G-27 are from Bilde et al.¹ (reported at 1 nm intervals). Taketani et al.⁵ reported a value of 304 × 10⁻²⁰ cm² molecule⁻¹ at 193.3 nm.

Photolysis Quantum Yield and Product Studies: Quantum yields for dissociation have been reported by Tzeng et al.⁶ (193 and 248 nm), McGivern et al.⁴ (248–268 nm), Zou et al.⁷ (193–242 nm), Lee et al.³ (234 nm), and Taketani et al.⁵ (193.3 nm). In the range 248–262 nm, CHClBr₂ undergoes C-Br bond rupture exclusively, whereas in the range 193–242 nm it dissociates predominantly via C-Br bond rupture with a minor contribution from C-Cl bond rupture. The relative quantum yield for ground state Br(²P_{3/2}) varies from 0.80 to 0.90 for photolysis in the range 193 to 267 nm.

Table 4G-27. Recommended Absorption Cross Sections of CHClBr₂ at 296 K

λ (nm)	10 ²⁰ σ (cm ²)	λ (nm)	10 ²⁰ σ (cm ²)	λ (nm)	10 ²⁰ σ (cm ²)
200	274.6	230	141.4	272	9.415
201	282.8	232	136.4	274	7.552
202	293.9	234	131.4	276	5.950
203	306.7	236	126.8	278	4.687
204	314.2	238	122.2	280	3.691
205	320.6	240	116.0	282	2.884
206	324.9	242	109.2	284	2.261
207	323.7	244	101.2	286	1.734
208	322.9	246	92.70	288	1.331
209	324.6	248	83.52	290	1.016
210	317.8	250	74.04	292	0.7907
211	306.2	252	64.83	294	0.6116
212	297.4	254	55.95	296	0.4583
214	279.4	256	47.67	298	0.3489
216	261.7	258	39.92	300	0.2692
218	234.9	260	33.35	302	0.2076
220	215.1	262	27.50	304	0.1588
222	199.1	264	22.50	306	0.1208
224	184.5	266	18.28	308	0.0945
226	165.3	268	14.78	310	0.0742
228	151.7	270	11.82		

Note:
Bilde et al.¹

- (1) Bilde, M.; Wallington, T. J.; Ferronato, G.; Orlando, J. J.; Tyndall, G. S.; Estupinan, E.; Haberkorn, S. Atmospheric chemistry of CH₂BrCl, CHBrCl₂, CHBr₂Cl, CF₃CHBrCl, and CBr₂Cl₂. *J. Phys. Chem. A* **1998**, *102*, 1976-1986, doi:10.1021/jp9733375.
- (2) Ibuki, T. Vacuum ultraviolet absorption spectra and photodissociative excitation of CHBr₂Cl and CHBrCl₂. *J. Chem. Phys.* **1992**, *96*, 8793-8798.
- (3) Lee, S.-H.; Jung, Y.-J.; Jung, K.-H. Photodissociation dynamics of CH₂BrCl at 234 nm. *Chem. Phys.* **2000**, *260*, 143-150.
- (4) McGivern, W. S.; Li, R.; Zou, P.; North, S. W. Photodissociation dynamics of CH₂BrCl studied using resonance enhanced multiphoton ionization (REMPI) with time-of-flight mass spectrometry. *J. Chem. Phys.* **1999**, *111*, 5771-5779.
- (5) Taketani, F.; Takahashi, K.; Matsumi, Y. Quantum yields for Cl(²P_y) atom formation from the photolysis of chlorofluorocarbons and chlorinated hydrocarbons at 193.3 nm. *J. Phys. Chem. A* **2005**, *109*, 2855-2860, doi:10.1021/jp044218+.
- (6) Tzeng, W. B.; Lee, Y. R.; Lin, S. M. Photodissociation of CH₂BrCl at 248 and 193 nm investigated by translational spectroscopy. *Chem. Phys. Lett.* **1994**, *227*, 467-471.
- (7) Zou, P.; McGivern, W. S.; North, S. W. Adiabatic and diabatic dynamics in the photodissociation of CH₂BrCl. *Phys. Chem. Chem. Phys.* **2000**, *2*, 3785-3790, doi:10.1039/b004349o.

G22. CHCl₂Br (Halon-1021, dichlorobromomethane)

[Back to Index](#)



(Recommendation: 02-25, Note: 10-6, Evaluated: 10-6)

Absorption Cross Sections: The absorption spectrum of CHCl₂Br, dichlorobromomethane (Halon-1021), has been measured at room temperature by Ibuki³ (106–200 nm, presented graphically), Cadman and Simons² (201–270 nm, presented graphically), and Bilde et al.¹ (200–320 nm). Cadman and Simons² cross section data agree to within 15% with the room temperature cross section results from Bilde et al.,¹ however, the absorption maximum is shifted to lower wavelengths. The recommended absorption cross sections in Table 4G-28 are taken from Bilde et al.¹

Bilde et al.¹ (200–320 nm) reported absorption spectrum measurements at 253, 273, and 298 K. A decrease of the absorption cross sections with decreasing temperature was observed over the entire wavelength range of their measurements. The cross section at 220 nm is ~6% lower at 253 K than at room temperature. A stronger temperature dependence was observed at longer wavelengths, the room temperature cross section at 320 nm being about four times larger than at 253 K.

Photolysis Quantum Yield and Product Studies: No recommendation.

Table 4G-28. Recommended Absorption Cross Sections of CHCl₂Br at 298 K

λ (nm)	10 ²⁰ σ (cm ²)	λ (nm)	10 ²⁰ σ (cm ²)	λ (nm)	10 ²⁰ σ (cm ²)
200	115.0	230	58.1	276	1.63
202	93.8	232	54.6	278	1.32
204	81.1	234	50.0	280	1.07
206	73.6	236	45.8	282	0.865
208	69.0	238	41.6	284	0.694
209	69.8	240	37.3	286	0.573
210	68.8	242	33.0	288	0.454
211	67.4	244	29.3	290	0.384
212	68.4	246	25.8	292	0.317
213	70.0	248	22.2	294	0.265
214	70.1	250	19.2	296	0.217
215	70.2	252	16.5	298	0.176
216	71.1	254	13.6	300	0.146
217	71.0	256	11.5	302	0.118
218	70.7	258	9.75	304	0.0962
219	71.3	260	8.19	306	0.0761
220	71.6	262	6.82	308	0.0617
221	70.6	264	5.61	310	0.0496

222	69.3	266	4.68	312	0.0395
223	68.7	268	3.74	314	0.0317
224	68.2	270	3.01	316	0.0259
226	65.2	272	2.48	318	0.0210
228	62.2	274	2.02	320	0.0171

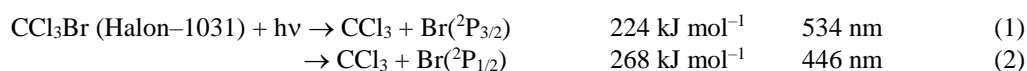
Note:

Bilde et al.¹

- (1) Bilde, M.; Wallington, T. J.; Ferronato, G.; Orlando, J. J.; Tyndall, G. S.; Estupinan, E.; Haberkorn, S. Atmospheric chemistry of CH₂BrCl, CHBrCl₂, CHBr₂Cl, CF₃CHBrCl, and CBr₂Cl₂. *J. Phys. Chem. A* **1998**, *102*, 1976-1986, doi:10.1021/jp9733375.
- (2) Cadman, P.; Simons, J. P. Reactions of hot halomethyl radicals. *Trans. Faraday Soc.* **1966**, *62*, 631-641.
- (3) Ibuki, T. Vacuum ultraviolet absorption spectra and photodissociative excitation of CHBr₂Cl and CHBrCl₂. *J. Chem. Phys.* **1992**, *96*, 8793-8798.

G23. CCl₃Br (Halon-1031, trichlorobromomethane)

[Back to Index](#)



(Recommendation: 02-25, Note: 10-6, Evaluated: 10-6)

Absorption Cross Sections: The UV absorption spectrum of CCl₃Br, trichlorobromomethane (Halon-1031), has been measured at room temperature by Cadman and Simons¹ (207–305 nm), Sidebottom et al.⁶ (365 nm), Roxlo and Mandl⁴ (170–230 nm), Ibuki et al.² (105–198 nm), and Seccombe et al.⁵ (50–200 nm). The absorption spectrum has a strong absorption band between 170 and 220 nm with the maximum near 185 nm and $\sigma \approx (1.1\text{--}1.4) \times 10^{-17} \text{ cm}^2 \text{ molecule}^{-1}$ with a shoulder in the range 220–305 nm. The recommended absorption cross sections in Table 4G-29 for the wavelength region 235–305 nm have been read at 5 nm intervals from a figure in the paper of Cadman and Simons¹ and the value for 365 nm was reported Sidebottom et al.⁶

Photolysis Quantum Yield and Product Studies: Product quantum yields were studied at 365 nm by Sidebottom et al.⁶ They report evidence that Br + CCl₃ are the primary products and the yields are pressure and temperature dependent. Quantum yields for Br*({}^2P_{1/2}) atom formation in the photolysis at 234 and 265 nm were reported to be 0.31 ± 0.01 and 0.68 ± 0.02 , respectively, by Jung et al.³

Table 4G-29. Recommended Absorption Cross Sections of CCl₃Br at 298 K

λ (nm)	$10^{20} \sigma$ (cm ²)
235	50
240	50
245	49
250	48
255	46
260	42
265	34
270	19
275	11
280	7.2
285	5.0
290	3.3
295	2.2
300	1.4
305	1.0
365	0.0077

Note:

235–305 nm: Cadman and Simons¹

365 nm: Sidebottom et al.⁶

- (1) Cadman, P.; Simons, J. P. Reactions of hot halomethyl radicals. *Trans. Faraday Soc.* **1966**, *62*, 631-641.
- (2) Ibuki, T.; Takahashi, N.; Hiraya, A.; Shobatake, K. $\text{CCl}_2(\tilde{\text{A}}^1\text{B}_1)$ radical formation in VUV photolyses of CCl_4 and CBrCl_3 . *J. Chem. Phys.* **1986**, *85*, 5717-5722, doi:10.1063/1.451532.
- (3) Jung, Y.-J.; Park, M. S.; Kim, Y. S.; Jung, K.-H.; Volpp, H.-R. Photodissociation of CBrCl_3 at 234 and 265 nm: Evidence of the curve crossing. *J. Chem. Phys.* **1999**, *111*, 4005-4012.
- (4) Roxlo, C.; Mandl, A. Vacuum ultraviolet absorption cross sections for halogen containing molecules. *J. Appl. Phys.* **1980**, *51*, 2969-2972.
- (5) Seccombe, D. P.; Tuckett, R. P.; Baumgärtel, H.; Jochims, H. W. Vacuum-UV fluorescence spectroscopy of CCl_3F , CCl_3H and CCl_3Br in the range 8–30 eV. *Phys. Chem. Chem. Phys.* **1999**, *1*, 773-782.
- (6) Sidebottom, H. W.; Tedder, J. M.; Walton, J. C. Photolysis of bromotrichloromethane. *Trans. Faraday Soc.* **1969**, *65*, 755-762.

G24. CHF_2Br (Halon-1201, difluorobromomethane)

[Back to Index](#)



(Recommendation: 02-25, Note: 10-6, Evaluated: 10-6)

Absorption Cross Sections: The UV absorption spectrum of CHF_2Br , difluorobromomethane (Halon-1201), has been measured at room temperature by Davidson¹ (207–255 nm), Talukdar et al.⁴ (190–280 nm), Gillotay et al.² (166–267 nm), and Orkin and Kasimovskaya³ (190–280 nm). Gillotay et al.² carried out measurements at 210–295 K over the wavelength range 166–267 nm and report smoothed calculated cross sections for 210, 230, 250, 270, and 295 K. The results of Davidson,¹ Orkin and Kasimovskaya,³ and Gillotay et al.² are in excellent agreement at wavelengths <240 nm. The values from Gillotay et al.² are increasingly smaller (by up to about 40% at 260 nm) and those of Davidson¹ are smaller (by up to about 30% at 250 nm) than the values reported by Orkin and Kasimovskaya.³ The results of Talukdar et al.,⁴ who report a spectrum in graphical form with extrapolated values out to 360 nm, appear to be in agreement with the results of Orkin and Kasimovskaya.³ The recommended absorption cross sections in Table 4G-30 are the values from Gillotay et al.² at the centers of the 500 cm^{-1} intervals between 168 and 188 nm and the values from Orkin and Kasimovskaya³ in the region 190–280 nm.

An increase in the absorption cross sections around the absorption peak (168–215 nm) and a decrease at wavelengths >215 nm with decreasing temperature (295–210 K) was reported by Gillotay et al.²

Photolysis Quantum Yield and Product Studies: No recommendation.

Table 4G-30. Recommended Absorption Cross Sections of CHF_2Br at 298 K

λ (nm)	$10^{20} \sigma$ (cm^2)	λ (nm)	$10^{20} \sigma$ (cm^2)	λ (nm)	$10^{20} \sigma$ (cm^2)
168.10	3.97	206	23.2	246	0.299
170.95	8.21	208	21.2	248	0.220
173.15	12.5	210	19.0	250	0.161
174.65	15.6	212	16.8	252	0.117
176.20	18.8	214	14.6	254	0.0849
177.80	21.9	216	12.6	256	0.0615
179.40	24.5	218	10.6	258	0.0444
181.00	26.6	220	8.85	260	0.0319
182.65	28.3	222	7.25	262	0.0230
184.35	29.6	224	5.88	264	0.0166
186.05	30.6	226	4.71	266	0.0121
187.80	31.4	228	3.73	268	0.0087
190	32.5	230	2.91	270	0.0063
192	32.4	232	2.24	272	0.0046
194	31.8	234	1.71	274	0.0034
196	31.0	236	1.30	276	0.0024
198	29.9	238	0.982	278	0.0018
200	28.6	240	0.735	280	0.0012
202	27.0	242	0.547		

204	25.2	244	0.405		
-----	------	-----	-------	--	--

Note:

168–188 nm: Gillotay et al.²

190–280 nm: Orkin and Kasimovskaya³

- (1) Davidson, N. The ultraviolet absorption spectra and the refractive indices of some fluorobromomethanes. *J. Am. Chem. Soc.* **1951**, *73*, 467-468, doi:10.1021/ja01145a506.
- (2) Gillotay, D.; Simon, P. C.; Dierickx, L. Temperature dependence of ultraviolet absorption cross-sections of brominated methanes and ethanes. *Aeronomica Acta* **1988**, *A335*, 1-25.
- (3) Orkin, V. L.; Kasimovskaya, E. E. Ultraviolet absorption spectra of some Br-containing haloalkenes. *J. Atmos. Chem.* **1995**, *21*, 1-11.
- (4) Talukdar, R.; Mellouki, A.; Gierczak, T.; Burkholder, J. B.; McKeen, S. A.; Ravishankara, A. R. Atmospheric lifetime of CHF₂Br, a proposed substitute for halons. *Science* **1991**, *252*, 693-695.

G25. CF₂Br₂ (Halon-1202, difluorodibromomethane)

[Back to Index](#)



(Recommendation: 15-10, Note: 15-10, Evaluated: 15-10)

Absorption Cross Sections: The UV absorption spectrum of CF₂Br₂, difluorodibromomethane (Halon-1202), has been measured at room temperature by Davidson² (215–290 nm), Walton¹⁵ (200–310 nm), Molina et al.⁸ (190–340 nm), Orkin and Kasimovskaya⁹ (190–320 nm), Gillotay and Simon⁴ (170–304 nm), Burkholder et al.¹ (190–320 nm), and Papanastasiou et al.¹⁰ (300–350 nm). The study by Papanastasiou et al. reported absorption cross section data in the long wavelength region that were corrected for Rayleigh scattering, which is most important at the longest wavelengths. The room temperature cross section data, except those of Walton,¹⁵ are in good agreement, better than 10%, over the wavelength range 190–300 nm. At the absorption maximum near 226 nm, the data of Davidson² and Molina et al.⁸ are the highest and lowest, respectively. At wavelengths >300 nm, the values from Orkin and Kasimovskaya,⁹ Burkholder et al.,¹ and Papanastasiou et al. agree to within 15%, whereas those of Molina et al.⁸ are larger with the difference increasing with increasing wavelength, up to ~200% at 320 nm and ~660% at 340 nm. The recommended absorption cross sections in Table 4G-31 are the values from Gillotay and Simon⁴ in the region 170–188 nm, the mean of the values reported by Gillotay and Simon,⁴ Orkin and Kasimovskaya,⁹ and Burkholder et al.¹ for the wavelength range 190–264 nm, and for the wavelength range 266–350 nm from the parameterization given by Papanastasiou et al. (see below). Uncertainty factors (2σ) for the room temperature absorption cross sections are estimated to be 1.05 for the wavelength range 180 to 230 nm, 1.1 for the wavelength range 230 to 280 nm, and 1.2 for wavelengths in the range 280 to 350 nm. The uncertainty factors encompass the range of the data used to develop the recommendation.

The VUV absorption spectrum at room temperature has been measured Doucet et al.³ (60–220 nm) and Seccombe et al.¹¹ (55–175 nm). The reported spectra show some systematic discrepancies in their wavelength dependence, although the two studies are in reasonable agreement at Lyman-α, 121.567 nm. The high-resolution σ(Lyman-α, 298 K) measurement of Seccombe et al., 10 × 10⁻¹⁷ cm² molecule⁻¹, is recommended with an uncertainty factor of 1.5 (2σ).

The absorption spectrum temperature dependence was measured by Gillotay and Simon⁴ (170–304 nm) over the range 210–295 K, Burkholder et al.¹ (190–320 nm) over the range 210–296 K, and Papanastasiou et al. (300–325 nm) over the range 210–296 K. The absorption cross sections increase at the absorption peaks, near 190 and 225 nm, and decrease at wavelengths >240 nm and <177 nm with decreasing temperature. Gillotay and Simon⁴ observed a systematic temperature behavior with an increase in the peak cross section at ~225 nm of ~9 × 10⁻²⁰ cm² molecule⁻¹ per 20 K decrease in temperature. Burkholder et al.¹ observed a less pronounced temperature behavior below 250 K with the peak cross section at 210 K that is 5% lower than that observed by Gillotay and Simon⁴ (the room temperature cross sections from these two studies are nearly identical). Different empirical parameterizations for the temperature dependence of the absorption cross section were proposed. Gillotay and Simon⁴ used a polynomial expansion

$$\log_{10} \sigma(\lambda, T) = \sum A_n \lambda^n + (T-273) \times \sum B_n \lambda^n$$

and report calculated values for 210, 230, 250, 270, and 295 K. The A_n and B_n parameters, which are valid for the wavelength range 222–304 nm and temperature range 210–300 K are as follows. This parameterization is recommended for wavelengths in the range 222 nm < λ < 266 nm.

$$\begin{array}{ll}
A_0 = -206.2 & B_0 = 1.0460 \times 10^{-1} \\
A_1 = 2.3726 & B_1 = -1.4124 \times 10^{-3} \\
A_2 = -1.0527 \times 10^{-2} & B_2 = 6.9015 \times 10^{-6} \\
A_3 = 1.9239 \times 10^{-5} & B_3 = -1.5164 \times 10^{-8} \\
A_4 = -1.2242 \times 10^{-8} & B_4 = 1.3990 \times 10^{-11}
\end{array}$$

Burkholder et al.¹ used the expression

$$\ln \sigma(\lambda, T) = (\sum A_i (\lambda - 268.7998)^i) (1 + (296 - T) \sum B_i (\lambda - 268.7998)^i)$$

and reported the following A_i and B_i parameters for the wavelength range 235–260 nm and temperature range 210–296 K.

$$\begin{array}{ll}
A_0 = -44.42756 & B_0 = 1.481886 \times 10^{-4} \\
A_1 = -1.464955 \times 10^{-1} & B_1 = 6.77182 \times 10^{-6} \\
A_2 = -5.692188 \times 10^{-4} & B_2 = 1.154347 \times 10^{-7} \\
A_3 = 1.155366 \times 10^{-5} & B_3 = -2.77145 \times 10^{-11} \\
A_4 = -1.399502 \times 10^{-7} & B_4 = -6.619515 \times 10^{-11}
\end{array}$$

Burkholder et al.¹ also report a parameterization for cross sections extrapolated out to 400 nm

$$\ln \sigma(\lambda, T) = (\sum A_i (\lambda - 301.0104)^i) (1 + (296 - T) \sum B_i (\lambda - 301.0104)^i)$$

with the following parameters.

$$\begin{array}{ll}
A_0 = -49.50456 & B_0 = 3.616315 \times 10^{-4} \\
A_1 = -1.633525 \times 10^{-1} & B_1 = 5.534952 \times 10^{-6} \\
A_2 = 5.170758 \times 10^{-6} & B_2 = -1.997903 \times 10^{-8} \\
A_3 = 4.332654 \times 10^{-6} & B_3 = -9.234512 \times 10^{-11} \\
A_4 = -3.899051 \times 10^{-8} & B_4 = 1.776346 \times 10^{-12}
\end{array}$$

Note: In the Burkholder et al.¹ paper, the parameterization equation is written in terms of $\log_{10}(\sigma(\lambda, T))$ but the correct expression should be given in terms of $\ln(\sigma(\lambda, T))$, as given here.

The recommended spectrum parameterization for wavelengths >264 nm is taken from the Papanastasiou et al. study, which accounted for Rayleigh scattering that was significant for wavelengths >300 nm. They used the same empirical expression used in the Burkholder et al. study

$$\ln(\sigma(\lambda, T)) = \sum_i A_i (\lambda - \bar{\lambda})^i \times \left[1 + (296 - T) \sum_i B_i (\lambda - \bar{\lambda})^i \right]$$

to parameterize the spectrum for wavelengths ≥ 260 nm and temperatures between 210 and 298 K using a combination of their cross section data and the data from Burkholder et al. The parameters are given below.

$\bar{\lambda} = 287.861$		
i	A_i	B_i
0	-47.4178	0.0003173
1	-0.1567273	1.2323×10^{-5}
2	-2.624376×10^{-4}	2.68×10^{-8}
3	-6.78412×10^{-6}	-5.28×10^{-9}
4	1.261478×10^{-7}	6.99×10^{-11}

Photolysis Quantum Yield and Product Studies: The quantum yield for formation of CF_2O and Br_2 in the photolysis of CF_2Br_2 at 206, 248, and 302 nm in the presence of O_2 has been measured to be unity, independent of pressure, by Molina and Molina.⁷ This is in contrast to an earlier report by Walton¹⁵ that the quantum yield at 265 nm decreases from unity when the system pressure is raised to 50 Torr of CO_2 . Quantum yields for Br atom formation of $\Phi(\text{Br}) = 1.96 \pm 0.27$, 1.63 ± 0.19 , and 1.01 ± 0.15 , in the photodissociation of CF_2Br_2 at 193, 222, and 248 nm, respectively, were reported by Talukdar et al.¹³ A quantum yield for CF_2 formation, $\Phi(\text{CF}_2) = 1.15 \pm 0.30$, in the 193 nm photolysis was reported by Talukdar et al.¹² The transient CF_2Br radical was detected by molecular beam⁶ and spectroscopic studies^{5,14} during photolysis at 248 nm and confirm that the C-Br bond is broken.

Table 4G-31. Recommended Absorption Cross Sections of CF₂Br₂ at 296 K

λ (nm)	$10^{20} \sigma$ (cm ²)	λ (nm)	$10^{20} \sigma$ (cm ²)	λ (nm)	$10^{20} \sigma$ (cm ²)
170	124.5	232	230.2	294	0.0964
172	78.1	234	211.9	296	0.0698
174	55.3	236	191.6	298	0.0504
176	49.5	238	169.3	300	0.0363
178	60.3	240	147.3	302	0.0260
180	75.0	242	125.8	304	0.0186
182	86.6	244	106.0	306	0.0133
184	100.9	246	87.8	308	0.00943
186	111.8	248	72.0	310	0.00668
188	118.0	250	58.3	312	0.00472
190	115.9	252	46.5	314	0.00333
192	110.3	254	36.8	316	0.00234
194	101.6	256	28.9	318	0.00164
196	91.4	258	22.4	320	0.00115
198	82.1	260	17.3	322	0.000808
200	74.9	262	13.1	324	0.000565
202	71.7	264	9.90	326	0.000396
204	73.4	266	7.65	328	0.000277
206	80.7	268	5.56	330	0.000194
208	93.0	270	4.06	332	0.000136
210	110.0	272	2.97	334	0.0000960
212	131.0	274	2.18	336	0.0000678
214	154.9	276	1.60	338	0.0000481
216	180.4	278	1.18	340	0.0000343
218	204.7	280	0.864	342	0.0000246
220	226.0	282	0.634	344	0.0000178
222	244.2	284	0.466	346	0.0000129
224	253.3	286	0.341	348	0.00000948
226	256.8	288	0.252	350	0.00000703
228	253.4	290	0.182		
230	244.7	292	0.133		

Note:

170–188 nm: Gillotay and Simon⁴

190–264 nm: mean of data from Gillotay and Simon,⁴ Orkin and Kasimovskaya,⁹ and Burkholder et al.¹

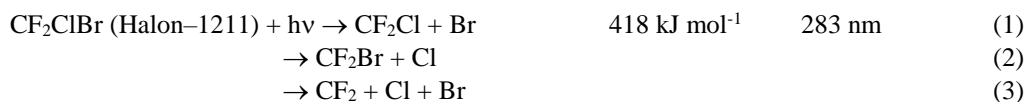
266–350 nm: Papanastasiou et al.¹⁰ parameterization

- (1) Burkholder, J. B.; Wilson, R. R.; Gierczak, T.; Talukdar, R.; McKeen, S. A.; Orlando, J. J.; Vaghjiani, G. L.; Ravishankara, A. R. Atmospheric fate of CF₃Br, CF₂Br₂, CF₂ClBr, and CF₂BrCF₂Br. *J. Geophys. Res.* **1991**, *96*, 5025-5043.
- (2) Davidson, N. The ultraviolet absorption spectra and the refractive indices of some fluorobromomethanes. *J. Am. Chem. Soc.* **1951**, *73*, 467-468, doi:10.1021/ja01145a506.
- (3) Doucet, J.; Gilbert, R.; Sauvageau, P.; Sandorfy, C. Photoelectron and far-ultraviolet spectra of CF₃Br, CF₂BrCl, and CF₂Br₂. *J. Chem. Phys.* **1975**, *62*, 366-369.
- (4) Gillotay, D.; Simon, P. C. Ultraviolet absorption spectrum of trifluoro-bromo-methane, difluoro-dibromo-methane and difluoro-bromo-chloro-methane in the vapor phase. *J. Atmos. Chem.* **1989**, *8*, 41-62.
- (5) Gosnell, T. R.; Taylor, A. J.; Lyman, J. L. Ultrafast absorption spectroscopy of photodissociated CF₂Br₂: Details of the reaction mechanism and evidence for anomalously slow intramolecular vibrational redistribution within the CF₂Br intermediate. *J. Chem. Phys.* **1991**, *94*, 5949-5953.
- (6) Krajnovich, D.; Zhang, Z.; Butler, L.; Lee, Y. T. Photodissociation of CF₂Br₂ at 248 nm by the molecular beam method. *J. Phys. Chem.* **1984**, *88*, 4561-4566.
- (7) Molina, L. T.; Molina, M. J. Quantum yields for the photodissociation of CBr₂F₂ in the 200-300-nm region. *J. Phys. Chem.* **1983**, *87*, 1306-1308, doi:10.1021/j100231a008.

- (8) Molina, L. T.; Molina, M. J.; Rowland, F. S. Ultraviolet absorption cross sections of several brominated methanes and ethanes of atmospheric interest. *J. Phys. Chem.* **1982**, *86*, 2672-2676, doi:10.1021/j100211a023.
- (9) Orkin, V. L.; Kasimovskaya, E. E. Ultraviolet absorption spectra of some Br-containing haloalkenes. *J. Atmos. Chem.* **1995**, *21*, 1-11.
- (10) Papanastasiou, D. K.; Rontu Carlon, N.; Neuman, J. A.; Fleming, E. L.; Jackman, C. H.; Burkholder, J. B. Revised UV absorption spectra, ozone depletion potentials, and global warming potentials for the ozone-depleting substances CF₂Br₂, CF₂ClBr, and CF₂BrCF₂Br. *Geophys. Res. Lett.* **2013**, *40*, doi:10.1002/GRL.50121.
- (11) Secombe, D. P.; Chim, R. Y. L.; Tuckett, R. P.; Jochims, H. W.; Baumgärtel, H. Vacuum-ultraviolet absorption and fluorescence spectroscopy of CF₂H₂, CF₂Cl₂, and CF₂Br₂ in the range 8–22 eV. *J. Chem. Phys.* **2001**, *114*, 4058-4073, doi:10.1063/1.1344888.
- (12) Talukdar, R. K.; Hunter, M.; Warren, R. F.; Burkholder, J. B.; Ravishankara, A. R. UV laser photodissociation of CF₂ClBr and CF₂Br₂ at 298 K: quantum yields of Cl, Br, and CF₂. *Chem. Phys. Lett.* **1996**, *262*, 669-674.
- (13) Talukdar, R. K.; Vashjiani, G. L.; Ravishankara, A. R. Photodissociation of bromocarbons at 193, 222, and 248 nm: Quantum yields of Br atom at 298 K. *J. Chem. Phys.* **1992**, *96*, 8194-8201.
- (14) Vatsa, R. K.; Kumar, A.; Naik, P. D.; Rama Rao, K. V. S.; Mittal, J. P. UV absorption spectrum and decay kinetics of CF₂Br in CO₂ laser-induced photodissociation of CF₂Br₂. *Chem. Phys. Lett.* **1993**, *207*, 75-80.
- (15) Walton, J. C. Photolysis of dibromodifluoromethane at 265 nm. *J. Chem. Soc. Faraday Trans.* **1972**, *68*, 1559-1565.

G26. CF₂ClBr (Halon-1211, difluorochlorobromomethane)

[Back to Index](#)



(Recommendation: 15-10, Note: 15-10, Evaluated: 15-10)

Absorption Cross Sections: The UV absorption spectrum of CF₂ClBr, difluorochlorobromomethane (Halon-1211), has been measured at room temperature by Giolando et al.⁴ (191–307 nm), Molina et al.⁵ (190–330 nm), Orkin and Kasimovskaya⁶ (190–304 nm), Gillotay and Simon³ (170–302 nm), Burkholder et al.¹ (190–320 nm), and Papanastasiou et al.⁷ (300–335 nm). The most recent study by Papanastasiou et al. reported absorption cross section data in the long wavelength region that were corrected for Rayleigh scattering, which is most important at the longest wavelengths. The agreement between the room temperature cross section data of Orkin and Kasimovskaya,⁶ Gillotay and Simon,³ and Burkholder et al.¹ is very good, to within 10%, over the range 190–240 nm and to within 3% at the spectrum maximum near 205 nm. The data from Gillotay and Simon³ near the absorption maximum differs from the other observations by ~10%. Molina et al.⁵ reported values in the range 190–240 nm that are lower by 10–20% than the other data. The few data points of Giolando et al.⁴ agree well with the absorption spectra reported by Orkin and Kasimovskaya,⁶ Gillotay and Simon,³ and Burkholder et al.¹ The differences between the various data sets are greatest at the longer wavelengths. The recommended absorption cross sections in Table 4G-32 are the values of Gillotay and Simon³ in the region 170–188 nm, the mean of the values reported by Molina et al.,⁵ Gillotay and Simon,³ Burkholder et al.,¹ and Orkin and Kasimovskaya⁶ in the region 190–298 nm, the spectrum parameterization from Papanastasiou et al. for the region 300 to 350 nm (see below) (values ≥336 nm are an extrapolation beyond the range of the experimental data). The uncertainty factor for the room temperature spectrum is 1.15 (2σ) for the range of data given in Table 4G-32, which encompasses the full range of the experimental data at wavelengths <300 nm as well as the data from Papanastasiou et al. at longer wavelengths.

The VUV absorption spectrum at room temperature was measured by Doucet et al.² (60–220 nm). A recommended Lyman-α cross section of $7.75 \times 10^{-17} \text{ cm}^2 \text{ molecule}^{-1}$ was obtained from the two reported spectra by these authors. An uncertainty factor of 1.5 (2σ) is assigned, primarily due to the fact that there is only a single study available.

The temperature dependence of the absorption spectrum has been measured by Gillotay and Simon³ (210–296 K, 170–302 nm), Burkholder et al.¹ (210–296 K, 190–320 nm), and Papanastasiou et al. (210–296 K, 300–335 nm). The absorption cross sections increase near the peak, 204–206 nm, and decrease at wavelengths >233 nm and <180 nm with decreasing temperature. Gillotay and Simon³ observed a systematic temperature dependence with an increase in the peak cross section by $\sim 5 \times 10^{-20} \text{ cm}^2 \text{ molecule}^{-1}$ per 20 K decrease in temperature. Burkholder et al.¹ reported a less pronounced temperature dependence with the peak cross

section at 210 K being 15% less than reported Gillotay and Simon³ (the room temperature cross sections from these two studies agree to within 4%). Different empirical parameterizations for the temperature dependence of the absorption cross section have been used. Gillotay and Simon³ used a polynomial expansion

$$\log_{10} \sigma(\lambda, T) = \sum A_n \lambda^n + (T-273) \times \sum B_n \lambda^n$$

and report calculated cross sections for 210, 230, 250, 270, and 295 K. The A_n and B_n parameters, which are valid for the wavelength range 200–302 nm and temperature range 210–300 K, are given below.

$$\begin{array}{ll} A_0 = -134.80 & B_0 = 3.3070 \times 10^{-1} \\ A_1 = 1.7084 & B_1 = -5.0957 \times 10^{-3} \\ A_2 = -9.1540 \times 10^{-3} & B_2 = 2.9361 \times 10^{-5} \\ A_3 = 2.1644 \times 10^{-5} & B_3 = -7.6198 \times 10^{-8} \\ A_4 = -1.9863 \times 10^{-8} & B_4 = 7.6825 \times 10^{-11} \end{array}$$

Burkholder et al.¹ parameterized their data using the expression

$$\ln \sigma(\lambda, T) = (\sum A_i (\lambda - 259.8989)^i) (1 + (296 - T) \sum B_i (\lambda - 259.8989)^i)$$

and report the following A_i and B_i parameters valid for the wavelength range 220–260 nm and temperature range 210–296 K.

$$\begin{array}{ll} A_0 = -45.4087 & B_0 = 1.528905 \times 10^{-4} \\ A_1 = -1.304811 \times 10^{-1} & B_1 = 6.024833 \times 10^{-6} \\ A_2 = -6.995443 \times 10^{-4} & B_2 = 1.030995 \times 10^{-7} \\ A_3 = 6.159709 \times 10^{-6} & B_3 = -6.387931 \times 10^{-11} \\ A_4 = -9.384074 \times 10^{-9} & B_4 = -3.718503 \times 10^{-11} \end{array}$$

Burkholder et al.¹ also report a parameterization for cross sections extrapolated to 400 nm

$$\ln \sigma(\lambda, T) = (\sum A_i (\lambda - 292.2083)^i) (1 + (296 - T) \sum B_i (\lambda - 292.2083)^i)$$

with the following parameters.

$$\begin{array}{ll} A_0 = -50.15428 & B_0 = 3.778659 \times 10^{-4} \\ A_1 = -1.547025 \times 10^{-1} & B_1 = 6.338322 \times 10^{-6} \\ A_2 = -9.551083 \times 10^{-5} & B_2 = -1.294407 \times 10^{-8} \\ A_3 = 4.076334 \times 10^{-6} & B_3 = -2.430137 \times 10^{-10} \\ A_4 = -2.747685 \times 10^{-8} & B_4 = 2.234599 \times 10^{-12} \end{array}$$

Note: Errors in the Burkholder et al.¹ paper are corrected here.

The recommended spectrum parameterization for wavelengths >298 nm is taken from the Papanastasiou et al. study, which accounted for Rayleigh scattering that was significant for wavelengths >290 nm. They used the same empirical expression used in the Burkholder et al. study

$$\ln(\sigma(\lambda, T)) = \sum_i A_i (\lambda - \bar{\lambda})^i \times \left[1 + (296 - T) \sum_i B_i (\lambda - \bar{\lambda})^i \right]$$

to parameterize the spectrum for wavelengths ≥ 260 nm and temperatures between 210 and 298 K using a combination of their cross section data and the data from Burkholder et al. The parameters are given below.

$\bar{\lambda} = 280.376$		
i	A_i	B_i
0	-48.3578	0.0002989
1	-0.1547325	8.5306×10^{-6}
2	-4.966942×10^{-4}	4.26×10^{-8}
3	1.56338×10^{-6}	-1.84×10^{-9}
4	3.664034×10^{-8}	1.284×10^{-11}

Photolysis Quantum Yield and Product Studies: Quantum yields for Cl and Br atom formation in the photodissociation of CF₂ClBr at 193, 222, and 248 nm, $\Phi(\text{Cl}) = 1.03 \pm 0.14$, 0.27 ± 0.04 , and 0.18 ± 0.03 , $\Phi(\text{Br}) = 1.04 \pm 0.13$, 0.86 ± 0.11 , and 0.75 ± 0.13 , respectively, and a quantum yield for CF₂ formation in the 193 nm photolysis, $\Phi(\text{CF}_2) = 0.91 \pm 0.30$, were reported by Talukdar et al.⁸

Table 4G-32. Recommended Absorption Cross Sections of CF₂ClBr at 298 K

λ (nm)	$10^{20} \sigma$ (cm ²)	λ (nm)	$10^{20} \sigma$ (cm ²)	λ (nm)	$10^{20} \sigma$ (cm ²)
170	323.0	232	33.8	294	0.0106
172	234.2	234	28.8	296	0.00764
174	176.0	236	24.4	298	0.00544
176	120.9	238	20.4	300	0.00402
178	84.7	240	16.9	302	0.00285
180	58.1	242	13.9	304	0.00202
182	41.9	244	11.4	306	0.00142
184	35.0	246	9.28	308	0.00100
186	34.1	248	7.50	310	0.000705
188	38.9	250	5.99	312	0.000495
190	46.1	252	4.76	314	0.000348
192	57.0	254	3.76	316	0.000244
194	69.1	256	2.94	318	0.000171
196	81.4	258	2.29	320	0.000120
198	93.5	260	1.76	322	0.0000840
200	106.0	262	1.36	324	0.0000589
202	113.3	264	1.03	326	0.0000414
204	117.4	266	0.784	328	0.0000291
206	118.7	268	0.593	330	0.0000205
208	117.7	270	0.447	332	0.0000145
210	114.2	272	0.336	334	0.0000103
212	108.5	274	0.250	336	0.00000728
214	101.5	276	0.184	338	0.00000519
216	93.6	278	0.135	340	0.00000371
218	85.3	280	0.0991	342	0.00000267
220	76.8	282	0.0724	344	0.00000193
222	68.3	284	0.0527	346	0.00000140
224	60.4	286	0.0385	348	0.00000102
226	52.7	288	0.0282	350	0.000000754
228	45.7	290	0.0205		
230	39.2	292	0.0148		

Note:

170–188 nm: Gillotay and Simon³

190–298 nm: mean of values from Molina et al.,⁵ Gillotay and Simon,³ Burkholder et al.,¹ and Orkin and Kasimovskaya⁶

300–350 nm: Papanastasiou et al.⁷ parameterization with ≥ 336 nm values based on an extrapolation.

- (1) Burkholder, J. B.; Wilson, R. R.; Gierczak, T.; Talukdar, R.; McKeen, S. A.; Orlando, J. J.; Vaghjiani, G. L.; Ravishankara, A. R. Atmospheric fate of CF₃Br, CF₂Br₂, CF₂ClBr, and CF₂BrCF₂Br. *J. Geophys. Res.* **1991**, *96*, 5025-5043.
- (2) Doucet, J.; Gilbert, R.; Sauvageau, P.; Sandorfy, C. Photoelectron and far-ultraviolet spectra of CF₃Br, CF₂BrCl, and CF₂Br₂. *J. Chem. Phys.* **1975**, *62*, 366-369.
- (3) Gillotay, D.; Simon, P. C. Ultraviolet absorption spectrum of trifluoro-bromo-methane, difluoro-dibromo-methane and difluoro-bromo-chloro-methane in the vapor phase. *J. Atmos. Chem.* **1989**, *8*, 41-62.
- (4) Giolando, D. M.; Fazekas, G. B.; Taylor, W. D.; Takacs, G. A. Atmospheric photochemistry of CF₂ClBr. *J. Photochem.* **1980**, *14*, 335-339.
- (5) Molina, L. T.; Molina, M. J.; Rowland, F. S. Ultraviolet absorption cross sections of several brominated methanes and ethanes of atmospheric interest. *J. Phys. Chem.* **1982**, *86*, 2672-2676, doi:10.1021/j100211a023.
- (6) Orkin, V. L.; Kasimovskaya, E. E. Ultraviolet absorption spectra of some Br-containing haloalkenes. *J. Atmos. Chem.* **1995**, *21*, 1-11.
- (7) Papanastasiou, D. K.; Rontu Carlon, N.; Neuman, J. A.; Fleming, E. L.; Jackman, C. H.; Burkholder, J. B. Revised UV absorption spectra, ozone depletion potentials, and global warming potentials for the

ozone-depleting substances CF₂Br₂, CF₂ClBr, and CF₂BrCF₂Br. *Geophys. Res. Lett.* **2013**, *40*, doi:10.1002/GRL.50121.

- (8) Talukdar, R. K.; Hunter, M.; Warren, R. F.; Burkholder, J. B.; Ravishankara, A. R. UV laser photodissociation of CF₂ClBr and CF₂Br₂ at 298 K: quantum yields of Cl, Br, and CF₂. *Chem. Phys. Lett.* **1996**, *262*, 669-674.

G27. CF₃Br (Halon-1301, trifluorobromomethane)

[Back to Index](#)



(Recommendation: 15-10, Note: 15-10, Evaluated: 15-10)

Absorption Cross Sections: The UV absorption spectrum of CF₃Br, trifluorobromomethane (Halon-1301), has been measured at room temperature by Davidson² (207–255 nm), Roxlo and Mandl¹⁰ (170–230 nm), Pence et al.⁹ (180–400 nm), Molina et al.⁷ (190–300 nm), Orkin and Kasimovskaya⁸ (190–270 nm), Gillotay and Simon⁵ (168–280 nm), and Burkholder et al.¹ (190–285 nm). The agreement between the room temperature data is in general good in the region between 190 and 230 nm, 10% or better. The exceptions are the data of Davidson² below 210 nm and the data set from Roxlo and Mandl.¹⁰ Pence et al.⁹ report a spectrum graphically and an absorption cross section at 193 nm that is significantly less than the rest of the data at 193 nm. For wavelengths >250 nm, Burkholder et al.¹ and Orkin and Kasimovskaya⁸ report values greater by up to ~35% at 270 nm than reported by Molina et al.⁷ and Gillotay and Simon.⁵ The recommended absorption cross sections in Table 4G-33 are the values from Gillotay and Simon⁵ in the region 168–188 nm, the mean of the values reported by Molina et al.,⁷ Gillotay and Simon,⁵ Burkholder et al.,¹ and Orkin and Kasimovskaya⁸ in the region 190–270 nm, the mean of the values reported by Molina et al.,⁷ Gillotay and Simon,⁵ and Burkholder et al.¹ in the region 272–280 nm, and the values of Molina et al.⁷ in the region 295–300 nm. The recommended uncertainty factors (2σ) are 1.15 (170-190 nm), 1.1 (190-230 nm), and 1.2 (230-280 nm) for the wavelength ranges in parenthesis. Due to the limited available experimental data, the uncertainty factor for wavelengths >280 nm is assigned a value of 2.

The VUV absorption spectrum has been measured by Doucet et al.⁴ (120-206 nm), Doucet et al.³ (60–128 nm), Suto and Lee¹¹ (106–152 nm), and Washida et al.¹³ (116–130 nm). The Doucet et al. results near Lyman-α, 121.567 nm, are lower by ~40% than the Suto and Lee and Washida et al. results. The recommended Lyman-α cross section of 2.5 × 10⁻¹⁷ cm² molecule⁻¹ is adopted from the SPARC lifetime report,⁶ which is an average of the four studies, linearly interpolated to 121.567 nm. An uncertainty factor of 1.4 (2σ) that encompasses the available data is assigned.

The temperature dependence of the absorption spectrum has been measured by Gillotay and Simon⁵ (168–280 nm) over the range 210–295 K and Burkholder et al.¹ (190–285 nm) over the range 210–296 K. The absorption cross sections increase between 174 and 216 nm and decrease at wavelengths >218 nm and <174 nm with decreasing temperature. Gillotay and Simon⁵ observed a systematic temperature behavior with an increase of the peak cross section by ~0.6 × 10⁻²⁰ cm² molecule⁻¹ per 20 K decrease in temperature. Burkholder et al.¹ reported a less pronounced temperature dependence with the peak cross section at 210 K being ~25% lower than reported by Gillotay and Simon⁵ (the cross sections at room temperature are within 6%). Different parameterizations for the temperature dependence of the absorption cross section have been proposed. Gillotay and Simon⁵ give the polynomial expansion

$$\log_{10} \sigma(\lambda, T) = \sum A_n \lambda^n + (T-273) \times \sum B_n \lambda^n$$

and report calculated values for T = 210, 230, 250, 270, and 295 K. The A_n and B_n parameters, which are valid for the wavelength range 178–280 nm and temperature range 210–300 K are as follows.

A ₀ = 62.563	B ₀ = -9.1755 × 10 ⁻¹
A ₁ = -2.0068	B ₁ = 1.8575 × 10 ⁻²
A ₂ = 1.6592 × 10 ⁻²	B ₂ = -1.3857 × 10 ⁻⁴
A ₃ = -5.6465 × 10 ⁻⁵	B ₃ = 4.5066 × 10 ⁻⁷
A ₄ = 6.7459 × 10 ⁻⁸	B ₄ = -5.3803 × 10 ⁻¹⁰

Burkholder et al.¹ parameterized their data using the expression

$$\ln \sigma(\lambda, T) = (\sum A_i (\lambda-242.2466)^i) (1 + (296-T) \sum B_i (\lambda-242.266)^i)$$

and report the following A_i and B_i parameters valid for the wavelength range 214–285 nm and temperature range 210–296 K.

$$\begin{aligned}
 A_0 &= -46.70542 & B_0 &= 1.694026 \times 10^{-4} \\
 A_1 &= -1.55047 \times 10^{-1} & B_1 &= 8.723247 \times 10^{-6} \\
 A_2 &= -1.020187 \times 10^{-3} & B_2 &= 5.953165 \times 10^{-9} \\
 A_3 &= 2.246169 \times 10^{-5} & B_3 &= -3.872168 \times 10^{-9} \\
 A_4 &= -1.300982 \times 10^{-7} & B_4 &= -1.803325 \times 10^{-11}
 \end{aligned}$$

Note: In the Burkholder et al.¹ paper, the parameterization equation is written in terms of $\log_{10} \sigma(\lambda, T)$ but the correct expression should be given in terms of $\ln \sigma(\lambda, T)$, as given here.

There is no apparent reason to prefer the spectrum temperature dependence reported by either Gillotay and Simon or Burkholder et al.

Photolysis Quantum Yield and Product Studies: Talukdar et al.¹² reported quantum yields for Br ($\text{Br}(^2P_{3/2} + \text{Br}^*(^2P_{1/2}))$) atom formation in the photodissociation of CF_3Br at 193 and 222 nm to be 1.12 ± 0.16 and 0.92 ± 0.15 , respectively. A $\text{Br}^*(^2P_{1/2})$ atom fractional yield, $\text{Br}^*(^2P_{1/2})/(\text{Total Br})$, of 0.56 ± 0.05 was reported by Pence et al.⁹ for 193 nm photolysis.

Table 4G-33. Recommended Absorption Cross Sections of CF_3Br at 296 K

λ (nm)	$10^{20} \sigma$ (cm^2)	λ (nm)	$10^{20} \sigma$ (cm^2)	λ (nm)	$10^{20} \sigma$ (cm^2)
168	0.517	210	12.1	252	0.107
170	0.696	212	11.4	254	0.0743
172	0.928	214	10.6	256	0.0516
174	1.22	216	9.71	258	0.0357
176	1.60	218	8.65	260	0.0248
178	2.05	220	7.56	262	0.0171
180	2.61	222	6.50	264	0.0118
182	3.26	224	5.47	266	0.00827
184	4.02	226	4.52	268	0.00580
186	4.88	228	3.69	270	0.00399
188	5.82	230	2.91	272	0.00271
190	6.56	232	2.32	274	0.00188
192	7.58	234	1.80	276	0.00129
194	8.63	236	1.39	278	0.00092
196	9.61	238	1.04	280	0.00064
198	10.5	240	0.766	285	0.00022
200	11.3	242	0.563	290	0.00008
202	11.9	244	0.414	295	0.00003
204	12.4	246	0.296	300	0.00001
206	12.5	248	0.212		
208	12.4	250	0.149		

Note:

170–188 nm: Gillotay and Simon⁵

190–270 nm: mean of Molina et al.,⁷ Gillotay and Simon,⁵ Burkholder et al.,¹ and Orkin and Kasimovskaya⁸

272–280 nm: mean of Molina et al.⁷ and Burkholder et al.¹

285–300 nm: Molina et al.⁷

- (1) Burkholder, J. B.; Wilson, R. R.; Gierczak, T.; Talukdar, R.; McKeen, S. A.; Orlando, J. J.; Vaghjiani, G. L.; Ravishankara, A. R. Atmospheric fate of CF_3Br , CF_2Br_2 , CF_2ClBr , and $\text{CF}_2\text{BrCF}_2\text{Br}$. *J. Geophys. Res.* **1991**, *96*, 5025-5043.
- (2) Davidson, N. The ultraviolet absorption spectra and the refractive indices of some fluorobromomethanes. *J. Am. Chem. Soc.* **1951**, *73*, 467-468, doi:10.1021/ja01145a506.
- (3) Doucet, J.; Gilbert, R.; Sauvageau, P.; Sandorfy, C. Photoelectron and far-ultraviolet spectra of CF_3Br , CF_2BrCl , and CF_2Br_2 . *J. Chem. Phys.* **1975**, *62*, 366-369.
- (4) Doucet, J.; Sauvageau, P.; Sandorfy, C. Vacuum ultraviolet and photoelectron spectra of fluoro-chloro derivatives of methane. *J. Chem. Phys.* **1973**, *58*, 3708-3716.
- (5) Gillotay, D.; Simon, P. C. Ultraviolet absorption spectrum of trifluoro-bromo-methane, difluoro-dibromo-methane and difluoro-bromo-chloro-methane in the vapor phase. *J. Atmos. Chem.* **1989**, *8*, 41-62.

- (6) Ko, M. K. W.; Newman, P. A.; Reimann, S.; Strahan, S. E.; Plumb, R. A.; Stolarski, R. S.; Burkholder, J. B.; Mellowki, W.; Engel, A.; Atlas, E. L.; Chipperfield, M.; Liang, Q. Lifetimes of Stratospheric Ozone-Depleting Substances, Their Replacements, and Related Species, SPARC Report No. 6, WCRP-15/2013, 2013, <http://www.sparc-climate.org/publications/sparc-reports/sparc-report-no6/>.
- (7) Molina, L. T.; Molina, M. J.; Rowland, F. S. Ultraviolet absorption cross sections of several brominated methanes and ethanes of atmospheric interest. *J. Phys. Chem.* **1982**, *86*, 2672-2676, doi:10.1021/j100211a023.
- (8) Orkin, V. L.; Kasimovskaya, E. E. Ultraviolet absorption spectra of some Br-containing haloalkenes. *J. Atmos. Chem.* **1995**, *21*, 1-11.
- (9) Pence, W. H.; Baughum, S. L.; Leone, S. R. Laser UV photofragmentation of halogenated molecules. Selective bond dissociation and wavelength-specific quantum yields for excited I(²P_{1/2}) and Br(²P_{1/2}) atoms. *J. Phys. Chem.* **1981**, *85*, 3844-3851, doi:10.1021/j150625a027.
- (10) Roxlo, C.; Mandl, A. Vacuum ultraviolet absorption cross sections for halogen containing molecules. *J. Appl. Phys.* **1980**, *51*, 2969-2972.
- (11) Suto, M.; Lee, L. C. Emission spectra of CF₃ radicals. V. Photodissociation of CF₃H, CF₃Cl, and CF₃Br by vacuum ultraviolet. *J. Chem. Phys.* **1983**, *79*, 1127-1133, doi:10.1063/1.445914.
- (12) Talukdar, R. K.; Vashjiani, G. L.; Ravishankara, A. R. Photodissociation of bromocarbons at 193, 222, and 248 nm: Quantum yields of Br atom at 298 K. *J. Chem. Phys.* **1992**, *96*, 8194-8201.
- (13) Washida, N.; Suto, M.; Nagase, S.; Nagashima, U.; Morokuma, K. Emission spectra of CF₃ radicals. IV. Excitation spectra, quantum yields, and potential energy surfaces of the CF₃ fluorescences. *J. Chem. Phys.* **1983**, *78*, 1025-1032, doi:10.1063/1.444902.

G28. CH₂=CHBr (bromoethene, vinyl bromide)

[Back to Index](#)



(Recommendation: 06-2, Note: 10-6, Evaluated: 10-6)

Absorption Cross Sections: The UV absorption spectrum of CH₂=CHBr, bromoethene (vinyl bromide), has been measured at room temperature by Schander and Russell³ (168–208 nm), Hoxha et al.¹ (62–248 nm), and Orkin et al.² (164–254 nm). The spectrum has a very strong absorption band with the maximum at 192 nm, characteristic of the CH₂=CBr- group. The absorption cross sections reported in the Orkin et al.² study (reported in 0.5 nm increments) are recommended and given in Table 4G-34 for wavelengths ≥184 nm.

Photolysis Quantum Yield and Product Studies: No recommendation.

Table 4G-34. Recommended Absorption Cross Sections of CH₂=CHBr at 295 K

λ (nm)	10 ²⁰ σ (cm ²)	λ (nm)	10 ²⁰ σ (cm ²)	λ (nm)	10 ²⁰ σ (cm ²)
184	1970	208	306	232	18.2
186	2320	210	266	234	12.6
188	2710	212	232	236	8.47
190	3000	214	198	238	5.70
192	3160	216	166	240	3.69
194	2950	218	136	242	2.43
196	2470	220	109	244	1.58
198	1800	222	85.9	246	1.03
200	996	224	65.3	248	0.683
202	605	226	49.1	250	0.454
204	440	228	35.7	252	0.315
206	359	230	25.5	254	0.225

Note:

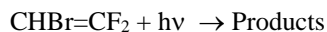
Orkin et al.²

- (1) Hoxha, A.; Loch, R.; Leyh, B.; Dehareng, D.; Hottmann, K.; Jochims, H. W.; Baumgärtel, H. The photoabsorption and constant ionic state spectroscopy of vinylbromide. *Chem. Phys.* **2000**, *260*, 237-247.
- (2) Orkin, V. L.; Louis, F.; Huie, R. E.; Kurylo, M. J. Photochemistry of bromine-containing fluorinated alkenes: Reactivity toward OH and UV spectra. *J. Phys. Chem. A* **2002**, *106*, 10195-10199, doi:10.1021/jp014436s.

- (3) Schander, J.; Russell, B. R. Vacuum ultraviolet spectra of bromoethylene and dibromoethylenes. *J. Am. Chem. Soc.* **1976**, *98*, 6900-6904, doi:10.1021/ja00438a024.

G29. CHBr=CF₂ (1-bromo-2,2-difluoroethene)

[Back to Index](#)



(1)

(Recommendation: 06-2, Note: 10-6, Evaluated: 10-6)

Absorption Cross Sections: The absorption spectrum of CHBr=CF₂, 1-bromo-2,2-difluoroethene, has been measured at room temperature over the wavelength range 164–266 nm by Orkin et al.¹ The spectrum has strong absorption bands between 164 and 190 nm, a weaker and less pronounced band between 190 and 210 nm (maximum 194 nm), and a still weaker band above 210 nm with the maximum near 220 nm. The absorption cross sections reported in the Orkin et al.¹ study (reported in 0.5 nm increments) are recommended and given in Table 4G-35 for wavelengths ≥184 nm.

Photolysis Quantum Yield and Product Studies: No recommendation.

Table 4G-35. Recommended Absorption Cross Sections of CHBr=CF₂ at 295 K

λ (nm)	10 ²⁰ σ (cm ²)	λ (nm)	10 ²⁰ σ (cm ²)	λ (nm)	10 ²⁰ σ (cm ²)	λ (nm)	10 ²⁰ σ (cm ²)
184	2160	206	87.6	228	74.0	250	8.81
186	1020	208	70.1	230	68.2	252	6.51
188	670	210	63.4	232	61.3	254	4.75
190	635	212	63.5	234	53.7	256	3.49
192	671	214	66.7	236	45.9	258	2.54
194	703	216	71.1	238	38.8	260	1.86
196	610	218	75.8	240	31.7	262	1.37
198	471	220	79.3	242	25.5	264	1.04
200	306	222	80.7	244	20.1	266	0.796
202	193	224	80.6	246	15.4		
204	124	226	78.4	248	11.7		

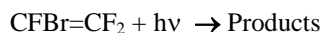
Note:

Orkin et al.¹

- (1) Orkin, V. L.; Louis, F.; Huie, R. E.; Kurylo, M. J. Photochemistry of bromine-containing fluorinated alkenes: Reactivity toward OH and UV spectra. *J. Phys. Chem. A* **2002**, *106*, 10195-10199, doi:10.1021/jp014436s.

G30. CFBr=CF₂ (trifluorobromoethene)

[Back to Index](#)



(1)

(Recommendation: 06-2, Note: 10-6, Evaluated: 10-6)

Absorption Cross Sections: The absorption spectrum of CFBr=CF₂, trifluorobromoethene, has been measured at room temperature over the wavelength range 164–274 nm by Orkin et al.¹ The spectrum has strong absorption bands between 164 and 188 nm, a weaker and less pronounced band between 188 and 213 nm (maximum 194.5 nm), and a still weaker band above 213 nm with the maximum near 229 nm. The absorption cross sections reported in the Orkin et al.¹ study (reported in 0.5 nm increments) are recommended and given in Table 4G-36 for wavelengths ≥184 nm.

Photolysis Quantum Yield and Product Studies: No recommendation.

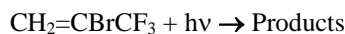
Table 4G-36. Recommended Absorption Cross Sections of CFBr=CF₂ at 295 K

λ (nm)	$10^{20} \sigma$ (cm ²)	λ (nm)	$10^{20} \sigma$ (cm ²)	λ (nm)	$10^{20} \sigma$ (cm ²)	λ (nm)	$10^{20} \sigma$ (cm ²)
184	456	208	56.1	232	58.1	256	6.87
186	367	210	39.5	234	54.7	258	5.15
188	350	212	34.1	236	50.4	260	3.77
190	373	214	34.5	238	45.1	262	2.78
192	415	216	37.7	240	39.5	264	2.04
194	439	218	42.2	242	33.9	266	1.49
196	434	220	47.2	244	28.5	268	1.09
198	412	222	52.1	246	23.5	270	0.812
200	354	224	56.2	248	19.2	272	0.613
202	263	226	59.0	250	15.2	274	0.469
204	167	228	60.4	252	11.8		
206	95.1	230	60.0	254	9.03		

Note:

Orkin et al.¹

- (1) Orkin, V. L.; Louis, F.; Huie, R. E.; Kurylo, M. J. Photochemistry of bromine-containing fluorinated alkenes: Reactivity toward OH and UV spectra. *J. Phys. Chem. A* **2002**, *106*, 10195-10199, doi:10.1021/jp014436s.

G31. CH₂=CBrCF₃ (2-bromo-3,3,3-trifluoro-1-propene)[Back to Index](#)

(1)

(Recommendation: 06-2, Note: 10-6, Evaluated: 10-6)

Absorption Cross Sections: The absorption spectrum of CH₂=CBrCF₃, 2-bromo-3,3,3-trifluoro-1-propene, has been measured at room temperature over the wavelength range 164–254 nm by Orkin et al.¹ The spectrum has a very strong absorption band at wavelengths >174 nm with a maximum at 194 nm, similar to the CH₂=CHBr spectrum and characteristic of a CH₂=CBr- group. The recommended absorption cross sections in Table 4G-37 are taken from Orkin et al.¹ (reported in 0.5 nm increments).

Photolysis Quantum Yield and Product Studies: No recommendation.


Table 4G-37. Recommended Absorption Cross Sections of CH₂=CBrCF₃ at 295 K

λ (nm)	$10^{20} \sigma$ (cm ²)	λ (nm)	$10^{20} \sigma$ (cm ²)	λ (nm)	$10^{20} \sigma$ (cm ²)	λ (nm)	$10^{20} \sigma$ (cm ²)
184	1370	202	1520	220	126	238	6.97
186	1700	204	1080	222	97.3	240	4.77
188	2040	206	774	224	73.1	242	3.26
190	2350	208	581	226	54.9	244	2.22
192	2590	210	440	228	40.1	246	1.50
194	2700	212	338	230	28.8	248	1.02
196	2620	214	263	232	20.5	250	0.705
198	2370	216	208	234	14.4	252	0.496
200	1980	218	162	236	10.2		

Note:

Orkin et al.¹

- (1) Orkin, V. L.; Louis, F.; Huie, R. E.; Kurylo, M. J. Photochemistry of bromine-containing fluorinated alkenes: Reactivity toward OH and UV spectra. *J. Phys. Chem. A* **2002**, *106*, 10195-10199, doi:10.1021/jp014436s.

G32. CF₃CH₂Br (Halon–2301, 1,1,1-trifluoro-2-bromoethane)[Back to Index](#)

(1)

(Recommendation: 02-25, Note: 10-6, Evaluated: 10-6)

Absorption Cross Sections: The absorption spectrum of CF₃CH₂Br, 1,1,1-trifluoro-2-bromoethane (Halon–2301), has been measured at 295 K over the wavelength range 190–294 nm by Orkin and Kasimovskaya.¹ The recommended absorption cross sections in Table 4G-38 are taken from this study.

Photolysis Quantum Yield and Product Studies: No recommendation.

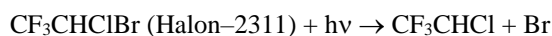
Table 4G-38. Recommended Absorption Cross Sections of CF₃CH₂Br at 295 K

λ (nm)	$10^{20} \sigma$ (cm ²)	λ (nm)	$10^{20} \sigma$ (cm ²)	λ (nm)	$10^{20} \sigma$ (cm ²)
190	45.4	226	16.6	262	0.190
192	49.5	228	14.1	264	0.137
194	52.5	230	11.9	266	0.0983
196	54.4	232	9.85	268	0.0705
198	55.1	234	8.10	270	0.0504
200	54.7	236	6.58	272	0.0361
202	53.3	238	5.28	274	0.0258
204	51.2	240	4.20	276	0.0184
206	48.6	242	3.31	278	0.0132
208	45.7	244	2.58	280	0.0096
210	42.5	246	2.01	282	0.0069
212	39.1	248	1.53	284	0.0048
214	35.7	250	1.16	286	0.0034
216	32.2	252	0.876	288	0.0025
218	28.8	254	0.653	290	0.0018
220	25.5	256	0.484	292	0.0013
222	22.3	258	0.357	294	0.0011
224	19.4	260	0.261		

Note:

Orkin and Kasimovskaya¹

- (1) Orkin, V. L.; Kasimovskaya, E. E. Ultraviolet absorption spectra of some Br-containing haloalkenes. *J. Atmos. Chem.* **1995**, *21*, 1-11.

G33. CF₃CHClBr (Halon–2311, 1,1,1-trifluoro-2,2-chlorobromoethane)[Back to Index](#)

(1)



(2)

(Recommendation: 06-2, Note: 10-6, Evaluated: 10-6)

Absorption Cross Sections: The absorption spectrum of CF₃CHClBr, 1,1,1-trifluoro-2,2-chlorobromoethane (Halon–2311), has been measured at room temperature by Orkin and Kasimovskaya⁴ (190–310 nm), Gillotay et al.^{2,3} (170–290 nm), Bilde et al.¹ (200–310 nm), and Taketani et al.⁵ (193.3 nm). The room temperature cross section values are in good agreement, to within 5–15%, at wavelengths <280 nm. In this region, Gillotay et al.^{2,3} report the lowest cross section values and Orkin and Kasimovskaya the greatest values. At wavelengths >280 nm, the data from Bilde et al. are greater than those of Orkin and Kasimovskaya⁴ with the difference increasing with increasing wavelength, up to a factor of two at 310 nm. The recommended absorption cross sections in Table 4G-39 are the values from Gillotay et al.³ in the region 170–188 nm, the mean of the values reported by Gillotay et al.³ and Orkin and Kasimovskaya⁴ in the region 190–198 nm, the mean of the values reported by the three groups in the region 200–290 nm, and the mean of the values reported by Orkin and Kasimovskaya⁴ and Bilde et al.¹ in the region 292–310 nm.

The absorption spectrum temperature dependence has been measured by Gillotay et al.³ (170–290 nm) over the range 210–295 K and Bilde et al.¹ (200–310 nm) over the range 223–298 K. Gillotay et al.³ report an increase of the absorption cross sections near the maximum of the absorption band between 192 and 238 nm

with decreasing temperature and the opposite effect at wavelengths >238 nm and <192 nm. The increase at ~202 nm is $\sim 2.4 \times 10^{-20} \text{ cm}^2 \text{ molecule}^{-1}$ per 20 K decrease in temperature, i.e., an increase of ~10% between 295 and 210 K. Bilde et al.¹ observed a less pronounced temperature behavior in the absorption band and a decrease of the absorption cross sections with decreasing temperature at wavelengths above 214 nm.

Gillotay et al.³ parameterized the cross sections and the temperature dependence using an empirical polynomial expansion

$$\log_{10} \sigma(\lambda, T) = \sum A_n \lambda^n + (T-273) \times \sum B_n \lambda^n$$

and report calculated values for 210, 230, 250, 270, and 295 K. The A_n and B_n parameters, which are valid for the wavelength range 190–290 nm and temperature range 210–300 K, are given below and are recommended.

$$\begin{array}{ll} A_0 = -127.157358 & B_0 = -7.959828 \times 10^{-2} \\ A_1 = 1.635435 & B_1 = 1.978026 \times 10^{-3} \\ A_2 = -9.002683 \times 10^{-3} & B_2 = -1.627866 \times 10^{-5} \\ A_3 = 2.190678 \times 10^{-5} & B_3 = 5.480744 \times 10^{-8} \\ A_4 = -2.062651 \times 10^{-8} & B_4 = -6.480935 \times 10^{-11} \end{array}$$

Photolysis Quantum Yield and Product Studies: Taketani et al.⁵ reported the total yield of Cl atoms to be 0.28 ± 0.02 in the photodissociation of CF_3CHClBr at 193.3 nm. Assuming a unit quantum yield for photodissociation this implies that the rupture of the C-Br bond should be dominant photodissociation channel.

Table 4G-39. Recommended Absorption Cross Sections of CF_3CHClBr at 298 K

λ (nm)	$10^{20} \sigma$ (cm^2)	λ (nm)	$10^{20} \sigma$ (cm^2)	λ (nm)	$10^{20} \sigma$ (cm^2)
170	702.6	218	78.7	266	0.980
172	614.6	220	71.0	268	0.765
174	496.8	222	63.3	270	0.575
176	379.8	224	56.3	272	0.444
178	281.1	226	49.5	274	0.339
180	206.1	228	43.3	276	0.258
182	153.3	230	37.3	278	0.196
184	118.4	232	32.2	280	0.149
186	97.1	234	27.6	282	0.111
188	86.6	236	23.6	284	0.0818
190	93.4	238	20.0	286	0.0606
192	99.8	240	16.8	288	0.0448
194	107.1	242	14.0	290	0.0331
196	114.3	244	11.7	292	0.0263
198	119.7	246	9.51	294	0.0198
200	121.5	248	7.79	296	0.0147
202	123.0	250	6.38	298	0.0109
204	122.3	252	5.15	300	0.00808
206	119.7	254	4.13	302	0.00583
208	115.1	256	3.31	304	0.00450
210	109.0	258	2.63	306	0.00313
212	102.0	260	2.06	308	0.00235
214	94.6	262	1.61	310	0.00180
216	86.7	264	1.26		

Note:

170–188 nm: Gillotay et al.^{2,3}

190–198 nm: mean of values from Gillotay et al.^{2,3} and Orkin and Kasimovskaya⁴


200–290 nm: mean of values from Gillotay et al.,^{2,3} Orkin and Kasimovskaya,⁴ and Bilde et al.¹

292–310 nm: mean of values from Orkin and Kasimovskaya⁴ and Bilde et al.¹

- (1) Bilde, M.; Wallington, T. J.; Ferronato, G.; Orlando, J. J.; Tyndall, G. S.; Estupinan, E.; Haberkorn, S. Atmospheric chemistry of CH₂BrCl, CHBrCl₂, CHBr₂Cl, CF₃CHBrCl, and CBr₂Cl₂. *J. Phys. Chem. A* **1998**, *102*, 1976-1986, doi:10.1021/jp9733375.
- (2) Gillotay, D.; Simon, P. C. Ultraviolet absorption cross-sections of photoactive species of stratospheric interest Part 1: The halocarbons. *Aeronomica Acta A* **1990**, *356*, 1-173.
- (3) Gillotay, D.; Simon, P. C.; Dierickx, L. Temperature dependence of ultraviolet absorption cross-sections of brominated methanes and ethanes. *Aeronomica Acta* **1988**, *A335*, 1-25.
- (4) Orkin, V. L.; Kasimovskaya, E. E. Ultraviolet absorption spectra of some Br-containing haloalkenes. *J. Atmos. Chem.* **1995**, *21*, 1-11.
- (5) Taketani, F.; Takahashi, K.; Matsumi, Y. Quantum yields for Cl(²P_j) atom formation from the photolysis of chlorofluorocarbons and chlorinated hydrocarbons at 193.3 nm. *J. Phys. Chem. A* **2005**, *109*, 2855-2860, doi:10.1021/jp044218+.

G34. CF₃CHFBr (Halon-2401, 1,1,1,2-tetrafluoro-2-bromoethane)

[Back to Index](#)



(Recommendation: 02-25, Note: 10-6, Evaluated: 10-6)

Absorption Cross Sections: The absorption spectrum of CF₃CHFBr, 1,1,1,2-tetrafluoro-2-bromoethane (Halon-2401), has been measured at 295 K over the wavelength range 190–280 nm by Orkin and Kasimovskaya¹. Their results are recommended and given in Table 4G-40.

Photolysis Quantum Yield and Product Studies: No recommendation.

Table 4G-40. Recommended Absorption Cross Sections of CF₃CHFBr at 295 K

λ (nm)	10 ²⁰ σ (cm ²)	λ (nm)	10 ²⁰ σ (cm ²)	λ (nm)	10 ²⁰ σ (cm ²)
190	24.9	222	11.0	254	0.226
192	26.1	224	9.38	256	0.166
194	27.0	226	7.91	258	0.121
196	27.5	228	6.58	260	0.0873
198	27.7	230	5.42	262	0.0628
200	27.4	232	4.42	264	0.0450
202	26.9	234	3.53	266	0.0325
204	26.0	236	2.79	268	0.0235
206	24.8	238	2.19	270	0.0171
208	23.4	240	1.69	272	0.0124
210	21.9	242	1.30	274	0.0093
212	20.2	244	0.991	276	0.0069
214	18.3	246	0.736	278	0.0053
216	16.5	248	0.556	280	0.0040
218	14.6	250	0.416		
220	12.8	252	0.308		

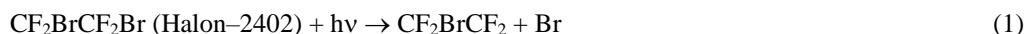
Note:

Orkin and Kasimovskaya¹

- (1) Orkin, V. L.; Kasimovskaya, E. E. Ultraviolet absorption spectra of some Br-containing haloalkenes. *J. Atmos. Chem.* **1995**, *21*, 1-11.

G35. CF₂BrCF₂Br (Halon-2402, 1,1,2,2-tetrafluoro-1,2-dibromoethane)

[Back to Index](#)



(Recommendation: 15-10, Note: 15-10, Evaluated: 15-10)

Absorption Cross Sections: The absorption cross sections of CF₂BrCF₂Br, 1,1,2,2-tetrafluoro-1,2-dibromoethane (Halon-2402), has been measured at room temperature by Molina et al.³ (195–320 nm), Orkin and Kasimovskaya⁴ (190–300 nm), Gillotay et al.² (170–280 nm), Burkholder et al.¹ (190–320 nm), and Papanastasiou et al.⁵ (300–320 nm). The most recent study by Papanastasiou et al. reported absorption cross

section data in the long wavelength region that were corrected for Rayleigh scattering, which is most important at the longest wavelengths. The room temperature absorption cross sections are in good agreement in the region 180–290 nm, generally to within 10%. The agreement at the absorption maximum near 200 nm is to within 5% and in the long wavelength tail out to 310 nm it is to within 15%. The recommended absorption cross sections in Table 4G-41 are the values from Gillotay et al.² in the region 170–186 nm, the mean of the values reported by Molina et al.,³ Gillotay et al.,² Burkholder et al.,¹ and Orkin and Kasimovskaya⁴ in the region 196–264 nm, and the parameterization from Papanastasiou et al.⁵ in the region >264 nm (see below). In the region 186 and 196 nm, a smoothed absorption spectrum was used to estimate values at 188, 190, 192, and 194 nm. An uncertainty factor of 1.15 (2 σ) is recommended for the room temperature spectrum over the wavelength range where experimental data are available.

There are no VUV spectrum measurements available for Halon-2402. The Lyman- α , 121.567 nm, cross section is expected to be greater than that for CF₃Br (Halon-1301) and less than that for CF₂Br₂ (Halon-1202). A Lyman- α cross section of 5×10^{-17} cm² molecule⁻¹ is estimated and an uncertainty factor of 2 assigned.

The temperature dependence of the absorption spectrum has been measured by Gillotay et al.² (170–280 nm) over the range 210–295 K, Burkholder et al.¹ (190–320 nm) over the range 210–296 K, and Papanastasiou et al. over the range 250–296 K. The Gillotay et al. and Burkholder et al. studies do not agree on the spectrum temperature dependence with the Burkholder et al. spectrum having a systematically greater temperature dependence at wavelengths <230 nm and weaker dependence at longer wavelengths. Gillotay et al. report a decrease in the absorption maximum at 200 nm of $\sim 1.0 \times 10^{-20}$ cm² molecule⁻¹ per 20 K temperature decrease, i.e., a decrease of $\sim 4\%$ between 295 and 210 K. Burkholder et al.¹ report an increase in the peak absorption cross section of $\sim 20\%$ with decreasing temperature over the full temperature range studied. Gillotay et al.² parameterized the cross section temperature dependence using an empirical polynomial expansion

$$\log_{10} \sigma(\lambda, T) = \sum A_n \lambda^n + (T-273) \times \sum B_n \lambda^n$$

and report calculated values for 210, 230, 250, 270, and 295 K. The A_n and B_n parameters, which are valid for the wavelength range 190–290 nm and temperature range 210–300 K are given below.

$$\begin{array}{ll} A_0 = 34.026000 & B_0 = 4.010664 \times 10^{-1} \\ A_1 = -1.152616 & B_1 = -8.358968 \times 10^{-3} \\ A_2 = 8.959798 \times 10^{-3} & B_2 = 6.415741 \times 10^{-5} \\ A_3 = -2.9089 \times 10^{-5} & B_3 = -2.157554 \times 10^{-7} \\ A_4 = 3.307212 \times 10^{-8} & B_4 = 2.691871 \times 10^{-10} \end{array}$$

Burkholder et al.¹ parameterized the temperature dependence using the empirical expression

$$\ln \sigma(\lambda, T) = (\sum A_i (\lambda - 242.4015)^i) (1 + (296 - T) \sum B_i (\lambda - 242.4015)^i)$$

and report the following A_i and B_i parameters for the wavelength range 190–320 nm and temperature range 210–296 K.

$$\begin{array}{ll} A_0 = -43.69218 & B_0 = 3.301341 \times 10^{-5} \\ A_1 = -1.124704 \times 10^{-1} & B_1 = 4.695917 \times 10^{-6} \\ A_2 = -1.213301 \times 10^{-3} & B_2 = 6.128629 \times 10^{-8} \\ A_3 = 5.275007 \times 10^{-6} & B_3 = -5.443107 \times 10^{-10} \\ A_4 = 6.936195 \times 10^{-8} & B_4 = -1.035596 \times 10^{-11} \end{array}$$

Note: In the original Burkholder et al.¹ paper, the parameterization equation is written in terms of $\log_{10} \sigma(\lambda, T)$ but the correct expression should be given in terms of $\ln \sigma(\lambda, T)$, as given here.

The recommended spectrum parameterization for wavelengths >264 nm is taken from the Papanastasiou et al. study, which accounted for Rayleigh scattering that was significant for wavelengths >290 nm. They used the empirical expression used in the Burkholder et al. study

$$\ln(\sigma(\lambda, T)) = \sum_i A_i (\lambda - \bar{\lambda})^i \times \left[1 + (296 - T) \sum_i B_i (\lambda - \bar{\lambda})^i \right]$$

to parameterize the spectrum for wavelengths ≥ 260 nm and temperatures between 210 and 298 K using a combination of their cross section data and data from Burkholder et al. The parameters are given below.

$\bar{\lambda} = 274.64$		
i	A_i	B_i
0	-48.3611	0.0001877
1	-0.1595	7.252×10^{-6}
2	-1.026×10^{-4}	2.917×10^{-7}
3	1.334×10^{-5}	-1.725×10^{-9}
4	1.458×10^{-7}	-2.675×10^{-11}

For wavelengths <266 nm, there is no apparent reason to prefer the spectrum temperature dependence reported by either Gillotay et al. or Burkholder et al.

Photolysis Quantum Yield and Product Studies: Zou et al.⁶ report quantum yields for Br atom formation in the photodissociation of CF₂BrCF₂Br at 193, 233, and 266 nm to be 1.9 ± 0.1 , 1.9 ± 0.1 , and 1.4 ± 0.1 , respectively. These results indicate bond breaking of both C–Br bonds for photolysis at 193 and 233 nm and at an appreciable fraction at 266 nm.

Table 4G-41. Recommended Absorption Cross Sections of CF₂BrCF₂Br at 296 K

λ (nm)	$10^{20} \sigma$ (cm ²)	λ (nm)	$10^{20} \sigma$ (cm ²)	λ (nm)	$10^{20} \sigma$ (cm ²)
170	50.9	232	28.8	294	0.00404
172	56.4	234	24.1	296	0.00284
174	62.3	236	19.9	298	0.00199
176	68.5	238	16.4	300	0.00139
178	75.1	240	13.2	302	0.000967
180	81.8	242	10.6	304	0.000669
182	88.6	244	8.45	306	0.000461
184	95.3	246	6.68	308	0.000316
186	101.8	248	5.25	310	0.000216
188	107.0	250	4.03	312	0.000147
190	112.0	252	3.12	314	0.000100
192	116.5	254	2.37	316	0.0000678
194	120.0	256	1.78	318	0.0000458
196	122.3	258	1.34	320	0.0000309
198	123.7	260	0.973	322	0.0000209
200	124.3	262	0.718	324	0.0000141
202	123.6	264	0.529	326	0.00000949
204	120.3	266	0.395	328	0.00000641
206	115.9	268	0.286	330	0.00000434
208	110.4	270	0.208	332	0.00000295
210	104.2	272	0.151	334	0.00000201
212	97.4	274	0.110	336	0.00000137
214	90.1	276	0.0799	338	0.000000946
216	82.4	278	0.0580	340	0.000000656
218	74.8	280	0.0420	342	0.000000459
220	67.0	282	0.0304	344	0.000000324
222	59.6	284	0.0219	346	0.000000231
224	52.6	286	0.0157	348	0.000000167
226	45.9	288	0.0113	350	0.000000122
228	39.7	290	0.00804		
230	33.9	292	0.00571		

Notes:

170–186 nm: Gillotay et al.²

188–194 nm: values estimated by smoothing the absorption curve

196–264 nm: mean of data from Molina et al.,³ Gillotay et al.,² Burkholder et al.,¹ and Orkin and Kasimovskaya⁴

>264 nm: Papanastasiou et al.⁵ parameterization with values at ≥ 322 obtained by an extrapolation.

- (1) Burkholder, J. B.; Wilson, R. R.; Gierczak, T.; Talukdar, R.; McKeen, S. A.; Orlando, J. J.; Vaghjiani, G. L.; Ravishankara, A. R. Atmospheric fate of CF₃Br, CF₂Br₂, CF₂ClBr, and CF₂BrCF₂Br. *J. Geophys. Res.* **1991**, *96*, 5025-5043.
- (2) Gillotay, D.; Simon, P. C.; Dierickx, L. Temperature dependence of ultraviolet absorption cross-sections of brominated methanes and ethanes. *Aeronomica Acta* **1988**, *A335*, 1-25.
- (3) Molina, L. T.; Molina, M. J.; Rowland, F. S. Ultraviolet absorption cross sections of several brominated methanes and ethanes of atmospheric interest. *J. Phys. Chem.* **1982**, *86*, 2672-2676, doi:10.1021/j100211a023.
- (4) Orkin, V. L.; Kasimovskaya, E. E. Ultraviolet absorption spectra of some Br-containing haloalkenes. *J. Atmos. Chem.* **1995**, *21*, 1-11.
- (5) Papanastasiou, D. K.; Rontu Carlon, N.; Neuman, J. A.; Fleming, E. L.; Jackman, C. H.; Burkholder, J. B. Revised UV absorption spectra, ozone depletion potentials, and global warming potentials for the ozone-depleting substances CF₂Br₂, CF₂ClBr, and CF₂BrCF₂Br. *Geophys. Res. Lett.* **2013**, *40*, doi:10.1002/GRL.50121.
- (6) Zou, P.; McGivern, W. S.; Sokhabi, O.; Suits, A. G.; North, S. W. Quantum yields and energy partitioning in the ultraviolet photodissociation of 1,2 dibromo-tetrafluoroethane (Halon-2402). *J. Chem. Phys.* **2000**, *113*, 7149-7157.

G36. CF₃CF₂Br (Halon-2501, pentafluorobromoethane)

[Back to Index](#)



(Recommendation: 02-25, Note: 10-6, Evaluated: 10-6)

Absorption Cross Sections: The UV absorption spectrum of CF₃CF₂Br, pentafluorobromoethane (Halon-2501), has been measured at room temperature by Molina et al.² (190–300 nm), Zhang et al.⁴ (200–250 nm), and Pence et al.³ (180–400 nm, 193 nm). The absorption cross sections from Zhang et al.,⁴ reported graphically, are ~30% greater than the results from Molina et al.² Pence et al.³ report a spectrum graphically over the range 180–400 nm and a 193 nm cross section that is ~40% less than reported by Molina et al.² The recommended absorption cross sections in Table 4G-42 are taken from Molina et al.²

Photolysis Quantum Yield and Product Studies: Ebenstein et al.¹ used broadband flash photolysis of CF₃CF₂Br and reported a Br*(²P_{1/2}) fractional yield, Br*(²P_{1/2})/(Total Br), of 0.48 ± 0.02. A Br*(²P_{1/2}) fractional yield of 0.16 ± 0.08 was reported by Pence et al.³ for 193 nm photolysis.

Table 4G-42. Recommended Absorption Cross Sections of CF₃CF₂Br at 298 K

λ (nm)	10 ²⁰ σ (cm ²)	λ (nm)	10 ²⁰ σ (cm ²)	λ (nm)	10 ²⁰ σ (cm ²)
190	18.1	230	3.83	270	0.0112
195	18.4	235	2.22	275	0.00505
200	18.1	240	1.20	280	0.00218
205	16.9	245	0.620	285	0.00100
210	14.8	250	0.305	290	0.00045
215	12.0	255	0.135	295	0.00020
220	8.94	260	0.0590	300	0.00009
225	6.13	265	0.0260		

Note:

190–300 nm: Molina et al.²

- (1) Ebenstein, W. L.; Wiesenfeld, J. R.; Wolk, G. L. Photodissociation of alkyl bromides. *Chem. Phys. Lett.* **1978**, *53*, 185-189.
- (2) Molina, L. T.; Molina, M. J.; Rowland, F. S. Ultraviolet absorption cross sections of several brominated methanes and ethanes of atmospheric interest. *J. Phys. Chem.* **1982**, *86*, 2672-2676, doi:10.1021/j100211a023.
- (3) Pence, W. H.; Baughum, S. L.; Leone, S. R. Laser UV photofragmentation of halogenated molecules. Selective bond dissociation and wavelength-specific quantum yields for excited I(²P_{1/2}) and Br(²P_{1/2}) atoms. *J. Phys. Chem.* **1981**, *85*, 3844-3851, doi:10.1021/j150625a027.
- (4) Zhang, L.; Fuss, W.; Kompa, K. L. Bond-selective photodissociation of CX (X = Br, I) in XC₂H₄C₂F₄X. *Chem. Phys.* **1990**, *144*, 289-297.

G37. CH₃CH₂CH₂Br (1-bromopropane, n-propyl bromide)[Back to Index](#)

(Recommendation: 06-2, Note: 10-6, Evaluated: 10-6)

Absorption Cross Sections: The absorption spectrum of CH₃CH₂CH₂Br, 1-bromopropane (n-propyl bromide), has been measured at room temperature by Kozlov et al.¹ (164–270 nm). The spectrum has an absorption band above 180 nm with maxima at ~201 nm and structured features at wavelengths <180 nm similar to those in the CH₃Br spectrum, i.e., characteristic of the C-Br band absorptions in bromoalkanes. The recommended absorption cross sections in Table 4G-43 are taken from Kozlov et al.¹

Photolysis Quantum Yield and Product Studies: No recommendation.

Table 4G-43. Recommended Absorption Cross Sections of CH₃CH₂CH₂Br and CH₃CHBrCH₃ at 295 K

λ (nm)	10 ²⁰ σ (cm ²)		λ (nm)	10 ²⁰ σ (cm ²)	
	CH ₃ CH ₂ CH ₂ Br	CH ₃ CHBrCH ₃		CH ₃ CH ₂ CH ₂ Br	CH ₃ CHBrCH ₃
180	108.5	220.2	206	68.8	43.5
182	29.9	36.5	208	65.2	44.2
184	29.5	18.2	210	61.0	44.2
186	35.6	17.6	212	56.5	43.6
188	42.7	19.4	214	51.5	42.2
190	49.8	22.1	216	46.6	40.1
192	56.5	24.8	218	41.4	37.4
194	62.5	28.0	220	35.8	34.1
196	67.0	31.3	222	30.8	30.7
198	70.2	34.3	224	26.0	27.1
200	71.8	37.3	226	21.8	23.6
202	72.6	39.9	228	17.8	20.2
204	71.2	42.0	230	14.4	16.8

Note:

Kozlov et al.¹

- (1) Kozlov, S. N.; Orkin, V. L.; Huie, R. E.; Kurylo, M. J. OH reactivity and UV spectra of propane, n-propyl bromide, and isopropyl bromide. *J. Phys. Chem. A* **2003**, *107*, 1333-1338, doi:10.1021/jp021806j.

G38. CH₃CHBrCH₃ (2-bromopropane, isopropyl bromide)[Back to Index](#)

(Recommendation: 06-2, Note: 10-6, Evaluated: 10-6)

Absorption Cross Sections: The absorption spectrum of CH₃CHBrCH₃, 2-bromopropane (isopropyl bromide), was measured at room temperature by Kozlov et al.¹ (164–270 nm). The spectrum has an absorption band above 180 nm with maxima at ~209 nm and structured features at wavelengths <180 nm similar to those in the CH₃Br and CH₃CH₂CH₂Br spectra, i.e., characteristic of the C-Br band absorptions in bromoalkanes. The recommended absorption cross sections in Table 4G-43 are taken from Kozlov et al.¹

Photolysis Quantum Yield and Product Studies: No recommendation.

- (1) Kozlov, S. N.; Orkin, V. L.; Huie, R. E.; Kurylo, M. J. OH reactivity and UV spectra of propane, n-propyl bromide, and isopropyl bromide. *J. Phys. Chem. A* **2003**, *107*, 1333-1338, doi:10.1021/jp021806j.

G39. CH₃C(O)CH₂Br (bromoacetone)[Back to Index](#)

(Recommendation: 06-2, Note: 10-6, Evaluated: 10-6)

Absorption Cross Sections: The absorption spectrum of CH₃C(O)CH₂Br, bromoacetone, has been measured by Burkholder et al.¹ (210–370 nm) over the temperature range 238–296 K using a diode array spectrometer (0.6 nm resolution). The spectrum has overlapping absorption bands with a maximum at 299 nm ($\sigma = 1.15 \times 10^{-19} \text{ cm}^2 \text{ molecule}^{-1}$ at room temperature) and increasing absorption cross sections below 255 nm to a second stronger band peaking below 210 nm. The recommended absorption cross sections in Table 4G-44 are taken from Burkholder et al.¹ A slight, but not systematic, decrease of the absorption cross sections with decreasing temperature was observed around the absorption minimum at 255 nm and in the long wavelength wings of both absorption bands.

Photolysis Quantum Yield and Product Studies: The photodissociation quantum yield was measured by Burkholder et al.¹ to be 1.6 ± 0.25 at 308 nm and 1.0 ± 0.15 at 351 nm. At both wavelengths, the yields of CO and CO₂ were unity and ~0.5, respectively, whereas the yield of HC(O)OH was measured to be 0.15 and that of HBr to be ~0.15.

Table 4G-44. Recommended Absorption Cross Sections of CH₃C(O)CH₂Br at 296 K

λ (nm)	$10^{20} \sigma$ (cm ²)	λ (nm)	$10^{20} \sigma$ (cm ²)	λ (nm)	$10^{20} \sigma$ (cm ²)	λ (nm)	$10^{20} \sigma$ (cm ²)
210	59.2	248	6.40	286	9.78	324	5.55
211	58.0	249	6.07	287	9.98	325	5.20
212	57.5	250	5.77	288	10.2	326	4.87
213	56.2	251	5.49	289	10.4	327	4.55
214	53.2	252	5.25	290	10.6	328	4.24
215	50.7	253	5.14	291	10.8	329	3.94
216	48.4	254	4.98	292	11.0	330	3.64
217	46.2	255	4.88	293	11.1	331	3.35
218	43.9	256	4.76	294	11.2	332	3.06
219	41.8	257	4.68	295	11.3	333	2.77
220	39.7	258	4.62	296	11.4	334	2.51
221	37.5	259	4.66	297	11.4	335	2.26
222	35.6	260	4.70	298	11.5	336	2.02
223	33.9	261	4.76	299	11.5	337	1.80
224	32.0	262	4.72	300	11.5	338	1.60
225	30.1	263	4.79	301	11.4	339	1.41
226	28.5	264	4.91	302	11.4	340	1.24
227	26.8	265	5.01	303	11.3	341	1.09
228	25.2	266	5.12	304	11.2	342	0.955
229	23.7	267	5.39	305	11.1	343	0.831
230	22.1	268	5.44	306	11.1	344	0.724
231	20.7	269	5.57	307	10.9	345	0.627
232	19.4	270	5.77	308	10.7	346	0.545
233	18.1	271	6.03	309	10.4	347	0.473
234	16.9	272	6.25	310	10.2	348	0.408
235	15.7	273	6.48	311	9.89	349	0.351
236	14.7	274	6.68	312	9.62	350	0.303
237	13.6	275	6.90	313	9.36	351	0.259
238	12.6	276	7.16	314	9.10	352	0.223
239	11.7	277	7.45	315	8.82	353	0.190
240	10.9	278	7.74	316	8.52	354	0.164
241	10.2	279	8.00	317	8.19	355	0.140
242	9.47	280	8.25	318	7.83	356	0.120
243	8.80	281	8.50	319	7.45	357	0.108
244	8.18	282	8.75	320	7.06	358	0.0952
245	7.68	283	9.04	321	6.66	359	0.0838
246	7.22	284	9.29	322	6.28	360	0.0784
247	6.79	285	9.58	323	5.89		

Note:

Burkholder et al.¹

- (1) Burkholder, J. B.; Gilles, M. K.; Gierczak, T.; Ravishankara, A. R. The atmospheric degradation of 1-bromopropane ($\text{CH}_3\text{CH}_2\text{CH}_2\text{Br}$): The photochemistry of bromoacetone. *Geophys. Res. Lett.* **2002**, *29*, 1822, doi:10.1029/2002GL014712.

4.10 Bibliography – BrO_x Photochemistry

- Acton, A. P.; Aickin, R. G.; Bayliss, N. S. The continuous absorption spectrum of bromine: A new interpretation. *J. Chem. Phys.* **1936**, *4*, 474-479.
- Barnes, R. J.; Lock, M.; Coleman, J.; Sinha, A. Observation of a new absorption band of HOBr and its atmospheric implications. *J. Phys. Chem.* **1996**, *100*, 453-457.
- Barone, S. B.; Turnipseed, A. A.; Gierczak, T.; Ravishankara, A. R. Quantum yields of H(²S) and CH₃S(²E) from the photolysis of simple organosulfur compounds at 193, 222, and 248 nm. *J. Phys. Chem.* **1994**, *98*, 11969-11977.
- Basco, N.; Dogra, S. K. Reactions of halogen oxides studied by flash photolysis III. The production and reactions of BrO and ClO radicals in the halogen-sensitized decomposition of chlorine dioxide. *Proc. Roy. Soc. Lond. A.* **1971**, *323*, 417-429.
- Baumfalk, R.; Buck, U.; Frischkorn, C.; Nahler, N. H.; Hüwel, L. Photodissociation of HBr molecules and clusters: Anisotropy parameters, branching ratios, and kinetic energy distributions. *J. Chem. Phys.* **1999**, *111*, 2595-2605.
- Bayes, K. D.; Toohey, D. W.; Friedl, R. R.; Sander, S. P. Measurements of quantum yields of bromine atoms in the photolysis of bromoform from 266 to 324 nm. *J. Geophys. Res.* **2003**, *108*, 4095, doi:10.29/2002JD002877.
- Benter, T.; Feldmann, C.; Kirchner, U.; Schmidt, M.; Schmidt, S.; Schindler, R. N. UV/VIS-absorption spectra of HOBr and CH₃OBr: Br(²P_{3/2}) atom yields in the photolysis of HOBr. *Ber. Bunsenges. Phys. Chem.* **1995**, *99*, 1144-1147.
- Bilde, M.; Wallington, T. J.; Ferronato, G.; Orlando, J. J.; Tyndall, G. S.; Estupinan, E.; Haberkorn, S. Atmospheric chemistry of CH₂BrCl, CHBrCl₂, CHBr₂Cl, CF₃CHBrCl, and CBr₂Cl₂. *J. Phys. Chem. A* **1998**, *102*, 1976-1986, doi:10.1021/jp9733375.
- Bridges, L.; White, J. M. Photochemistry of methanethiol at 254 and 214 nm. *J. Phys. Chem.* **1973**, *77*, 295-298.
- Brion, C. E.; Iida, Y.; Carnovale, F.; Thomson, J. P. Absolute dipole oscillator strengths for photoabsorption, photoionization and ionic photofragmentation processes in HBr. *Chem. Phys.* **1985**, *98*, 327-339.
- Burkholder, J. B. Rate coefficient for the reaction: Br + Br₂O → Br₂ + BrO. *Int. J. Chem. Kinet.* **1998**, *30*, 571-576.
- Burkholder, J. B.; Gilles, M. K.; Gierczak, T.; Ravishankara, A. R. The atmospheric degradation of 1-bromopropane (CH₃CH₂CH₂Br): The photochemistry of bromoacetone. *Geophys. Res. Lett.* **2002**, *29*, 1822, doi:10.1029/2002GL014712.
- Burkholder, J. B.; Knight, G.; Orlando, J. J. UV absorption spectrum of BrOCl. *J. Photochem. Photobiol. A: Chem.* **2000**, *134*, 133-137.
- Burkholder, J. B.; Orlando, J. J. UV absorption cross-sections of *cis*-BrONO. *Chem. Phys. Lett.* **2000**, *317*, 603-608.
- Burkholder, J. B.; Ravishankara, A. R.; Solomon, S. UV/visible and IR absorption cross sections of BrONO₂. *J. Geophys. Res.* **1995**, *100*, 16793-16800.
- Burkholder, J. B.; Wilson, R. R.; Gierczak, T.; Talukdar, R.; McKeen, S. A.; Orlando, J. J.; Vaghjiani, G. L.; Ravishankara, A. R. Atmospheric fate of CF₃Br, CF₂Br₂, CF₂ClBr, and CF₂BrCF₂Br. *J. Geophys. Res.* **1991**, *96*, 5025-5043.
- Cadman, P.; Simons, J. P. Reactions of hot halomethyl radicals. *Trans. Faraday Soc.* **1966**, *62*, 631-641.
- Causley, G. C.; Russell, B. R. Vacuum ultraviolet absorption spectra of the bromomethanes. *J. Chem. Phys.* **1975**, *62*, 848-857.
- Clyne, M. A. A.; Cruse, H. W. Rates of elementary reactions involving the BrO (X²Π) and IO (X²Π) radicals. *Trans. Faraday Soc.* **1970**, *66*, 2214-2226.
- Cooper, M. J.; Wrede, E.; Orr-Ewing, A. J.; Ashfold, M. N. R. Ion imaging studies of the Br(²P₁) atomic products resulting from Br₂ photolysis in the wavelength range 260-580 nm. *J. Chem. Soc. Faraday Trans.* **1998**, *94*, 2901-2907.
- Cox, R. A.; Sheppard, D. W.; Stevens, M. P. Absorption coefficients and kinetics of the BrO radical using molecular modulation. *J. Photochem.* **1982**, *19*, 189-207.
- Davidson, N. The ultraviolet absorption spectra and the refractive indices of some fluorobromomethanes. *J. Am. Chem. Soc.* **1951**, *73*, 467-468, doi:10.1021/ja01145a506.
- Deters, B.; Burrows, J. P.; Himmelmann, S.; Blindauer, C. Gas phase spectra of HOBr and Br₂O and their atmospheric significance. *Ann. Geophys.* **1996**, *14*, 468-475.
- Deters, B.; Burrows, J. P.; Orphal, J. UV-visible absorption cross sections of bromine nitrate determined by photolysis of BrONO₂/Br₂ mixtures. *J. Geophys. Res.* **1998**, *103*, 3563-3570.
- Doucet, J.; Gilbert, R.; Sauvageau, P.; Sandorfy, C. Photoelectron and far-ultraviolet spectra of CF₃Br, CF₂BrCl, and CF₂Br₂. *J. Chem. Phys.* **1975**, *62*, 366-369.
- Doucet, J.; Sauvageau, P.; Sandorfy, C. Vacuum ultraviolet and photoelectron spectra of fluoro-chloro derivatives of methane. *J. Chem. Phys.* **1973**, *58*, 3708-3716.
- Ebenstein, W. L.; Wiesenfeld, J. R.; Wolk, G. L. Photodissociation of alkyl bromides. *Chem. Phys. Lett.* **1978**, *53*, 185-189.

- Eden, C.; Feilchenfeld, H.; Manor, S. Simultaneous spectrophotometric determination of nitrosyl bromide and bromine. *Anal. Chem.* **1969**, *41*, 1150-1151.
- Felps, W. S.; Rupnik, K.; McGlynn, S. P. Electronic spectroscopy of the cyanogen halides. *J. Phys. Chem.* **1991**, *95*, 639-656, doi:10.1021/j100155a028.
- Fleischmann, O. C.; Burrows, J. P.; Orphal, J. Time-windowing Fourier transform absorption spectroscopy for flash photolysis investigations. *J. Photochem. Photobiol. A: Chem.* **2003**, *157*, 127-136, doi:10.1016/S1010-6030(03)00069-8.
- Francisco, J. S.; Hand, M. R.; Williams, I. H. *Ab Initio* study of the electronic spectrum of HOBr. *J. Phys. Chem.* **1996**, *100*, 9250-9253.
- Gilles, M. K.; Turnipseed, A. A.; Burkholder, J. B.; Ravishankara, A. R. Kinetics of the IO radical. 2. Reaction of IO with BrO. *J. Phys. Chem. A* **1997**, *101*, 5526-5534, doi:10.1021/jp9709159.
- Gillotay, D.; Jenouvrier, A.; Coquart, B.; Mérienne, M. F.; Simon, P. C. Ultraviolet absorption cross-sections of bromoform in the temperature range 295-240K. *Planet. Space Sci.* **1989**, *37*, 1127-1140.
- Gillotay, D.; Simon, P. C. Ultraviolet absorption cross-sections of methyl bromide at stratospheric temperatures. *Ann. Geophys.* **1988**, *6*, 211-215.
- Gillotay, D.; Simon, P. C. Ultraviolet absorption spectrum of trifluoro-bromo-methane, difluoro-dibromo-methane and difluoro-bromo-chloro-methane in the vapor phase. *J. Atmos. Chem.* **1989**, *8*, 41-62.
- Gillotay, D.; Simon, P. C. Ultraviolet absorption cross-sections of photoactive species of stratospheric interest Part 1: The halocarbons. *Aeronomica Acta A* **1990**, *356*, 1-173.
- Gillotay, D.; Simon, P. C.; Dierickx, L. Temperature dependence of ultraviolet absorption cross-sections of brominated methanes and ethanes. *Aeronomica Acta* **1988**, *A335*, 1-25.
- Giolando, D. M.; Fazekas, G. B.; Taylor, W. D.; Takacs, G. A. Atmospheric photochemistry of CF₂ClBr. *J. Photochem.* **1980**, *14*, 335-339.
- Goodeve, C. F.; Taylor, A. W. C. The continuous absorption spectrum of hydrogen bromide. *Proc. Roy. Soc. London A* **1935**, *152*, 221-230.
- Gordus, A. A.; Bernstein, R. B. Isotope effect in continuous ultraviolet absorption spectra: Methyl bromide-*d*₃ and chloroform-*d*. *J. Chem. Phys.* **1954**, *22*, 790-795.
- Gosnell, T. R.; Taylor, A. J.; Lyman, J. L. Ultrafast absorption spectroscopy of photodissociated CF₂Br₂: Details of the reaction mechanism and evidence for anomalously slow intramolecular vibrational redistribution within the CF₂Br intermediate. *J. Chem. Phys.* **1991**, *94*, 5949-5953.
- Gray, L. T. M.; Style, D. W. G. The absorption of light by chlorine, bromine and their gaseous mixtures. *Proc. Roy. Soc. London* **1930**, *A 126*, 603-612.
- Harwood, M. H.; Burkholder, J. B.; Ravishankara, A. R. Photodissociation of BrONO₂ and N₂O₅: Quantum yields for NO₃ production at 248, 308, and 352.5 nm. *J. Phys. Chem. A* **1998**, *102*, 1309-1317.
- Haugen, H. K.; Weitz, E.; Leone, S. R. Accurate quantum yields by laser gain vs absorption spectroscopy: Investigation of Br/Br* channels in photofragmentation of Br₂ and IBr. *J. Chem. Phys.* **1985**, *83*, 3402-3412.
- Hemenway, C. P.; Lindeman, T. G.; Wiesenfeld, J. R. Measurement of the A ³Π_{1u} ← X ¹Σ_g⁺ continuum absorptivity in Br₂. *J. Chem. Phys.* **1979**, *70*, 3560-3561.
- Hippler, H.; Luu, S. H.; Teitelbaum, H.; Troe, J. Flash photolysis study of the NO-catalyzed recombination of bromine atoms. *Int. J. Chem. Kinet.* **1978**, *10*, 155-169.
- Houel, N.; van den Bergh, H. BrNO—thermodynamic properties, the ultraviolet/vis spectrum, and the kinetics of its formation. *Int. J. Chem. Kinet.* **1977**, *9*, 867-874.
- Hoxha, A.; Loch, R.; Leyh, B.; Dehareng, D.; Hottmann, K.; Jochims, H. W.; Baumgärtel, H. The photoabsorption and constant ionic state spectroscopy of vinylbromide. *Chem. Phys.* **2000**, *260*, 237-247.
- Hubinger, S.; Nee, J. B. Absorption spectra of Cl₂, Br₂ and BrCl between 190 and 600 nm. *J. Photochem. Photobiol. A: Chem.* **1995**, *86*, 1-7.
- Huebert, B. J.; Martin, R. M. Gas-phase far-ultraviolet absorption spectrum of hydrogen bromide and hydrogen iodide. *J. Phys. Chem.* **1968**, *72*, 3046-3048, doi:10.1021/j100854a071.
- Ibuki, T. Vacuum ultraviolet absorption spectra and photodissociative excitation of CHBr₂Cl and CHBrCl₂. *J. Chem. Phys.* **1992**, *96*, 8793-8798.
- Ibuki, T.; Takahashi, N.; Hiraya, A.; Shobatake, K. CCl₂(¹B₁) radical formation in VUV photolyses of CCl₄ and CBrCl₃. *J. Chem. Phys.* **1986**, *85*, 5717-5722, doi:10.1063/1.451532.
- Ingham, T.; Bauer, D.; Landgraf, J.; Crowley, J. N. Ultraviolet-visible absorption cross sections of gaseous HOBr. *J. Phys. Chem. A* **1998**, *102*, 3293-3298.
- Jee, Y.-J.; Jung, Y.-J.; Jung, K.-H. Photodissociation of Br₂ at 234 and 265 nm: Imaging studies of one and two photon excitation. *J. Chem. Phys.* **2001**, *115*, 9739-9746, doi:10.1063/1.1410977.
- Jee, Y.-J.; Park, M. S.; Kim, Y. S.; Jung, Y.-J.; Jung, K.-H. Photodissociation of bromine molecule near 265 nm. *Chem. Phys. Lett.* **1998**, *287*, 701-708.
- Jost, W. Das Gleichgewicht zwischen chlor, brom und bromchlorid (BrCl). *Z. Phys. Chem. A* **1931**, *153*, 143-152.

- Jung, Y.-J.; Park, M. S.; Kim, Y. S.; Jung, K.-H.; Volpp, H.-R. Photodissociation of CBrCl₃ at 234 and 265 nm: Evidence of the curve crossing. *J. Chem. Phys.* **1999**, *111*, 4005-4012.
- Knight, G.; Ravishankara, A. R.; Burkholder, J. B. Laboratory studies of OBrO. *J. Phys. Chem. A* **2000**, *104*, 11121-11125, doi:10.1021/jp002226u.
- Ko, M. K. W.; Newman, P. A.; Reimann, S.; Strahan, S. E.; Plumb, R. A.; Stolarski, R. S.; Burkholder, J. B.; Mellouki, W.; Engel, A.; Atlas, E. L.; Chipperfield, M.; Liang, Q. Lifetimes of Stratospheric Ozone-Depleting Substances, Their Replacements, and Related Species, SPARC Report No. 6, WCRP-15/2013, 2013, <http://www.sparc-climate.org/publications/sparc-reports/sparc-report-no6/>.
- Kozlov, S. N.; Orkin, V. L.; Huie, R. E.; Kurylo, M. J. OH reactivity and UV spectra of propane, n-propyl bromide, and isopropyl bromide. *J. Phys. Chem. A* **2003**, *107*, 1333-1338, doi:10.1021/jp021806j.
- Krajnovich, D.; Zhang, Z.; Butler, L.; Lee, Y. T. Photodissociation of CF₂Br₂ at 248 nm by the molecular beam method. *J. Phys. Chem.* **1984**, *88*, 4561-4566.
- Laszlo, B.; Huie, R. E.; Kurylo, M. J.; Miziolek, A. W. Kinetic studies of the reactions of BrO and IO radicals. *J. Geophys. Res.* **1997**, *102*, 1523-1532, doi:10.1029/96JD00458.
- Lee, S.-H.; Jung, Y.-J.; Jung, K.-H. Photodissociation dynamics of CH₂BrCl at 234 nm. *Chem. Phys.* **2000**, *260*, 143-150.
- Libuda, H. G. Spektroskopische und kinetische Untersuchungen an halogenierten Carbonylverbindungen von atmosphärischem Interesse. PhD-Thesis, University of Wuppertal, Germany, 1992.
- Libuda, H. G.; Zabel, F.; Becker, K. H. "UV spectra of some organic chlorine and bromine compounds of atmospheric interest"; Kinetics and Mechanisms for the Reactions of Halogenated Organic Compounds in the Troposphere. STEP-HALOCSIDE/AFEAS WORKSHOP, 1991, Dublin, Ireland.
- Lindeman, T. G.; Wiesenfeld, J. R. Photodissociation of Br₂ in the visible continuum. *J. Chem. Phys.* **1979**, *70*, 2882-2888.
- Locht, R.; Leyh, B.; Jochims, H. W.; Baumgärtel, H. The vacuum UV photoabsorption spectrum of methyl bromide (CH₃Br) and its perdeuterated isotopomer CD₃Br: a Rydberg series analysis. *Chem. Phys.* **2005**, *317*, 73-86, doi:10.1016/j.chemphys.2005.06.002.
- Lock, M.; Barmes, R. J.; Sinha, A. Near-threshold photodissociation dynamics of HOBr: Determination of product state distribution, vector correlation, and heat of formation. *J. Phys. Chem.* **1996**, *100*, 7972-7980, doi:10.1021/jp9532428.
- Maloney, K. K.; Palmer, H. B. Low-pressure thermal decomposition of ONBr and ONCl in shock waves. *Int. J. Chem. Kinet.* **1973**, *5*, 1023-1037.
- Man, S.-Q.; Kwok, W. M.; Phillips, D. L.; Johnson, A. E. Short-time photodissociation dynamics of A-band and B-band bromiodomethane in solution: An examination of bond selective electronic excitation. *J. Chem. Phys.* **1996**, *105*, 5842-5857.
- Maric, D.; Burrows, J. P.; Moortgat, G. K. A Study of the UV-visible absorption spectra of Br₂ and BrCl. *J. Photochem. Photobiol A: Chem.* **1994**, *83*, 179-192.
- McGivern, W. S.; Li, R.; Zou, P.; North, S. W. Photodissociation dynamics of CH₂BrCl studied using resonance enhanced multiphoton ionization (REMPI) with time-of-flight mass spectrometry. *J. Chem. Phys.* **1999**, *111*, 5771-5779.
- McMillan, V. personal communication to J.G. Calvert, J.N. Pitts, Jr., Photochemistry, London, 1966, p. 184. **1966**.
- Miller, C. E.; Nikolaisen, S. L.; Francisco, J. S.; Sander, S. P. The OBrO C(²A₂) ← X(²B₁) absorption spectrum. *J. Chem. Phys.* **1997**, *107*, 2300-2307.
- Minaev, B. F. The singlet-triplet absorption and photodissociation of the HOCl, HOBr, and HOI molecules calculated by the MCSCF quadratic response method. *J. Phys. Chem. A* **1999**, *103*, 7294-7309.
- Molina, L. T.; Molina, M. J. Quantum yields for the photodissociation of CBr₂F₂ in the 200-300-nm region. *J. Phys. Chem.* **1983**, *87*, 1306-1308, doi:10.1021/j100231a008.
- Molina, L. T.; Molina, M. J.; Rowland, F. S. Ultraviolet absorption cross sections of several brominated methanes and ethanes of atmospheric interest. *J. Phys. Chem.* **1982**, *86*, 2672-2676, doi:10.1021/j100211a023.
- Moortgat, G. K.; Meller, R.; Schneider, W. Temperature dependence (256-296K) of the absorption cross-sections of bromoform in the wavelength range 285-360 nm. In *The Tropospheric Chemistry of Ozone in the Polar Regions*; Niki, H., Becker, K. H., Eds.; Springer-Verlag: Berlin, 1993; pp 359-369.
- Mössinger, J. C.; Shallcross, D. E.; Cox, R. A. UV-Vis absorption cross-sections and atmospheric lifetimes of CH₂Br₂, CH₂I₂ and CH₂BrI. *J. Chem. Soc. Faraday Trans.* **1998**, *94*, 1391-1396.
- Nee, J. B.; Suto, M.; Lee, L. C. Quantitative spectroscopy study of HBr in the 105-235 nm region. *J. Chem. Phys.* **1986**, *85*, 4919-4924, doi:10.1063/1.451728.
- Okabe, H. Photodissociation of thiophosgene. *J. Chem. Phys.* **1977**, *66*, 2058-2062.
- Okabe, H. Photochemistry of acetylene at 1849 Å. *J. Chem. Phys.* **1983**, *78*, 1312-1317.
- Olney, T. N.; Cooper, G.; Chan, W. F.; Burton, G. R.; Brion, C. E.; Tan, K. H. Absolute photoabsorption and photoionization studies of methyl bromide using dipole electron impact and synchrotron radiation PES techniques. *Chem. Phys.* **1997**, *218*, 127-149.

- Orkin, V. L.; Kasimovskaya, E. E. Ultraviolet absorption spectra of some Br-containing haloalkenes. *J. Atmos. Chem.* **1995**, *21*, 1-11.
- Orkin, V. L.; Khamaganov, V. G.; Guschin, A. G.; Huie, R. E.; Kurylo, M. J. Atmospheric fate of chlorobromomethane: Rate constant for the reaction with OH, UV spectrum, and water solubility. *J. Phys. Chem. A* **1997**, *101*, 174-178.
- Orkin, V. L.; Louis, F.; Huie, R. E.; Kurylo, M. J. Photochemistry of bromine-containing fluorinated alkenes: Reactivity toward OH and UV spectra. *J. Phys. Chem. A* **2002**, *106*, 10195-10199, doi:10.1021/jp014436s.
- Orlando, J. J.; Burkholder, J. B. Gas-phase UV/visible absorption spectra of HOBr and Br₂O. *J. Phys. Chem.* **1995**, *99*, 1143-1150.
- Orlando, J. J.; Burkholder, J. B.; Bopegedera, A. M. R. P.; Howard, C. J. Infrared measurements of BrO ($X^2\Pi_{3/2}$). *J. Mol. Spectrosc.* **1991**, *145*, 278-289.
- Papanastasiou, D. K.; McKeen, S. A.; Burkholder, J. B. The very short-lived ozone depleting substance CHBr₃ (bromoform): revised UV absorption spectrum, atmospheric lifetime and ozone depletion potential. *Atmos. Chem. Phys.* **2014**, *14*, 3017-3025, doi:10.5194/acp-14-3017-2014.
- Papanastasiou, D. K.; Rontu Carlon, N.; Neuman, J. A.; Fleming, E. L.; Jackman, C. H.; Burkholder, J. B. Revised UV absorption spectra, ozone depletion potentials, and global warming potentials for the ozone-depleting substances CF₂Br₂, CF₂ClBr, and CF₂BrCF₂Br. *Geophys. Res. Lett.* **2013**, *40*, doi:10.1002/GRL.50121.
- Passchier, A. A.; Christian, J. D.; Gregory, N. W. The ultraviolet-visible absorption spectrum of bromine between room temperature and 440°. *J. Phys. Chem.* **1967**, *71*, 937-942, doi:10.1021/j100863a025.
- Pence, W. H.; Baughum, S. L.; Leone, S. R. Laser UV photofragmentation of halogenated molecules. Selective bond dissociation and wavelength-specific quantum yields for excited I(²P_{1/2}) and Br(²P_{1/2}) atoms. *J. Phys. Chem.* **1981**, *85*, 3844-3851, doi:10.1021/j150625a027.
- Petersen, A. B.; Smith, I. W. M. Yields of Br*(4²P_{1/2}) as a function of wavelength in the photodissociation of Br₂ and IBr. *Chem. Phys.* **1978**, *30*, 407-413.
- Peterson, K. A.; Francisco, J. S. Should bromoform absorb at wavelengths longer than 300 nm? *J. Chem. Phys.* **2002**, *117*, 6103-6107, doi:10.1063/1.1502639.
- Porret, D.; Goodeve, C. F. The continuous absorption spectra of alkyl iodides and alkyl bromides and their quantal interpretation. *Proc. Roy. Soc. Lond. A* **1938**, *165*, 31-42.
- Rattigan, O. V.; Jones, R. L.; Cox, R. A. The visible spectrum of gaseous OBrO. *Chem. Phys. Lett.* **1994**, *230*, 121-126.
- Rattigan, O. V.; Lary, D. J.; Jones, R. L.; Cox, R. A. UV-visible absorption cross sections of gaseous Br₂O and HOBr. *J. Geophys. Res.* **1996**, *101*, 23021-23033.
- Ravishankara, A. R.; Wine, P. H.; Langford, A. O. Absolute rate constant for the reaction OH + HBr → H₂O + Br. *Chem. Phys. Lett.* **1979**, *63*, 479-484.
- Regan, P. M.; Langford, S. R.; Orr-Ewing, A. J.; Ashfold, M. N. R. The ultraviolet photodissociation dynamics of hydrogen bromide. *J. Chem. Phys.* **1999**, *110*, 281-288.
- Ribaud, M. G. Contribution a l'étude de l'absorption de la lumière par les gaz. *Ann. Phys.* **1919**, *12*, 107-226.
- Robbins, D. E. Photodissociation of methyl chloride and methyl bromide in the atmosphere. *Geophys. Res. Lett.* **1976**, *3*, 213-216.
- Romand, J. Absorption ultraviolette dans la région de Schumann étude de: ClH, BrH et IH gazeux. *Ann. Phys. (Paris)* **1949**, *4*, 529-590.
- Rowley, D. M.; Harwood, M. H.; Freshwater, R. A.; Jones, R. L. A novel flash photolysis/UV absorption system employing charge-coupled device (CCD) detection: A study of the BrO + BrO reaction at 298 K. *J. Phys. Chem.* **1996**, *100*, 3020-3029, doi:10.1021/jp951825b.
- Roxlo, C.; Mandl, A. Vacuum ultraviolet absorption cross sections for halogen containing molecules. *J. Appl. Phys.* **1980**, *51*, 2969-2972.
- Sander, S. P.; Friedl, R. R. Kinetics and product studies of the reaction ClO + BrO using flash photolysis-ultraviolet absorption. *J. Phys. Chem.* **1989**, *93*, 4764-4771.
- Schander, J.; Russell, B. R. Vacuum ultraviolet spectra of bromoethylene and dibromoethylenes. *J. Am. Chem. Soc.* **1976**, *98*, 6900-6904, doi:10.1021/ja00438a024.
- Scheffler, D.; Grothe, H.; Willner, H.; Frenzel, A.; Zetzsch, C. Properties of pure nitryl bromide. Thermal behavior, UV/vis and FTIR spectra, and photoisomerization to *trans*-BrONO in an argon matrix. *Inorg. Chem.* **1997**, *36*, 335-338.
- Secombe, D. P.; Chim, R. Y. L.; Tuckett, R. P.; Jochims, H. W.; Baumgärtel, H. Vacuum-ultraviolet absorption and fluorescence spectroscopy of CF₂H₂, CF₂Cl₂, and CF₂Br₂ in the range 8–22 eV. *J. Chem. Phys.* **2001**, *114*, 4058-4073, doi:10.1063/1.1344888.
- Secombe, D. P.; Tuckett, R. P.; Baumgärtel, H.; Jochims, H. W. Vacuum-UV fluorescence spectroscopy of CCl₃F, CCl₃H and CCl₃Br in the range 8–30 eV. *Phys. Chem. Chem. Phys.* **1999**, *1*, 773-782.
- Seery, D. J.; Britton, D. The continuous absorption spectra of chlorine, bromine, bromine chloride, iodine chloride, and iodine bromide. *J. Phys. Chem.* **1964**, *68*, 2263-2266, doi:10.1021/j100790a039.

- Sidebottom, H. W.; Tedder, J. M.; Walton, J. C. Photolysis of bromotrichloromethane. *Trans. Faraday Soc.* **1969**, *65*, 755-762.
- Soller, R.; Nicovich, J. M.; Wine, P. H. Bromine nitrate photochemistry: Quantum yields for O, Br, and BrO over the wavelength range 248-355 nm. *J. Phys. Chem. A* **2002**, *106*, 8378-8385, doi:10.1021/jp020018r.
- Spencer, J. E.; Rowland, F. S. Bromine nitrate and its stratospheric significance. *J. Phys. Chem.* **1978**, *82*, 7-10, doi:10.1021/j100490a002.
- Sulzer, P.; Wieland, K. Intensitätsverteilung eines kontinuierlichen absorptions-spektrums in abhängigkeit von temperatur und wellenzahl. *Helv. Phys. Acta* **1952**, *25*, 653-676.
- Suto, M.; Lee, L. C. Emission spectra of CF₃ radicals. V. Photodissociation of CF₃H, CF₃Cl, and CF₃Br by vacuum ultraviolet. *J. Chem. Phys.* **1983**, *79*, 1127-1133, doi:10.1063/1.445914.
- Taketani, F.; Takahashi, K.; Matsumi, Y. Quantum yields for Cl(²P_i) atom formation from the photolysis of chlorofluorocarbons and chlorinated hydrocarbons at 193.3 nm. *J. Phys. Chem. A* **2005**, *109*, 2855-2860, doi:10.1021/jp044218+.
- Talukdar, R.; Mellouki, A.; Gierczak, T.; Burkholder, J. B.; McKeen, S. A.; Ravishankara, A. R. Atmospheric lifetime of CHF₂Br, a proposed substitute for halons. *Science* **1991**, *252*, 693-695.
- Talukdar, R. K.; Hunter, M.; Warren, R. F.; Burkholder, J. B.; Ravishankara, A. R. UV laser photodissociation of CF₂ClBr and CF₂Br₂ at 298 K: quantum yields of Cl, Br, and CF₂. *Chem. Phys. Lett.* **1996**, *262*, 669-674.
- Talukdar, R. K.; Vashjani, G. L.; Ravishankara, A. R. Photodissociation of bromocarbons at 193, 222, and 248 nm: Quantum yields of Br atom at 298 K. *J. Chem. Phys.* **1992**, *96*, 8194-8201.
- Tellinghuisen, J. Precise equilibrium constants from spectrophotometric data: BrCl in Br₂/Cl₂ gas mixtures. *J. Phys. Chem. A* **2003**, *107*, 753-775, doi:10.1021/jp027227w.
- Tellinghuisen, J. Equilibrium constants from spectrophotometric data: Dimer formation in gaseous Br₂. *J. Phys. Chem. A* **2008**, *112*, 5902-5907, doi:10.1021/jp8020358.
- Tzeng, W. B.; Lee, Y. R.; Lin, S. M. Photodissociation of CH₂BrCl at 248 and 193 nm investigated by translational spectroscopy. *Chem. Phys. Lett.* **1994**, *227*, 467-471.
- Uthman, A. P.; Demlein, P. J.; Allston, T. D.; Withiam, M. C.; McClements, M. J.; Takacs, G. A. Photoabsorption spectra of gaseous methyl bromide, ethylene dibromide, nitrosyl bromide, thionyl chloride, and sulfuryl chloride. *J. Phys. Chem.* **1978**, *82*, 2252-2257.
- Vaghjani, G. CH₃SH ultraviolet absorption cross sections in the region 192.5-309.5 nm and photodecomposition at 222 and 193 nm and 296 K. *J. Chem. Phys.* **1993**, *99*, 5936-5943.
- Vatsa, R. K.; Kumar, A.; Naik, P. D.; Rama Rao, K. V. S.; Mittal, J. P. UV absorption spectrum and decay kinetics of CF₂Br in CO₂ laser-induced photodissociation of CF₂Br₂. *Chem. Phys. Lett.* **1993**, *207*, 75-80.
- Vatsa, R. K.; Volpp, H.-R. Absorption cross-sections for some atmospherically important molecules at the H atom Lyman- α wavelength (121.567 nm). *Chem. Phys. Lett.* **2001**, *340*, 289-295.
- Vetter, R.; Ritschel, T.; Züllicke, L. Theoretical study of the low-lying electronically excited states of OBrO. *J. Phys. Chem. A* **2003**, *107*, 1405-1412, doi:10.1021/jp021952p.
- Wahner, A.; Ravishankara, A. R.; Sander, S. P.; Friedl, R. R. Absorption cross section of BrO between 312 and 385 nm at 298 K and 225 K. *Chem. Phys. Lett.* **1988**, *152*, 507-512.
- Walton, J. C. Photolysis of dibromodifluoromethane at 265 nm. *J. Chem. Soc. Faraday Trans.* **1972**, *68*, 1559-1565.
- Washida, N.; Suto, M.; Nagase, S.; Nagashima, U.; Morokuma, K. Emission spectra of CF₃ radicals. IV. Excitation spectra, quantum yields, and potential energy surfaces of the CF₃ fluorescences. *J. Chem. Phys.* **1983**, *78*, 1025-1032, doi:10.1063/1.444902.
- Wen, W. Y.; Noyes, R. M. Ultraviolet spectra of single and double molecules of gaseous bromine. *J. Phys. Chem.* **1972**, *76*, 1017-1018.
- Wheeler, M. D.; Newman, S. M.; Ishiwata, T.; Kawasaki, M.; Orr-Ewing, A. J. Cavity ring-down spectroscopy of the A² $\Pi_{3/2}$ -X² $\Pi_{3/2}$ transition of BrO. *Chem. Phys. Lett.* **1998**, *285*, 346-351.
- Wilmouth, D. M.; Hanisco, T. F.; Donahue, N. M.; Anderson, J. G. Fourier transform ultraviolet spectroscopy of the A² $\Pi_{3/2}$ \square X² $\Pi_{3/2}$ transition of BrO. *J. Phys. Chem. A* **1999**, *103*, 8935-8945.
- Xu, D.; Francisco, J. S.; Huang, J.; Jackson, W. M. Ultraviolet photodissociation of bromoform at 234 and 267 nm by means of ion velocity imaging. *J. Chem. Phys.* **2002**, *117*, 2578-2585, doi:10.1063/1.1491877.
- Zaraga, F.; Nogar, N. S.; Moore, C. B. Transition moment, radiative lifetime, and quantum yield for dissociation of the ³ Π_{0^+} state of ⁸¹Br₂. *J. Mol. Spectrosc.* **1976**, *63*, 564-571.
- Zhang, L.; Fuss, W.; Kompa, K. L. Bond-selective photodissociation of CX (X = Br, I) in XC₂H₄C₂F₄X. *Chem. Phys.* **1990**, *144*, 289-297.
- Zou, P.; McGivern, W. S.; North, S. W. Adiabatic and diabatic dynamics in the photodissociation of CH₂BrCl. *Phys. Chem. Chem. Phys.* **2000**, *2*, 3785-3790, doi:10.1039/b004349o.
- Zou, P.; McGivern, W. S.; Sokhabi, O.; Suits, A. G.; North, S. W. Quantum yields and energy partitioning in the ultraviolet photodissociation of 1,2 dibromo-tetrafluoroethane (Halon-2402). *J. Chem. Phys.* **2000**, *113*, 7149-7157.

SECTION 4H. IO_x PHOTOCHEMISTRY

H1. I₂ (molecular iodine)

[Back to Index](#)



(Recommendation: 06-2, Note: 15-10, Evaluated: 10-6)

Absorption Cross Sections: The UV/vis absorption spectrum of I₂, molecular iodine, between 180 and 750 nm consists of several overlapping electronic transitions. The spectrum has a strong absorption band below 210 nm that peaks at ~181 nm and contains some diffuse band structure. Between 210 and 380 nm the spectrum is continuous with decreasing absorption cross sections toward longer wavelength and a minimum cross section of $\sim 1 \times 10^{-20} \text{ cm}^2 \text{ molecule}^{-1}$ at 380 nm. The visible region of the spectrum shows a strong broad band between 400 and 650 nm that is continuous below 500 nm but shows pronounced rovibrational structure between 500 and 630 nm. The structure is due to the transition from the X¹Σ ground state to the bound B³Π upper state. There is also a weaker underlying continuum in the structured region with a maximum near 533 nm that is due to a transition to a ¹Π repulsive state. At wavelengths >650 nm there is evidence for another weak absorption band. There have been numerous studies of the I₂ absorption spectrum as summarized in Table 4H-1.

Table 4H-1. Summary of I₂ Absorption Cross Sections Studies

Study	Year	Temperature (K)	Wavelength (nm)	10 ²⁰ σ(500 nm) (cm ²)
Vogt and Koenigsberger ¹⁵	1923	321–673	400–600	–
Rabinowitch and Wood ⁷	1936	298	440–650	~291
Kortüm and Friedheim ³	1947	353	450–580	~160 ± 30
Kortüm and Friedheim ³	1947	613	230–600	~170 ± 30
Sulzer and Wieland ¹²	1952	423–1323	360–740	*
Mathieson and Rees ⁴	1956	393	600–850	–
McMillan ⁵	1966	348	400–650	218
Myer and Samson ⁶	1970	298	105–220	–
Tellinghuisen ¹³	1973	298	420–800	219
Roxlo and Mandl ⁸	1980	298	170–230	–
Bauer et al. ¹	1998	298	436, 500	225 ± 9
Saiz-Lopez et al. ⁹	2004	298	182–750	229 ± 27
Spietz ¹⁰	2005	298	428–588	–
Spietz et al. ¹¹	2006	298	500	219 ± 2
Tellinghuisen ¹⁴	2011	273–337	520–640	–

Note:

Uncertainties as reported

* Cross section values at 488 nm are in the range $(176\text{--}113) \times 10^{-20} \text{ cm}^2 \text{ molecule}^{-1}$ over the temperature range 423–1323 K

The cross section data sets from Tellinghuisen,¹³ Saiz-Lopez et al.,⁹ and Spietz et al.^{10,11} are the primary focus of this evaluation. Tellinghuisen¹³ reported room temperature cross sections obtained with a continuum light source at moderate resolution (~2.5 nm). Saiz-Lopez et al.⁹ used a Fourier transform spectrometer to record spectra at a resolution of 4 cm⁻¹ (0.1 nm at 500 nm). Spietz^{10,11} used a grating/CCD spectrometer with a resolution of 0.25 nm. The reported spectra show the largest differences in the structured and long wavelength regions of the spectrum. A direct comparison of cross section data in the structured region is, however, difficult due to the differences in measurement resolution. Saiz-Lopez et al.⁹ examined the cross section dependence on absolute I₂ concentration and bath gas pressure. Their final cross section data were obtained at high bath gas pressure and high resolution. The cross section data sets agree in the structured region to within ~15% when averages over 5 nm intervals are compared. There are significant discrepancies between the Tellinghuisen¹³ and Saiz-Lopez et al.⁹ spectra at wavelengths >~600 nm with differences increasing from 35% at 600 nm to factors of ~2 and ~20 at 710 and 740 nm, respectively. The cross sections reported by Bauer et al.¹ at 436 and 500 nm, $(1.41 \pm 0.05) \times 10^{-18}$ and $(2.25 \pm 0.09) \times 10^{-18} \text{ cm}^2 \text{ molecule}^{-1}$, respectively, are in agreement with the Saiz-Lopez et al.⁹ values. Tellinghuisen¹⁴ used his I₂ spectrum measured at 0.1 nm resolution to determine the B-X transition moment.

The absorption cross sections listed in Table 4H-2 are averages over 5 nm intervals (+2 to -2 nm of the center wavelength) of the data reported by Saiz-Lopez et al.⁹ The average values in Table 4H-2 removes the vibrational band structure in the spectrum and smoothes the data elsewhere. The data in Table 4H-2 are appropriate for atmospheric photolysis rate calculations. Higher resolution cross section data should be obtained from the original studies. Table 4H-3 lists the absorption cross sections at the maxima and minima in the banded region reported by Saiz-Lopez et al.⁹

Photolysis Quantum Yield and Product Studies: Photodissociation quantum yields for I₂ in the structured region of the spectrum were measured by Brewer and Tellinghuisen² using atomic fluorescence under conditions of steady-state irradiation of I₂ at 12 wavelengths in the region 501–624 nm. The quantum yields were determined relative to the purely dissociative continuum at 492 nm, where a unity quantum yield is assumed. The quantum yields were found to be wavelength dependent with values ranging from 0.9 to 0.33.

Table 4H-2. Absorption Cross Sections of I₂ at 295 K

λ (nm)	$10^{20} \sigma$ (cm ²)	λ (nm)	$10^{20} \sigma$ (cm ²)	λ (nm)	$10^{20} \sigma$ (cm ²)	λ (nm)	$10^{20} \sigma$ (cm ²)
185	1853	315	15.1	445	25.8	575	96.6
190	2012	320	12.2	450	33.3	580	92.7
195	1226	325	10.5	455	44.0	585	74.1
200	732	330	7.79	460	57.1	590	65.8
205	519	335	6.18	465	72.2	595	59.4
210	418	340	4.71	470	89.7	600	47.4
215	352	345	4.08	475	109	605	43.3
220	302	350	2.58	480	131	610	40.8
225	260	355	1.94	485	155	615	34.4
230	225	360	1.24	490	179	620	30.5
235	197	365	1.02	495	204	625	28.2
240	169	370	0.659	500	228	630	28.0
245	147	375	0.823	505	254	635	22.6
250	128	380	1.14	510	277	640	23.6
255	110	385	1.01	515	297	645	22.8
260	97.1	390	0.925	520	309	650	21.6
265	84.2	395	1.11	525	319	655	20.7
270	72.9	400	2.93	530	326	660	19.0
275	63.1	405	3.89	535	320	665	17.3
280	54.4	410	4.43	540	306	670	17.7
285	45.9	415	5.44	545	281	675	15.9
290	38.9	420	5.96	550	265	680	14.9
295	32.4	425	8.32	555	237	685	13.9
300	27.4	430	13.5	560	191	690	12.8
305	23.1	435	15.7	565	155	695	10.9
310	18.1	440	20.3	570	130	700	10.3

Note:

Saiz-Lopez et al.,⁹ averaged (see text).

Table 4H-3. Cross Sections at the Maxima and Minima of I₂ at 295 K

λ (nm) Maximum	$10^{20} \sigma$ (cm ²)	λ (nm) minimum	$10^{20} \sigma$ (cm ²)	λ (nm) maximum	$10^{20} \sigma$ (cm ²)	λ (nm) minimum	$10^{20} \sigma$ (cm ²)
500.6	232.5	500.7	231.5	543.6	406.7	545.1	225.3
500.8	233.9	501.0	231.0	545.4	240.5	545.6	219.9
501.1	235.9	501.2	233.7	545.8	371.9	547.4	231.3
501.4	236.6	501.6	234.8	547.6	246.7	548.1	208.0
501.8	239.6	501.9	236.3	548.4	372.2	549.7	226.5
502.1	240.5	502.4	238.8	550.0	251.7	550.6	197.1
502.6	246.5	502.8	240.6	550.8	347.6	552.1	220.6
503.0	247.8	503.3	240.6	552.4	256.8	553.2	187.0
503.5	252.3	503.8	241.0	553.5	321.4	554.6	211.2
504.0	254.4	504.4	243.7	554.8	257.7	555.8	176.3
504.5	255.6	504.9	245.1	556.2	299.4	557.1	200.3
505.2	263.2	505.6	252.0	557.5	254.2	558.6	161.2
505.8	268.7	506.2	252.7	559.0	263.9	559.8	186.1
506.5	271.6	507.0	252.3	560.1	250.0	561.5	126.8
507.2	275.4	507.7	253.7	561.9	203.1	562.7	153.9
507.9	281.7	508.5	254.6	562.9	216.0	564.5	103.7
508.7	284.4	509.3	255.0	564.9	175.0	565.4	143.7
509.6	291.1	510.3	262.8	565.8	208.0	567.5	96.9
510.5	301.6	511.2	264.1	568.1	142.9	568.4	115.4
511.5	308.1	512.2	266.0	568.7	203.5	569.5	131.4
512.5	309.9	513.3	263.0	569.9	139.8	570.7	70.3
513.6	323.1	514.4	266.1	571.0	127.5	571.4	113.9
514.7	325.9	515.6	266.4	571.7	147.2	573.9	76.1
515.9	334.3	516.8	265.0	574.9	131.8	577.3	68.8
517.1	345.9	518.1	269.2	578.1	122.6	580.7	62.7
518.3	353.6	519.4	266.0	581.4	109.7	584.3	51.8
519.8	356.6	520.9	267.1	585.1	105.4	587.8	48.6
521.1	371.0	522.3	267.3	588.7	95.9	591.7	42.4
522.7	379.3	523.9	259.8	592.1	85.7	595.4	42.8
524.2	384.5	525.4	261.4	596.0	80.5	599.1	34.3
525.8	393.7	527.2	252.8	599.6	76.0	603.0	31.6
527.4	398.8	528.9	258.7	603.5	64.3	606.8	28.8
529.2	407.8	530.8	252.2	607.6	53.8	610.8	30.3
531.0	415.9	532.7	242.1	611.8	49.1	614.6	26.4
533.0	423.8	534.7	242.8	615.5	42.5	618.8	26.7
534.9	416.4	536.7	232.6	620.0	37.4	622.2	22.3
537.0	414.8	538.8	224.4	623.6	35.8	627.0	23.1
539.1	409.3	541.0	216.5	628.2	31.8	629.8	24.0
541.4	406.1	543.0	218.5				

Note:

Saiz-Lopez et al.⁹

- (1) Bauer, D.; Ingham, T.; Carl, S. A.; Moortgat, G. K.; Crowley, J. N. Ultraviolet-visible absorption cross sections of gaseous HOI and its photolysis at 355 nm. *J. Phys. Chem.* **1998**, *102*, 2857-2864.
- (2) Brewer, L.; Tellinghuisen, J. Quantum yield for unimolecular dissociation of I₂ in visible absorption. *J. Chem. Phys.* **1972**, *56*, 3929-3938.
- (3) Kortüm, G.; Friedheim, G. Lichtabsorption und molekularzustand des jods in dampf und lösung. *Z. Naturforsch.* **1947**, *2a*, 20-27.
- (4) Mathieson, L.; Rees, A. L. G. Electronic states and potential energy diagram of the iodine molecule. *J. Chem. Phys.* **1956**, *25*, 753-761.
- (5) McMillan, V. personal communication to J.G. Calvert, J.N. Pitts, Jr., Photochemistry, London, 1966, p. 184. **1966**.

- (6) Myer, J. A.; Samson, J. A. R. Absorption cross section and photoionization yield of I₂ between 1050 and 2200 Å. *J. Chem. Phys.* **1970**, *52*, 716-718.
- (7) Rabinowitch, E.; Wood, W. C. The extinction coefficient of iodine and other halogens. *Trans. Faraday Soc.* **1936**, *32*, 540-546.
- (8) Roxlo, C.; Mandl, A. Vacuum ultraviolet absorption cross sections for halogen containing molecules. *J. Appl. Phys.* **1980**, *51*, 2969-2972.
- (9) Saiz-Lopez, A.; Saunders, R. W.; Joseph, D. M.; Ashworth, S. H.; Plane, J. M. C. Absolute absorption cross-section and photolysis rate of I₂. *Atmos. Chem. Phys.* **2004**, *4*, 1443-1450.
- (10) Spietz, P. Absorption cross sections for iodine species of relevance to the photolysis of mixtures of I₂ and O₃ and for the atmosphere. *PhD-Thesis, Univ. of Bremen, Germany* **2005**.
- (11) Spietz, P.; Gómez Martín, J.; Burrows, J. P. Effects of column density on I₂ spectroscopy and a determination of I₂ absorption cross section at 500 nm. *Atmos. Chem. Phys.* **2006**, *6*, 2177-2191.
- (12) Sulzer, P.; Wieland, K. Intensitätsverteilung eines kontinuierlichen absorptions-spektrums in abhängigkeit von temperatur und wellenzahl. *Helv. Phys. Acta* **1952**, *25*, 653-676.
- (13) Tellinghuisen, J. Resolution of the visible-infrared absorption spectrum of I₂ into three contributing transitions. *J. Chem. Phys.* **1973**, *58*, 2821-2834.
- (14) Tellinghuisen, J. Intensity analysis of overlapped discrete and continuous absorption by spectral simulation: The electronic transition moment for the B-X system in I₂. *J. Chem. Phys.* **2011**, *134*, 084301, doi:10.1063/1.3555623.
- (15) Vogt, K.; Koenigsberger, J. Beobachtungen über Absorption in Joddampf and anderen Dämpfen. *Z. Physik* **1923**, *13*, 292-310.

H2. IO (iodine monoxide)

[Back to Index](#)



(Recommendation: 06-2, Note: 10-6, Evaluated: 10-6)

Absorption Cross Sections: The A ²Π_{3/2} ← X ²Π_{3/2} electronic transition for IO, iodine monoxide, yields a UV/vis absorption spectrum between 338 and 488 nm. The A –X band consists of a continuous absorption band with a maximum near 400 nm with a broad progression of vibrational bands superimposed on the continuum at wavelengths >400 nm. The pronounced vibrational band structure has been assigned to progressions in ν', 7-0←-0 and 3-1←-1. Of particular interest (e.g. for the study of the reaction kinetics of IO) is the peak absorption cross section of the strongest vibrational band (4,0) at 427.2 nm. A summary of the available studies (which utilized photolysis of N₂O/I₂, N₂O/CF₃I, and O₃/I₂ mixtures to produce IO) and the corresponding (4,0) peak cross sections at room temperature is given in Table 4H-4.

Table 4H-4. Summary of IO Absorption Cross Section Studies

Study	Year	Temperature (K)	Wavelength Range (nm)	Resolution (nm)	σ(427.2 nm) 10 ⁻¹⁷ cm ²
Cox and Coker ³	1983	303	415–470	0.27	3.1 ^{+2.0} _{-1.5}
Jenkin and Cox ⁸	1985	303	426.9	0.27	2.2 ± 0.5
Sander ¹⁰	1986	250, 273, 298, 317, 341, 373	427.2	0.17	3.1 ± 0.3
Stickel et al. ¹²	1988	300	420–455 444.8–446.4	0.3 0.025	3.1 ± 0.6
Laszlo et al. ⁹	1995	295	340–447	0.3	2.8 ± 0.5
Harwood et al. ⁶	1997	203, 220, 250, 298, 323, 353, 373	427.2	0.14	3.6 ± 0.5*
		203, 213, 233, 253, 273, 298	338–488	0.44	3.0 ± 0.4
Atkinson et al. ¹	1999	295	444.48–447.83 454.98–457.88	0.0013	–
			445.04, 455.17	0.7	

Study	Year	Temperature (K)	Wavelength Range (nm)	Resolution (nm)	$\sigma(427.2 \text{ nm})$ 10^{-17} cm^2
Bloss et al. ²	2001	220, 250, 273, 295, 325	342–455	1.13	1.9 ± 0.17
Dillon et al. ⁴	2005	298	427.08, 427.2	0.08	3.55 ± 0.35
Gómez Martín et al. ⁵	2005	298	427.7, 449.3, 484.9	0.12	3.5 ± 0.3
Spietz et al. ¹¹	2005	298	320.26–480.09	1.3	3.2

* Average value between 203 and 373 K (see text)

The shape of the 298 K spectra reported by Laszlo et al., Harwood et al., and Bloss et al. are similar but with notable differences in the magnitude of the vibrational features due to the dependence on the resolution of the measurement. The absorption cross sections reported by Harwood et al. with a resolution of 0.44 nm and scaled to 0.83 of the value obtained for the (4,0) peak cross section at higher resolution, 0.14 nm, are generally (with exceptions in the region 350–415 nm) higher than those reported by Laszlo et al. (0.3 nm resolution) and Bloss et al. (1.13 nm resolution). The Bloss et al. cross section data are the lowest throughout the spectral region 340–465 nm. The Bloss et al. cross section data are lower than the values reported by Harwood et al. by a factor of ~1.5 in the continuous region of the spectrum and at the peaks of the vibrational bands and up to factor of 5 at the minima between the vibrational bands. Bloss et al. attributed the differences in the spectra to an underlying absorption due to the absorbing species I_2O_2 that is considered to be a product of the IO self-reaction. The absorption spectrum of I_2O_2 is currently not known.

The absorption spectrum reported by Laszlo et al. is higher by a factor of ~1.2–1.5 in the wavelength region 350–370 nm and at the maxima in the 395–405 nm region than the values reported by Harwood et al. However, the spectra are similar in the region of the (6,0) to (4,0) maxima. The absorption cross section measured by Atkinson et al. at high resolution (0.0013 nm) for the (2,0) peak is higher by a factor of ~5 than that reported by Harwood et al., whereas the cross sections reported by Atkinson et al. and Harwood et al. for the (1,0) maximum are nearly the same.

The recommended cross sections in Table 4H-5 were obtained as follows: (1) the spectra of Harwood et al. and Laszlo et al. were degraded to the resolution of the spectrum of Bloss et al. (1.13 nm), (2) the degraded spectra of Harwood et al. were normalized to the (4,0) peak value of Bloss et al., (3) the mean of the degraded and normalized spectra of Harwood et al. and Laszlo et al. and that of Bloss et al. were calculated and averaged over 1 nm intervals. The studies of Dillon et al.,⁴ Gómez Martín et al.,⁵ and Spietz et al.¹¹ are noted but not considered in the present evaluation.

The temperature dependence of the absorption cross section of the (4,0) peak has been studied by Sander (250–373 K), Harwood et al. (203–373 K), and Bloss et al. (220–325 K). The results from these studies are significantly different. Sander report a significant increase in $\sigma(427 \text{ nm})$ from a value of $(2.1 \pm 0.1) \times 10^{-17} \text{ cm}^2 \text{ molecule}^{-1}$ at 373 K to $(5.3 \pm 0.5) \times 10^{-17} \text{ cm}^2 \text{ molecule}^{-1}$ at 250 K. Bloss et al. report a smaller increase in the absorption cross sections with the ratio $\sigma(T)/\sigma(295 \text{ K})$ being 0.85 and 1.23 at 325 K and 220 K, respectively. Harwood et al. used several pulsed laser photolysis sources of IO ($\text{N}_2\text{O}/\text{CF}_3\text{I}$, O_3/I_2 , and $\text{N}_2\text{O}/\text{I}_2$) in their experiments and reported absorption cross sections between $(3.1 \pm 0.4) \times 10^{-17}$ and $(3.9 \pm 0.1) \times 10^{-17} \text{ cm}^2 \text{ molecule}^{-1}$ independent of temperature (203–373 K) and report an average value of $(3.6 \pm 0.5) \times 10^{-17} \text{ cm}^2 \text{ molecule}^{-1}$.

Photolysis Quantum Yield and Product Studies: The quantum yield for $\text{O}(^3\text{P})$ formation following photolysis of IO at 355 nm was measured relative to NO_2 photolysis at the same wavelength to be 0.91 ($^{+0.19}_{-0.26}$) by Ingham et al.⁷ The lifetime of the $\text{A } ^2\Pi_{3/2}$ was measured to be < 20 ns by Turnipseed et al.,¹³ which indicates that electronic collisional quenching does not compete with the dissociation into $\text{O}(^3\text{P}) + \text{I}$. This is consistent with the results of Ingham et al.

Table 4H-5. Recommended Absorption Cross Sections of IO at 298 K

λ (nm)	$10^{20} \sigma$ (cm ²)	λ (nm)	$10^{20} \sigma$ (cm ²)	λ (nm)	$10^{20} \sigma$ (cm ²)	λ (nm)	$10^{20} \sigma$ (cm ²)
339	81.2	373	381	407	606	441	219
340	118	374	413	408	578	442	168
341	100	375	422	409	643	443	183
342	107	376	402	410	813	444	195
343	89	377	413	411	1010	445	957
344	96.2	378	435	412	976	446	805
345	86.2	379	463	413	786	447	392
346	126	380	504	414	589	448	214
347	112	381	548	415	568	449	269
348	108	382	472	416	414	450	156
349	142	383	435	417	460	451	96.9
350	160	384	523	418	734	452	102
351	154	385	560	419	1380	453	87.3
352	165	386	591	420	1200	454	100
353	163	387	603	421	681	455	457
354	181	388	580	422	365	456	441
355	185	389	598	423	253	457	213
356	194	390	622	424	204	458	132
357	207	391	620	425	205	459	183
358	223	392	617	426	302	460	123
359	230	393	642	427	2050	461	82.3
360	242	394	684	428	1370	462	51.9
361	247	395	694	429	543	463	53.6
362	242	396	709	430	309	464	38.2
363	241	397	701	431	208	465	43.4
364	268	398	654	432	173	466	118
365	273	399	671	433	166	467	134
366	291	400	671	434	177	468	67.2
367	313	401	700	435	653	469	24.2
368	326	402	765	436	1880	470	125
369	343	403	859	437	807	471	76.4
370	346	404	864	438	381		
371	339	405	787	439	249		
372	360	406	667	440	256		

Note:

See text

- (1) Atkinson, D. B.; Hudgens, J. W.; Orr-Ewing, A. J. Kinetic studies of the reactions of IO radicals determined by cavity ring-down spectroscopy. *J. Phys. Chem. A* **1999**, *103*, 6173-6180.
- (2) Bloss, W. J.; Rowley, D. M.; Cox, R. A.; Jones, R. L. Kinetics and products of the IO self-reaction. *J. Phys. Chem. A* **2001**, *105*, 7840-7854, doi:10.1021/jp0044936.
- (3) Cox, R. A.; Coker, G. B. Absorption cross sections and kinetics of IO in the photolysis of CH₃I in the presence of ozone. *J. Phys. Chem.* **1983**, *87*, 4478-4484, doi:10.1021/j100245a030.
- (4) Dillon, T. J.; Tucceri, M. E.; Hölscher, D.; Crowley, J. N. Absorption cross-section of IO at 427.2 nm and 298 K. *J. Photochem. Photobiol. A: Chem.* **2005**, *176*, 3-14, doi:10.1016/j.jphotochem.2005.09.025.
- (5) Gómez Martín, J. C.; Spietz, P.; Burrows, J. P. Spectroscopic studies of the I₂/O₃ photochemistry Part 1: Determination of the absolute absorption cross sections of iodine oxides of atmospheric relevance. *J. Photochem. Photobiol. A: Chem.* **2005**, *176*, 15-38, doi:10.1016/j.jphotochem.2005.09.024.
- (6) Harwood, M. H.; Burkholder, J. B.; Hunter, M.; Fox, R. W.; Ravishankara, A. R. Absorption cross sections and self-reaction kinetics of the IO radical. *J. Phys. Chem. A* **1997**, *101*, 853-863, doi:10.1021/jp962429b.
- (7) Ingham, T.; Cameron, M.; Crowley, J. N. Photodissociation of IO (355 nm) and OIO (532 nm): Quantum yields for O(³P) and I(²P₁) production. *J. Phys. Chem. A* **2000**, *104*, 8001-8010, doi:10.1021/jp001166p.

- (8) Jenkin, M. E.; Cox, R. A. Kinetics study of the reactions $\text{IO} + \text{NO}_2 + \text{M} \rightarrow \text{IONO}_2 + \text{M}$, $\text{IO} + \text{IO} \rightarrow$ products, and $\text{I} + \text{O}_3 \rightarrow \text{IO} + \text{O}_2$. *J. Phys. Chem.* **1985**, *89*, 192-199, doi:10.1021/j100247a040.
- (9) Laszlo, B.; Kurylo, M. J.; Huie, R. E. Absorption cross sections, kinetics of formation, and self-reaction of the IO radical produced via the laser photolysis of $\text{N}_2\text{O}/\text{I}_2/\text{N}_2$ Mixtures. *J. Phys. Chem.* **1995**, *99*, 11701-11707, doi:10.1021/j100030a013.
- (10) Sander, S. P. Kinetics and mechanism of the IO + IO reaction. *J. Phys. Chem.* **1986**, *90*, 2194-2199, doi:10.1021/j100401a039.
- (11) Spietz, P.; Gómez Martín, J. C.; Burrows, J. P. Spectroscopic studies of the I_2/O_3 photochemistry Part 2. Improved spectra of iodine oxides and analysis of the IO absorption spectrum. *J. Photochem. Photobiol. A: Chem.* **2005**, *176*, 50-67, doi:10.1016/j.jphotochem.2005.08.023.
- (12) Stickel, R. E.; Hynes, A. J.; Bradshaw, J. D.; Chameides, W. L.; Davis, D. D. Absorption cross sections and kinetic considerations of the IO radical as determined by laser flash photolysis/laser absorption spectroscopy. *J. Phys. Chem.* **1988**, *92*, 1862-1864, doi:10.1021/j100318a600.
- (13) Turnipseed, A. A.; Gilles, M. K.; Burkholder, J. B.; Ravishankara, A. R. LIF detection of IO and the rate coefficients for $\text{I} + \text{O}_3$ and $\text{IO} + \text{NO}$ reactions. *Chem. Phys. Lett.* **1995**, *242*, 427-434, doi:10.1016/0009-2614(95)00774-X.

H3. OIO (iodine dioxide)

[Back to Index](#)



(Recommendation: 06-2, Note: 10-6, Evaluated: 10-6)

Absorption Cross Sections: A qualitative absorption spectrum of OIO, iodine dioxide, was first reported by Himmelmann et al.⁷ at 298 K over the wavelength range 476–667 nm. The absorption spectrum is highly structured due to transitions in the $\text{A} ({}^2\text{A}_2) (i,j,k) \leftarrow \text{X} ({}^2\text{B}_1) (0,0,0)$ band with vibrational progressions in the upper state of the symmetric I-O stretch ($i = 0-9$) and O-I-O bend ($j = 0, 1, 2$). Absorption cross sections have been measured at room temperature by Cox et al.³ (400–600 nm) and Bloss et al.² (514–573 nm) at a resolution of 1.13 nm, by Spietz et al.¹⁰ (392–660 nm) and Gómez Martín et al.⁶ at a resolution of 1.3 nm who report a cross section of $(1.3 \pm 0.3) \times 10^{-17} \text{ cm}^2 \text{ molecule}^{-1}$ at 549.1 nm, and at high resolution ($<0.006 \text{ nm}$) using cavity ring-down spectroscopy by Ashworth et al.¹ and Joseph et al.⁹ (558–578 nm). Joseph et al.⁹ report a cross section of $(1.5 \pm 0.18) \times 10^{-17} \text{ cm}^2 \text{ molecule}^{-1}$ at 567.93 nm.

The peak cross sections at 562 and 568 nm obtained at high resolution are higher by a factor ~1.7 than those reported for a resolution of 1.13 nm. The recommended cross sections listed in Table 4H-6 were obtained by averaging the data reported by Bloss et al.² over 1 nm intervals (reported at intervals of 0.22 nm). The estimated uncertainty in the absolute absorption cross sections is a factor of 3.

Photolysis Quantum Yield and Product Studies: Ingham et al.⁸ studied the photodissociation of OIO at 532 nm. $\text{O}({}^3\text{P})$ atom formation was not detected and an upper limit for the O atom quantum yield of <0.012 was reported (based on an OIO absorption cross section of $2.4 \times 10^{-17} \text{ cm}^2 \text{ molecule}^{-1}$ at 532 nm). Subsequently, Ashworth et al.¹ inferred that OIO predissociates to $\text{I} + \text{O}_2$ via the upper ${}^2\text{B}_2$ state. Ingham et al.⁸ detected $\text{I}({}^2\text{P}_j)$ atoms at high photolysis laser fluence, presumably in a sequential two-photon process, and an upper limit for the I atom quantum yield of <0.15 was reported. Joseph et al.⁹ report the photolysis quantum yield of OIO at 562 nm to be <0.10 . Tucceri et al.¹¹ used pulsed laser photolysis combined with transient absorption spectroscopy/resonance fluorescence detection techniques and reported I atom quantum yields of <0.05 in the wavelength range 560–580 nm and <0.24 at 532 nm. A study by Gómez Martín et al.⁵ contradicts the results from Joseph et al.,⁹ Ingham et al.,⁸ and Tucceri et al.¹¹ Gómez Martín et al.⁵ used a tunable pulsed laser photolysis source combined with cavity ring-down spectroscopy detection of OIO and atomic resonance fluorescence detection of I atoms. They report an I atom quantum yield of (1.07 ± 0.15) over the wavelength range 480–650 nm. In an additional study from the same group, Gómez Martín et al.⁴ report the IO quantum yield to be unity at wavelengths $<480 \text{ nm}$. No quantum yield recommendation is given.

Table 4H-6. Recommended Absorption Cross Sections of OIO at 295 K

λ (nm)	$10^{20} \sigma$ (cm ²)	λ (nm)	$10^{20} \sigma$ (cm ²)	λ (nm)	$10^{20} \sigma$ (cm ²)	λ (nm)	$10^{20} \sigma$ (cm ²)
516	833	531	989	546	582	561	476
517	696	532	1012	547	513	562	769
518	565	533	779	548	665	563	709
519	599	534	636	549	1030	564	524
520	719	535	519	550	842	565	442
521	626	536	643	551	575	566	384
522	573	537	709	552	429	567	613
523	517	538	640	553	377	568	937
524	496	539	548	554	609	569	699
525	534	540	470	555	661	570	475
526	754	541	451	556	604	571	322
527	840	542	494	557	474	572	224
528	697	543	715	558	393		
529	626	544	817	559	373		
530	651	545	676	560	350		

Note:

Bloss et al.,² averaged (see text).

- (1) Ashworth, S. H.; Allan, B. J.; Plane, J. M. C. High resolution spectroscopy of the OIO radical: Implications for the ozone-depleting potential of iodine. *Geophys. Res. Lett.* **2002**, *29*, 1-4, doi:10.1029/2001GL13851.
- (2) Bloss, W. J.; Rowley, D. M.; Cox, R. A.; Jones, R. L. Kinetics and products of the IO self-reaction. *J. Phys. Chem. A* **2001**, *105*, 7840-7854, doi:10.1021/jp0044936.
- (3) Cox, R. A.; Bloss, W. J.; Jones, R. L.; Rowley, D. M. OIO and the atmospheric cycle of iodine. *Geophys. Res. Lett.* **1999**, *26*, 1857-1860.
- (4) Gómez Martín, J. C.; Ashworth, S. H.; Mahajan, A. S.; Plane, J. M. C. Photochemistry of OIO: Laboratory study and atmospheric implications. *Geophys. Res. Lett.* **2009**, *36*, L09802, doi:10.1029/2009GL037642.
- (5) Gómez Martín, J. C.; Plane, J. M. C. Determination of the O–IO bond dissociation energy by photofragment excitation spectroscopy. *Chem. Phys. Lett.* **2009**, *474*, 79-83, doi:10.1016/j.cplett.2009.04.052.
- (6) Gómez Martín, J. C.; Spietz, P.; Burrows, J. P. Spectroscopic studies of the I₂/O₃ photochemistry Part 1: Determination of the absolute absorption cross sections of iodine oxides of atmospheric relevance. *J. Photochem. Photobiol. A: Chem.* **2005**, *176*, 15-38, doi:10.1016/j.jphotochem.2005.09.024.
- (7) Himmelmann, S.; Orphal, J.; Bovensmann, H.; Richter, A.; Ladstätter-Weissenmayer, A.; Burrows, J. P. First observation of the OIO molecule by time-resolved flash photolysis absorption spectroscopy. *Chem. Phys. Lett.* **1996**, *251*, 330-334.
- (8) Ingham, T.; Cameron, M.; Crowley, J. N. Photodissociation of IO (355 nm) and OIO (532 nm): Quantum yields for O(³P) and I(²P₁) production. *J. Phys. Chem. A* **2000**, *104*, 8001-8010, doi:10.1021/jp001166p.
- (9) Joseph, D. M.; Ashworth, S. H.; Plane, J. M. C. The absorption cross-section and photochemistry of OIO. *J. Photochem. Photobiol. A: Chem.* **2005**, *176*, 68-77, doi:10.1016/j.jphotochem.2005.09.003.
- (10) Spietz, P.; Gómez Martín, J. C.; Burrows, J. P. Spectroscopic studies of the I₂/O₃ photochemistry Part 2. Improved spectra of iodine oxides and analysis of the IO absorption spectrum. *J. Photochem. Photobiol. A: Chem.* **2005**, *176*, 50-67, doi:10.1016/j.jphotochem.2005.08.023.
- (11) Tucceri, M. E.; Hölscher, D.; Rodriguez, A.; Dillon, T. J.; Crowley, J. N. Absorption cross section and photolysis of OIO. *Phys. Chem. Chem. Phys.* **2006**, *8*, 834-846, doi:10.1039/b512702e.

H4. HI (hydrogen iodide)[Back to Index](#)

(Recommendation: 06-2, Note: 10-6, Evaluated: 10-6)

Absorption Cross Sections: The UV absorption spectrum of HI, hydrogen iodide, at wavelengths >180 nm has a continuous absorption band with a maximum near 222 nm. At wavelengths <180 nm the spectrum shows strong diffuse band structure. The available studies are summarized in Table 4H-7. For wavelengths >180 nm, there is good agreement between the room temperature absorption cross sections reported by Campuzano-Jost and Crowley,³ Ogilvie,⁹ and Huebert and Martin.⁶ The data reported by Huebert and Martin⁶ and Campuzano-Jost and Crowley³ are nearly identical around the absorption maximum and out to ~275 nm. The cross sections reported by Ogilvie⁹ are slightly greater. At wavelengths >280 nm, the absorption spectra from these three studies diverge somewhat with the cross sections reported by Huebert and Martin⁶ being greater and those of Ogilvie⁹ being smaller than the cross sections reported by Campuzano-Jost and Crowley.³ The recommended cross sections listed in Table 4H-8 are average values over 1 nm intervals of the high resolution (0.08 nm) data from Campuzano-Jost and Crowley.³

Table 4H-7. Summary of HI Absorption Cross Sections Studies

Study	Year	Temperature (K)	Wavelength (nm)	10 ²⁰ σ(222 nm) (cm ²)
Goodeve and Taylor ⁵	1936	298	200–368	69
Romand ¹¹	1949	298	149–159, 164–175, 178–244	62
Huebert and Martin ⁶	1968	195	180–200	–
		296	180–300	81
Ogilvie ⁹	1971	298	192–313	84
Roxlo and Mandl ¹²	1980	298	170–230	62
Bridges and White ²	1973	298	254	–
Rebbert et al. ¹⁰	1973	298	147	–
Campuzano-Jost and Crowley ³	1999	298	198–341	81

Table 4H-8. Recommended Absorption Cross Sections of HI at 298 K

λ (nm)	$10^{20} \sigma$ (cm ²)	λ (nm)	$10^{20} \sigma$ (cm ²)	λ (nm)	$10^{20} \sigma$ (cm ²)	λ (nm)	$10^{20} \sigma$ (cm ²)
199	59.7	235	71.9	271	16.1	307	1.29
200	61.1	236	70.6	272	15.1	308	1.19
201	62.4	237	69.2	273	14.2	309	1.10
202	63.7	238	67.6	274	13.3	310	1.01
203	65.0	239	66.2	275	12.5	311	0.929
204	66.4	240	64.6	276	11.7	312	0.852
205	67.7	241	62.9	277	10.9	313	0.781
206	69.0	242	61.3	278	10.2	314	0.715
207	70.3	243	59.6	279	9.57	315	0.653
208	71.5	244	57.9	280	8.94	316	0.596
209	72.7	245	56.1	281	8.36	317	0.544
210	73.8	246	54.2	282	7.81	318	0.495
211	74.8	247	52.5	283	7.30	319	0.450
212	75.9	248	50.7	284	6.82	320	0.409
213	76.9	249	48.8	285	6.37	321	0.371
214	77.7	250	47.0	286	5.94	322	0.336
215	78.4	251	45.2	287	5.55	323	0.303
216	79.1	252	43.5	288	5.18	324	0.274
217	79.7	253	41.7	289	4.83	325	0.247
218	80.2	254	39.9	290	4.51	326	0.223
219	80.5	255	38.2	291	4.21	327	0.200
220	80.8	256	36.5	292	3.92	328	0.180
221	80.9	257	34.8	293	3.66	329	0.162
222	81.0	258	33.2	294	3.41	330	0.145
223	80.9	259	31.6	295	3.18	331	0.130
224	80.7	260	30.0	296	2.96	332	0.116
225	80.4	261	28.5	297	2.76	333	0.104
226	80.0	262	27.1	298	2.57	334	0.0928
227	79.5	263	25.7	299	2.40	335	0.0828
228	78.9	264	24.3	300	2.23	336	0.0740
229	78.2	265	23.0	301	2.07	337	0.0660
230	77.4	266	21.7	302	1.92	338	0.0591
231	76.5	267	20.5	303	1.77	339	0.0528
232	75.5	268	19.4	304	1.64	340	0.0470
233	74.4	269	18.3	305	1.52		
234	73.2	270	17.2	306	1.40		

Note:

Campuzano-Jost and Crowley,³ averaged (see text).

Photolysis Quantum Yield and Product Studies: Martin and Willard⁸ measured the quantum yield for H and I atoms in the photolysis of HI at 184.9 and 253.7 nm to be near unity. A quantum yield for the loss of HI of unity is recommended for wavelengths >180 nm. Brewer et al.¹ reported the relative quantum yield for the formation of I*(²P_{1/2}) to be 0.47 ± 0.03 at 248 nm. Using broadband flash photolysis, Donohue and Wiesenfeld⁴ obtained an I*(²P_{1/2}) yield of 0.10 ± 0.05. Langford et al.⁷ measured the branching ratio I*(²P_{1/2})/I(²P_{3/2}) in a detailed study at 24 different wavelengths in the range 200–303 nm. They reported a wavelength dependence of the ratio with a value of 0.2 near 208 nm, a maximum value of 1.7 near 252 nm, and a value of 0.1 at 303 nm. These authors review several similar earlier studies and should be consulted for more detailed information.

- (1) Brewer, P.; Das, P.; Ondrey, G.; Bersohn, R. Measurement of the relative populations of $I(^2P_{1/2}^0)$ and $I(^2P_{3/2}^0)$ by laser induced vacuum ultraviolet fluorescence. *J. Chem. Phys.* **1983**, *79*, 720-723.
- (2) Bridges, L.; White, J. M. Photochemistry of methanethiol at 254 and 214 nm. *J. Phys. Chem.* **1973**, *77*, 295-298.
- (3) Campuzano-Jost, P.; Crowley, J. N. Kinetics of the reaction of OH with HI between 246 and 353 K. *J. Phys. Chem. A* **1999**, *103*, 2712-2719.
- (4) Donohue, T.; Wiesenfeld, J. R. Photodissociation of alkyl iodides. *J. Chem. Phys.* **1975**, *63*, 3130-3135.
- (5) Goodeve, C. F.; Taylor, A. W. C. The continuous absorption spectrum of hydrogen iodide. *Proc. Roy. Soc. London* **1936**, *A 154*, 181-187.
- (6) Huebert, B. J.; Martin, R. M. Gas-phase far-ultraviolet absorption spectrum of hydrogen bromide and hydrogen iodide. *J. Phys. Chem.* **1968**, *72*, 3046-3048, doi:10.1021/j100854a071.
- (7) Langford, S. R.; Regan, P. M.; Orr-Ewing, A. J.; Ashfold, M. N. R. On the UV photodissociation dynamics of hydrogen iodide. *Chem. Phys.* **1998**, *231*, 245-260.
- (8) Martin, R. M.; Willard, J. E. Reactions of photochemically produced hot hydrogen atoms. I. Photolysis of HI at 1849 Å. *J. Chem. Phys.* **1964**, *40*, 2999-3007.
- (9) Ogilvie, J. F. Semi-experimental determination of a repulsive potential curve for hydrogen iodide. *Trans. Faraday Soc.* **1971**, *67*, 2205-2215.
- (10) Rebbert, R. E.; Lias, S. G.; Ausloos, P. Photolysis of alkyl iodides at 147.0 nm. The reaction $H + C_nH_{2n+1}I \rightarrow HI + C_nH_{2n+1}$. *Int. J. Chem. Kinet.* **1973**, *5*, 893-908.
- (11) Romand, J. Absorption ultraviolette dans la région de Schumann étude de: ClH, BrH et IH gazeux. *Ann. Phys. (Paris)* **1949**, *4*, 529-590.
- (12) Roxlo, C.; Mandl, A. Vacuum ultraviolet absorption cross sections for halogen containing molecules. *J. Appl. Phys.* **1980**, *51*, 2969-2972.

H5. HOI (hypoiodous acid)

[Back to Index](#)



(Recommendation: 06-2, Note: 10-6, Evaluated: 10-6)

Absorption Cross Sections: The absorption spectrum of HOI, hypoiodous acid, has been measured at room temperature by Bauer et al.¹ (280–500 nm) and Rowley et al.² (280–450 nm). In these studies HOI was produced by reacting OH, which was generated by pulsed laser photolysis, with I₂. Absorption cross sections were determined assuming iodine mass balance and the measured loss of I₂. Two absorption bands of comparable intensity were observed, one between 280 and ~375 nm with a maximum near 340 nm and the other between ~375 and 500 nm with a maximum near 408 nm. The spectra of Bauer et al.¹ and Rowley et al.² are in reasonable agreement with slight differences in the wavelength of the absorption maxima, 2–3 nm, and absolute cross sections, less than ~15% difference. The recommended cross sections listed in Table 4H-9 are the mean of the values reported by Rowley et al.² and Bauer et al.¹

Photolysis Quantum Yield and Product Studies: The OH quantum yield in the photolysis of HOI at 355 nm was measured by Bauer et al. to be close to unity.

Table 4H-9. Recommended Absorption Cross Sections of HOI at 298 K

λ (nm)	$10^{20} \sigma$ (cm ²)	λ (nm)	$10^{20} \sigma$ (cm ²)	λ (nm)	$10^{20} \sigma$ (cm ²)	λ (nm)	$10^{20} \sigma$ (cm ²)
280	0.077	332	36.1	384	20.8	436	11.9
282	0.121	334	37.6	386	22.1	438	10.6
284	0.186	336	38.5	388	23.4	440	9.30
286	0.281	338	39.1	390	24.8	442	8.10
288	0.417	340	39.2	392	26.1	444	7.03
290	0.608	342	38.9	394	27.3	446	6.05
292	0.867	344	38.2	396	28.4	448	5.17
294	1.22	346	37.1	398	29.4	450	4.40
296	1.68	348	35.6	400	30.1	452	3.72
298	2.27	350	33.9	402	30.6	454	3.13
300	3.02	352	32.0	404	30.9	456	2.61
302	3.95	354	30.1	406	30.9	458	2.17
304	5.09	356	28.0	408	30.7	460	1.79
306	6.44	358	26.0	410	30.2	462	1.47
308	8.03	360	24.1	412	29.5	464	1.20
310	9.85	362	22.4	414	28.5	466	0.973
312	11.9	364	20.8	416	27.4	468	0.785
314	14.2	366	19.5	418	26.1	470	0.632
316	16.6	368	18.5	420	24.7	472	0.505
318	19.2	370	17.8	422	23.1	474	0.402
320	21.9	372	17.4	424	21.5	476	0.318
322	24.6	374	17.3	426	19.9	478	0.250
324	27.3	376	17.5	428	18.2	480	0.196
326	29.9	378	18.0	430	16.6		
328	32.2	380	18.8	432	15.0		
330	34.3	382	19.7	434	13.4		

Note:

mean of the data from Bauer et al.¹ and Rowley et al.²

- (1) Bauer, D.; Ingham, T.; Carl, S. A.; Moortgat, G. K.; Crowley, J. N. Ultraviolet-visible absorption cross sections of gaseous HOI and its photolysis at 355 nm. *J. Phys. Chem.* **1998**, *102*, 2857-2864.
- (2) Rowley, D. M.; Mössinger, J. C.; Cox, R. A.; Jones, R. L. The UV-visible absorption cross-sections and atmospheric photolysis rate of HOI. *J. Atmos. Chem.* **1999**, *34*, 137-151.

H6. ICl (iodine chloride)[Back to Index](#)

ICl + hv	→ I(³ P _{3/2}) + Cl(³ P _{3/2})	210 kJ mol ⁻¹	569 nm	(1)
	→ I(³ P _{3/2}) + Cl*(³ P _{1/2})	221 kJ mol ⁻¹	542 nm	(2)
	→ I*(³ P _{1/2}) + Cl(³ P _{3/2})	301 kJ mol ⁻¹	397 nm	(3)
	→ I*(³ P _{1/2}) + Cl*(³ P _{1/2})	312 kJ mol ⁻¹	384 nm	(4)

(Recommendation: 10-6, Note: 10-6, Evaluated: 10-6)

Absorption Cross Sections: The absorption spectrum of ICl, iodine chloride, has been measured at room temperature by Gibson and Ramsperger⁴ (380–570 nm), Seery and Britton⁹ (220–600 nm), Binder¹ (216.5–310 nm), and Jenkin et al.⁵ (210–690 nm). Spectra measured at elevated temperatures have been reported by Binder¹ (293, 387, 489, and 685 K). The spectrum shows two absorption bands of nearly equal peak height, one between 220 and 350 nm with the maximum at ~244 nm and one between 350 and 600 nm with the maximum near 470 nm. The latter band is asymmetric due to the overlap of the B ³Π₀₊ ← X ¹Σ₀₊, ¹Π ← X ¹Σ₀₊, and A ³Π_i ← X ¹Σ₀₊ transitions, as discussed by Seery and Britton⁹ and Mashnin et al.⁷ The experimental data of Seery and Britton⁹ and Jenkin et al.⁵ are in excellent agreement in the region of the visible absorption band but are appreciably higher (by ~35% at the maximum) than the earlier data from Gibson and Ramsperger.⁴ The cross section at the 242 nm maximum reported by Jenkin et al.⁵ is greater by ~14% than those observed by Gibson and Ramsperger⁴ and Seery and Britton.⁹ The larger absorption cross sections reported by Seery and Britton⁹ over the wavelength range 290–360 nm are most likely due to Cl₂ impurities as argued by Jenkin et al.,⁵ who subtracted Cl₂ contributions in their spectral analysis. Jenkin et al.⁵ report their absorption spectrum in graphical form along with cross section values of 5.00 × 10⁻¹⁹ cm² molecule⁻¹ and 4.20 × 10⁻¹⁹ cm² molecule⁻¹ at 244 nm and 467 nm, respectively. The recommended cross sections in Table 4H-10 use these values combined with the absorption cross sections read from a figure given in Jenkin et al.⁵

Binder¹ report a decrease in the 244 nm peak absorption cross section with increasing temperature from 4.40 × 10⁻¹⁹ cm² molecule⁻¹ at 293 K to 3.53 × 10⁻¹⁹ cm² molecule⁻¹ at 685 K.

Photolysis Quantum Yield and Product Studies: The ratio of the Cl atom spin-state quantum yields, Φ(Cl*)/(Φ(Cl*) + Φ(Cl)), has been reported by several groups. Mashnin et al.⁷ showed that for wavelengths in the range 437–532 nm the ratio varied between 0.41 ± 0.02 and 0.79 ± 0.02. The ratio has been reported by Ni and Flynn⁸ to be 0.17 ± 0.04 at 237 nm, 0.67 ± 0.05 at 248 nm by Chichinin,² and 0.55 ± 0.05 at 530 nm by Chichinin et al.³ Tonokura et al.¹⁰ reported Φ(I + Cl), Φ(I + Cl*), and Φ(I* + Cl) to be 0.2, 0.4 and 0.4, respectively, for the wavelength range 235–248 nm. The ratio of I* to I, I*/I, has been reported by Tonokura et al.¹⁰ to be 0.71 ± 0.27 and Jung et al.⁶ to be 0.43 at 304 nm.

Table 4H-10. Recommended Absorption Cross Sections of ICl at 298 K

λ (nm)	$10^{20} \sigma$ (cm ²)
210	7.4
220	21.3
230	40.0
240	49.0
244	50.0
250	47.8
260	36.8
270	24.4
280	12.9
290	6.4
300	3.2
310	<1
320	<1
330	<1
340	<1
350	<1
360	2.3
370	4.6
380	8.74
390	13.8
400	19.0
410	25.0
420	28.5
430	32.0
440	35.4
450	38.8
460	41.7
467	42.0
470	41.8
480	40.0
490	35.4
500	29.0
510	21.1
520	15.6
530	11.0
540	7.3
550	5.5
560	4.2
570	3.4
580	2.9
590	2.1
600	1.9

Note:

Jenkin et al.⁵

- (1) Binder, J. L. The continuous absorption spectrum of iodine monochloride in the ultraviolet. *Phys. Rev.* **1938**, *54*, 114-117.
- (2) Chichinin, A. I. Measurement of Cl(²P_{1/2}) quantum yield for the photodissociation of NOCl, ICl, PCl₃, Cl₂O and COCl₂. *Chem. Phys. Lett.* **1993**, *209*, 459-463.
- (3) Chichinin, A. I.; Chasovnikov, S. A.; Krasnoperov, L. N. The laser photolysis of ICl at 530 nm: A time-resolved LMR study. *Chem. Phys. Lett.* **1987**, *138*, 371-376.
- (4) Gibson, G. E.; Ramsperger, H. C. Band spectra and dissociation of iodine monochloride. *Phys. Rev.* **1927**, *30*, 598-600.

- (5) Jenkin, M. E.; Cox, R. A.; Mellouki, A.; Le Bras, G.; Poulet, G. Kinetics of the reaction of iodine atoms with HO₂ radicals. *J. Phys. Chem.* **1990**, *94*, 2927-2934, doi:10.1021/j100370a036.
- (6) Jung, K.-W.; Ahmadi, T. S.; El-Sayed, M. A. Photofragment translational spectroscopy of ICl at 304 nm. *J. Phys. Chem. A* **1997**, *101*, 6562-6567.
- (7) Mashnin, T. S.; Cheryshev, A. V.; Krasnoperov, L. N. Laser photolysis of ICl. A time-resolved LMR measurement of Cl(²P_{1/2}) relative yield. *Chem. Phys. Lett.* **1993**, *207*, 105-109.
- (8) Ni, C.-K.; Flynn, G. W. State and velocity distributions of Cl atoms produced in the photodissociation of ICl at 237 nm. *Chem. Phys. Lett.* **1993**, *210*, 333-339.
- (9) Seery, D. J.; Britton, D. The continuous absorption spectra of chlorine, bromine, bromine chloride, iodine chloride, and iodine bromide. *J. Phys. Chem.* **1964**, *68*, 2263-2266, doi:10.1021/j100790a039.
- (10) Tonokura, K.; Matsumi, Y.; Kawasaki, M.; Kim, H. L.; Yabushita, S.; Fujimura, S.; Saito, K. Photodissociation of ICl at 235-248 nm. *J. Chem. Phys.* **1993**, *99*, 3461-3467.

H7. IBr (iodine bromide)

[Back to Index](#)

IBr + hv	→ I(³ P _{3/2}) + Br(³ P _{3/2})	178 kJ mol ⁻¹	673 nm	(1)
	→ I(³ P _{3/2}) + Br*(³ P _{1/2})	222 kJ mol ⁻¹	539 nm	(2)
	→ I*(³ P _{1/2}) + Br(³ P _{3/2})	269 kJ mol ⁻¹	446 nm	(3)
	→ I*(³ P _{1/2}) + Br*(³ P _{1/2})	312 kJ mol ⁻¹	383 nm	(4)

(Recommendation: 06-2, Note: 10-6, Evaluated: 10-6)

Absorption Cross Sections: The absorption spectrum of IBr, iodine bromide, has been measured at room temperature by Seery and Britton⁴ over the wavelength range 220–600 nm. The spectrum consists of two absorption bands, a weak band between 220 and 350 nm with the maximum at ~270 nm and a stronger band between 350 and 600 nm with the maximum at ~500 nm. The recommended absorption cross sections in Table 4H-11 are taken from Seery and Britton.⁴


Photolysis Quantum Yield and Product Studies: Absolute quantum yields for Br* formation, Φ(Br*), were measured by Haugen et al.¹ over the wavelength range 450–530 nm. Φ(Br*) increases from a value of 0.28 at 450 nm to a maximum of 0.73 near 500 nm. Peterson and Smith³ reported the ratio of the Br atom spin-state quantum yields, Φ(Br*)/(Φ(Br*) + Φ(Br)), to vary from ~0.3 at 444 nm to a maximum of unity near 520 nm followed by a decline to ~0.1 at 670 nm. Wrede et al.⁵ reported a similar trend over the wavelength range 440–544 nm. Kim et al.² measured the relative quantum yields for the photolysis channels Φ(I + Br), Φ(I + Br*) and Φ(I* + Br) to be 0.23, 0.35 and 0.42, respectively, at 267 nm.

Table 4H-11. Recommended Absorption Cross Sections of IBr at 298 K

λ (nm)	$10^{20} \sigma$ (cm ²)
220	3.59
230	5.70
240	10.2
250	16.7
260	21.4
270	23.1
280	21.1
290	16.8
300	12.4
310	7.95
320	5.39
330	3.36
340	2.14
350	1.45
360	1.52
370	2.37
380	4.17
390	6.96
400	12.0
410	20.5
420	31.7
430	44.8
440	58.7
450	71.9
460	85.2
470	98.5
480	111
490	120
500	122
510	116
520	103
530	85.8
540	67.5
550	52.3
560	36.6
570	27.2
580	19.9
590	14.6
600	11.3

Note:
Seery and Britton⁴

- (1) Haugen, H. K.; Weitz, E.; Leone, S. R. Accurate quantum yields by laser gain vs absorption spectroscopy: Investigation of Br/Br* channels in photofragmentation of Br₂ and IBr. *J. Chem. Phys.* **1964**, *83*, 3402-3412.
- (2) Kim, Y. S.; Jung, Y.-J.; Jung, K.-H. Photodissociation of IBr near 267 nm by center-stripe analysis of two-dimensional image. *J. Chem. Phys.* **1997**, *107*, 3805-3812.
- (3) Petersen, A. B.; Smith, I. W. M. Yields of Br*(4²P_{1/2}) as a function of wavelength in the photodissociation of Br₂ and IBr. *Chem. Phys.* **1978**, *30*, 407-413.
- (4) Seery, D. J.; Britton, D. The continuous absorption spectra of chlorine, bromine, bromine chloride, iodine chloride, and iodine bromide. *J. Phys. Chem.* **1964**, *68*, 2263-2266, doi:10.1021/j100790a039.
- (5) Wrede, E.; Laubach, S.; Schulenburg, S.; Brown, A.; Wouters, E. R.; Orr-Ewing, A. J.; Ashfold, M. N. R. Continuum state spectroscopy: A high resolution ion imaging study of IBr in the wavelength range 440-685 nm. *J. Chem. Phys.* **2001**, *114*, 2629-2646, doi:10.1063/1.1337049#.

H8. INO (nitrosyl iodide)[Back to Index](#)

(Recommendation: 06-2, Note: 10-6, Evaluated: 10-6)

Absorption Cross Sections: The absorption cross sections of INO, nitrosyl iodide, have been measured at room temperature by Porter et al.³ (390–470 nm), van den Bergh and Troe⁴ (around 265 and 410 nm), Basco and Hunt¹ (220–460 nm), and Forte et al.² (223–300 nm and around 410 nm). The spectrum shows two absorption bands, a strong and asymmetric band in the UV between 220 and 300 nm with the maximum at 238 nm, and a second weaker band, weaker by two orders of magnitude, between 355 and 470 nm with a maximum near 410 nm. The results for the UV band are in good agreement except for the region around 250 nm, where the absorption spectrum reported by Basco and Hunt¹ shows a hump and an absorption cross section larger by a factor of ~1.5 than that reported by Forte et al.² The absorption curve in the near UV and visible reported by Porter et al.³ is shifted to longer wavelengths by ~20 nm and the absorption cross sections are smaller by 50-30% at 400–430 nm compared to the results of Basco and Hunt.¹

The recommended absorption cross sections in Table 4H-12 are the mean of the data from Basco and Hunt¹ and Forte et al.² for the wavelength range 223–290 nm and the data from Basco and Hunt¹ at 300, 310, and 360 nm. For the wavelength range 360 < λ < 400 nm, the recommended cross sections are smoothed values from Basco and Hunt.¹ For wavelengths >400 nm, the recommendation is based on the data from van den Berg and Troe,⁴ Basco and Hunt,¹ and Forte et al.²

Photolysis Quantum Yield and Product Studies: The photolysis quantum yield is expected to be unity at wavelengths above the dissociation threshold.

Table 4H-12. Recommended Absorption Cross Sections of INO at 298 K

λ (nm)	$10^{20} \sigma$ (cm ²)
223	225
230	1690
235	5640
238	6850
245	6000
251	4880
260	2270
270	1040
280	500
290	187
300	92
310	41
360	45
370	59
380	65
390	78
400	92
410	110
420	100
430	94
440	80
450	60
460	40

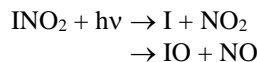
Note:

223–290 nm: mean of data from Basco and Hunt¹ and Forte et al.²300, 310, 360 nm: Basco and Hunt¹370–400 nm: smoothed data from Basco and Hunt¹>400 nm: based on the data from van den Berg and Troe,⁴ Basco and Hunt,¹ and Forte et al.²

- (1) Basco, N.; Hunt, J. E. The recombination of iodine atoms in the presence of nitric oxide. *Int. J. Chem. Kinet.* **1978**, *10*, 733-743.
- (2) Forte, E.; Hippler, H.; van den Bergh, H. INO thermodynamic properties and ultraviolet spectrum. *Int. J. Chem. Kinet.* **1981**, *13*, 1227-1233.
- (3) Porter, G., F.R.S.; Szabó, Z. G.; Townsend, M. G. The recombination of atoms V. Iodine atom recombination in nitric oxide. *Proc. Roy. Soc. Lond. A* **1962**, *A 270*, 493-500.
- (4) van den Bergh, H.; Troe, J. Kinetic and thermodynamic properties of INO and INO₂ intermediate complexes in iodine recombination. *J. Chem. Phys.* **1976**, *64*, 736-742, doi:10.1063/1.432220.

H9. INO₂ (nitryl iodide)

[Back to Index](#)



(1)

(2)

(Recommendation: 15-10, Note: 15-10, Evaluated: 15-10)

Absorption Cross Sections: The UV absorption spectrum of INO₂, nitryl iodide, has been measured at room temperature by Bröske² over the wavelength range 210–390 nm. The spectrum consists of three broad absorption bands with cross sections of 4.20×10^{-18} , 9.6×10^{-19} , and 3.9×10^{-19} cm² molecule⁻¹ at 240, 282, and 342 nm, respectively. These values were obtained assuming the stoichiometric conversion of NO₂ to INO₂ in the photolysis of I₂–NO₂ mixtures. The recommended absorption cross section values in Table 4H-13 were taken from the evaluation by Atkinson et al.¹ Note the cross section values from Bröske² quoted in the Mainz spectral atlas³ differ significantly. On the basis of the mass balance uncertainty in the Bröske study an uncertainty factor of 4 (2σ) is recommended.

Photolysis Quantum Yield and Product Studies: No recommendation.

Table 4H-13. Recommended Absorption Cross Sections of IONO₂ at 298 K

λ (nm)	$10^{20} \sigma$ (cm ²)
210	236
215	187
220	196
225	279
230	347
235	399
240	422
245	400
250	330
255	234
260	162
265	99.6
270	87.1
275	89.8
280	99.6
285	92.2
290	81.0
295	62.0
300	37.3
305	30.8
310	24.7
315	25.1
320	27.5
325	32.5
330	31.2
335	34.9
340	37.3
345	37.3
350	29.8
355	29.5
360	27.1
365	20.7
370	14.9
375	7.40
380	2.40

Note:

Bröske² from Atkinson et al.¹

- (1) Atkinson, R.; Baulch, D. L.; Cox, R. A.; Hampson, R. F., Jr.; Kerr, J. A.; Rossi, M. J.; Troe, J. Evaluated kinetic and photochemical data for atmospheric chemistry: Supplement VIII, Halogen species. IUPAC subcommittee on gas kinetic data evaluation for atmospheric chemistry. *J. Phys. Chem. Ref. Data* **2000**, *29*, 167-266, doi:10.1063/1.556058.
- (2) Broske, R. Ph.D. Thesis, University of Wuppertal, Germany, 1999.
- (3) Keller-Rudek, H.; Moortgat, G. K.; Sander, R.; Sörensen, R. The MPI-Mainz UV/Vis spectral atlas of gaseous molecules of atmospheric interest. *Earth Syst. Sci. Data* **2013**, *5*, 365-373, doi:10.5194/essd-5-365-2013.

H10. IONO₂ (iodine nitrate)

[Back to Index](#)

IONO ₂ + hv	→ IO + NO ₂	118 kJ mol ⁻¹	1018 nm	(1)
	→ I + NO ₃	148 kJ mol ⁻¹	808 nm	(2)
	→ I + NO ₂ + O	358 kJ mol ⁻¹	299 nm	(3)

(Recommendation: 06-2, Note: 10-6, Evaluated: JPL10-6)

Absorption Cross Sections: The UV absorption spectrum of IONO₂, iodine nitrate, has been reported by Mössinger et al.² (245–415 nm) and Joseph et al.¹ (240–370 nm) using 351 and 248 nm pulsed laser photolysis of NO₂/CF₃I/N₂ mixtures, respectively, to produce IONO₂ in the gas-phase. The IONO₂ spectrum consists of a broad continuous absorption band over this wavelength range. There are, however, significant discrepancies between the two studies for the wavelength dependence and absolute absorption cross sections. The reason for the discrepancies in these very similar studies is not known. The recommended cross section values given in Table 4H-14 are taken from Mössinger et al.,² however, the uncertainty in the IONO₂ spectrum is large and the lower cross sections reported in the Joseph et al. study can't be ruled out.

Photolysis Quantum Yield and Product Studies: The photoproducts of IONO₂ are not well characterized. In the only quantum yield study to date, Joseph et al.¹ report IO and NO₃ quantum yields of $\Phi(\text{IO}) \leq 0.02$ and $\Phi(\text{NO}_3) = 0.21 \pm 0.09$ at 248 nm, based on a modeled IONO₂ concentration and their measured cross section at 248 nm. Photolysis is most likely the major daytime loss process for IONO₂ even considering the current large uncertainty in the UV absorption cross sections.

Table 4H-14. Recommended Absorption Cross Sections of IONO₂ at 298 K

λ (nm)	$10^{20} \sigma$ (cm ²)
245	1210
250	1170
255	1060
260	946
265	880
270	797
275	772
280	741
285	691
290	631
295	577
300	525
305	495
310	462
315	441
320	404
325	396
330	380
335	374
340	360
345	348
350	334
355	316
360	294
365	270
370	242
375	213
380	184
385	153
390	130
395	103
400	78.0
405	60.5
410	49.6
415	41.6

Note:

Mössinger et al.,² values in the range 335–385 nm were obtained from an interpolation of the experimental data.

- (1) Joseph, D. M.; Ashworth, S. H.; Plane, J. M. C. On the photochemistry of IONO₂: absorption cross section (240–370 nm) and photolysis product yields at 248 nm. *Phys. Chem. Chem. Phys.* **2007**, *9*, 5599-5607, doi:10.1039/b709465e.
- (2) Mössinger, J. C.; Rowley, D. M.; Cox, R. A. The UV-visible absorption cross-sections of IONO₂. *Atmos. Chem. Phys.* **2002**, *2*, 227-234.

H11. CH₃I (methyl iodide)

[Back to Index](#)



(Recommendation: 02-25, Note: 10-6, Evaluated: 10-6)

Absorption Cross Sections: The VUV and UV absorption spectrum of CH₃I, methyl iodide, has been measured at room temperature by Rebbert et al.¹⁵ (147 nm), Porret and Goodeve¹³ (200–360 nm), Baughcum and Leone¹ (200–310 nm), Pence et al.¹² (180–400 nm), Felps et al.⁵ (257.7 nm), Jenkin et al.⁶ (205–335 nm), Man et al.¹⁰ (205–360 nm), Kwok and Phillips⁸ (192–225 nm), Eden et al.³ (115–315 nm), Fahr et al.⁴ (160–330 nm), Rattigan et al.¹⁴ (235–365 nm), and Roehl et al.¹⁶ (200–350 nm). Kwok and Phillips⁸ also measured the CH₃I spectrum in cyclohexane solution. Fahr et al.⁴ also measured the absorption cross sections in the range 330–400 nm in the liquid phase and used a wavelength shift procedure to derive gas-phase cross section values. The temperature dependence of the absorption spectrum has been reported by Fahr et al.⁴ (223–333 K), Rattigan et al.¹⁴ (243–333 K), and Roehl et al.¹⁶ (210–298 K). The room temperature cross section data for the wavelength range 210–305 nm are in reasonable to good agreement with Rattigan et al.¹⁴ reporting the smallest and Fahr et al.⁴ the largest values. The agreement is generally better than 15% except for the region around the absorption maximum, where the spread is ~30%. Rattigan et al.¹⁴ and Fahr et al.⁴ report values of 1.07×10^{-18} cm² molecule⁻¹ and 1.4×10^{-18} cm² molecule⁻¹, respectively, for the maximum at ~260 nm. The peak cross section values from the other studies range from 1.15×10^{-18} cm² molecule⁻¹ to 1.22×10^{-18} cm² molecule⁻¹. In the wavelength range 305–330 nm, the agreement is within 20%. At wavelengths below 210 nm, the data reported by Jenkin et al.,⁶ Roehl et al.,¹⁶ and Kwok and Phillips⁹ fit into the strong and highly structured band system reported by Fahr et al.⁴ and Eden et al.³ However, the absorption cross sections reported by Eden et al.³ in this wavelength range are significantly larger, ~×10. The recommended room temperature absorption cross sections for the wavelength range above 210 nm in Table 4H-15 are the mean of the values reported by Jenkin et al.,⁶ Fahr et al.,⁴ and Roehl et al.¹⁶ for the range 210–230 nm, the mean of the values reported by Jenkin et al.,⁶ Fahr et al.,⁴ Rattigan et al.,¹⁴ and Roehl et al.¹⁶ for the range 235–330 nm; the mean of the values reported by Fahr et al.,⁴ Rattigan et al.,¹⁴ and Roehl et al.¹⁶ for the range 335–350 nm, and the values of Rattigan et al.¹⁴ for the range 355–365 nm.

Studies of the spectrum temperature dependence are in qualitative agreement with an increase in the peak absorption cross section and decrease in the long wavelength tail cross sections with decreasing temperature. Roehl et al.¹⁶ and Rattigan et al.¹⁴ parameterized the cross section temperature dependence using the empirical expressions

$$\sigma(\lambda, T) = \sigma(298 \text{ K}) [1 + a_1(\lambda)(T-298) + a_2(\lambda)(T-298)^2] \quad (\text{Roehl et al.}^{16})$$

$$\ln \sigma(\lambda, T) = \ln \sigma(\lambda, 298 \text{ K}) + B(\lambda)(T-298) \quad (\text{Rattigan et al.}^{14})$$

Both expressions reproduce the experimental data well and the $a_1(\lambda)$, $a_2(\lambda)$, and $B(\lambda)$ parameters are included in Table 4H-15.

Photolysis Quantum Yield and Product Studies: The photolysis quantum yield for CH₃I is expected to be unity for wavelengths above the dissociation threshold. Quantum yields for I*({}^2P_{1/2}) atom formation, $\Phi(\text{I}^*)$, have been reported by several groups for photolysis between 222 and 333.5 nm. Uma and Das¹⁷⁻¹⁹ reported $\Phi(\text{I}^*)$ values of 0.63 ± 0.02 , 0.79 ± 0.02 , 0.69 ± 0.02 , and 0.43 ± 0.02 for 222, 266, 280, and ~305 nm, respectively. Gedanken¹⁹ reported $\Phi(\text{I}^*) = 0.72 \pm 0.08$ at 248 nm. Pence et al.¹² reported $\Phi(\text{I}^*) = 0.81 \pm 0.03$ and ~0.05 at 248 and 308 nm, respectively. Kang et al.⁷ reported $\Phi(\text{I}^*) = 0.30$ at 304 nm. Ogorzalek Loo et al.¹¹ reported $\Phi(\text{I}^*) = 0.47$, 0.77, and 0.92 at 325.8, 329.4, and 333.5, respectively. Ogorzalek Loo et al.¹¹ and Brewer et al.² have also reported I* quantum yields for the photolysis of CD₃I. Quantum yields for I({}^2P_{3/2}) atom formation, $\Phi(\text{I})$, can be derived from $\Phi(\text{I}) = 1 - \Phi(\text{I}^*)$.

Table 4H-15. Recommended Absorption Cross Sections of CH₃I at 298 K and Temperature Coefficients

λ (nm)	$10^{20} \sigma$ (cm ²)	$10^3 a_1$ (K ⁻¹)	$10^5 a_2$ (K ⁻²)	$10^3 B$ (K ⁻¹)
210	3.62	3.07	2.42	–
215	5.08	2.61	2.28	–
220	6.90	1.06	1.22	–
225	9.11	1.74	1.96	–
230	12.6	1.47	1.67	–
235	20.5	1.91	2.04	0.67
240	38.1	1.74	2.06	0.61
245	65.6	1.52	2.15	0.34
250	96.3	1.20	2.11	0.08
255	117.7	0.890	1.95	–0.10
260	119.7	0.882	1.93	–0.12
265	102.9	1.21	2.00	0.10
270	75.9	1.77	2.11	0.54
275	49.6	2.52	2.12	1.33
280	29.2	3.62	2.24	2.43
285	15.6	4.84	2.38	3.74
290	8.04	6.14	2.57	4.98
295	4.00	7.27	2.91	6.38
300	2.06	7.82	3.53	6.97
305	1.10	7.82	3.85	6.84
310	0.621	7.37	3.71	6.78
315	0.359	6.98	3.47	6.75
320	0.221	7.39	3.54	6.53
325	0.126	7.23	2.82	6.79
330	0.0684	8.93	3.74	7.82
335	0.0388	10.88	4.88	9.34
340	0.0212	11.30	4.46	10.95
345	0.0114	15.68	8.44	13.58
350	0.00609	15.94	8.22	16.83
355	0.00320	–	–	18.91
360	0.00190	–	–	17.28
365	0.00090	–	–	23.63

Note:

Absorption cross sections (σ)

210–230 nm: mean of data from Jenkin et al.,⁶ Fahr et al.,⁴ and Roehl et al.¹⁶

235–330 nm: mean of data from Jenkin et al.,⁶ Fahr et al.,⁴ Rattigan et al.,¹⁴ and Roehl et al.¹⁶

335–350 nm: mean of data from Fahr et al.,⁴ Rattigan et al.,¹⁴ and Roehl et al.¹⁶

355–365 nm: Rattigan et al.¹⁴

Temperature coefficients

$a_1(\lambda)$ and $a_2(\lambda)$: Roehl et al.¹⁶ (210–298 K), $\sigma(\lambda, T) = \sigma(298 \text{ K}) [1 + a_1(T-298) + a_2(T-298)^2]$

$B(\lambda)$: Rattigan et al.¹⁴ (243–333 K), $\ln \sigma(\lambda, T) = \ln \sigma(\lambda, 298 \text{ K}) + B(\lambda)(T-298)$

- (1) Baughum, S. L.; Leone, S. R. Photofragmentation infrared emission studies of vibrationally excited free radicals CH₃ and CH₂I. *J. Chem. Phys.* **1980**, *72*, 6531-6545.
- (2) Brewer, P.; Das, P.; Ondrey, G.; Bersohn, R. Measurement of the relative populations of I(²P_{1/2}⁰) and I(²P_{3/2}⁰) by laser induced vacuum ultraviolet fluorescence. *J. Chem. Phys.* **1983**, *79*, 720-723.
- (3) Eden, S.; Limão-Vieira, P.; Hoffmann, S. V.; Mason, N. J. VUV spectroscopy of CH₃Cl and CH₃I. *Chem. Phys.* **2006**, *331*, 232-244, doi:10.1016/j.chemphys.2006.10.021.
- (4) Fahr, A.; Nayak, A. K.; Kurylo, M. J. The ultraviolet absorption cross sections of CH₃I temperature dependent gas and liquid phase measurements. *Chem. Phys.* **1995**, *197*, 195-203.
- (5) Felps, W. S.; Rupnik, K.; McGlynn, S. P. Electronic spectroscopy of the cyanogen halides. *J. Phys. Chem.* **1991**, *95*, 639-656, doi:10.1021/j100155a028.

- (6) Jenkin, M. E.; Murrells, T. P.; Shalliker, S. J.; Hayman, G. D. Kinetics and product study of the self-reactions of allyl and allyl peroxy radicals at 296 K. *J. Chem. Soc. Faraday Trans.* **1993**, *89*, 433-446.
- (7) Kang, W. K.; Jung, K. W.; Kim, D.-C.; Jung, K.-H. Photodissociation of alkyl iodides and CF₃I at 304 nm: Relative populations of I(²P_{1/2}) and I(²P_{3/2}) and dynamics of curve crossing. *J. Chem. Phys.* **1996**, *104*, 5815-5820.
- (8) Kwok, W. M.; Phillips, D. L. Gas and solution phase chloriodomethane short-time photodissociation dynamics in the B-band absorption. *Chem. Phys. Lett.* **1997**, *270*, 506-516.
- (9) Kwok, W. M.; Phillips, D. L. Gas-phase chloriodomethane short-time photodissociation dynamics of the A-band absorption and a comparison with the solution phase short-time photodissociation dynamics. *Mol. Phys.* **1997**, *90*, 315-326.
- (10) Man, S.-Q.; Kwok, W. M.; Phillips, D. L.; Johnson, A. E. Short-time photodissociation dynamics of A-band and B-band bromiodomethane in solution: An examination of bond selective electronic excitation. *J. Chem. Phys.* **1996**, *105*, 5842-5857.
- (11) Ogorzalek Loo, R.; Haerri, H.-P.; Hall, G. E.; Houston, P. L. Methyl rotation, vibration, and alignment from a multiphoton ionization study of the 266 nm photodissociation of methyl iodide. *J. Chem. Phys.* **1989**, *90*, 4222-4236.
- (12) Pence, W. H.; Baughum, S. L.; Leone, S. R. Laser UV photofragmentation of halogenated molecules. Selective bond dissociation and wavelength-specific quantum yields for excited I(²P_{1/2}) and Br(²P_{1/2}) atoms. *J. Phys. Chem.* **1981**, *85*, 3844-3851, doi:10.1021/j150625a027.
- (13) Porret, D.; Goodeve, C. F. The continuous absorption spectrum of methyl iodide. *Trans. Faraday Soc.* **1937**, *33*, 690-693.
- (14) Rattigan, O. V.; Shallcross, D. E.; Cox, R. A. UV absorption cross sections and atmospheric photolysis rates of CF₃I, CH₃I, C₂H₅I and CH₂ICl. *J. Chem. Soc. Faraday Trans.* **1997**, *93*, 2839-2846.
- (15) Rebbert, R. E.; Lias, S. G.; Ausloos, P. Photolysis of alkyl iodides at 147.0 nm. The reaction H + C_nH_{2n+1}I → HI + C_nH_{2n+1}. *Int. J. Chem. Kinet.* **1973**, *5*, 893-908.
- (16) Roehl, C. M.; Burkholder, J. B.; Moortgat, G. K.; Ravishankara, A. R.; Crutzen, P. J. Temperature dependence of UV absorption cross sections and atmospheric implications of several alkyl iodides. *J. Geophys. Res.* **1997**, *102*, 12819-12829.
- (17) Uma, S.; Das, P. K. Dynamics of I*(²P_{1/2}) production in the ultraviolet photodissociation of alkyl iodides. *Can. J. Chem.* **1994**, *72*, 865-869.
- (18) Uma, S.; Das, P. K. I* production from n-alkyl iodides at 222 nm. *Chem. Phys. Lett.* **1995**, *241*, 335-338.
- (19) Uma, S.; Das, P. K. Production of I*(²P_{1/2}) in the ultraviolet photodissociation of α-branched alkyl iodides. *J. Chem. Phys.* **1996**, *104*, 4470-4474.

H12. CH₂I₂ (diiodomethane)

[Back to Index](#)



(Recommendation: 02-25, Note: 10-6, Evaluated: 10-6)

Absorption Cross Sections: The UV absorption spectrum of CH₂I₂, diiodomethane, has been measured at room temperature by Pence et al.⁵ (180–400 nm), Schmitt and Comes⁷ (220–360 nm), Baughcum and Leone¹ (200–360 nm), Koffend and Leone² (265–341 nm), Kwok and Phillips³ (220–400 nm), Roehl et al.⁶ (215–385 nm), and Mössinger et al.⁴ (215–385 nm). Kwok and Phillips³ also measured the CH₂I₂ spectrum in methanol and cyclohexane solvents. The temperature dependence of the absorption spectrum has been reported by Roehl et al.⁶ (273 and 298 K) and Mössinger et al.⁴ (273, 298, and 348 K).

The absorption spectrum shows clear evidence for multiple transitions in the wavelength range 200–400 nm with absorption maxima at ~215, 250, and 290 nm. The room temperature cross section data from the various groups are in good agreement with the exception of Kwok and Phillips;³ the reported cross sections are within 5 to 10% between 230 and 380 nm. The data from Schmitt and Comes⁷ and Koffend and Leone² near the 290 nm peak are higher than those of Roehl et al.⁶ and Mössinger et al.⁴ The values of Kwok and Phillips³ are lower by 15–20% near 290 nm. The recommended room temperature absorption cross sections in Table 4H-16 are the values from Roehl et al.⁶ for the range 205–215 nm, the mean of the values reported by Roehl et al.⁶ and Mössinger et al.⁴ for the range 220–380 nm, and the value of Mössinger et al.⁴ at 385 nm.

The studies of the spectrum temperature dependence are in good agreement with a slight increase in the peak absorption cross section and decrease in the long wavelength tail cross section with decreasing temperature. Mössinger et al.⁴ parameterized the cross section temperature dependence between 273 and 348 K using the expression

$$\ln \sigma(\lambda, T) = \ln \sigma(\lambda, 298\text{K}) + B(\lambda)(T-298)$$

The $B(\lambda)$ coefficients are listed in Table 4H-16. (Note: an erroneous B value at 305 nm was corrected via a personal communication with Dr. Mössinger).

Photolysis Quantum Yield and Product Studies: The photolysis quantum yield for CH_2I_2 is expected to be unity for wavelengths above the dissociation threshold. Pence et al.⁵ have reported quantum yields for $\text{I}^*(^2\text{P}_{1/2})$ atom formation, $\Phi(\text{I}^*)$, at 193, 248, and 308 nm of ~ 0.05 , 0.46 ± 0.04 , and 0.25 ± 0.02 , respectively. Quantum yields for $\text{I}(^2\text{P}_{3/2})$ atom formation, $\Phi(\text{I})$, can be derived from $\Phi(\text{I}) = 1 - \Phi(\text{I}^*)$.

Table 4H-16. Recommended Absorption Cross Sections of CH_2I_2 at 298 K and Temperature Coefficients

λ (nm)	$10^{20} \sigma$ (cm^2)	$10^3 B$ (K^{-1})
205	407.0	—
210	404.0	—
215	366.0	0.15
220	260.0	0.14
225	197.5	0.19
230	133.0	0.51
235	109.0	0.56
240	122.5	0.15
245	150.0	0.18
250	157.0	0.67
255	139.5	1.58
260	120.5	2.04
265	130.0	1.30
270	178.5	0.00
275	255.0	-0.71
280	328.5	-1.24
285	371.5	-1.21
290	380.5	-0.94
295	371.5	-0.58
300	357.0	-0.37
305	338.5	-0.16
310	313.5	0.07
315	280.0	0.15
320	244.0	0.27
325	203.0	0.27
330	161.5	0.51
335	120.5	0.55
340	83.3	1.36
345	53.7	1.99
350	32.6	3.19
355	19.2	4.09
360	10.9	5.39
365	6.05	6.77
370	3.45	8.25
375	1.93	11.3
380	1.17	—
385	0.769	—

Note:

Absorption cross sections

205–215 nm: Roehl et al.⁶

220–380 nm: mean of data from Roehl et al.⁶ and Mössinger et al.⁴

385 nm: Mössinger et al.⁴

Temperature coefficients

$B(\lambda)$: Mössinger et al.⁴ (273–348 K), $\ln \sigma(\lambda, T) = \ln \sigma(\lambda, 298 \text{ K}) + B(\lambda)(T-298)$

- (1) Baughum, S. L.; Leone, S. R. Photofragmentation infrared emission studies of vibrationally excited free radicals CH₃ and CH₂I. *J. Chem. Phys.* **1980**, *72*, 6531-6545.
- (2) Koffend, J. B.; Leone, S. R. Tunable laser photodissociation: Quantum yield of I*(²P_{1/2}) from CH₂I₂. *Chem. Phys. Lett.* **1981**, *81*, 136-141.
- (3) Kwok, W. M.; Phillips, D. L. Solvation and solvent effects on the short-time photodissociation dynamics of CH₂I₂ from resonance Raman spectroscopy. *J. Chem. Phys.* **1996**, *104*, 2529-2540.
- (4) Mössinger, J. C.; Shallcross, D. E.; Cox, R. A. UV-Vis absorption cross-sections and atmospheric lifetimes of CH₂Br₂, CH₂I₂ and CH₂BrI. *J. Chem. Soc. Faraday Trans.* **1998**, *94*, 1391-1396.
- (5) Pence, W. H.; Baughum, S. L.; Leone, S. R. Laser UV photofragmentation of halogenated molecules. Selective bond dissociation and wavelength-specific quantum yields for excited I(²P_{1/2}) and Br(²P_{1/2}) atoms. *J. Phys. Chem.* **1981**, *85*, 3844-3851, doi:10.1021/j150625a027.
- (6) Roehl, C. M.; Burkholder, J. B.; Moortgat, G. K.; Ravishankara, A. R.; Crutzen, P. J. Temperature dependence of UV absorption cross sections and atmospheric implications of several alkyl iodides. *J. Geophys. Res.* **1997**, *102*, 12819-12829.
- (7) Schmitt, G.; Comes, F. J. Photolysis of CH₂I₂ and 1,1-C₂H₄I₂ at 300 nm. *J. Photochem.* **1980**, *14*, 107-123.

H13. C₂H₅I (iodoethane)

[Back to Index](#)



(Recommendation: 02-25, Note: 10-6, Evaluated: 10-6)

Absorption Cross Sections: The UV absorption spectrum of C₂H₅I, iodoethane, has been measured at room temperature by Rebbert et al.⁶ (147 nm, $\sigma = 1.48 \times 10^{-17}$ cm² molecule⁻¹), Porret and Goodeve⁴ (205–360 nm), Roehl et al.⁷ (205–365 nm), and Rattigan et al.⁵ (235–355 nm). The temperature dependence of the absorption spectrum has been reported by Roehl et al.⁷ (223–298 K), Rattigan et al.⁵ (243–333 K), and Zhang et al.¹¹ (323 K, 220–320 nm). The room temperature data are in good agreement with the values of Roehl et al.⁷ larger than the values of Rattigan et al.⁵ by 5–15% over the wavelength range 235–325 nm and 125% at 355 nm. The Rattigan et al.⁵ values agree to within 10–15% with the values from Porret and Goodeve.⁴ The recommended absorption cross sections in Table 4H-17 are the mean of the values reported by Roehl et al.⁷ and Rattigan et al.⁵ for the wavelength range 235–355 nm and the data from Roehl et al.⁷ in the range 205–230 nm.

Studies of the spectrum temperature dependence by Roehl et al.⁷ and Rattigan et al.⁵ show that the peak absorption cross section increases with decreasing temperature. The absorption cross sections in the long wavelength tail of the spectrum decrease with decreasing temperature. The data reported by Zhang et al.¹¹ for 323 K are 10–40% larger around the absorption maximum and as much as 200% larger in the long wavelength tail than the data for 313 and 333 K reported by Rattigan et al.⁵ Roehl et al.⁷ and Rattigan et al.⁵ parameterized the cross section temperature dependence using the empirical expressions

$$\sigma(\lambda, T) = \sigma(298 \text{ K}) [(1 + a_1(\lambda)(T-298) + a_2(\lambda)(T-298)^2)] \quad (\text{Roehl et al.}^7)$$

$$\ln \sigma(\lambda, T) = \ln \sigma(\lambda, 298 \text{ K}) + B(\lambda)(T-298) \quad (\text{Rattigan et al.}^5)$$

Both expressions reproduce the experimental data well and the $a_1(\lambda)$, $a_2(\lambda)$, and $B(\lambda)$ parameters are included in Table 4H-17.

Photolysis Quantum Yield and Product Studies: The photolysis quantum yield for C₂H₅I is expected to be unity for wavelengths above the dissociation threshold. Uma and Das⁸⁻¹⁰ have reported quantum yields for I*(²P_{1/2}) atom formation, $\Phi(\text{I}^*)$, at wavelengths between 222 and 305 nm to be 0.57 ± 0.02 , 0.72 ± 0.02 , 0.60 ± 0.02 , and 0.39 ± 0.02 at 222, 266, 280, and ~305 nm, respectively. Gedanken² report $\Phi(\text{I}^*) = 0.78 \pm 0.07$ at 248 nm. Brewer et al.¹ report $\Phi(\text{I}^*) = 0.68 \pm 0.02$ at 248 nm. Kang et al.³ report $\Phi(\text{I}^*) = 0.22$ at 304 nm. Quantum yields for I(²P_{3/2}) atom formation, $\Phi(\text{I})$, can be derived from $\Phi(\text{I}) = 1 - \Phi(\text{I}^*)$. Rebbert et al.⁶ report that the quantum yield at 147 nm for the overall process C₂H₅I + hv → C₂H₄ + H + I to be 0.75.

Table 4H-17. Recommended Absorption Cross Sections of C₂H₅I at 298 K and Temperature Coefficients

λ (nm)	$10^{20} \sigma$ (cm ²)	$10^3 a_1$ (K ⁻¹)	$10^5 a_2$ (K ⁻²)	$10^3 B$ (K ⁻¹)
205	11.9	6.38	3.15	—
210	4.22	4.07	6.28	—
215	4.56	4.93	6.57	—
220	6.18	4.06	5.70	—
225	9.09	2.81	3.81	—
230	14.3	2.62	3.83	—
235	23.2	1.28	2.17	-0.27
240	41.7	0.876	1.96	-0.40
245	69.3	0.233	1.62	-0.62
250	99.3	-0.111	1.58	-0.79
255	119.7	-1.03	0.606	-0.82
260	121.8	-1.48	-0.0332	-0.75
265	105.9	-1.09	1.2×10^{-6}	-0.44
270	80.6	-0.538	-0.257	0.36
275	54.4	0.770	0.0299	1.23
280	33.5	2.01	0.110	2.36
285	19.1	3.85	0.962	3.61
290	10.3	5.47	1.65	4.83
295	5.38	7.00	2.52	6.33
300	2.78	8.56	4.11	7.48
305	1.44	9.31	4.89	8.08
310	0.777	10.56	6.87	7.55
315	0.416	10.83	6.81	7.92
320	0.227	11.98	9.76	8.27
325	0.127	12.98	11.3	8.81
330	0.0743	14.56	17.5	9.30
335	0.0403	18.81	24.6	10.20
340	0.0246	13.90	9.08	11.16
345	0.0133	18.86	22.1	12.41
350	0.00840	20.19	20.1	11.28
355	0.00488	-7.04	-40.5	12.20

Note:

Absorption cross sections

205–230 nm: Roehl et al.⁷

235–355 nm: mean of data from Roehl et al.⁷ and Rattigan et al.⁵

Temperature coefficients

$a_1(\lambda)$ and $a_2(\lambda)$: Roehl et al.⁷ (223–298 K), $\sigma(\lambda, T) = \sigma(298 \text{ K}) [1 + a_1(\lambda)(T-298) + a_2(\lambda)(T-298)^2]$

$B(\lambda)$: Rattigan et al.⁵ (243–333 K), $\ln \sigma(\lambda, T) = \ln \sigma(\lambda, 298 \text{ K}) + B(\lambda)(T-298)$

- (1) Brewer, P.; Das, P.; Ondrey, G.; Bersohn, R. Measurement of the relative populations of I(²P_{1/2}⁰) and I(²P_{3/2}⁰) by laser induced vacuum ultraviolet fluorescence. *J. Chem. Phys.* **1983**, *79*, 720-723.
- (2) Gedanken, A. The magnetic circular dichroism of the A band in CF₃I, C₂H₅I and *t*-BuI. *Chem. Phys. Lett.* **1987**, *137*, 462-466.
- (3) Kang, W. K.; Jung, K. W.; Kim, D.-C.; Jung, K.-H. Photodissociation of alkyl iodides and CF₃I at 304 nm: Relative populations of I(²P_{1/2}) and I(²P_{3/2}) and dynamics of curve crossing. *J. Chem. Phys.* **1996**, *104*, 5815-5820.
- (4) Porret, D.; Goodeve, C. F. The continuous absorption spectra of alkyl iodides and alkyl bromides and their quantal interpretation. *Proc. Roy. Soc. Lond. A* **1938**, *165*, 31-42.
- (5) Rattigan, O. V.; Shallcross, D. E.; Cox, R. A. UV absorption cross sections and atmospheric photolysis rates of CF₃I, CH₃I, C₂H₅I and CH₂ICl. *J. Chem. Soc. Faraday Trans.* **1997**, *93*, 2839-2846.
- (6) Rebert, R. E.; Lias, S. G.; Ausloos, P. Photolysis of alkyl iodides at 147.0 nm. The reaction H + C_nH_{2n+1}I → HI + C_nH_{2n+1}. *Int. J. Chem. Kinet.* **1973**, *5*, 893-908.}

- (7) Roehl, C. M.; Burkholder, J. B.; Moortgat, G. K.; Ravishankara, A. R.; Crutzen, P. J. Temperature dependence of UV absorption cross sections and atmospheric implications of several alkyl iodides. *J. Geophys. Res.* **1997**, *102*, 12819-12829.
- (8) Uma, S.; Das, P. K. Dynamics of I*(²P_{1/2}) production in the ultraviolet photodissociation of alkyl iodides. *Can. J. Chem.* **1994**, *72*, 865-869.
- (9) Uma, S.; Das, P. K. I* production from *n*-alkyl iodides at 222 nm. *Chem. Phys. Lett.* **1995**, *241*, 335-338.
- (10) Uma, S.; Das, P. K. Production of I*(²P_{1/2}) in the ultraviolet photodissociation of α -branched alkyl iodides. *J. Chem. Phys.* **1996**, *104*, 4470-4474.
- (11) Zhang, L.; Fuss, W.; Kompa, K. L. Bond-selective photodissociation of CX (X = Br, I) in XC₂H₄C₂F₄X. *Chem. Phys.* **1990**, *144*, 289-297.

H14. CH₃CHI₂ (1,1-diiodoethane)

[Back to Index](#)



(1)

(Recommendation: 02-25, Note: 10-6, Evaluated: 10-6)

Absorption Cross Sections: The UV absorption spectrum of CH₃CHI₂, 1,1-diiodoethane, has been measured at 298 K by Schmitt and Comes¹ over the wavelength range 220–360 nm. The continuous spectrum consists of several overlapping transitions with maxima at <220 nm and peaks at 250 and 290 nm. A weaker band appears as a shoulder in the spectrum near 320 nm. The recommended cross sections in Table 4H-18 are taken from Schmitt and Comes.¹

Photolysis Quantum Yield and Product Studies: The photolysis quantum yield for CH₃CHI₂ is expected to be unity for wavelengths above the dissociation threshold.

Table 4H-18. Recommended Absorption Cross Sections of CH₃CHI₂ at 298 K

λ (nm)	$10^{20} \sigma$ (cm ²)
220	304
225	240
230	181
235	144
240	138
245	151
250	157
255	143
260	133
265	145
270	183
275	243
280	304
285	352
290	374
295	366
300	339
305	305
310	273
315	247
320	222
325	201
330	175
335	138
340	107

345	75.7
350	49.3
355	31.7
360	19.1

Note:
Schmitt and Comes¹

- (1) Schmitt, G.; Comes, F. J. Photolysis of CH₂I₂ and 1,1-C₂H₄I₂ at 300 nm. *J. Photochem.* **1980**, *14*, 107-123.

H15. CH₃CH₂CH₂I (1-iodopropane)

[Back to Index](#)



(Recommendation: 02-25, Note: 10-6, Evaluated: 10-6)

Absorption Cross Sections: The UV absorption spectrum of 1-C₃H₇I, 1-iodopropane, has been measured over the wavelength range 205–335 nm by Roehl et al.⁴ for temperatures between 223 and 298 K. The continuous absorption spectrum peaks at 255 nm with evidence for another absorption band at wavelengths <205 nm. A VUV absorption cross section of 7×10^{-18} cm² molecule⁻¹ at 147 nm has been reported by Rebbert et al.³ The recommended room temperature cross sections for 1-C₃H₇I in Table 4H-19 are taken from Roehl et al.⁴

The absorption cross section near the peak increases with decreasing temperature. The cross sections in the long wavelength tail decrease with decreasing temperature. Roehl et al.⁴ parameterized the temperature dependence using the empirical expression

$$\sigma(\lambda, T) = \sigma(298 \text{ K}) [1 + a_1(\lambda)(T-298) + a_2(\lambda)(T-298)^2]$$

The $a_1(\lambda)$ and $a_2(\lambda)$ parameters are included in Table 4H-19.

Photolysis Quantum Yield and Product Studies: The photolysis quantum yield for 1-C₃H₇I is expected to be unity for wavelengths above the dissociation threshold. Uma and Das^{5,6} report quantum yields for I*({}^2P_{1/2}) atom formation, $\Phi(\text{I}^*)$, at several photolysis wavelengths to be 0.54 ± 0.02 , 0.66 ± 0.02 , 0.56 ± 0.02 , and 0.35 ± 0.02 at 222, 266, 280, and ~305 nm, respectively. Brewer et al.¹ report $\Phi(\text{I}^*) = 0.60 \pm 0.02$ at 248 nm. Kang et al.² report $\Phi(\text{I}^*) = 0.20$ at 304 nm. Quantum yields for I({}^2P_{3/2}) atom formation, $\Phi(\text{I})$, can be derived from $\Phi(\text{I}) = 1 - \Phi(\text{I}^*)$. At 147 nm, Rebbert et al.³ report quantum yields for the overall processes 1-C₃H₇I + hν → C₃H₆ + H + I and 1-C₃H₇I + hν → CH₃ + C₂H₄ + I to be 0.38 and 0.47, respectively.

Table 4H-19. Recommended Absorption Cross Sections of C₃H₇I at 298 K and Temperature Coefficients

λ (nm)	1-C ₃ H ₇ I			2-C ₃ H ₇ I		
	$10^{20} \sigma$ (cm ²)	$10^3 a_1$ (K ⁻¹)	$10^5 a_2$ (K ⁻²)	$10^{20} \sigma$ (cm ²)	$10^3 a_1$ (K ⁻¹)	$10^5 a_2$ (K ⁻²)
205	15.6	7.60	4.37	44.9	15.14	8.46
210	5.05	0.283	1.57	4.53	7.84	7.23
215	5.14	-1.49	-2.46	3.57	4.96	5.08
220	6.84	-1.59	-2.97	4.20	1.55	1.27
225	10.4	-0.891	-2.14	6.45	2.21	1.99
230	17.7	-0.375	-1.26	11.0	1.60	1.80
235	32.8	-0.311	-1.04	20.4	0.480	0.681
240	58.1	-0.611	-0.804	38.2	-0.333	0.121
245	91.9	-0.849	-0.609	66.7	-0.680	0.0947
250	124	-1.22	-0.611	102	-0.795	0.289
255	141	-1.55	-0.776	133	-0.966	0.570
260	136	-1.44	-0.867	148	-1.14	0.512
265	113	-1.02	-1.04	143	-0.589	0.824
270	82.2	-0.306	-1.16	120	-0.439	0.281
275	53.4	0.524	-1.50	90.2	0.792	0.873
280	32.0	1.68	-1.66	61.4	1.65	0.466
285	18.1	3.08	-1.44	38.6	2.88	0.534
290	9.96	5.56	0.812	22.6	4.13	0.559
295	5.42	6.76	2.05	12.8	5.71	1.04
300	2.96	7.16	2.90	6.94	7.20	1.93
305	1.63	6.90	3.20	3.73	8.19	2.33
310	0.945	7.10	4.01	2.04	8.75	2.81
315	0.532	5.59	2.78	1.09	8.49	2.25
320	0.301	3.68	0.0140	0.627	10.79	4.36
325	0.177	4.23	0.0238	0.348	9.54	2.76
330	0.110	11.40	12.3	0.202	10.99	5.94
335	0.0627	15.76	25.8	0.115	12.37	7.58
340	–	–	–	0.0688	13.69	12.2
345	–	–	–	0.0402	16.32	17.1
350	–	–	–	0.0253	18.50	24.7
355	–	–	–	0.0150	19.41	24.3
360	–	–	–	0.0105	18.61	13.9
365	–	–	–	0.00666	29.85	50.9
370	–	–	–	0.00479	37.24	76.8
375	–	–	–	0.00535	36.71	80.7
380	–	–	–	0.00530	22.00	40.0

Note:

Roehl et al.⁴

- (1) Brewer, P.; Das, P.; Ondrey, G.; Bersohn, R. Measurement of the relative populations of I(²P_{1/2}⁰) and I(²P_{3/2}⁰) by laser induced vacuum ultraviolet fluorescence. *J. Chem. Phys.* **1983**, *79*, 720-723.
- (2) Kang, W. K.; Jung, K. W.; Kim, D.-C.; Jung, K.-H. Photodissociation of alkyl iodides and CF₃I at 304 nm: Relative populations of I(²P_{1/2}) and I(²P_{3/2}) and dynamics of curve crossing. *J. Chem. Phys.* **1996**, *104*, 5815-5820.
- (3) Rebbert, R. E.; Lias, S. G.; Ausloos, P. Photolysis of alkyl iodides at 147.0 nm. The reaction H + C_nH_{2n+1}I → HI + C_nH_{2n+1}. *Int. J. Chem. Kinet.* **1973**, *5*, 893-908.}
- (4) Roehl, C. M.; Burkholder, J. B.; Moortgat, G. K.; Ravishankara, A. R.; Crutzen, P. J. Temperature dependence of UV absorption cross sections and atmospheric implications of several alkyl iodides. *J. Geophys. Res.* **1997**, *102*, 12819-12829.
- (5) Uma, S.; Das, P. K. Dynamics of I*(²P_{1/2}) production in the ultraviolet photodissociation of alkyl iodides. *Can. J. Chem.* **1994**, *72*, 865-869.

- (6) Uma, S.; Das, P. K. Production of $I^*(^2P_{1/2})$ in the ultraviolet photodissociation of α -branched alkyl iodides. *J. Chem. Phys.* **1996**, *104*, 4470-4474.

H16. CH_3CHICH_3 (2-iodopropane)

[Back to Index](#)



(Recommendation: 02-25, Note: 10-6, Evaluated: 10-6)

Absorption Cross Sections: The UV absorption spectrum of 2- C_3H_7I , 2-iodopropane, has been measured by Roehl et al.⁴ (223–298 K and 205–380 nm) and Phillips et al.² (298 K, 235–305 nm). Phillips et al.² also report an absorption spectrum of 2- C_3H_7I in a cyclohexane solution. The continuous absorption spectrum peaks at 260 nm with evidence for another absorption band at wavelengths <205 nm. The gas-phase data reported by Phillips et al.² are larger by 30–70% over the entire absorption band than the data from Roehl et al.⁴ A room temperature cross section of $7.59 \times 10^{-17} \text{ cm}^2 \text{ molecule}^{-1}$ at 147 nm has been reported by Rebbert et al.³ The recommended room temperature values for 2- C_3H_7I in Table 4H-19 are taken from Roehl et al.⁴

The absorption cross section near the peak increases with decreasing temperature. The cross sections in the long-wavelength tail decrease with decreasing temperature. Roehl et al.⁴ parameterized the temperature dependence using the empirical expression

$$\sigma(\lambda, T) = \sigma(298 \text{ K}) [1 + a_1(\lambda)(T-298) + a_2(\lambda)(T-298)^2]$$

The $a_1(\lambda)$ and $a_2(\lambda)$ parameters are included in Table 4H-19.

Photolysis Quantum Yield and Product Studies: The photolysis quantum yield for 2- C_3H_7I is expected to be unity for wavelengths above the dissociation threshold. Uma and Das⁵ report quantum yields for $I^*(^2P_{1/2})$ atom formation, $\Phi(I^*)$, at several wavelengths to be 0.40 ± 0.02 , 0.44 ± 0.03 , and 0.19 ± 0.02 at 222, 266, and ~305 nm, respectively. Brewer et al.¹ report $\Phi(I^*) = 0.26 \pm 0.02$ at 248 nm. Quantum yields for $I(^2P_{3/2})$ atom formation, $\Phi(I)$, can be derived from $\Phi(I) = 1 - \Phi(I^*)$. At 147 nm, Rebbert et al.³ report quantum yields for the overall processes $2-C_3H_7I + h\nu \rightarrow C_3H_6 + H + I$ and $2-C_3H_7I + h\nu \rightarrow CH_3 + C_2H_4 + I$ to be 0.80 and 0.07.

- (1) Brewer, P.; Das, P.; Ondrey, G.; Bersohn, R. Measurement of the relative populations of $I(^2P_{1/2}^0)$ and $I(^2P_{3/2}^0)$ by laser induced vacuum ultraviolet fluorescence. *J. Chem. Phys.* **1983**, *79*, 720-723.
- (2) Phillips, D. L.; Myers, A. B.; Valentini, J. J. Investigation of solvation effects on short-time photodissociation dynamics of alkyl iodides. *J. Phys. Chem.* **1992**, *96*, 2039-2044, doi:10.1021/j100184a006.
- (3) Rebbert, R. E.; Lias, S. G.; Ausloos, P. Photolysis of alkyl iodides at 147.0 nm. The reaction $H + C_nH_{2n+1}I \rightarrow HI + C_nH_{2n+1}$. *Int. J. Chem. Kinet.* **1973**, *5*, 893-908.
- (4) Roehl, C. M.; Burkholder, J. B.; Moortgat, G. K.; Ravishankara, A. R.; Crutzen, P. J. Temperature dependence of UV absorption cross sections and atmospheric implications of several alkyl iodides. *J. Geophys. Res.* **1997**, *102*, 12819-12829.
- (5) Uma, S.; Das, P. K. I^* production from n -alkyl iodides at 222 nm. *Chem. Phys. Lett.* **1995**, *241*, 335-338.

H17. $n-C_4H_9I$ (n -butyl iodide)

[Back to Index](#)



(Recommendation: 02-25, Note: 10-6, Evaluated: 10-6)

Absorption Cross Sections: Absorption cross sections for $n-C_4H_9I$, n -butyl iodide, are not available.

Photolysis Quantum Yield and Product Studies: The quantum yield of $n-C_4H_9I$ for UV photolysis is expected to be unity. Quantum yields for $I^*(^2P_{1/2})$ atom formation has been reported by Uma and Das^{3,4} to be 0.51 ± 0.02 , 0.64 ± 0.03 , 0.50 ± 0.03 , and 0.30 ± 0.02 at 222, 266, 280, and ~305 nm, respectively. Brewer et al.¹ and Kang et al.² have reported quantum yields for $I^*(^2P_{1/2})$ of 0.53 ± 0.03 and $= 0.14$ at 248 nm and 304 nm, respectively.

- (1) Brewer, P.; Das, P.; Ondrey, G.; Bersohn, R. Measurement of the relative populations of $I(^2P_{1/2}^0)$ and $I(^2P_{3/2}^0)$ by laser induced vacuum ultraviolet fluorescence. *J. Chem. Phys.* **1983**, *79*, 720-723.

- (2) Kang, W. K.; Jung, K. W.; Kim, D.-C.; Jung, K.-H. Photodissociation of alkyl iodides and CF₃I at 304 nm: Relative populations of I(²P_{1/2}) and I(²P_{3/2}) and dynamics of curve crossing. *J. Chem. Phys.* **1996**, *104*, 5815-5820.
- (3) Uma, S.; Das, P. K. Dynamics of I*(²P_{1/2}) production in the ultraviolet photodissociation of alkyl iodides. *Can. J. Chem.* **1994**, *72*, 865-869.
- (4) Uma, S.; Das, P. K. Production of I*(²P_{1/2}) in the ultraviolet photodissociation of α-branched alkyl iodides. *J. Chem. Phys.* **1996**, *104*, 4470-4474.

H18. (CH₃)₂CHCH₂I (*iso*-butyl iodide)

[Back to Index](#)



(Recommendation: 02-25, Note: 10-6, Evaluated: 10-6)

Absorption Cross Sections: Absorption cross sections for *iso*-C₄H₉I, *iso*-butyl iodide, are not available.

Photolysis Quantum Yield and Product Studies: The quantum yield of *iso*-C₄H₉I for UV photolysis is expected to be unity. The I*(²P_{1/2}) atom quantum yield, Φ(I*(²P_{1/2})), has been shown to be wavelength dependent with lower yields at longer photolysis wavelengths. Uma and Das² reported Φ(I*(²P_{1/2})) values of 0.71 ± 0.01, 0.56 ± 0.03, and 0.35 ± 0.02, at 266, 280, and ~305 nm, respectively. Brewer et al.¹, however, reported a significantly lower value of Φ(I*(²P_{1/2})) at 248 nm, 0.20 ± 0.02.

- (1) Brewer, P.; Das, P.; Ondrey, G.; Bersohn, R. Measurement of the relative populations of I(²P_{1/2}⁰) and I(²P_{3/2}⁰) by laser induced vacuum ultraviolet fluorescence. *J. Chem. Phys.* **1983**, *79*, 720-723.
- (2) Uma, S.; Das, P. K. Production of I*(²P_{1/2}) in the ultraviolet photodissociation of α-branched alkyl iodides. *J. Chem. Phys.* **1996**, *104*, 4470-4474.

H19. (CH₃)₃CI (*tert*-butyl iodide)

[Back to Index](#)



(Recommendation: 02-25, Note: 10-6, Evaluated: 10-6)

Absorption Cross Sections: The UV absorption spectrum of *tert*-C₄H₉I, *tert*-butyl iodide, at 323 K has been reported by Phillips et al.⁵ (230–310 nm). The spectrum is continuous and shows a single absorption band with a peak cross section of ~2.1 × 10⁻¹⁸ cm² molecule⁻¹ at ~268 nm. The recommended absorption cross sections in Table 4H-20 were taken from a figure given in Phillips et al.,⁵ as reported in the Mainz spectral atlas.³

Photolysis Quantum Yield and Product Studies: Quantum yields for I atom formation in the photolysis of *tert*-C₄H₉I have been reported by Kim et al.⁴ to be Φ(I(²P_{3/2})+I*(²P_{1/2})) = 0.93 and 0.92 at 277 and 304 nm, respectively. On the basis of this study a *tert*-C₄H₉I photolysis quantum yield of unity is recommended for wavelengths <310 nm. The I*(²P_{1/2}) atom quantum yield, Φ(I*(²P_{1/2})), has been shown to be wavelength dependent with lower yields for photolysis at the longer wavelengths. Uma and Das⁶ reported values for Φ(I*(²P_{1/2})) of 0.33 ± 0.03, 0.20 ± 0.03, and 0.12 ± 0.03 at 222, 266, and ~305 nm, respectively. Gedanken² reported Φ(I*(²P_{1/2})) = 0.41 ± 0.10 for 248 nm photolysis. Brewer et al.¹ reported a much lower value, 0.03 ± 0.02, for photolysis at 248 nm in disagreement with the other studies.

Table 4H-20. Recommended Absorption Cross Sections of (CH₃)₃CI at 323 K

λ (nm)	$10^{20} \sigma$ (cm ²)
235	28.5
240	42.5
245	64.8
250	98.0
255	140
260	180
265	209
270	211
275	186
280	150
285	116
290	83.0
295	54.0
300	34.0
305	21.5
310	14.0

Note:
Phillips et al.⁵

- (1) Brewer, P.; Das, P.; Ondrey, G.; Bersohn, R. Measurement of the relative populations of I(²P_{1/2}⁰) and I(²P_{3/2}⁰) by laser induced vacuum ultraviolet fluorescence. *J. Chem. Phys.* **1983**, *79*, 720-723.
- (2) Gedanken, A. The magnetic circular dichroism of the A band in CF₃I, C₂H₅I and *t*-BuI. *Chem. Phys. Lett.* **1987**, *137*, 462-466.
- (3) Keller-Rudek, H.; Moortgat, G. K.; Sander, R.; Sørensen, R. The MPI-Mainz UV/Vis spectral atlas of gaseous molecules of atmospheric interest. *Earth Syst. Sci. Data* **2013**, *5*, 365-373, doi:10.5194/essd-5-365-2013.
- (4) Kim, Y. S.; Kang, W. K.; Kim, D.-C.; Jung, K.-H. Photodissociation of *tert*-butyl iodide at 277 and 304 nm: Evidence for direct and indirect dissociation in A-band photolysis of alkyl iodide. *J. Phys. Chem. A* **1997**, *101*, 7576-7581.
- (5) Phillips, D. L.; Myers, A. B.; Valentini, J. J. Investigation of solvation effects on short-time photodissociation dynamics of alkyl iodides. *J. Phys. Chem.* **1992**, *96*, 2039-2044, doi:10.1021/j100184a006.
- (6) Uma, S.; Das, P. K. I* production from *n*-alkyl iodides at 222 nm. *Chem. Phys. Lett.* **1995**, *241*, 335-338.

H20. *n*-C₅H₁₁I (1-iodopentane)[Back to Index](#)

(Recommendation: 02-25, Note: 10-6, Evaluated: 10-6)

Absorption Cross Sections: Absorption cross sections for *n*-C₅H₁₁I, 1-iodopentane, are not available.

Photolysis Quantum Yield and Product Studies: By analogy with other alkyl iodides the photolysis quantum yield of *n*-C₅H₁₁I in the UV is expected to be unity. A quantum yield for I*(²P_{1/2}) atom formation in the photolysis of *n*-C₅H₁₁I at 222 nm, Φ(I*(²P_{1/2})) of 0.50 ± 0.03 has been reported by Uma and Das.¹

- (1) Uma, S.; Das, P. K. Dynamics of I*(²P_{1/2}) production in the ultraviolet photodissociation of alkyl iodides. *Can. J. Chem.* **1994**, *72*, 865-869.

H21. CF₃I (trifluoroiodomethane)[Back to Index](#)

(Recommendation: 02-25, Note: 10-6, Evaluated: 10-6)

Absorption Cross Sections: The UV absorption spectrum of CF₃I, trifluoroiodomethane, has been reported in a number of studies as summarized in Table 4H-21. The spectrum is continuous between 180 and 400 nm with a strong band centered at 267 nm with a long wavelength tail and a strong band evident at wavelengths <200 nm. The agreement among the room temperature cross section values at wavelengths >200 nm is better than 20% near the absorption maximum. At wavelengths <255 nm and in the range 280–350 nm the agreement is better than 15%. Fahr et al.⁶ report the largest peak cross section and Rattigan et al.¹⁴ the smallest. The cross section data from Solomon et al.¹⁶ become increasingly greater than those of Rattigan et al.¹⁴ at the longer wavelengths. The cross section data from Limão-Vieira et al.¹³ lie between the data of Solomon et al.¹⁶ and Fahr et al.⁶ For wavelengths <230 nm and >310 nm the Limão-Vieira et al.¹³ data shows systematic deviations from the other studies. The recommended absorption cross sections in Table 4H-22 are taken from the data of Fahr et al.⁶ in the range 180–215 nm, the mean of the values reported by Brouwer and Troe,⁵ Solomon et al.,¹⁶ and Fahr et al.⁶ in the range 220–230 nm, the mean of the values reported by Brouwer and Troe,⁵ Solomon et al.,¹⁶ Fahr et al.,⁶ and Rattigan et al.¹⁴ in the range 235–310 nm, the mean of the values reported by Solomon et al.,¹⁶ Fahr et al.,⁶ and Rattigan et al.¹⁴ in the range 315–350 nm, and the values from Rattigan et al.¹⁴ in the range 355–385 nm.

Table 4H-21. Summary of CF₃I Absorption Cross Section Studies

Study	Year	Temperature (K)	Wavelength (nm)	10 ²⁰ σ(267 nm) (cm ²)
Roxlo and Mandl ¹⁵	1980	298	170–230	–
Brouwer and Troe ⁵	1981	298, 625, 1050	220–360	~60.5
Bagratashvili et al. ³ and Abel et al. ^{1,2}	1985	~4000 *	450	–
Solomon et al. ¹⁶	1994	200–298	216–370	64.4
Fahr et al. ⁶	1995	218–333	160–350	~70
Rattigan et al. ¹⁴	1997	243–333	235–390	59.5
Limão-Vieira et al. ¹³	2003	298	205–325 113–181	66.9

* CF₃I molecules excited by infrared laser absorption

Fahr et al.⁶ (160–350 nm) and Limão-Vieira et al.¹³ (113–181 nm) reported spectra with pronounced band structure and large absorption cross sections in the short wavelength region. The maximum absorption cross section reported was $\sim 1 \times 10^{-16}$ cm² molecule⁻¹ at ~ 160 nm. The spectrum reported by Roxlo and Mandl¹⁵ (170–230 nm) is in poor agreement with the results of Fahr et al.⁶ and Limão-Vieira et al.¹³

Studies of the spectrum temperature dependence by Solomon et al.,¹⁶ Fahr et al.,⁶ and Rattigan et al.¹⁴ are in qualitative agreement with an increase in the peak absorption cross section and decrease in the long wavelength tail cross sections (>280 nm) with decreasing temperature. The ratio $\sigma(298 \text{ K})/\sigma(\sim 240 \text{ K})$ at 267 nm is ~ 0.9 and the ratio $\sigma(333 \text{ K})/\sigma(298 \text{ K})$ is ~ 1 . Solomon et al.¹⁶ report a further increase of the peak cross section down to 200 K, whereas Fahr et al.⁶ report a slight decrease between 253 and 218 K. The ratio $\sigma(298 \text{ K})/\sigma(\sim 240 \text{ K})$ increases from ~ 1.0 to ~ 1.9 between 280 and 340 nm and the ratio $\sigma(333 \text{ K})/\sigma(298 \text{ K})$ is nearly constant at ~ 1.3 . In the wavelength region 160–180 nm, Fahr et al.⁶ report a decrease in the absorption cross sections with decreasing temperature. Solomon et al.¹⁶ and Rattigan et al.¹⁴ parameterized the cross section temperature dependence using the empirical expression

$$\ln \sigma(\lambda, T) = \ln \sigma(\lambda, 298 \text{ K}) + B(\lambda)(T-298)$$

which reproduces the experimental data reasonably well. Fahr et al.⁶ parameterized their measured cross section wavelength dependence using the empirical expression

$$\sigma(\lambda) = \sigma_0(\lambda) \exp(-L/\lambda) \text{ for } \lambda > 320 \text{ nm}$$

and the temperature dependence at 300, 310, 320, 330, 340, and 350 nm using

$$\sigma(T) = \sigma_0(T) \exp(-\theta/T)$$

Their paper should be consulted for the optimized $\sigma_0(\lambda)$, L , $\sigma_0(T)$ and θ parameters. There are some systematic differences in the $B(\lambda)$ coefficients reported by Solomon et al.¹⁶ and Rattigan et al.¹⁴ The $B(\lambda)$ coefficients reported by Rattigan et al.¹⁴ are recommended and listed in Table 4H-22.

Photolysis Quantum Yield and Product Studies: The photolysis quantum yield for CF₃I is expected to be unity for wavelengths above the dissociation threshold. CF₃I serves as a model system for the study of the photodynamics of I*(²P_{1/2}) atom production following UV photolysis of iodine containing molecules. There are a number of studies reporting iodine spin-state quantum yields, $\Phi(\text{I}^*(^2\text{P}_{1/2}))$ and $\Phi(\text{I}(^2\text{P}_{3/2}))$. A summary of the quantum yield studies for photolysis in the wavelength range 248–308 nm is given in Table 4H-23. Quantum yields for I(²P_{3/2}) atom formation, $\Phi(\text{I})$, can be derived from $\Phi(\text{I}) = 1 - \Phi(\text{I}^*)$.

Table 4H-22. Recommended Absorption Cross Sections of CF₃I at 298 K and Temperature Coefficients

λ (nm)	$10^{20} \sigma$ (cm ²)	$10^3 B$ (K ⁻¹)
180	3.11	–
185	0.75	–
190	0.28	–
195	0.16	–
200	0.15	–
205	0.19	–
210	0.34	–
215	0.68	–
220	1.52	–
225	2.88	–
230	5.03	–
235	8.21	0.16
240	13.6	–0.16
245	21.8	–0.52
250	32.4	–0.86
255	45.2	–1.17
260	56.9	–1.37
265	63.4	–1.43
270	63.1	–1.30
275	56.1	–0.94
280	45.1	–0.62
285	33.4	0.55
290	22.7	1.65
295	14.3	2.98
300	8.6	4.22
305	5.06	5.61
310	2.82	6.84
315	1.62	7.68
320	0.905	8.27
325	0.485	8.74
330	0.262	9.25
335	0.142	9.92
340	0.0750	10.27
345	0.0407	11.71
350	0.0210	12.85
355	0.0115	13.26
360	0.0064	14.65
365	0.0036	14.63
370	0.002	15.49
375	0.0011	17.14
380	0.0007	17.66
385	0.0004	19.71

Note:

Absorption cross sections

180–215 nm: Fahr et al.⁶

220–230 nm: mean of data from Brouwer and Troe,⁵ Solomon et al.,¹⁶ and Fahr et al.⁶

235–310 nm: mean of data from Brouwer and Troe,⁵ Solomon et al.,¹⁶ Fahr et al.,⁶ and Rattigan et al.¹⁴
 315–350 nm: mean of data from Solomon et al.,¹⁶ Fahr et al.,⁶ and Rattigan et al.¹⁴
 355–385 nm: Rattigan et al.¹⁴

Temperature coefficients

$B(\lambda)$: Rattigan et al.¹⁴ (243–333 K); $\ln \sigma(\lambda, T) = \ln \sigma(\lambda, 298 \text{ K}) + B(\lambda)(T-298)$

Table 4H-23. Summary of CF₃I Quantum Yield Studies

Study	Year	Photolysis Wavelength (nm)	$\Phi(I^*(^2P_{1/2}))$
Brewer et al. ⁴	1983	248	0.89 ± 0.01
Gedanken et al. ¹⁰	1987	248	0.87 ± 0.04
Felder ⁷	1991	248	0.88
Furlan et al. ⁹	1996	275	0.99 ± 0.01
Kim et al. ¹²	1996	277	0.87
Furlan et al. ⁹	1996	279	0.91 ± 0.01
		283	0.89 ± 0.01
		290	0.84 ± 0.01
		293	0.81 ± 0.01
		295	0.69 ± 0.01
		296	0.68 ± 0.01
		297	0.63 ± 0.02
		298	0.61 ± 0.02
		300	0.47 ± 0.01
		302	0.41 ± 0.01
		303	0.37 ± 0.01
Kang et al. ¹¹	1996	304	0.69
Felder ⁸	1992	308	0.21

- (1) Abel, B.; Herzog, B.; Hippler, H.; Troe, J. Infrared multiphoton excitation of CF₃I. I. Transient ultraviolet absorption study of after-pulse dissociation and excited state populations. *J. Chem. Phys.* **1989**, *91*, 890-899.
- (2) Abel, B.; Hippler, H.; Troe, J. Infrared multiphoton excitation dynamics of CF₃I. I. Populations and dissociation rates of highly excited rovibrational states. *J. Chem. Phys.* **1992**, *96*, 8863-8871.
- (3) Bagratashvili, V. N.; Ionov, S. I.; Mishakov, G. V.; Semchishen, V. A. Photolysis of highly vibrationally excited CF₃I molecules by visible laser light. *Chem. Phys. Lett.* **1985**, *115*, 144-148.
- (4) Brewer, P.; Das, P.; Ondrey, G.; Bersohn, R. Measurement of the relative populations of I(²P_{1/2}⁰) and I(²P_{3/2}⁰) by laser induced vacuum ultraviolet fluorescence. *J. Chem. Phys.* **1983**, *79*, 720-723.
- (5) Brouwer, L.; Troe, J. Shock wave study of the UV spectrum of CF₃I. *Chem. Phys. Lett.* **1981**, *82*, 1-4.
- (6) Fahr, A.; Nayak, A. K.; Huie, R. E. Temperature dependence of the ultraviolet absorption cross section of CF₃I. *Chem. Phys.* **1995**, *199*, 275-284.
- (7) Felder, P. Photodissociation of CF₃I at 248 nm: kinetic energy dependence of the recoil anisotropy. *Chem. Phys.* **1991**, *155*, 435-445.
- (8) Felder, P. The influence of the molecular beam temperature on the photodissociation of CF₃I at 308 nm. *Chem. Phys. Lett.* **1992**, *197*, 425-432.
- (9) Furlan, A.; Gejo, T.; Huber, J. R. Probing curve crossing by wavelength-dependent recoil anisotropy: The photodissociation of CF₃I at 275-303 nm studied by photofragment translational spectroscopy. *J. Phys. Chem.* **1996**, *100*, 7956-7961.
- (10) Gedanken, A. The magnetic circular dichroism of the A band in CF₃I, C₂H₅I and *t*-BuI. *Chem. Phys. Lett.* **1987**, *137*, 462-466.
- (11) Kang, W. K.; Jung, K. W.; Kim, D.-C.; Jung, K.-H. Photodissociation of alkyl iodides and CF₃I at 304 nm: Relative populations of I(²P_{1/2}) and I(²P_{3/2}) and dynamics of curve crossing. *J. Chem. Phys.* **1996**, *104*, 5815-5820.
- (12) Kim, Y. S.; Kang, W. K.; Jung, K.-H. State-selective photofragment imaging of iodine atoms via photodissociation of CF₃I at 277 nm. *J. Chem. Phys.* **1996**, *105*, 551-557.
- (13) Limão-Vieira, P.; Eden, S.; Mason, N. J. Absolute photo-absorption cross sections and electronic state spectroscopy of selected fluorinated hydrocarbons relevant to the plasma processing industry. *Radiation Phys. Chem.* **2003**, *68*, 187-192, doi:10.1016/S0969-806X(03)00278-0.

- (14) Rattigan, O. V.; Shallcross, D. E.; Cox, R. A. UV absorption cross sections and atmospheric photolysis rates of CF₃I, CH₃I, C₂H₅I and CH₂ICl. *J. Chem. Soc. Faraday Trans.* **1997**, *93*, 2839-2846.
- (15) Roxlo, C.; Mandl, A. Vacuum ultraviolet absorption cross sections for halogen containing molecules. *J. Appl. Phys.* **1980**, *51*, 2969-2972.
- (16) Solomon, S.; Burkholder, J. B.; Ravishankara, A. R.; Garcia, R. R. Ozone depletion and global warming potentials of CF₃I. *J. Geophys. Res.* **1994**, *99*, 20929-20935.

H22. CF₂I₂ (difluorodiiodomethane)

[Back to Index](#)



(Recommendation: 02-25, Note: 10-6, Evaluated: 10-6)

Absorption Cross Sections: The room temperature UV absorption spectrum of CF₂I₂, difluorodiiodomethane, has been measured by Wannemacher et al.³ and Baum et al.¹ over the wavelength range 190–420 nm. The spectrum consists of a strong band that peaks at ~195 nm and several weaker overlapping absorption bands between 230 and 400 nm. The overlapping bands suggest transitions corresponding to the different dissociation processes. Numerical cross section data was obtained from the Mainz spectral atlas.² The recommended absorption cross sections in Table 4H-24 are from Wannemacher et al.³ and were normalized to a peak value of 2.929 × 10⁻¹⁸ cm² molecule⁻¹ at 300 nm. The peak cross section was derived from five different spectra and has an uncertainty of ±16%.

Photolysis Quantum Yield and Product Studies: The photodissociation of CF₂I₂ has been studied at room temperature and wavelengths 248, 308, 337, and 351 nm by Wannemacher et al.³ and Baum et al.¹ These studies report a competition between the radical channel, CF₂I + I, and a three body dissociation channel to form CF₂ + I + I. The spin-orbit branching ratio, I*(²P_{1/2})/I(²P_{3/2}) was observed to increase at shorter photolysis wavelengths.

Table 4H-24. Recommended Absorption Cross Sections of CF₂I₂ at 294 K

λ (nm)	$10^{20} \sigma$ (cm ²)
190	3163
195	4616
200	4070
205	2285
210	837.0
215	238.1
220	75.78
225	36.39
230	29.50
235	35.51
240	47.34
245	66.07
250	89.21
255	118.0
260	150.1
265	180.5
270	203.1
275	215.7
280	224.3
285	236.4
290	259.5
295	281.9
300	292.9
305	288.5
310	266.7
315	235.6
320	198.6
325	163.9
330	135.5
335	111.6
340	91.33
345	78.25
350	66.24
355	57.76
360	49.81
365	41.51
370	33.92
375	26.85
380	18.90
385	13.60
390	9.892
395	6.713
400	4.240
405	3.356
410	1.943
415	1.413
420	0.7066

Note:

Wannenmacher et al.,³ taken from the Mainz spectral atlas.²

- (1) Baum, G.; Felder, P.; Huber, J. R. Photofragmentation of CF₂I₂. Competition between radical and three-body dissociation. *J. Chem. Phys.* **1993**, *98*, 1999-2010.
- (2) Keller-Rudek, H.; Moortgat, G. K.; Sander, R.; Sørensen, R. The MPI-Mainz UV/Vis spectral atlas of gaseous molecules of atmospheric interest. *Earth Syst. Sci. Data* **2013**, *5*, 365-373, doi:10.5194/essd-5-365-2013.
- (3) Wannemacher, E. A. J.; Felder, P.; Huber, J. R. The simultaneous three-body dissociation of CF₂I₂. *J. Chem. Phys.* **1991**, *95*, 986-997.

H23. C₂F₅I (pentafluoroiodoethane)

[Back to Index](#)



(Recommendation: 02-25, Note: 10-6, Evaluated: 10-6)

Absorption Cross Sections: The UV absorption spectrum of C₂F₅I, pentafluoroiodoethane, was measured at 323 K by Zhang et al.⁴ over the wavelength range 220–320 nm. The continuous absorption band has a maximum at ~269 nm with a cross section of ~6.7 × 10⁻¹⁹ cm² molecule⁻¹. Pence et al.³ report a slightly smaller cross section of 6.39 × 10⁻¹⁹ cm² molecule⁻¹ at 268 nm and 295 K. The recommended values in Table 4H-25 were obtained from a figure in Zhang et al.,⁴ as reported in the Mainz spectral atlas.²

Photolysis Quantum Yield and Product Studies: The photolysis quantum yield for C₂H₅I is expected to be unity for wavelengths above the dissociation threshold. Kavita and Das¹ reported quantum yields for I*({}^2P_{1/2}) atom formation, Φ(I*), at 266, 288, and ~305 nm to be 0.97 ± 0.03, 0.75 ± 0.03, and 0.83 ± 0.05, respectively. Quantum yields for I({}^2P_{3/2}) atom formation, Φ(I), can be derived from Φ(I) = 1 - Φ(I*).

Table 4H-25. Recommended Absorption Cross Sections of C₂F₅I at 323 K

λ (nm)	10 ²⁰ σ (cm ²)
220	1.95
225	3.27
230	5.60
235	9.40
240	16.0
245	25.3
250	37.5
255	49.8
260	60.0
265	65.5
270	66.8
275	63.2
280	56.1
285	46.5
290	35.3
295	25.0
300	16.3
305	10.4
310	6.4
315	3.9
320	2.3

Note:

Zhang et al.,⁴ taken from the Mainz spectral atlas.²

- (1) Kavita, K.; Das, P. K. Dynamics of I*({}^2P_{1/2}) production from fluorinated alkyl iodides at 266, 280, and ~305 nm. *J. Chem. Phys.* **2000**, *112*, 8426-8431.
- (2) Keller-Rudek, H.; Moortgat, G. K.; Sander, R.; Sørensen, R. The MPI-Mainz UV/Vis spectral atlas of gaseous molecules of atmospheric interest. *Earth Syst. Sci. Data* **2013**, *5*, 365-373, doi:10.5194/essd-5-365-2013.

- (3) Pence, W. H.; Baughum, S. L.; Leone, S. R. Laser UV photofragmentation of halogenated molecules. Selective bond dissociation and wavelength-specific quantum yields for excited $I(^2P_{1/2})$ and $Br(^2P_{1/2})$ atoms. *J. Phys. Chem.* **1981**, *85*, 3844-3851, doi:10.1021/j150625a027.
- (4) Zhang, L.; Fuss, W.; Kompa, K. L. Bond-selective photodissociation of CX (X = Br, I) in $XC_2H_4C_2F_4X$. *Chem. Phys.* **1990**, *144*, 289-297.

H24. *n*-C₃F₇I (*n*-heptafluoropropyl iodide)

[Back to Index](#)



(Recommendation: 02-25, Note: 10-6, Evaluated: 10-6)

Absorption Cross Sections: The UV absorption spectrum of *n*-C₃F₇I, *n*-heptafluoropropyl iodide, has been measured at room temperature by Koffend and Leone² (265–341 nm) and Pence et al.³ (180–400 nm). Pence et al.³ report a plot (in arbitrary units) that shows an absorption band between ~220 and 340 nm with the maximum at ~268 nm. They report absolute absorption cross sections at 248, 268, and 308 nm. The data for 268 and 308 nm are in good agreement with the corresponding data reported by Koffend and Leone. The recommended absorption cross sections in Table 4H-26 include the value at 248 nm reported by Pence et al.,³ the mean of the values from Pence et al. and Koffend and Leone at 268 nm, and values from Koffend and Leone for the wavelength range 270–340 nm (values obtained by interpolation and extrapolation).

Photolysis Quantum Yield and Product Studies: The quantum yield for *n*-C₃F₇I at wavelengths above the dissociation threshold is expected to be unity. Kavita and Das¹ reported quantum yields for $I^*(^2P_{1/2})$ atom formation, $\Phi(I^*)$, of 0.83 ± 0.02 , 0.89 ± 0.03 , and 0.90 ± 0.05 at 266, 288, and ~305 nm, respectively. They also report $\Phi(I^*) = 0.83 \pm 0.01$, 0.80 ± 0.03 , and 0.89 ± 0.02 for 2-C₃F₇I at 266, 288, and ~305 nm, respectively. Quantum yields for $I(^2P_{3/2})$ atom formation, $\Phi(I)$, can be derived from $\Phi(I) = 1 - \Phi(I^*)$.

Table 4H-26. Recommended Absorption Cross Sections of *n*-C₃F₇I at 298 K

λ (nm)	$10^{20} \sigma$ (cm ²)
248	31.0
268	77.3
270	77.0
275	74.0
280	66.5
285	56.2
290	43.7
295	31.8
300	21.3
305	14.2
310	9.2
315	5.5
320	3.3
325	2.0
330	1.2
335	0.70
340	0.42

Note:

248 nm: Pence et al.³

268 nm: mean of data from Pence et al.³ and Koffend and Leone²

270–340 nm: Koffend and Leone² (interpolation and extrapolation)

- (1) Kavita, K.; Das, P. K. Dynamics of $I^*(^2P_{1/2})$ production from fluorinated alkyl iodides at 266, 280, and ~305 nm. *J. Chem. Phys.* **2000**, *112*, 8426-8431.
- (2) Koffend, J. B.; Leone, S. R. Tunable laser photodissociation: Quantum yield of $I^*(^2P_{1/2})$ from CH₂I₂. *Chem. Phys. Lett.* **1981**, *81*, 136-141.

- (3) Pence, W. H.; Baughum, S. L.; Leone, S. R. Laser UV photofragmentation of halogenated molecules. Selective bond dissociation and wavelength-specific quantum yields for excited $I(^2P_{1/2})$ and $Br(^2P_{1/2})$ atoms. *J. Phys. Chem.* **1981**, *85*, 3844-3851, doi:10.1021/j150625a027.

H25. *n*-C₄F₉I (perfluorobutyl iodide)

[Back to Index](#)



(Recommendation: 02-25, Note: 10-6, Evaluated: 10-6)

Absorption Cross Sections: Absorption cross sections for *n*-C₄F₉I, perfluorobutyl iodide, are not available.

Photolysis Quantum Yield and Product Studies: The quantum yield for *n*-C₄F₉I at wavelengths above the dissociation threshold is expected to be unity. Kavita and Das¹ report quantum yields for $I^*(^2P_{1/2})$ atom formation, $\Phi(I^*)$, of 0.75 ± 0.03 , 0.80 ± 0.03 , and 0.87 ± 0.02 at 266, 288, and ~305 nm, respectively. Quantum yields for $I(^2P_{3/2})$ atom formation, $\Phi(I)$, can be derived from $\Phi(I) = 1 - \Phi(I^*)$.

- (1) Kavita, K.; Das, P. K. Dynamics of $I^*(^2P_{1/2})$ production from fluorinated alkyl iodides at 266, 280, and ~305 nm. *J. Chem. Phys.* **2000**, *112*, 8426-8431.

H26. *n*-C₆F₁₃I (perfluorohexyl iodide)

[Back to Index](#)



(Recommendation: 02-25, Note: 10-6, Evaluated: 10-6)


Absorption Cross Sections: Absorption cross sections for *n*-C₆F₁₃I, perfluorohexyl iodide, are not available.

Photolysis Quantum Yield and Product Studies: The quantum yield for *n*-C₆F₁₃I at wavelengths above the dissociation threshold is expected to be unity. Kavita and Das¹ report quantum yields for $I^*(^2P_{1/2})$ atom formation, $\Phi(I^*)$, of 0.82 ± 0.02 , 0.74 ± 0.03 , and 0.82 ± 0.01 at 266, 288, and ~305 nm, respectively. Quantum yields for $I(^2P_{3/2})$ atom formation, $\Phi(I)$, can be derived from $\Phi(I) = 1 - \Phi(I^*)$.

- (1) Kavita, K.; Das, P. K. Dynamics of $I^*(^2P_{1/2})$ production from fluorinated alkyl iodides at 266, 280, and ~305 nm. *J. Chem. Phys.* **2000**, *112*, 8426-8431.

H27. CH₂ICI (chloriodomethane)

[Back to Index](#)



(Recommendation: 02-25, Note: 10-6, Evaluated: 10-6)

Absorption Cross Sections: The UV absorption spectrum of CH₂ICI, chloriodomethane, at room temperature has been reported by Schmitt and Comes⁵ (205–330 nm), Kwok and Phillips^{1,2} (192–225 nm and 215–400 nm), Roehl et al.⁴ (205–355 nm), and Rattigan et al.³ (235–390 nm). Kwok and Phillips also measured the CH₂ICI spectrum in cyclohexane solution. Schmitt and Comes⁵ and Kwok and Phillips^{1,2} have only given their data as plots and are not considered further in this evaluation. Roehl et al.⁴ (223–298 K) and Rattigan et al.³ (243–333 K) have also reported cross section data over a range of temperatures. The room temperature data of Roehl et al. and Rattigan et al. are in good agreement with the values from Rattigan et al. being lower by $\leq 10\%$ between 240 and 345 nm. The recommended absorption cross sections in Table 4H-27 are from Roehl et al. for the wavelength range 205–230 nm, the mean of the values reported by Roehl et al. and Rattigan et al. for the range 235–355 nm, and from Rattigan et al.³ for the range 360–390 nm.

The cross section data from Roehl et al. and Rattigan et al. show an increase in absorption cross sections around the absorption peak (~250–285 nm) with decreasing temperature. An opposite effect was reported for wavelengths >285 nm. The peak cross section at ~250 K reported in the two studies agree to within 15%. Roehl et al. and Rattigan et al. parameterized the cross section temperature dependence using different empirical expressions

$$\sigma(\lambda, T) = \sigma(298 \text{ K}) [1 + a_1(\lambda)(T-298) + a_2(\lambda)(T-298)^2] \text{ (Roehl et al.)}$$

$$\ln \sigma(\lambda, T) = \ln \sigma(\lambda, 298 \text{ K}) + B(\lambda)(T-298) \text{ (Rattigan et al.)}$$

Both expressions reproduce the experimental data well and the $a_1(\lambda)$, $a_2(\lambda)$, and $B(\lambda)$ coefficients are given in Table 4H-27.

Photolysis Quantum Yield and Product Studies: The photolysis quantum yield for CH_2Cl is expected to be unity for wavelengths above the dissociation threshold. The quantum yield branching ratio $I^*(^2\text{P}_{1/2})/(I(^2\text{P}_{3/2})+I^*(^2\text{P}_{1/2}))$ has been reported by Senapati et al.⁷ at 5 wavelengths to be 0.47 ± 0.02 at 222 nm, 0.51 ± 0.01 at 236 nm, 0.51 ± 0.02 at 266 nm, 0.55 ± 0.03 at 280 nm, and 0.38 ± 0.01 at 304 nm. The quantum yield branching ratio $\text{Cl}^*(^2\text{P}_{1/2})/(\text{Cl}(^2\text{P}_{3/2}) + \text{Cl}^*(^2\text{P}_{1/2}))$ was reported by Senapati and Das⁶ at 4 wavelengths to be 0.44 at 222 nm, 0.44 at 266 nm, 0.30 at 280 nm, and 0.22 at 304 nm.

Table 4H-27. Recommended Absorption Cross Sections of CH_2Cl at 298 K and Temperature Coefficients

λ (nm)	$10^{20} \sigma$ (cm^2)	$10^3 a_1$ (K^{-1})	$10^5 a_2$ (K^{-2})	$10^3 B$ (K^{-1})
205	132	-1.59	-3.83	-
210	42.1	8.47	3.76	-
215	11.1	6.12	4.30	-
220	7.50	0.232	0.129	-
225	9.76	-0.0938	0.660	-
230	14.9	-0.268	-1.4×10^{-6}	-
235	21.2	-0.512	-0.388	0.24
240	32.1	-0.793	-0.664	0.12
245	45.9	-0.929	-0.758	-0.02
250	63.3	-1.22	-1.13	-0.11
255	84.5	-1.25	-0.998	-0.28
260	106	-1.56	-1.14	-0.44
265	122	-1.05	-0.294	-0.55
270	128	-1.33	-0.593	-0.59
275	121	-1.07	-0.298	-0.47
280	104	-0.618	-0.309	-0.18
285	81.1	-0.326	-0.554	0.32
290	58.5	0.300	-0.711	0.99
295	39.9	1.55	-0.245	1.73
300	25.9	2.38	-0.0473	2.56
305	16.7	3.13	0.394	3.08
310	10.9	3.13	0.303	3.50
315	7.16	2.74	-0.317	3.56
320	4.79	2.44	-0.533	3.46
325	3.23	2.87	0.140	3.44
330	2.14	8.52	-4.21	3.72
335	1.40	2.02	-2.25	4.09
340	0.906	5.20	4.54	4.87
345	0.569	7.05	6.88	5.69
350	0.350	9.12	11.7	6.88
355	0.225	12.27	18.9	8.16
360	0.133	-	-	9.01
365	0.081	-	-	11.06
370	0.048	-	-	11.47
375	0.027	-	-	12.77
380	0.017	-	-	15.14
385	0.008	-	-	19.12
390	0.006	-	-	20.48

Note:

Absorption cross sections (σ)

205–230 nm: Roehl et al.⁴

235–355 nm: mean of data from Roehl et al.⁴ and Rattigan et al.³

360–390 nm: Rattigan et al.³

Temperature coefficients

$$a_1(\lambda) \text{ and } a_2(\lambda): \text{Roehl et al.}^4 \text{ (223–298 K); } \sigma(\lambda, T) = \sigma(298 \text{ K}) [1 + a_1(\lambda)(T-298) + a_2(\lambda)(T-298)^2]$$

$$B(\lambda): \text{Rattigan et al.}^3 \text{ (243–333 K); } \ln \sigma(\lambda, T) = \ln \sigma(\lambda, 298 \text{ K}) + B(\lambda)(T-298)$$

- (1) Kwok, W. M.; Phillips, D. L. Gas and solution phase chloriodomethane short-time photodissociation dynamics in the B-band absorption. *Chem. Phys. Lett.* **1997**, *270*, 506-516.
- (2) Kwok, W. M.; Phillips, D. L. Gas-phase chloriodomethane short-time photodissociation dynamics of the A-band absorption and a comparison with the solution phase short-time photodissociation dynamics. *Mol. Phys.* **1997**, *90*, 315-326.
- (3) Rattigan, O. V.; Shallcross, D. E.; Cox, R. A. UV absorption cross sections and atmospheric photolysis rates of CF₃I, CH₃I, C₂H₅I and CH₂ICl. *J. Chem. Soc. Faraday Trans.* **1997**, *93*, 2839-2846.
- (4) Roehl, C. M.; Burkholder, J. B.; Moortgat, G. K.; Ravishankara, A. R.; Crutzen, P. J. Temperature dependence of UV absorption cross sections and atmospheric implications of several alkyl iodides. *J. Geophys. Res.* **1997**, *102*, 12819-12829.
- (5) Schmitt, G.; Comes, F. J. Competitive photodecomposition reactions of chloriodomethane. *J. Photochem. Photobiol. A: Chem.* **1987**, *41*, 13-30.
- (6) Senapati, D.; Das, P. K. Cl*(²P_{1/2}) production dynamics from chloriodomethane (CH₂ICl) in the ultraviolet. *Chem. Phys. Lett.* **2004**, *393*, 535-538, doi:10.1016/j.cplett.2004.06.095.
- (7) Senapati, D.; Kavita, K.; Das, P. K. Photodissociation dynamics of CH₂ICl at 222, 236, 266, 280, and ~304 nm. *J. Phys. Chem. A* **2002**, *106*, 8479-8482, doi:10.1021/jp026021s.

H28. CH₂BrI (bromiodomethane)

[Back to Index](#)



(Recommendation: 02-25, Note: 10-6, Evaluated: 10-6)

Absorption Cross Sections: The UV absorption cross sections of CH₂BrI, bromiodomethane, have been measured at room temperature by Man et al.¹ (180–360 nm) and at 273, 298, and 348 K by Mössinger et al.² (215–390 nm). The spectrum exhibits two absorption bands with maxima near 210 and 267 nm that can be assigned to electronic transitions to repulsive states anti-bonding in C–Br and C–I, respectively. The results from the two studies are not in quantitative agreement. Mössinger et al. report room temperature absorption cross sections of 5.7 × 10⁻¹⁸ and 2.3 × 10⁻¹⁸ cm² molecule⁻¹ at 215 and 270 nm, whereas Man et al. give larger values of ~1 × 10⁻¹⁷ and 3.5 × 10⁻¹⁸ cm² molecule⁻¹ at these wavelengths (values extracted from a figure in their paper), respectively. The recommended room temperature cross sections in Table 4H-28 are taken from Mössinger et al. The absorption cross sections increase with decreasing temperature around the band maxima and decrease in the long wavelength tail, in the region 220–240 nm, and above 290 nm. Mössinger et al. parameterized the temperature dependence using the empirical relation

$$\ln \sigma(\lambda, T) = \ln \sigma(\lambda, 298 \text{ K}) + B(\lambda)(T-298)$$

The B(λ) coefficients are listed in Table 4H-28 (an erroneous B value at 280 nm has been corrected).

Photolysis Quantum Yield and Product Studies: The photolysis quantum yield for wavelengths above the dissociation threshold is expected to be unity.

Table 4H-28. Recommended Absorption Cross Sections of CH₂BrI at 298 K and Temperature Coefficients

λ (nm)	$10^{20} \sigma$ (cm ²)	$10^3 B$ (K ⁻¹)
215	567	-2.16
220	423	-0.12
225	269	1.34
230	155	2.06
235	97.9	2.05
240	80.9	1.01
245	93.7	0.00
250	125	-0.58
255	170	-1.16
260	207	-1.29
265	228	-1.45
270	229	-1.73
275	214	-1.22
280	184	-0.94
285	150	-0.53
290	110	0.10
295	82.5	0.63
300	60.6	1.03
305	42.9	1.13
310	31.4	1.41
315	23.1	1.52
320	16.8	1.71
325	11.5	2.36
330	8.02	2.99
335	5.52	3.89
340	3.50	4.79
345	2.24	5.74
350	1.41	6.73
355	0.817	9.47
360	0.498	11.5
365	0.303	11.6
370	0.165	14.3
375	0.098	17.4
380	0.070	-
385	0.039	-
390	0.025	-

Note:

Mössinger et al.²

$B(\lambda)$ values valid for the range 273–348 K; $\ln \sigma(\lambda, T) = \ln \sigma(\lambda, 298 \text{ K}) + B(\lambda)(T-298)$

- (1) Man, S.-Q.; Kwok, W. M.; Phillips, D. L.; Johnson, A. E. Short-time photodissociation dynamics of A-band and B-band bromiodomethane in solution: An examination of bond selective electronic excitation. *J. Chem. Phys.* **1996**, *105*, 5842-5857.
- (2) Mössinger, J. C.; Shallcross, D. E.; Cox, R. A. UV-Vis absorption cross-sections and atmospheric lifetimes of CH₂Br₂, CH₂I₂ and CH₂BrI. *J. Chem. Soc. Faraday Trans.* **1998**, *94*, 1391-1396.

H29. CF₂BrCF₂I (1,1,2,2-tetrafluoro-1,2-bromiodoethane)[Back to Index](#)

(Recommendation: 02-25, Note: 10-6, Evaluated: 10-6)

Absorption Cross Sections: The absorption spectrum of CF₂BrCF₂I, 1,1,2,2-tetrafluoro-1,2-bromiodoethane, has been measured at room temperature over the wavelength range 190–350 nm by Pence et al.¹ The absorption spectrum shows two distinct bands with a maxima near 268 nm that corresponds to excitation in the C–I bond and below 193 nm that corresponds to excitation in the C–Br bond. An absorption cross section of $2.36 \times 10^{-18} \text{ cm}^2 \text{ molecule}^{-1}$ at 193 nm was reported. The recommended cross sections in Table 4H-29 were taken from a figure in Pence et al.¹ and normalized to the quoted 193 nm cross section value.

Photolysis Quantum Yield and Product Studies: The quantum yield for CF₂BrCF₂I photolysis is assumed to be unity for wavelengths <350 nm. A quantum yield for Br atom formation in the excited (²P_{1/2}) spin state of 0.07 ± 0.05 at 193 nm was reported by Pence et al.¹

Table 4H-29. Recommended Absorption Cross Sections of CF₂BrCF₂I at 298 K

λ (nm)	$10^{20} \sigma$ (cm ²)
190	256
195	219
200	181
205	138
210	105
215	72.7
220	53.4
225	42.5
230	37.3
235	37.3
240	42.9
245	50.2
250	63.2
255	80.3
260	98.0
265	114
270	119
275	117
280	107
285	92.0
290	73.0
295	54.6
300	39.5
305	27.8
310	18.4
315	11.4
320	5.77
325	3.61
330	1.34

Note:
Pence et al.¹

- (1) Pence, W. H.; Baughum, S. L.; Leone, S. R. Laser UV photofragmentation of halogenated molecules. Selective bond dissociation and wavelength-specific quantum yields for excited I(²P_{1/2}) and Br(²P_{1/2}) atoms. *J. Phys. Chem.* **1981**, *85*, 3844-3851, doi:10.1021/j150625a027.

4.11 Bibliography – IO_x Photochemistry

- Abel, B.; Herzog, B.; Hippler, H.; Troe, J. Infrared multiphoton excitation of CF₃I. I. Transient ultraviolet absorption study of after-pulse dissociation and excited state populations. *J. Chem. Phys.* **1989**, *91*, 890-899.
- Abel, B.; Hippler, H.; Troe, J. Infrared multiphoton excitation dynamics of CF₃I. I. Populations and dissociation rates of highly excited rovibrational states. *J. Chem. Phys.* **1992**, *96*, 8863-8871.
- Ashworth, S. H.; Allan, B. J.; Plane, J. M. C. High resolution spectroscopy of the OIO radical: Implications for the ozone-depleting potential of iodine. *Geophys. Res. Lett.* **2002**, *29*, 1-4, doi:10.1029/2001GL13851.
- Atkinson, D. B.; Hudgens, J. W.; Orr-Ewing, A. J. Kinetic studies of the reactions of IO radicals determined by cavity ring-down spectroscopy. *J. Phys. Chem. A* **1999**, *103*, 6173-6180.
- Atkinson, R.; Baulch, D. L.; Cox, R. A.; Hampson, R. F., Jr.; Kerr, J. A.; Rossi, M. J.; Troe, J. Evaluated kinetic and photochemical data for atmospheric chemistry: Supplement VIII, Halogen species. IUPAC subcommittee on gas kinetic data evaluation for atmospheric chemistry. *J. Phys. Chem. Ref. Data* **2000**, *29*, 167-266, doi:10.1063/1.556058.
- Bagrashvili, V. N.; Ionov, S. I.; Mishakov, G. V.; Semchishen, V. A. Photolysis of highly vibrationally excited CF₃I molecules by visible laser light. *Chem. Phys. Lett.* **1985**, *115*, 144-148.
- Basco, N.; Hunt, J. E. The recombination of iodine atoms in the presence of nitric oxide. *Int. J. Chem. Kinet.* **1978**, *10*, 733-743.
- Bauer, D.; Ingham, T.; Carl, S. A.; Moortgat, G. K.; Crowley, J. N. Ultraviolet-visible absorption cross sections of gaseous HOI and its photolysis at 355 nm. *J. Phys. Chem.* **1998**, *102*, 2857-2864.
- Baughum, S. L.; Leone, S. R. Photofragmentation infrared emission studies of vibrationally excited free radicals CH₃ and CH₂I. *J. Chem. Phys.* **1980**, *72*, 6531-6545.
- Baum, G.; Felder, P.; Huber, J. R. Photofragmentation of CF₂I₂. Competition between radical and three-body dissociation. *J. Chem. Phys.* **1993**, *98*, 1999-2010.
- Binder, J. L. The continuous absorption spectrum of iodine monochloride in the ultraviolet. *Phys. Rev.* **1938**, *54*, 114-117.
- Bloss, W. J.; Rowley, D. M.; Cox, R. A.; Jones, R. L. Kinetics and products of the IO self-reaction. *J. Phys. Chem. A* **2001**, *105*, 7840-7854, doi:10.1021/jp0044936.
- Brewer, L.; Tellinghuisen, J. Quantum yield for unimolecular dissociation of I₂ in visible absorption. *J. Chem. Phys.* **1972**, *56*, 3929-3938.
- Brewer, P.; Das, P.; Ondrey, G.; Bersohn, R. Measurement of the relative populations of I(²P_{1/2}⁰) and I(²P_{3/2}⁰) by laser induced vacuum ultraviolet fluorescence. *J. Chem. Phys.* **1983**, *79*, 720-723.
- Bridges, L.; White, J. M. Photochemistry of methanethiol at 254 and 214 nm. *J. Phys. Chem.* **1973**, *77*, 295-298.
- Broske, R. Ph.D. Thesis, University of Wuppertal, Germany, 1999.
- Brouwer, L.; Troe, J. Shock wave study of the UV spectrum of CF₃I. *Chem. Phys. Lett.* **1981**, *82*, 1-4.
- Campuzano-Jost, P.; Crowley, J. N. Kinetics of the reaction of OH with HI between 246 and 353 K. *J. Phys. Chem. A* **1999**, *103*, 2712-2719.
- Chichinin, A. I. Measurement of Cl(²P_{1/2}) quantum yield for the photodissociation of NOCl, ICl, PCl₃, Cl₂O and COCl₂. *Chem. Phys. Lett.* **1993**, *209*, 459-463.
- Chichinin, A. I.; Chasovnikov, S. A.; Krasnoperov, L. N. The laser photolysis of ICl at 530 nm: A time-resolved LMR study. *Chem. Phys. Lett.* **1987**, *138*, 371-376.
- Cox, R. A.; Bloss, W. J.; Jones, R. L.; Rowley, D. M. OIO and the atmospheric cycle of iodine. *Geophys. Res. Lett.* **1999**, *26*, 1857-1860.
- Cox, R. A.; Coker, G. B. Absorption cross sections and kinetics of IO in the photolysis of CH₃I in the presence of ozone. *J. Phys. Chem.* **1983**, *87*, 4478-4484, doi:10.1021/j100245a030.
- Dillon, T. J.; Tucceri, M. E.; Hölscher, D.; Crowley, J. N. Absorption cross-section of IO at 427.2 nm and 298 K. *J. Photochem. Photobiol. A: Chem.* **2005**, *176*, 3-14, doi:10.1016/j.jphotochem.2005.09.025.
- Donohue, T.; Wiesenfeld, J. R. Photodissociation of alkyl iodides. *J. Chem. Phys.* **1975**, *63*, 3130-3135.
- Eden, S.; Limão-Vieira, P.; Hoffmann, S. V.; Mason, N. J. VUV spectroscopy of CH₃Cl and CH₃I. *Chem. Phys.* **2006**, *331*, 232-244, doi:10.1016/j.chemphys.2006.10.021.
- Fahr, A.; Nayak, A. K.; Huie, R. E. Temperature dependence of the ultraviolet absorption cross section of CF₃I. *Chem. Phys.* **1995**, *199*, 275-284.
- Fahr, A.; Nayak, A. K.; Kurylo, M. J. The ultraviolet absorption cross sections of CH₃I temperature dependent gas and liquid phase measurements. *Chem. Phys.* **1995**, *197*, 195-203.
- Felder, P. Photodissociation of CF₃I at 248 nm: kinetic energy dependence of the recoil anisotropy. *Chem. Phys.* **1991**, *155*, 435-445.
- Felder, P. The influence of the molecular beam temperature on the photodissociation of CF₃I at 308 nm. *Chem. Phys. Lett.* **1992**, *197*, 425-432.

- Felps, W. S.; Rupnik, K.; McGlynn, S. P. Electronic spectroscopy of the cyanogen halides. *J. Phys. Chem.* **1991**, *95*, 639-656, doi:10.1021/j100155a028.
- Forté, E.; Hippler, H.; van den Bergh, H. IONO thermodynamic properties and ultraviolet spectrum. *Int. J. Chem. Kinet.* **1981**, *13*, 1227-1233.
- Furlan, A.; Gejo, T.; Huber, J. R. Probing curve crossing by wavelength-dependent recoil anisotropy: The photodissociation of CF₃I at 275-303 nm studied by photofragment translational spectroscopy. *J. Phys. Chem.* **1996**, *100*, 7956-7961.
- Gedanken, A. The magnetic circular dichroism of the A band in CF₃I, C₂H₅I and *t*-BuI. *Chem. Phys. Lett.* **1987**, *137*, 462-466.
- Gibson, G. E.; Ramsperger, H. C. Band spectra and dissociation of iodine monochloride. *Phys. Rev.* **1927**, *30*, 598-600.
- Gómez Martín, J. C.; Ashworth, S. H.; Mahajan, A. S.; Plane, J. M. C. Photochemistry of OIO: Laboratory study and atmospheric implications. *Geophys. Res. Lett.* **2009**, *36*, L09802, doi:10.1029/2009GL037642.
- Gómez Martín, J. C.; Plane, J. M. C. Determination of the O–IO bond dissociation energy by photofragment excitation spectroscopy. *Chem. Phys. Lett.* **2009**, *474*, 79-83, doi:10.1016/j.cplett.2009.04.052.
- Gómez Martín, J. C.; Spietz, P.; Burrows, J. P. Spectroscopic studies of the I₂/O₃ photochemistry Part 1: Determination of the absolute absorption cross sections of iodine oxides of atmospheric relevance. *J. Photochem. Photobiol. A: Chem.* **2005**, *176*, 15-38, doi:10.1016/j.jphotochem.2005.09.024.
- Goodeve, C. F.; Taylor, A. W. C. The continuous absorption spectrum of hydrogen iodide. *Proc. Roy. Soc. London* **1936**, *A 154*, 181-187.
- Harwood, M. H.; Burkholder, J. B.; Hunter, M.; Fox, R. W.; Ravishankara, A. R. Absorption cross sections and self-reaction kinetics of the IO radical. *J. Phys. Chem. A* **1997**, *101*, 853-863, doi:10.1021/jp962429b.
- Haugen, H. K.; Weitz, E.; Leone, S. R. Accurate quantum yields by laser gain vs absorption spectroscopy: Investigation of Br/Br* channels in photofragmentation of Br₂ and IBr. *J. Chem. Phys.* **1964**, *83*, 3402-3412.
- Himmelmann, S.; Orphal, J.; Bovensmann, H.; Richter, A.; Ladstätter-Weissenmayer, A.; Burrows, J. P. First observation of the OIO molecule by time-resolved flash photolysis absorption spectroscopy. *Chem. Phys. Lett.* **1996**, *251*, 330-334.
- Huebert, B. J.; Martin, R. M. Gas-phase far-ultraviolet absorption spectrum of hydrogen bromide and hydrogen iodide. *J. Phys. Chem.* **1968**, *72*, 3046-3048, doi:10.1021/j100854a071.
- Ingham, T.; Cameron, M.; Crowley, J. N. Photodissociation of IO (355 nm) and OIO (532 nm): Quantum yields for O(²P) and I(²P_{1/2}) production. *J. Phys. Chem. A* **2000**, *104*, 8001-8010, doi:10.1021/jp001166p.
- Jenkin, M. E.; Cox, R. A. Kinetics study of the reactions IO + NO₂ + M → IONO₂ + M, IO + IO → products, and I + O₃ → IO + O₂. *J. Phys. Chem.* **1985**, *89*, 192-199, doi:10.1021/j100247a040.
- Jenkin, M. E.; Cox, R. A.; Mellouki, A.; Le Bras, G.; Poulet, G. Kinetics of the reaction of iodine atoms with HO₂ radicals. *J. Phys. Chem.* **1990**, *94*, 2927-2934, doi:10.1021/j100370a036.
- Jenkin, M. E.; Murrells, T. P.; Shalliker, S. J.; Hayman, G. D. Kinetics and product study of the self-reactions of allyl and allyl peroxy radicals at 296 K. *J. Chem. Soc. Faraday Trans.* **1993**, *89*, 433-446.
- Joseph, D. M.; Ashworth, S. H.; Plane, J. M. C. The absorption cross-section and photochemistry of OIO. *J. Photochem. Photobiol. A: Chem.* **2005**, *176*, 68-77, doi:10.1016/j.jphotochem.2005.09.003.
- Joseph, D. M.; Ashworth, S. H.; Plane, J. M. C. On the photochemistry of IONO₂: absorption cross section (240–370 nm) and photolysis product yields at 248 nm. *Phys. Chem. Chem. Phys.* **2007**, *9*, 5599-5607, doi:10.1039/b709465e.
- Jung, K.-W.; Ahmadi, T. S.; El-Sayed, M. A. Photofragment translational spectroscopy of ICl at 304 nm. *J. Phys. Chem. A* **1997**, *101*, 6562-6567.
- Kang, W. K.; Jung, K. W.; Kim, D.-C.; Jung, K.-H. Photodissociation of alkyl iodides and CF₃I at 304 nm: Relative populations of I(²P_{1/2}) and I(²P_{3/2}) and dynamics of curve crossing. *J. Chem. Phys.* **1996**, *104*, 5815-5820.
- Kavita, K.; Das, P. K. Dynamics of I*(²P_{1/2}) production from fluorinated alkyl iodides at 266, 280, and ~305 nm. *J. Chem. Phys.* **2000**, *112*, 8426-8431.
- Keller-Rudek, H.; Moortgat, G. K.; Sander, R.; Sörensen, R. The MPI-Mainz UV/Vis spectral atlas of gaseous molecules of atmospheric interest. *Earth Syst. Sci. Data* **2013**, *5*, 365-373, doi:10.5194/essd-5-365-2013.
- Kim, Y. S.; Jung, Y.-J.; Jung, K.-H. Photodissociation of IBr near 267 nm by center-stripe analysis of two-dimensional image. *J. Chem. Phys.* **1997**, *107*, 3805-3812.
- Kim, Y. S.; Kang, W. K.; Jung, K.-H. State-selective photofragment imaging of iodine atoms via photodissociation of CF₃I at 277 nm. *J. Chem. Phys.* **1996**, *105*, 551-557.
- Kim, Y. S.; Kang, W. K.; Kim, D.-C.; Jung, K.-H. Photodissociation of *tert*-butyl iodide at 277 and 304 nm: Evidence for direct and indirect dissociation in A-band photolysis of alkyl iodide. *J. Phys. Chem. A* **1997**, *101*, 7576-7581.
- Koffend, J. B.; Leone, S. R. Tunable laser photodissociation: Quantum yield of I*(²P_{1/2}) from CH₂I₂. *Chem. Phys. Lett.* **1981**, *81*, 136-141.

- Kortüm, G.; Friedheim, G. Lichtabsorption und molekularzustand des jods in dampf und lösung. *Z. Naturforsch.* **1947**, *2a*, 20-27.
- Kwok, W. M.; Phillips, D. L. Solvation and solvent effects on the short-time photodissociation dynamics of CH₂I₂ from resonance Raman spectroscopy. *J. Chem. Phys.* **1996**, *104*, 2529-2540.
- Kwok, W. M.; Phillips, D. L. Gas and solution phase chloriodomethane short-time photodissociation dynamics in the B-band absorption. *Chem. Phys. Lett.* **1997**, *270*, 506-516.
- Kwok, W. M.; Phillips, D. L. Gas-phase chloriodomethane short-time photodissociation dynamics of the A-band absorption and a comparison with the solution phase short-time photodissociation dynamics. *Mol. Phys.* **1997**, *90*, 315-326.
- Langford, S. R.; Regan, P. M.; Orr-Ewing, A. J.; Ashfold, M. N. R. On the UV photodissociation dynamics of hydrogen iodide. *Chem. Phys.* **1998**, *231*, 245-260.
- Laszlo, B.; Kurylo, M. J.; Huie, R. E. Absorption cross sections, kinetics of formation, and self-reaction of the IO radical produced via the laser photolysis of N₂O/I₂/N₂ Mixtures. *J. Phys. Chem.* **1995**, *99*, 11701-11707, doi:10.1021/j100030a013.
- Limão-Vieira, P.; Eden, S.; Mason, N. J. Absolute photo-absorption cross sections and electronic state spectroscopy of selected fluorinated hydrocarbons relevant to the plasma processing industry. *Radiation Phys. Chem.* **2003**, *68*, 187-192, doi:10.1016/S0969-806X(03)00278-0.
- Man, S.-Q.; Kwok, W. M.; Phillips, D. L.; Johnson, A. E. Short-time photodissociation dynamics of A-band and B-band bromiodomethane in solution: An examination of bond selective electronic excitation. *J. Chem. Phys.* **1996**, *105*, 5842-5857.
- Martin, R. M.; Willard, J. E. Reactions of photochemically produced hot hydrogen atoms. I. Photolysis of HI at 1849 Å. *J. Chem. Phys.* **1964**, *40*, 2999-3007.
- Mashnin, T. S.; Cheryshev, A. V.; Krasnoperov, L. N. Laser photolysis of ICl. A time-resolved LMR measurement of Cl(²P_{1/2}) relative yield. *Chem. Phys. Lett.* **1993**, *207*, 105-109.
- Mathieson, L.; Rees, A. L. G. Electronic states and potential energy diagram of the iodine molecule. *J. Chem. Phys.* **1956**, *25*, 753-761.
- McMillan, V. personal communication to J.G. Calvert, J.N. Pitts, Jr., Photochemistry, London, 1966, p. 184. **1966**.
- Mössinger, J. C.; Rowley, D. M.; Cox, R. A. The UV-visible absorption cross-sections of IONO₂. *Atmos. Chem. Phys.* **2002**, *2*, 227-234.
- Mössinger, J. C.; Shallcross, D. E.; Cox, R. A. UV-Vis absorption cross-sections and atmospheric lifetimes of CH₂Br₂, CH₂I₂ and CH₂BrI. *J. Chem. Soc. Faraday Trans.* **1998**, *94*, 1391-1396.
- Myer, J. A.; Samson, J. A. R. Absorption cross section and photoionization yield of I₂ between 1050 and 2200 Å. *J. Chem. Phys.* **1970**, *52*, 716-718.
- Ni, C.-K.; Flynn, G. W. State and velocity distributions of Cl atoms produced in the photodissociation of ICl at 237 nm. *Chem. Phys. Lett.* **1993**, *210*, 333-339.
- Ogilvie, J. F. Semi-experimental determination of a repulsive potential curve for hydrogen iodide. *Trans. Faraday Soc.* **1971**, *67*, 2205-2215.
- Ogorzalek Loo, R.; Haerri, H.-P.; Hall, G. E.; Houston, P. L. Methyl rotation, vibration, and alignment from a multiphoton ionization study of the 266 nm photodissociation of methyl iodide. *J. Chem. Phys.* **1989**, *90*, 4222-4236.
- Pence, W. H.; Baughum, S. L.; Leone, S. R. Laser UV photofragmentation of halogenated molecules. Selective bond dissociation and wavelength-specific quantum yields for excited I(²P_{1/2}) and Br(²P_{1/2}) atoms. *J. Phys. Chem.* **1981**, *85*, 3844-3851, doi:10.1021/j150625a027.
- Petersen, A. B.; Smith, I. W. M. Yields of Br*(⁴P_{1/2}) as a function of wavelength in the photodissociation of Br₂ and IBr. *Chem. Phys.* **1978**, *30*, 407-413.
- Phillips, D. L.; Myers, A. B.; Valentini, J. J. Investigation of solvation effects on short-time photodissociation dynamics of alkyl iodides. *J. Phys. Chem.* **1992**, *96*, 2039-2044, doi:10.1021/j100184a006.
- Porret, D.; Goodeve, C. F. The continuous absorption spectrum of methyl iodide. *Trans. Faraday Soc.* **1937**, *33*, 690-693.
- Porret, D.; Goodeve, C. F. The continuous absorption spectra of alkyl iodides and alkyl bromides and their quantal interpretation. *Proc. Roy. Soc. Lond. A* **1938**, *165*, 31-42.
- Porter, G., F.R.S.; Szabó, Z. G.; Townsend, M. G. The recombination of atoms V. Iodine atom recombination in nitric oxide. *Proc. Roy. Soc. Lond. A* **1962**, *A 270*, 493-500.
- Rabinowitch, E.; Wood, W. C. The extinction coefficient of iodine and other halogens. *Trans. Faraday Soc.* **1936**, *32*, 540-546.
- Rattigan, O. V.; Shallcross, D. E.; Cox, R. A. UV absorption cross sections and atmospheric photolysis rates of CF₃I, CH₃I, C₂H₅I and CH₂ICl. *J. Chem. Soc. Faraday Trans.* **1997**, *93*, 2839-2846.
- Rebbert, R. E.; Lias, S. G.; Ausloos, P. Photolysis of alkyl iodides at 147.0 nm. The reaction H + C_nH_{2n+1}I → HI + C_nH_{2n+1}. *Int. J. Chem. Kinet.* **1973**, *5*, 893-908.

- Roehl, C. M.; Burkholder, J. B.; Moortgat, G. K.; Ravishankara, A. R.; Crutzen, P. J. Temperature dependence of UV absorption cross sections and atmospheric implications of several alkyl iodides. *J. Geophys. Res.* **1997**, *102*, 12819-12829.
- Romand, J. Absorption ultraviolette dans la région de Schumann étude de: ClI, BrI et HI gazeux. *Ann. Phys. (Paris)* **1949**, *4*, 529-590.
- Rowley, D. M.; Mössinger, J. C.; Cox, R. A.; Jones, R. L. The UV-visible absorption cross-sections and atmospheric photolysis rate of HOI. *J. Atmos. Chem.* **1999**, *34*, 137-151.
- Roxlo, C.; Mandl, A. Vacuum ultraviolet absorption cross sections for halogen containing molecules. *J. Appl. Phys.* **1980**, *51*, 2969-2972.
- Saiz-Lopez, A.; Saunders, R. W.; Joseph, D. M.; Ashworth, S. H.; Plane, J. M. C. Absolute absorption cross-section and photolysis rate of I₂. *Atmos. Chem. Phys.* **2004**, *4*, 1443-1450.
- Sander, S. P. Kinetics and mechanism of the IO + IO reaction. *J. Phys. Chem.* **1986**, *90*, 2194-2199, doi:10.1021/j100401a039.
- Schmitt, G.; Comes, F. J. Photolysis of CH₂I₂ and 1,1-C₂H₄I₂ at 300 nm. *J. Photochem.* **1980**, *14*, 107-123.
- Schmitt, G.; Comes, F. J. Competitive photodecomposition reactions of chloriodomethane. *J. Photochem. Photobiol. A: Chem.* **1987**, *41*, 13-30.
- Seery, D. J.; Britton, D. The continuous absorption spectra of chlorine, bromine, bromine chloride, iodine chloride, and iodine bromide. *J. Phys. Chem.* **1964**, *68*, 2263-2266, doi:10.1021/j100790a039.
- Senapati, D.; Das, P. K. Cl*(²P_{1/2}) production dynamics from chloriodomethane (CH₂ICI) in the ultraviolet. *Chem. Phys. Lett.* **2004**, *393*, 535-538, doi:10.1016/j.cplett.2004.06.095.
- Senapati, D.; Kavita, K.; Das, P. K. Photodissociation dynamics of CH₂ICI at 222, 236, 266, 280, and ~304 nm. *J. Phys. Chem. A* **2002**, *106*, 8479-8482, doi:10.1021/jp026021s.
- Solomon, S.; Burkholder, J. B.; Ravishankara, A. R.; Garcia, R. R. Ozone depletion and global warming potentials of CF₃I. *J. Geophys. Res.* **1994**, *99*, 20929-20935.
- Spietz, P. Absorption cross sections for iodine species of relevance to the photolysis of mixtures of I₂ and O₃ and for the atmosphere. *PhD-Thesis, Univ. of Bremen, Germany* **2005**.
- Spietz, P.; Gómez Martín, J.; Burrows, J. P. Effects of column density on I₂ spectroscopy and a determination of I₂ absorption cross section at 500 nm. *Atmos. Chem. Phys.* **2006**, *6*, 2177-2191.
- Spietz, P.; Gómez Martín, J. C.; Burrows, J. P. Spectroscopic studies of the I₂/O₃ photochemistry Part 2. Improved spectra of iodine oxides and analysis of the IO absorption spectrum. *J. Photochem. Photobiol. A: Chem.* **2005**, *176*, 50-67, doi:10.1016/j.jphotochem.2005.08.023.
- Stickel, R. E.; Hynes, A. J.; Bradshaw, J. D.; Chameides, W. L.; Davis, D. D. Absorption cross sections and kinetic considerations of the IO radical as determined by laser flash photolysis/laser absorption spectroscopy. *J. Phys. Chem.* **1988**, *92*, 1862-1864, doi:10.1021/j100318a600.
- Sulzer, P.; Wieland, K. Intensitätsverteilung eines kontinuierlichen absorptions-spektrums in abhängigkeit von temperatur und wellenzahl. *Helv. Phys. Acta* **1952**, *25*, 653-676.
- Tellinghuisen, J. Resolution of the visible-infrared absorption spectrum of I₂ into three contributing transitions. *J. Chem. Phys.* **1973**, *58*, 2821-2834.
- Tellinghuisen, J. Intensity analysis of overlapped discrete and continuous absorption by spectral simulation: The electronic transition moment for the B-X system in I₂. *J. Chem. Phys.* **2011**, *134*, 084301, doi:10.1063/1.3555623.
- Tonokura, K.; Matsumi, Y.; Kawasaki, M.; Kim, H. L.; Yabushita, S.; Fujimura, S.; Saito, K. Photodissociation of ICl at 235-248 nm. *J. Chem. Phys.* **1993**, *99*, 3461-3467.
- Tucceri, M. E.; Hölscher, D.; Rodriguez, A.; Dillon, T. J.; Crowley, J. N. Absorption cross section and photolysis of OIO. *Phys. Chem. Chem. Phys.* **2006**, *8*, 834-846, doi:10.1039/b512702e.
- Turnipseed, A. A.; Gilles, M. K.; Burkholder, J. B.; Ravishankara, A. R. LIF detection of IO and the rate coefficients for I + O₃ and IO + NO reactions. *Chem. Phys. Lett.* **1995**, *242*, 427-434, doi:10.1016/0009-2614(95)00774-X.
- Uma, S.; Das, P. K. Dynamics of I*(²P_{1/2}) production in the ultraviolet photodissociation of alkyl iodides. *Can. J. Chem.* **1994**, *72*, 865-869.
- Uma, S.; Das, P. K. I* production from n-alkyl iodides at 222 nm. *Chem. Phys. Lett.* **1995**, *241*, 335-338.
- Uma, S.; Das, P. K. Production of I*(²P_{1/2}) in the ultraviolet photodissociation of α-branched alkyl iodides. *J. Chem. Phys.* **1996**, *104*, 4470-4474.
- van den Bergh, H.; Troe, J. Kinetic and thermodynamic properties of INO and INO₂ intermediate complexes in iodine recombination. *J. Chem. Phys.* **1976**, *64*, 736-742, doi:10.1063/1.432220.
- Vogt, K.; Koenigsberger, J. Beobachtungen über Absorption in Joddampf and anderen Dämpfen. *Z. Physik* **1923**, *13*, 292-310.
- Wannemacher, E. A. J.; Felder, P.; Huber, J. R. The simultaneous three-body dissociation of CF₂I₂. *J. Chem. Phys.* **1991**, *95*, 986-997.

Wrede, E.; Laubach, S.; Schulenburg, S.; Brown, A.; Wouters, E. R.; Orr-Ewing, A. J.; Ashfold, M. N. R. Continuum state spectroscopy: A high resolution ion imaging study of IBr in the wavelength range 440-685 nm. *J. Chem. Phys.* **2001**, *114*, 2629-2646, doi:10.1063/1.1337049#.

Zhang, L.; Fuss, W.; Kompa, K. L. Bond-selective photodissociation of CX (X = Br, I) in XC₂H₄C₂F₄X. *Chem. Phys.* **1990**, *144*, 289-297.

SECTION 4I. SO_x PHOTOCHEMISTRY

II. SO₂ (sulfur dioxide)

[Back to Index](#)



(Note: 10-6, Evaluated: 10-6)

Absorption Cross Sections: The UV absorption spectrum of sulfur dioxide, SO₂, is highly structured with a very weak absorption band in the 340–390 nm region, an absorption band in the 260–340 nm region, and a strong absorption band extending from 180 to 235 nm. For the wavelength region commonly used for atmospheric monitoring, 300–324 nm, there are numerous reports of room temperature absorption cross sections. Manatt and Lane⁸ have compiled and evaluated SO₂ cross section measurements prior to 1993 that cover the wavelength range 106–403 nm. Since 1993 there have been additional studies including Bogumil et al.¹ (239–395 nm), Feng et al.³ (7.7–248 nm), Hermans et al.⁵ (227–416 nm), Prahlad and Kumar¹⁰ (188–219 nm), Rufus et al.¹¹ (220–325 nm), Sprague and Joens¹² (352–396 nm), Vandaele et al.¹³ (250–333 nm), Vattulainen et al.¹⁴ (195–350 nm), and Wu et al.¹⁵ (170–297 nm). The temperature dependence of the absorption spectrum has been measured by McGee and Burris⁹ (295 and 210 K), Bogumil et al.¹ (203–293 K), Hicks⁶ (199–300 K), Hermans et al.⁵ (298–358 K), Leroy et al.⁷ (218–296 K), Prahlad and Kumar¹⁰ (220–300 K), Vattulainen et al.¹⁴ (293–1073 K), and Wu et al.¹⁵ (200–400 K). Absorption cross sections are not recommended due to the highly structured nature of the spectrum and should be obtained from the original literature.

Photolysis Quantum Yield and Product Studies: The atmospheric photochemistry of SO₂ has been reviewed by Hecklen et al.⁴ and Calvert and Stockwell.² Photo-oxidation at $\lambda > \sim 300$ nm by way of the electronically excited states of SO₂ appears to be relatively unimportant.

- (1) Bogumil, K.; Orphal, J.; Homann, T.; Voigt, S.; Spietz, P.; Fleischmann, O. C.; Vogel, A.; Hartmann, M.; Kromminga, H.; Bovensmann, H.; Frerick, J.; Burrows, J. P. Measurements of molecular absorption spectra with the SCIAMACHY pre-flight model: instrument characterization and reference data for atmospheric remote sensing in the 230–2380 nm region. *J. Photochem. Photobiol. A: Chem.* **2003**, *157*, 167–184, doi:10.1016/S1010-6030(03)00062-5.
- (2) Calvert, J. G.; Stockwell, W. R. In *Acid Precipitation: SO₂, NO, NO₂ Oxidation Mechanisms: Atmospheric Considerations*; Ann Arbor Sci. Publishers: Ann Arbor, Michigan, 1983.
- (3) Feng, R.; Cooper, G.; Burton, G. R.; Brion, C. E.; Avaldi, L. Absolute photoabsorption oscillator strengths by electron energy loss methods: the valence and S 2p and 2s inner shells of sulphur dioxide in the discrete and continuum regions (3.5–260 eV). *Chem. Phys.* **1999**, *240*, 371–386.
- (4) Hecklen, J.; Kelly, N.; Partymiller, K. The photophysics and photochemistry of SO₂. *Rev. Chem. Intermediates* **1980**, *3*, 315–404.
- (5) Hermans, C.; Vandaele, A. C.; Fally, S. Fourier transform measurements of SO₂ absorption cross sections: I. Temperature dependence in the 24000–29000 cm⁻¹ (345–420 nm) region. *J. Quant. Spectrosc. Radiat. Transfer* **2009**, *110*, 756–765, doi:10.1016/j.jqsrt.2009.01.031.
- (6) Hicks, E.; Leroy, B.; Rigaud, P.; Joudain, J.-L.; Le Bras, G. Near ultraviolet and visible absorption-spectra of minor atmospheric components NO₂ and SO₂ between 200 and 300 K. *J. Chim. Phys.* **1979**, *76*, 693–698.
- (7) Leroy, B.; Rigaud, P.; Jourdain, J. L.; Le Bras, G. Spectres d'absorption dans le proche ultraviolet de CS₂ et SO₂ entre 200 et 300 K. *Moon Planets* **1983**, *29*, 177–183.
- (8) Manatt, S. L.; Lane, A. L. A compilation of the absorption cross-sections of SO₂ from 106 to 403 nm. *J. Quant. Spectrosc. Radiat. Transfer* **1993**, *50*, 267–276.
- (9) McGee, T. J.; Burris, J. SO₂ absorption cross sections in the near U.V. *J. Quant. Spectrosc. Radiat. Transfer* **1987**, *37*, 165–182.
- (10) Prahlad, V.; Kumar, V. Temperature dependence of photoabsorption cross-sections of sulfur dioxide at 188–220 nm. *J. Quant. Spectrosc. Radiat. Transfer* **1997**, *57*, 719–723.
- (11) Rufus, J.; Stark, G.; Smith, P. L.; Pickering, J. C.; Thorne, A. P. High-resolution photoabsorption cross section measurements of SO₂, 2: 220 to 325 nm at 295 K. *J. Geophys. Res. Planets* **2003**, *108*, 5011, doi:10.1029/2002JE001931.
- (12) Sprague, K. E.; Joens, J. A. SO₂ absorption cross-section measurements from 320 to 305 nm. *J. Quant. Spectrosc. Radiat. Transfer* **1995**, *53*, 349–352.
- (13) Vandaele, A. C.; Simon, P. C.; Guilmot, J. M.; Carleer, M.; Colin, R. SO₂ absorption cross section measurement in the UV using a Fourier transform spectrometer. *J. Geophys. Res.* **1994**, *99*, 25599–25605.

- (14) Vattulainen, J.; Wallenius, L.; Stenberg, J.; Hernberg, R.; Linna, V. Experimental determination of SO₂, C₂H₂, and O₂ UV absorption cross sections at elevated temperatures and pressures. *Appl. Spectrosc.* **1997**, *57*, 1311-1315.
- (15) Wu, C. Y. R.; Yang, B. W.; Chen, F. Z.; Judge, D. L.; Caldwell, J.; Trafton, L. M. Measurements of high-, room-, and low-temperature photoabsorption cross sections of SO₂ in the 2080- to 2950-Å region, with application to Io. *Icarus* **2000**, *145*, 289-296, doi:10.1006/icar.1999.6322.

I2. SO₃ (sulfur trioxide)

[Back to Index](#)



(Recommendation: 15-10, Note: 15-10, Evaluated: 10-6)

Absorption Cross Sections: The VUV/UV absorption spectrum of sulfur trioxide, SO₃, is continuous between 140 and 330 nm with weak vibrational band structure superimposed between 222 and 285 nm. Absorption cross sections have been reported by Leroy et al.³ (240–264 nm), Burkholder and McKeen¹ (196–330 nm), and Hintze et al.² (140–194 nm). The cross section values are in good agreement in the regions of overlap and the recommended cross sections between 180 and 330 nm in Table 4I-1 are taken from Burkholder et al.¹ and Hintze et al.²

Photolysis Quantum Yield and Product Studies: No recommendation.

Table 4I-1. Recommended Absorption Cross Sections of SO₃ at 298 K

λ (nm)	10 ²⁰ σ (cm ²)	λ (nm)	10 ²⁰ σ (cm ²)	λ (nm)	10 ²⁰ σ (cm ²)	λ (nm)	10 ²⁰ σ (cm ²)
180	114	220	19.1	256	1.16	296	0.0574
182	108	218	23.3	258	1	298	0.0496
184	102	220	19.1	260	0.867	300	0.0424
186	97.3	222	15.6	262	0.75	302	0.0361
188	91.4	224	12.8	264	0.648	304	0.0308
190	87.8	226	10.6	266	0.559	306	0.0263
192	85 *	228	8.88	268	0.482	308	0.0224
194	82 *	230	7.49	270	0.416	310	0.0192
196	79.4	232	6.51	272	0.358	312	0.0163
198	76.8	234	5.62	274	0.308	314	0.014
200	73.2	236	4.87	276	0.265	316	0.0119
202	69.1	238	4.24	278	0.228	318	0.00976
204	64.5	240	3.69	280	0.195	320	0.00809
206	58.8	242	3.21	282	0.167	322	0.00693
208	52.6	244	2.79	284	0.143	324	0.0059
210	46.4	246	2.41	286	0.123	326	0.00502
212	40	248	2.09	288	0.106	328	0.00427
214	33.9	250	1.8	290	0.0907	330	0.00363
216	28.3	252	1.56	292	0.0774		
218	23.3	254	1.34	294	0.0664		

Note:

140–190 nm: Hintze et al.²

* 192–194 nm: Values adjusted for smooth interpolation.

196–330 nm: Burkholder et al.¹

- (1) Burkholder, J. B.; McKeen, S. A. UV absorption cross sections for SO₃. *Geophys. Res. Lett.* **1997**, *24*, 3201-3204.
- (2) Hintze, P. E.; Kjaergaard, H. G.; Vaida, V.; Burkholder, J. B. Vibrational and electronic spectroscopy of sulfuric acid vapor. *J. Phys. Chem. A* **2003**, *107*, 1112-1118, doi:10.1021/jp0263626.
- (3) Leroy, B.; Le Bras, G.; Rigaud, P. Ultraviolet-absorption spectra of sulfured compounds of aeronomic interest (COS, CS₂, SO₃). *Ann. Geophys.* **1981**, *37*, 297-302.

I3. H₂S (hydrogen sulfide)[Back to Index](#)

(Recommendation: 02-25, Note: 10-6, Evaluated: 10-6)

Absorption Cross Sections: The UV absorption spectrum of hydrogen sulfide, H₂S, is weak at wavelengths >250 nm. H₂S has a strong absorption band with diffuse structure centered near 200 nm and a broad VUV spectrum. The H₂S absorption cross section at 184.9 nm has been measured by Wine et al.³ to be 3.82 × 10⁻¹⁸ cm² molecule⁻¹ and at 121.6 nm by Watanabe and Jursa² and Vatsa and Volpp¹ to be 2.65 × 10⁻¹⁷ cm² molecule⁻¹ (average value). The recommended absorption cross sections in Table 4I-2 are taken from Wu and Chen.⁴ Note that the values given here do not reproduce the full detail of the diffuse band structure.

Photolysis Quantum Yield and Product Studies: Photolysis is a minor atmospheric loss process for H₂S throughout the troposphere and stratosphere.

Table 4I-2. Recommended Absorption Cross Sections of H₂S at 298 K

λ (nm)	10 ²⁰ σ (cm ²)	λ (nm)	10 ²⁰ σ (cm ²)
180	189	216	187
182	242	218	155
184	302	220	129
186	382	222	106
188	452	224	86.4
190	534	226	69.6
192	616	228	55.3
194	636	230	43.2
196	724	232	33.3
198	667	234	25.5
200	670	236	19.3
202	623	238	14.3
204	512	240	10.4
206	423	242	7.55
208	359	244	5.38
210	307	246	3.75
212	260	248	2.55
214	223	250	1.69

Note:
Wu and Chen⁴

- (1) Vatsa, R. K.; Volpp, H.-R. Absorption cross-sections for some atmospherically important molecules at the H atom Lyman-α wavelength (121.567 nm). *Chem. Phys. Lett.* **2001**, *340*, 289-295.
- (2) Watanabe, K.; Jursa, A. S. Absorption and photoionization cross sections of H₂O and H₂S. *J. Chem. Phys.* **1964**, *41*, 1650-1653.
- (3) Wine, P. H.; Kreutter, N. M.; Gump, C. A.; Ravishankara, A. R. Kinetics of OH reactions with the atmospheric sulfur compounds H₂S, CH₃SH, CH₃SCH₃, and CH₃SSCH₃. *J. Phys. Chem.* **1981**, *85*, 2660-2665, doi:10.1021/j150618a019.
- (4) Wu, C. Y. R.; Chen, F. Z. Temperature-dependent photoabsorption cross sections of H₂S in the 1600-2600 Å region. *J. Quant. Spectrosc. Radiat. Transfer* **1998**, *60*, 17-23.

I4. H₂SO₄ (sulfuric acid)[Back to Index](#)

(Recommendation: 10-6, Note: 10-6, Evaluated: 10-6)

Absorption Cross Sections: The gas-phase absorption spectrum of sulfuric acid, H₂SO₄, was reported by Burkholder et al.¹ (195–330 nm) at 473 K, using diode array spectroscopy, to have cross sections <1 × 10⁻²¹ cm² molecule⁻¹. Hintze et al.² studied the spectrum of H₂SO₄ vapor at 403–423 K and reported an upper limit

of $1 \times 10^{-18} \text{ cm}^2 \text{ molecule}^{-1}$ for the absorption cross sections between 140 and 170 nm and an upper limit of $1 \times 10^{-19} \text{ cm}^2 \text{ molecule}^{-1}$ in the wavelength range 170-195 nm.

Photolysis Quantum Yield and Product Studies: No recommendation.

- (1) Burkholder, J. B.; Mills, M.; McKeen, S. Upper limit for the UV absorption cross sections of H₂SO₄. *Geophys. Res. Lett.* **2000**, *27*, 2493-2496.
- (2) Hintze, P. E.; Kjaergaard, H. G.; Vaida, V.; Burkholder, J. B. Vibrational and electronic spectroscopy of sulfuric acid vapor. *J. Phys. Chem. A* **2003**, *107*, 1112-1118, doi:10.1021/jp0263626.

I5. CS₂ (carbon disulfide)

[Back to Index](#)



(Recommendation: 10-6, Note: 15-10, Evaluated: 10-6)

Absorption Cross Sections: The UV absorption spectrum of carbon disulfide, CS₂, has two distinct highly structured bands with a strong absorption extending from 185 to 230 nm and a weaker band in the 290–380 nm range. The absorption cross sections have been measured in a number of studies (Cook and Ogawa⁴ (60–96.5 nm, 298 K), Carnovale et al.² (31–248 nm, 298 K), Leroy et al.⁸ (314–330 nm, 294 K), Leroy et al.⁹ (314–330 nm, 197–288 K), Wine et al.¹² (280–360 nm, 298 K), Wu and Judge¹³ (319–330 nm, 294 K), Dove et al.⁵ (190–500 nm, 300–4000 K), Hearn and Joens⁷ (296–334 nm, 300 K), Ahmed and Kumar¹ (188–340 nm, 300 K), Xu and Joens¹⁴ (187–220 nm, 300 K), Chen and Wu³ (180–228 nm, 295 K), Grosch et al.⁶ (195–370 nm, 295–773 K), and Sunanda et al.¹¹ (105–226 nm, 298 K)), which are in reasonable agreement. Due to the high degree of structure in the absorption spectrum, absorption cross sections at specific wavelengths should be obtained from the original literature. The absorption cross sections in Table 4I-3 were obtained by averaging the data from Hearn and Joens⁷ over 1 nm intervals.

Photolysis Quantum Yield and Product Studies: The photochemistry of CS₂ has been reviewed by Okabe¹⁰ and discussed by Wine et al.¹² Wine et al. report that electronically excited CS₂ may react with O₂ to yield OCS.

Table 4I-3. Recommended Absorption Cross Sections of CS₂ at 298 K

λ (nm)	$10^{20} \sigma$ (cm ²)	λ (nm)	$10^{20} \sigma$ (cm ²)	λ (nm)	$10^{20} \sigma$ (cm ²)	λ (nm)	$10^{20} \sigma$ (cm ²)
275	0.017	299	2.017	323	5.180	347	0.328
276	0.020	300	1.879	324	3.517	348	0.109
277	0.027	301	3.269	325	8.628	349	0.368
278	0.043	302	3.166	326	5.023	350	0.239
279	0.050	303	3.131	327	3.481	351	0.127
280	0.053	304	4.438	328	2.849	352	0.255
281	0.062	305	4.461	329	2.848	353	0.066
282	0.080	306	3.658	330	3.802	354	0.172
283	0.103	307	5.122	331	1.301	355	0.247
284	0.122	308	7.101	332	3.057	356	0.052
285	0.158	309	4.930	333	1.552	357	0.133
286	0.209	310	8.838	334	1.506	358	0.055
287	0.254	311	5.611	335	1.375	359	0.059
288	0.309	312	6.692	336	0.861	360	0.119
289	0.445	313	8.148	337	1.377	361	0.042
290	0.438	314	7.842	338	0.591	362	0.048
291	0.635	315	9.440	339	1.121	363	0.021
292	0.640	316	7.039	340	0.489	364	0.037
293	0.878	317	9.462	341	0.386	365	0.012
294	0.801	318	7.159	342	0.573	366	0.036
295	1.137	319	9.803	343	0.387	367	0.023
296	1.134	320	4.518	344	0.556	368	0.020
297	1.861	321	6.122	345	0.353	369	0.011
298	2.287	322	4.221	346	0.350	370	0.018

Note: Hearn and Joens⁷ average values

- (1) Ahmed, S. M.; Kumar, V. Measurement of photoabsorption and fluorescence cross sections for carbon disulfide at 188-213 and 287.5-339.5 nm. *Pramana - J. Phys.* **1992**, *39*, 367-380.
- (2) Carnovale, F.; White, M. G.; Brion, C. E. Absolute dipole oscillator strengths for photoabsorption and photoionization of carbon disulfide. *J. Electron Spectrosc. Relat. Phenom.* **1981**, *24*, 63-76.
- (3) Chen, F. Z.; Wu, C. Y. R. High, room and low temperature photoabsorption cross sections of CS₂ in the 1800 - 2300 Å region. *Geophys. Res. Lett.* **1995**, *22*, 2131-2134, doi:10.1029/95GL01898.
- (4) Cook, G. R.; Ogawa, M. Photoionization, absorption, and fluorescence of CS₂. *J. Chem. Phys.* **1969**, *51*, 2419-2424, doi:10.1063/1.1672361.
- (5) Dove, J. E.; Hippler, H.; Plach, J.; Troe, J. Ultraviolet spectra of vibrationally highly excited CS₂ molecules. *J. Chem. Phys.* **1984**, *81*, 1209-1214, doi:10.1063/1.447797.
- (6) Grosch, H.; Fateev, A.; Clausen, S. UV absorption cross-sections of selected sulfur-containing compounds at temperatures up to 500 °C. *J. Quant. Spec. Rad. Transfer* **2015**, *154*, 28-34, doi:10.1016/j.jqsrt.2014.11.020.
- (7) Hearn, C. H.; Joens, J. A. The near U.V. absorption spectrum of CS₂ and SO₂ at 300 K. *J. Quant. Spectrosc. Radiat. Transfer* **1991**, *45*, 69-75.
- (8) Leroy, B.; Le Bras, G.; Rigaud, P. Ultraviolet-absorption spectra of sulfured compounds of aeronomic interest (COS, CS₂, SO₃). *Ann. Geophys.* **1981**, *37*, 297-302.
- (9) Leroy, B.; Rigaud, P.; Jourdain, J. L.; Le Bras, G. Spectres d'absorption dans le proche ultraviolet de CS₂ et SO₂ entre 200 et 300 K. *Moon Planets* **1983**, *29*, 177-183.
- (10) Okabe, H. *Photochemistry of Small Molecules*; John Wiley and Sons Inc.: New York, 1978.
- (11) Sunanda, K.; Shastri, A.; Das, A. K.; Sekhar, B. N. R. Electronic states of carbon disulphide in the 5.5–11.8 eV region by VUV photo absorption spectroscopy. *J. Quant. Spec. Rad. Transfer* **2015**, *151*, 76-87, doi:10.1016/j.jqsrt.2014.08.020.
- (12) Wine, P. H.; Chameides, W. L.; Ravishankara, A. R. Potential role of CS₂ photooxidation in tropospheric sulfur chemistry. *Geophys. Res. Lett.* **1981**, *8*, 543-546.
- (13) Wu, C. Y. R.; Judge, D. L. SO₂ and CS₂ cross section data in the ultraviolet region. *Geophys. Res. Lett.* **1981**, *8*, 769-771, doi:10.1029/GL008i007p00769.
- (14) Xu, H.; Joens, J. A. CS₂ absorption cross-section measurements from 187 nm to 230 nm. *Geophys. Res. Lett.* **1993**, *20*, 1035-1037.

I6. OCS (carbonyl sulfide)

[Back to Index](#)

OCS + hv → CO + S(³ P)	308.4 kJ mol ⁻¹	388 nm	(1)
→ CO + S(¹ D)	418.4 kJ mol ⁻¹	285 nm	(2)
→ CO + S(¹ S)	573.2 kJ mol ⁻¹	209 nm	(3)

(Recommendation: 82-57, Note: 10-6, Evaluated: 10-6)

Absorption Cross Sections: The UV absorption spectrum of carbonyl sulfide, OCS, peaks near 222 nm with weak diffuse structure near the peak and in the long wavelength tail that is superimposed on a stronger continuum. The absorption cross sections of OCS have been measured at room temperature by Breckenridge and Taube¹ (200–260 nm), Rudolph and Inn⁵ (200–270 nm), Leroy et al.³ (210–260 nm), Ferro and Ruben² (210–250 nm), Wu⁶ (200–252 nm), and Molina et al.⁴ (185–300 nm). The reported peak absorption cross sections agree to within 15%. The absorption spectrum temperature dependence has been measured by Wu⁶ (170–370 K), Rudolph and Inn⁵ (195 K), and Molina et al.⁴ (225 K). The OCS spectrum shows a decrease in absolute cross section with decreasing temperature at all wavelengths between 210–300 nm. The recommended cross sections in Table 4I-4 are the values averaged over the wavelength intervals used in solar photolysis calculations taken from Molina et al.⁴

Photolysis Quantum Yield and Product Studies: Rudolph and Inn⁵ measured the CO quantum yield following the photolysis of OCS at 220, 225.8, 230, 253.7 nm (Hg lines) and 214 nm (Zn line). The CO quantum yield was found to be independent of the photolysis wavelength, within the precision of the measurement, with an average value of 0.72 ± 0.08. In a more direct CO quantum yield study, Zhao et al.⁷ reported a CO quantum yield of >0.95 at 248 nm. A unity CO quantum yield is recommended over the wavelength range 220–254 nm.

Table 4I-4. Recommended Absorption Cross Sections of OCS at 225 and 295 K

λ (nm)	$10^{20} \sigma$ (cm ²)		λ (nm)	$10^{20} \sigma$ (cm ²)	
	295 K	225 K		295 K	225 K
186.1	18.9	13.0	231.2	22.1	18.8
187.8	8.33	5.63	233.9	17.1	14.0
189.6	3.75	2.50	236.7	12.5	9.72
191.4	2.21	1.61	239.5	8.54	6.24
193.2	1.79	1.53	242.5	5.61	3.89
195.1	1.94	1.84	245.4	3.51	2.29
197.0	2.48	2.44	248.5	2.11	1.29
199.0	3.30	3.30	251.6	1.21	0.679
201.0	4.48	4.50	254.6	0.674	0.353
203.1	6.12	6.17	258.1	0.361	0.178
205.1	8.19	8.27	261.4	0.193	0.0900
207.3	10.8	10.9	264.9	0.0941	0.0419
209.4	14.1	14.2	268.5	0.0486	0.0199
211.6	17.6	17.6	272.1	0.0248	0.0101
213.9	21.8	21.8	275.9	0.0119	0.0048
216.2	25.5	25.3	279.7	0.0584	0.0021
218.6	28.2	27.7	283.7	0.0264	0.0009
221.5	30.5	29.4	287.8	0.0012	0.0005
223.5	31.9	29.5	292.0	0.0005	0.0002
226.0	30.2	27.4	296.3	0.0002	—
228.6	26.8	23.7			

Note:

Molina et al.⁴

- (1) Breckenridge, W. H.; Taube, H. Ultraviolet absorption spectrum of carbonyl sulfide. *J. Chem. Phys.* **1970**, *52*, 1713-1715.
- (2) Ferro, B. M.; Reuben, B. G. Temperature dependence of the absorption spectrum of carbonyl sulfide in quartz ultra-violet. *Trans. Faraday Soc.* **1971**, *67*, 2847-2851.
- (3) Leroy, B.; Le Bras, G.; Rigaud, P. Ultraviolet-absorption spectra of sulfured compounds of aeronomic interest (COS, CS₂, SO₃). *Ann. Geophys.* **1981**, *37*, 297-302.
- (4) Molina, L. T.; Lamb, J. J.; Molina, M. J. Temperature dependent UV absorption cross sections for carbonyl sulfide. *Geophys. Res. Lett.* **1981**, *8*, 1008-1011.
- (5) Rudolph, R. N.; Inn, E. C. Y. OCS photolysis and absorption in the 200- to 300-nm region. *J. Geophys. Res.* **1981**, *86*, 9891-9894.
- (6) Wu, C. Y. R.; Chen, F. Z.; Judge, D. L. Temperature-dependent photoabsorption cross sections of OCS in the 2000-2600 Å region. *J. Quant. Spectrosc. Radiat. Transfer* **1999**, *61*, 265-271.
- (7) Zhao, Z.; Stickel, R. E.; Wine, P. H. Quantum yield for carbon monoxide production in the 248 nm photodissociation of carbonyl sulfide (OCS). *Geophys. Res. Lett.* **1995**, *22*, 615-618.

17. SF₆ (sulfur hexafluoride)[Back to Index](#)

(Recommendation: 90-1, Note: 10-6, Evaluated: 10-6)

Absorption Cross Sections: Sulfur hexafluoride, SF₆, has weak absorption at wavelengths >130 nm and its atmospheric photolysis occurs primarily at Lyman- α (121.567 nm). The absorption cross section at Lyman- α has been reported by Ravishankara et al.³ Bertrand et al.,¹ Hitchcock and Van der Weil² and Zetzsch⁴ have reported cross sections near Lyman- α that are within a factor of two of the Ravishankara et al. value. The recommended Lyman- α cross section of $1.76 \times 10^{-18} \text{ cm}^2 \text{ molecule}^{-1}$ is taken from Ravishankara et al.³

Photolysis Quantum Yield and Product Studies: No recommendation.

- (1) Bertrand, C.; Collin, G. J.; Gagnon, H. Coefficients d'absorption et rendements quantiques ioniques de composés inorganiques et d'hydrocarbures insaturés. *J. Chim. Phys.* **1975**, *72*, 719-723.

- (2) Hitchcock, A. P.; Van der Wiel, M. J. Absolute oscillator strengths (5-63 eV) for photoabsorption and ionic fragmentation of SF₆. *J. Phys. B: At. Mol. Phys.* **1979**, *12*, 2153-2169.
- (3) Ravishankara, A. R.; Solomon, S.; Turnipseed, A. A.; Warren, R. F. Atmospheric lifetimes of long-lived halogenated species. *Science* **1993**, *259*, 194-199.
- (4) Zetzsch, C. UV absorption cross sections of sulfur hexafluoride and acetonitrile. In *Ozone in the Atmosphere*; Boikov, R. D., Fabian, P., Eds.; DEEPAK, 1989; pp 685-689.

18. SF₅CF₃ (trifluoromethyl sulfur pentafluoride)

[Back to Index](#)



(Recommendation: 10-6, Note: 10-6, Evaluated: 10-6)

Absorption Cross Sections: Trifluoromethyl sulfur pentafluoride, SF₅CF₃, does not absorb significantly at wavelengths >160 nm. The VUV absorption cross sections have been measured in several studies,¹⁻⁵ and photodissociation at Lyman-α (121.6 nm) accounts for the majority of the SF₅CF₃ atmospheric photolysis rate. Chim et al.¹ reported $\sigma(121.6 \text{ nm}) = 1.3 \times 10^{-17} \text{ cm}^2 \text{ molecule}^{-1}$. The absorption cross sections reported by Takahashi et al.⁵ and Limão-Vieira et al.^{3,4} are significantly smaller, but agree to within 20% with each other. An average of the Takahashi et al. and Limão-Vieira et al. cross section values, $7.1 \times 10^{-18} \text{ cm}^2 \text{ molecule}^{-1}$, is recommended.

Photolysis Quantum Yield and Product Studies: No recommendation.

- (1) Chim, R. Y. L.; Kennedy, R. A.; Tuckett, R. P. The vacuum-UV absorption spectrum of SF₅CF₃; implications for its lifetime in the earth's atmosphere. *Chem. Phys. Lett.* **2003**, *367*, 697-703.
- (2) Hatherly, P. A.; Flaxman, A. J. On the absolute absorption cross-section of SF₅CF₃. *Chem. Phys. Lett.* **2003**, *380*, 512-515, doi:10.1016/j.cplett.2003.09.061.
- (3) Limão-Vieira, P.; Eden, S.; Kendall, P. A.; Mason, N. J.; Giuliani, A.; Heinesch, J.; Hubin-Franskin, M.-J.; Delwiche, J.; Hoffmann, S. V. An experimental study of SF₅CF₃ by electron energy loss spectroscopy, VUV photo-absorption and photoelectron spectroscopy. *Int. J. Mass Spectrom.* **2004**, *233*, 335-341, doi:10.1016/j.ijms.2004.01.008.
- (4) Limão-Vieira, P.; Kendall, P. A.; Eden, S.; Mason, N. J.; Heinesch, J.; Hubin-Franskin, M. J.; Delwiche, J.; Giuliani, A. Electron and photon induced processes in SF₅CF₃. *Radiation Phys. Chem.* **2003**, *68*, 193-197, doi:10.1016/S0969-806X(03)00279-2.
- (5) Takahashi, K.; Nakayama, T.; Matsumi, Y.; Solomon, S.; Gejo, T.; Shigemasa, E.; Wallington, T. J. Atmospheric lifetime of SF₅CF₃. *Geophys. Res. Lett.* **2002**, *29*, doi:10.1029/2002GL015356.

19. SO₂F₂ (sulfuryl fluoride)

[Back to Index](#)



(Recommendation: 10-6, Note: 10-6, Evaluated: 10-6)

Absorption Cross Sections: The UV and VUV absorption spectrum of sulfuryl fluoride, SO₂F₂, has been measured at room temperature by Pradayrol et al.² over the wavelength range 120–210 nm and by Papadimitriou et al.¹ at 184.9, 193, and 213.9 nm, Table 4I-5. The agreement between these two studies is ~10% at 184.9 nm, but large deviations exist at longer wavelengths. Due to the large discrepancy between these studies at wavelengths >185 nm no cross section recommendation is given.

Photolysis Quantum Yield and Product Studies: Papadimitriou et al.¹ reported the photodissociation quantum yield of SO₂F₂ at 193 nm to be <0.02. This upper limit is recommended for wavelengths >193 nm. No photolysis product studies are currently available.

Table 4I-5. Absorption Cross Sections of SO₂F₂ at 298 K

λ (nm)	$10^{20} \sigma$ (cm ²)
184.9	0.717
193	0.40
213.9	0.0208

Note: Papadimitriou et al.¹

- (1) Papadimitriou, V. C.; Portmann, R. W.; Fahey, D. W.; Muhle, J.; Weiss, R. F.; Burkholder, J. B. Experimental and theoretical study of the atmospheric chemistry and global warming potential of SO_2F_2 . *J. Phys. Chem. A* **2008**, *112*, 12657-12666, doi:10.1021/jp806368u.
- (2) Pradayrol, C.; Casanovas, A. M.; Deharo, I.; Geulfucci, J. P.; Casanovas, J. Absorption coefficients of SF_6 , SF_4 , SOF_2 and SO_2F_2 in the vacuum ultraviolet. *J. Phys. III France* **1996**, *6*, 603-612.

4.12 Bibliography – SO_x Photochemistry

- Ahmed, S. M.; Kumar, V. Measurement of photoabsorption and fluorescence cross sections for carbon disulfide at 188-213 and 287.5-339.5 nm. *Pramana - J. Phys.* **1992**, *39*, 367-380.
- Bertrand, C.; Collin, G. J.; Gagnon, H. Coefficients d'absorption et rendements quantiques ioniques de composés inorganiques et d'hydrocarbures insaturés. *J. Chim. Phys.* **1975**, *72*, 719-723.
- Bogumil, K.; Orphal, J.; Homann, T.; Voigt, S.; Spietz, P.; Fleischmann, O. C.; Vogel, A.; Hartmann, M.; Kromminga, H.; Bovensmann, H.; Frerick, J.; Burrows, J. P. Measurements of molecular absorption spectra with the SCIAMACHY pre-flight model: instrument characterization and reference data for atmospheric remote sensing in the 230-2380 nm region. *J. Photochem. Photobiol. A: Chem.* **2003**, *157*, 167-184, doi:10.1016/S1010-6030(03)00062-5.
- Breckenridge, W. H.; Taube, H. Ultraviolet absorption spectrum of carbonyl sulfide. *J. Chem. Phys.* **1970**, *52*, 1713-1715.
- Burkholder, J. B.; McKeen, S. A. UV absorption cross sections for SO₃. *Geophys. Res. Lett.* **1997**, *24*, 3201-3204.
- Burkholder, J. B.; Mills, M.; McKeen, S. Upper limit for the UV absorption cross sections of H₂SO₄. *Geophys. Res. Lett.* **2000**, *27*, 2493-2496.
- Calvert, J. G.; Stockwell, W. R. In *Acid Precipitation: SO₂, NO, NO₂ Oxidation Mechanisms: Atmospheric Considerations*; Ann Arbor Sci. Publishers: Ann Arbor, Michigan, 1983.
- Carnovale, F.; White, M. G.; Brion, C. E. Absolute dipole oscillator strengths for photoabsorption and photoionization of carbon disulfide. *J. Electron Spectrosc. Relat. Phenom.* **1981**, *24*, 63-76.
- Chen, F. Z.; Wu, C. Y. R. High, room and low temperature photoabsorption cross sections of CS₂ in the 1800 - 2300 Å region. *Geophys. Res. Lett.* **1995**, *22*, 2131-2134, doi:10.1029/95GL01898.
- Chim, R. Y. L.; Kennedy, R. A.; Tuckett, R. P. The vacuum-UV absorption spectrum of SF₅CF₃; implications for its lifetime in the earth's atmosphere. *Chem. Phys. Lett.* **2003**, *367*, 697-703.
- Cook, G. R.; Ogawa, M. Photoionization, absorption, and fluorescence of CS₂. *J. Chem. Phys.* **1969**, *51*, 2419-2424, doi:10.1063/1.1672361.
- Dove, J. E.; Hippler, H.; Plach, J.; Troe, J. Ultraviolet spectra of vibrationally highly excited CS₂ molecules. *J. Chem. Phys.* **1984**, *81*, 1209-1214, doi:10.1063/1.447797.
- Feng, R.; Cooper, G.; Burton, G. R.; Brion, C. E.; Avaldi, L. Absolute photoabsorption oscillator strengths by electron energy loss methods: the valence and S 2p and 2s inner shells of sulphur dioxide in the discrete and continuum regions (3.5–260 eV). *Chem. Phys.* **1999**, *240*, 371-386.
- Ferro, B. M.; Reuben, B. G. Temperature dependence of the absorption spectrum of carbonyl sulfide in quartz ultraviolet. *Trans. Faraday Soc.* **1971**, *67*, 2847-2851.
- Grosch, H.; Fateev, A.; Clausen, S. UV absorption cross-sections of selected sulfur-containing compounds at temperatures up to 500 °C. *J. Quant. Spec. Rad. Transfer* **2015**, *154*, 28-34, doi:10.1016/j.jqsrt.2014.11.020.
- Hatherly, P. A.; Flaxman, A. J. On the absolute absorption cross-section of SF₅CF₃. *Chem. Phys. Lett.* **2003**, *380*, 512-515, doi:10.1016/j.cplett.2003.09.061.
- Hearn, C. H.; Joens, J. A. The near U.V. absorption spectrum of CS₂ and SO₂ at 300 K. *J. Quant. Spectrosc. Radiat. Transfer* **1991**, *45*, 69-75.
- Heicklen, J.; Kelly, N.; Partymiller, K. The photophysics and photochemistry of SO₂. *Rev. Chem. Intermediates* **1980**, *3*, 315-404.
- Hermans, C.; Vandaele, A. C.; Fally, S. Fourier transform measurements of SO₂ absorption cross sections: I. Temperature dependence in the 24000-29000 cm⁻¹ (345-420 nm) region. *J. Quant. Spectrosc. Radiat. Transfer* **2009**, *110*, 756-765, doi:10.1016/j.jqsrt.2009.01.031.
- Hicks, E.; Leroy, B.; Rigaud, P.; Joudain, J.-L.; Le Bras, G. Near ultraviolet and visible absorption-spectra of minor atmospheric components NO₂ and SO₂ between 200 and 300 K. *J. Chim. Phys.* **1979**, *76*, 693-698.
- Hintze, P. E.; Kjaergaard, H. G.; Vaida, V.; Burkholder, J. B. Vibrational and electronic spectroscopy of sulfuric acid vapor. *J. Phys. Chem. A* **2003**, *107*, 1112-1118, doi:10.1021/jp0263626.
- Hitchcock, A. P.; Van der Wiel, M. J. Absolute oscillator strengths (5-63 eV) for photoabsorption and ionic fragmentation of SF₆. *J. Phys. B: At. Mol. Phys.* **1979**, *12*, 2153-2169.
- Leroy, B.; Le Bras, G.; Rigaud, P. Ultraviolet-absorption spectra of sulfured compounds of aeronomic interest (COS, CS₂, SO₃). *Ann. Geophys.* **1981**, *37*, 297-302.
- Leroy, B.; Rigaud, P.; Jourdain, J. L.; Le Bras, G. Spectres d'absorption dans le proche ultraviolet de CS₂ et SO₂ entre 200 et 300 K. *Moon Planets* **1983**, *29*, 177-183.
- Limão-Vieira, P.; Eden, S.; Kendall, P. A.; Mason, N. J.; Giuliani, A.; Heinesch, J.; Hubin-Franskin, M.-J.; Delwiche, J.; Hoffmann, S. V. An experimental study of SF₅CF₃ by electron energy loss spectroscopy, VUV photo-absorption and photoelectron spectroscopy. *Int. J. Mass Spectrom.* **2004**, *233*, 335-341, doi:10.1016/j.ijms.2004.01.008.

- Limão-Vieira, P.; Kendall, P. A.; Eden, S.; Mason, N. J.; Heinesch, J.; Hubin-Franskin, M. J.; Delwiche, J.; Giuliani, A. Electron and photon induced processes in SF₅CF₃. *Radiation Phys. Chem.* **2003**, *68*, 193-197, doi:10.1016/S0969-806X(03)00279-2.
- Manatt, S. L.; Lane, A. L. A compilation of the absorption cross-sections of SO₂ from 106 to 403 nm. *J. Quant. Spectrosc. Radiat. Transfer* **1993**, *50*, 267-276.
- McGee, T. J.; Burris, J. SO₂ absorption cross sections in the near U.V. *J. Quant. Spectrosc. Radiat. Transfer* **1987**, *37*, 165-182.
- Molina, L. T.; Lamb, J. J.; Molina, M. J. Temperature dependent UV absorption cross sections for carbonyl sulfide. *Geophys. Res. Lett.* **1981**, *8*, 1008-1011.
- Okabe, H. *Photochemistry of Small Molecules*; John Wiley and Sons Inc.: New York, 1978.
- Papadimitriou, V. C.; Portmann, R. W.; Fahey, D. W.; Muhle, J.; Weiss, R. F.; Burkholder, J. B. Experimental and theoretical study of the atmospheric chemistry and global warming potential of SO₂F₂. *J. Phys. Chem. A* **2008**, *112*, 12657-12666, doi:10.1021/jp806368u.
- Pradayrol, C.; Casanovas, A. M.; Deharo, I.; Geuelfucci, J. P.; Casanovas, J. Absorption coefficients of SF₆, SF₄, SOF₂ and SO₂F₂ in the vacuum ultraviolet. *J. Phys. III France* **1996**, *6*, 603-612.
- Prahlad, V.; Kumar, V. Temperature dependence of photoabsorption cross-sections of sulfur dioxide at 188-220 nm. *J. Quant. Spectrosc. Radiat. Transfer* **1997**, *57*, 719-723.
- Ravishankara, A. R.; Solomon, S.; Turnipseed, A. A.; Warren, R. F. Atmospheric lifetimes of long-lived halogenated species. *Science* **1993**, *259*, 194-199.
- Rudolph, R. N.; Inn, E. C. Y. OCS photolysis and absorption in the 200- to 300-nm region. *J. Geophys. Res.* **1981**, *86*, 9891-9894.
- Rufus, J.; Stark, G.; Smith, P. L.; Pickering, J. C.; Thorne, A. P. High-resolution photoabsorption cross section measurements of SO₂, 2: 220 to 325 nm at 295 K. *J. Geophys. Res. Planets* **2003**, *108*, 5011, doi:10.1029/2002JE001931.
- Sprague, K. E.; Joens, J. A. SO₂ absorption cross-section measurements from 320 to 305 nm. *J. Quant. Spectrosc. Radiat. Transfer* **1995**, *53*, 349-352.
- Sunanda, K.; Shastri, A.; Das, A. K.; Sekhar, B. N. R. Electronic states of carbon disulphide in the 5.5–11.8 eV region by VUV photo absorption spectroscopy. *J. Quant. Spec. Rad. Transfer* **2015**, *151*, 76-87, doi:10.1016/j.jqsrt.2014.08.020.
- Takahashi, K.; Nakayama, T.; Matsumi, Y.; Solomon, S.; Gejo, T.; Shigemasa, E.; Wallington, T. J. Atmospheric lifetime of SF₅CF₃. *Geophys. Res. Lett.* **2002**, *29*, doi:10.1029/2002GL015356.
- Vandaele, A. C.; Simon, P. C.; Guilmot, J. M.; Carleer, M.; Colin, R. SO₂ absorption cross section measurement in the UV using a Fourier transform spectrometer. *J. Geophys. Res.* **1994**, *99*, 25599-25605.
- Vatsa, R. K.; Volpp, H.-R. Absorption cross-sections for some atmospherically important molecules at the H atom Lyman- α wavelength (121.567 nm). *Chem. Phys. Lett.* **2001**, *340*, 289-295.
- Vattulainen, J.; Wallenius, L.; Stenberg, J.; Hernberg, R.; Linna, V. Experimental determination of SO₂, C₂H₂, and O₂ UV absorption cross sections at elevated temperatures and pressures. *Appl. Spectrosc.* **1997**, *57*, 1311-1315.
- Watanabe, K.; Jursa, A. S. Absorption and photoionization cross sections of H₂O and H₂S. *J. Chem. Phys.* **1964**, *41*, 1650-1653.
- Wine, P. H.; Chameides, W. L.; Ravishankara, A. R. Potential role of CS₂ photooxidation in tropospheric sulfur chemistry. *Geophys. Res. Lett.* **1981**, *8*, 543-546.
- Wine, P. H.; Kreutter, N. M.; Gump, C. A.; Ravishankara, A. R. Kinetics of OH reactions with the atmospheric sulfur compounds H₂S, CH₃SH, CH₃SCH₃, and CH₃SSCH₃. *J. Phys. Chem.* **1981**, *85*, 2660-2665, doi:10.1021/j150618a019.
- Wu, C. Y. R.; Chen, F. Z. Temperature-dependent photoabsorption cross sections of H₂S in the 1600-2600 Å region. *J. Quant. Spectrosc. Radiat. Transfer* **1998**, *60*, 17-23.
- Wu, C. Y. R.; Chen, F. Z.; Judge, D. L. Temperature-dependent photoabsorption cross sections of OCS in the 2000-2600 Å region. *J. Quant. Spectrosc. Radiat. Transfer* **1999**, *61*, 265-271.
- Wu, C. Y. R.; Judge, D. L. SO₂ and CS₂ cross section data in the ultraviolet region. *Geophys. Res. Lett.* **1981**, *8*, 769-771, doi:10.1029/GL008i007p00769.
- Wu, C. Y. R.; Yang, B. W.; Chen, F. Z.; Judge, D. L.; Caldwell, J.; Traflet, L. M. Measurements of high-, room-, and low-temperature photoabsorption cross sections of SO₂ in the 2080- to 2950-Å region, with application to Io. *Icarus* **2000**, *145*, 289-296, doi:10.1006/icar.1999.6322.
- Xu, H.; Joens, J. A. CS₂ absorption cross-section measurements from 187 nm to 230 nm. *Geophys. Res. Lett.* **1993**, *20*, 1035-1037.
- Zetzsch, C. UV absorption cross sections of sulfur hexafluoride and acetonitrile. In *Ozone in the Atmosphere*; Boikov, R. D., Fabian, P., Eds.; DEEPAK, 1989; pp 685-689.
- Zhao, Z.; Stickel, R. E.; Wine, P. H. Quantum yield for carbon monoxide production in the 248 nm photodissociation of carbonyl sulfide (OCS). *Geophys. Res. Lett.* **1995**, *22*, 615-618.

SECTION 4J. METAL PHOTOCHEMISTRY

J1. NaOH (sodium hydroxide)

[Back to Index](#)



(Recommendation: 10-6, Note: 10-6, Evaluated: 10-6)

Absorption Cross Sections: The spectrum of NaOH, sodium hydroxide, has been reported by Rowland and Makide² (200–400 nm) and Self and Plane³ (193–395 nm). Rowland and Makide inferred absorption cross section values and the average solar photodissociation rate from the flame measurements of Daidoji.¹ Self and Plane³ used laser photofragment spectroscopy to measure absorption cross sections at 200 and 300 K from the production of Na atoms. The reported cross sections at the lower temperature are systematically smaller at all wavelengths, but fall within the limits of the measurement precision for the room temperature values. The results from the Rowland and Makide² and Self and Plane³ studies are in reasonable agreement. The recommended cross sections in Table 4J-1 are taken from Self and Plane.³

Photolysis Quantum Yield and Product Studies: The quantum yield for photodissociation at wavelengths <346 nm is expected to be unity.

Table 4J-1. Recommended Absorption Cross Sections of NaOH at 298 K

λ (nm)	$10^{20} \sigma$ (cm ²)
193.4	551
205.7	867
205.9	563
210.3	185
216.3	489
218.7	696
225.2	1430
230.6	1820
234.0	1680
248.4	173
254.8	115
265.9	48
268.3	41.8
277.0	19.1
285.0	7.1
291.8	43.8
313.0	585
319.6	510
353.4	53.9
354.6	57
359.8	41.4
395.2	51.2

Note:

Self and Plane,³ reported negative values are not included

- (1) Daidoji, H. Molecular absorption spectra of some sodium salts in flames. Spectral interference in atomic absorption spectrometry. III. *Bunseki Kagaku* **1979**, 28, 77-82.
- (2) Rowland, F. S.; Makide, Y. Upper stratospheric photolysis of NaOH. *Geophys. Res. Lett.* **1982**, 9, 473-475.
- (3) Self, D. E.; Plane, J. M. C. Absolute photolysis cross-sections for NaHCO₃, NaOH, NaO, NaO₂ and NaO₃: implications for sodium chemistry in the upper mesosphere. *Phys. Chem. Chem. Phys.* **2002**, 4, 16-23, doi:10.1039/b107078a.

J2. NaCl (sodium chloride)[Back to Index](#)

(Recommendation: 87-41; Note: 10-6; Evaluated: 10-6)

Absorption Cross Sections: There are several studies of the UV absorption spectra of NaCl, sodium chloride, vapor. For a review of work prior to 1982, which was carried out at high temperatures, see Rowland and Rogers.² The study of Davidovitz and Brodhead¹ is particularly noteworthy. They report a NaCl absorption spectrum over the wavelength range 200–300 nm for temperatures between 1123–1223 K with a cross section of $(3.5 \pm 0.3) \times 10^{-17} \text{ cm}^2 \text{ molecule}^{-1}$ at 238 nm. The recommended cross sections in Table 4J-2 are taken from the work of Silver et al.,³ who measured a spectrum of gas-phase NaCl at room temperature over the wavelength range 189–360 nm by directly monitoring Na atoms produced in the photolysis of NaCl.

Photolysis Quantum Yield and Product Studies: The photolysis quantum yield for NaCl is expected to be unity for absorption above the dissociation threshold.

Table 4J-2. Recommended Absorption Cross Sections of NaCl at 300 K

λ (nm)	$10^{20} \sigma$ (cm^2)
189.7	612
193.4	556
203.1	148
205.3	90.6
205.9	89.6
210.3	73.6
216.3	151
218.7	46.3
225.2	146
230.4	512
231.2	947
234.0	1300
237.6	638
241.4	674
248.4	129
251.6	251
254.8	424
260.2	433
268.3	174
277.0	40
291.8	0.8

Note:

Silver et al.³

- (1) Davidovits, P.; Brodhead, D. C. Ultraviolet absorption cross sections for the alkali halide vapors. *J. Chem. Phys.* **1967**, *46*, 2968-2973.
- (2) Rowland, F. S.; Rogers, P. J. Upper stratospheric photolysis of NaCl and KCl. *Proc. Natl. Acad. Sci. USA* **1982**, *79*, 2737-2739.
- (3) Silver, J. A.; Worsnop, D. R.; Freedman, A.; Kolb, C. E. Absolute photodissociation cross sections of gas phase sodium chloride at room temperature. *J. Chem. Phys.* **1986**, *84*, 4378-4384.

J3. NaO (sodium oxide)[Back to Index](#)

(Recommendation: 10-6, Note: 10-6, Evaluated: 10-6)

Absorption Cross Sections: The UV absorption spectrum of NaO, sodium oxide, has been reported by Self and Plane¹ at 200 and 300 K at wavelengths between 193 and 423 nm. Absorption cross sections were determined using pulsed laser photolysis of NaO combined with detection of Na atoms using laser induced fluorescence. A systematic decrease in absorption cross section at lower temperature was reported for all

wavelengths included in their study. The recommended absorption cross sections in Table 4J-3 are taken from Self and Plane,¹ which is the only study available.

Photolysis Quantum Yield and Product Studies: The photolysis quantum yield for NaO is expected to be unity for absorption above the dissociation threshold.

Table 4J-3. Recommended Absorption Cross Sections of NaO at 200 and 300 K

λ (nm)	$10^{20} \sigma$ (cm ²) 300 K	$10^{20} \sigma$ (cm ²) 200 K
193.4	501	–
216.3	1490	515
225.2	1100	–
231.2	1170	353
248.4	206	93.7
265.9	180	–
268.3	160	24.6
277.0	46.3	–
291.8	102	95.5
313.0	1250	–
319.6	1070	703
353.4	276	119
354.6	280	–
359.8	174	–
395.2	244	155
423.0	52.2	–

Note:

Self and Plane¹

- (1) Self, D. E.; Plane, J. M. C. Absolute photolysis cross-sections for NaHCO₃, NaOH, NaO, NaO₂ and NaO₃: implications for sodium chemistry in the upper mesosphere. *Phys. Chem. Chem. Phys.* **2002**, *4*, 16-23, doi:10.1039/b107078a.

J4. NaO₂ (sodium superoxide)

[Back to Index](#)



(Recommendation: 10-6, Note: 10-6, Evaluated: 10-6)

Absorption Cross Sections: The UV absorption spectrum of NaO₂, sodium superoxide, has been reported by Rajasekhar et al.¹ at 193, 248, and 308 nm (230 K) and Self and Plane² at wavelengths between 193 and 423 nm (200, 230, and 300 K). Absorption cross sections were determined using pulsed laser photolysis of NaO₂ combined with detection of Na atoms using laser induced fluorescence. The results from these studies are in good agreement. At most wavelengths, the temperature dependence of the NaO₂ absorption cross sections falls within the estimated measurement uncertainty. The recommended absorption cross sections in Table 4J-4 are taken from Self and Plane.²

Photolysis Quantum Yield and Product Studies: The photolysis quantum yield for NaO₂ is expected to be unity for absorption above the dissociation threshold.

Table 4J-4. Recommended Absorption Cross Sections of NaO₂ at 300 K

λ (nm)	$10^{20} \sigma$ (cm ²)
193.4	383
205.9	146
210.3	542
216.3	511
225.2	235
230.8	935
248.4	414
254.8	550
268.3	458
277.0	181
285.0	73.4
291.8	168
313.0	127
319.6	12.1
353.4	16.2
354.6	35
359.8	61
395.2	108
423.0	42.8

Note:

Self and Plane²

- (1) Rajasekhar, B.; Plane, J. M. C.; Bartolotti, L. Determination of the absolute photolysis cross section of sodium superoxide at 230 K: Evidence for the formation of sodium tetroxide in the gas phase. *J. Phys. Chem.* **1989**, 93, 7399-7404, doi:10.1021/j100358a030.
- (2) Self, D. E.; Plane, J. M. C. Absolute photolysis cross-sections for NaHCO₃, NaOH, NaO, NaO₂ and NaO₃: implications for sodium chemistry in the upper mesosphere. *Phys. Chem. Chem. Phys.* **2002**, 4, 16-23, doi:10.1039/b107078a.

J5. NaO₃ (sodium trioxide)[Back to Index](#)

(Recommendation: 10-6, Note: 10-6, Evaluated: 10-6)

Absorption Cross Sections: The UV absorption spectrum of NaO₃, sodium trioxide, at 300 K has been reported by Self and Plane¹ for wavelengths between 216 and 396 nm. The recommended absorption cross sections in Table 4J-5 are taken from Self and Plane,¹ which is the only study available.

Photolysis Quantum Yield and Product Studies: The photolysis quantum yield for NaO₃ is expected to be unity for absorption above the dissociation threshold.

Table 4J-5. Recommended Absorption Cross Sections of NaO₃ at 300 K

λ (nm)	$10^{20} \sigma$ (cm ²)
216.3	1310
231.2	228
248.4	119
268.3	94.9
291.8	145
319.6	345
353.4	55.6
395.2	71.7

Note:

Self and Plane¹

- (1) Self, D. E.; Plane, J. M. C. Absolute photolysis cross-sections for NaHCO₃, NaOH, NaO, NaO₂ and NaO₃: implications for sodium chemistry in the upper mesosphere. *Phys. Chem. Chem. Phys.* **2002**, *4*, 16-23, doi:10.1039/b107078a.

J6. NaHCO₃ (sodium bicarbonate)

[Back to Index](#)

NaHCO₃ + hv → Products

(1)

(Recommendation: 10-6, Note: 10-6, Evaluated: 10-6)

Absorption Cross Sections: The UV absorption spectrum of NaHCO₃, sodium bicarbonate, at 200 and 300 K has been reported by Self and Plane¹ for wavelengths between 193 and 277 nm. Absorption cross sections were determined using pulsed laser photolysis of NaHCO₃ combined with detection of Na atoms using laser induced fluorescence. No significant difference in absorption cross section with temperature was reported. The recommended absorption cross sections in Table 4J-6 are taken from Self and Plane,¹ which is the only study available.

Photolysis Quantum Yield and Product Studies: The photolysis quantum yield for NaHCO₃ is expected to be unity for absorption above the dissociation threshold.

Table 4J-6. Recommended Absorption Cross Sections of NaHCO₃ at 200 and 300 K

λ (nm)	$10^{20} \sigma$ (cm ²) 300 K	$10^{20} \sigma$ (cm ²) 200 K
193.4	113	73.5
205.9	48.7	–
210.3	116	94.7
216.3	120	–
225.2	77.3	98.7
230.9	54.7	57.8
248.4	4.01	3.55
268.3	0.95	–
277.0	1.09	5.49

Note:

Self and Plane,¹ reported negative values are not included

- (1) Self, D. E.; Plane, J. M. C. Absolute photolysis cross-sections for NaHCO₃, NaOH, NaO, NaO₂ and NaO₃: implications for sodium chemistry in the upper mesosphere. *Phys. Chem. Chem. Phys.* **2002**, *4*, 16-23, doi:10.1039/b107078a.

4.13 Bibliography – Metal Photochemistry

- Daidoji, H. Molecular absorption spectra of some sodium salts in flames. Spectral interference in atomic absorption spectrometry. III. *Bunseki Kagaku* **1979**, *28*, 77-82.
- Davidovits, P.; Brodhead, D. C. Ultraviolet absorption cross sections for the alkali halide vapors. *J. Chem. Phys.* **1967**, *46*, 2968-2973.
- Rajasekhar, B.; Plane, J. M. C.; Bartolotti, L. Determination of the absolute photolysis cross section of sodium superoxide at 230 K: Evidence for the formation of sodium tetroxide in the gas phase. *J. Phys. Chem.* **1989**, *93*, 7399-7404, doi:10.1021/j100358a030.
- Rowland, F. S.; Makide, Y. Upper stratospheric photolysis of NaOH. *Geophys. Res. Lett.* **1982**, *9*, 473-475.
- Rowland, F. S.; Rogers, P. J. Upper stratospheric photolysis of NaCl and KCl. *Proc. Natl. Acad. Sci. USA* **1982**, *79*, 2737-2739.
- Self, D. E.; Plane, J. M. C. Absolute photolysis cross-sections for NaHCO₃, NaOH, NaO, NaO₂ and NaO₃: implications for sodium chemistry in the upper mesosphere. *Phys. Chem. Chem. Phys.* **2002**, *4*, 16-23, doi:10.1039/b107078a.
- Silver, J. A.; Worsnop, D. R.; Freedman, A.; Kolb, C. E. Absolute photodissociation cross sections of gas phase sodium chloride at room temperature. *J. Chem. Phys.* **1986**, *84*, 4378-4384.

SECTION 5. HETEROGENEOUS CHEMISTRY

Table of Contents

SECTION 5. HETEROGENEOUS CHEMISTRY	5-1
5.1 Introduction.....	5-2
5.2 Surface Types—Acid/Water, Liquids and Solids.....	5-2
5.3 Surface Types—Soot and Alumina	5-3
5.4 Surface Types—Solid Alkali Halide Salts and Aqueous Salt Solutions	5-5
5.5 Surface Composition and Morphology.....	5-6
5.6 Surface Porosity.....	5-6
5.7 Temperature Dependences of Parameters.....	5-7
5.8 Solubility Limitations	5-8
5.9 Data Organization	5-8
5.10 Parameter Definitions	5-8
5.11 Bibliography – Heterogeneous Introduction.....	5-15
5.12 Notes to Table 5-1.....	5-21
5.13 Bibliography – Table 5-1	5-51
5.14 Notes to Table 5-2.....	5-67
5.15 Bibliography – Table 5-2.....	5-129
5.16 Notes to Table 5-3.....	5-144
5.17 Bibliography – Table 5-3.....	5-150
5.18 Notes to Table 5-4.....	5-158
5.19 Bibliography – Table 5-4.....	5-181
5.20 Notes to Table 5-6.....	5-189
5.21 Bibliography – Table 5-6.....	5-197
5.22 Notes to Table 5-7.....	5-201
5.23 Bibliography – Table 5-7	5-206

Figures

Figure 5-1. Recommended reactive uptake coefficients as a function of temperature for key stratospheric heterogeneous processes on sulfuric acid aerosols.	5-13
---	------

Tables

Table 5-1. Mass Accommodation Coefficients (α) and Reversible Uptake Data for Surfaces Other Than Soot	5-18
Table 5-2. Gas/Surface Reaction Probabilities (γ) for Surfaces Other Than Soot.....	5-60
Table 5-3. Soot Surface Uptake Coefficients	5-144
Table 5-4. Henry's Law Constants for Pure Water.....	5-153
Table 5-5. Ion-Specific Schumpe Parameters.....	5-187
Table 5-6. Henry's Law Constants for Acids	5-188
Table 5.7. Henry's Law Values for Gas Solubility into Sea Water.....	5-200

5.1 Introduction

Historically this section has presented evaluated and tabulated published information on stratospheric heterogeneous processes. However, in recent evaluations, its scope has been expanded to include tropospheric processes, initially due to community interest in tropospheric processes that affect the fluxes of reactive species into the stratosphere, as well as heterogeneous contrail and cloud processing of exhaust species from aircraft. In addition, to support NASA's expanded interest in the climate impact of tropospheric heterogeneous processes that influence greenhouse gas concentrations and the formation and chemical evolution of tropospheric fine aerosol particles, we have included kinetic data for selected heterogeneous interactions relevant to modeling cloud droplet and aqueous aerosol chemistry in the free troposphere. For instance, recent evaluations have built on reviews^{1,2} of relevant inorganic and volatile organic species (VOCs) uptake on water ice surfaces relevant to aircraft contrails and cirrus clouds.

It should be noted, however, that both stratospheric and tropospheric heterogeneous chemistry are relatively new and evolving fields, and future results can be expected to change our quantitative and even our qualitative understanding on a regular basis. Their complexity is compounded by the difficulty of characterizing the chemical and physical properties of atmospheric heterogeneous surfaces and then reproducing suitable simulations in the laboratory.^{3,4}

In this evaluation, selected uptake processes occurring on alumina, liquid water, water ice, solid salt, and salt solutions have been added or updated. The compilation of Henry's law parameters for pure water has been extended to include a large number of additional oxygenated organic, halo-organic, organic amine, and organic sulfide compounds. The compilation of Henry's law parameters in sulfuric acid solutions have also been expanded/updated for a few oxygenated organic species. A new compilation of Henry's Law constants for uptake into seawater (or into NaCl solutions at about 35‰ salinity) has been added, with a particular emphasis on halogenated organics.

- (1) Abbatt, J. P. D. Interactions of atmospheric trace gases with ice surfaces: Adsorption and reaction. *Chem. Rev.* **2003**, *103*, 4783-4800, doi:10.1021/cr0206418.
- (2) Huthwelker, T.; Ammann, M.; Peter, T. The uptake of acidic gases on ice. *Chem. Rev.* **2006**, *106*, 1375-1444, doi:10.1021/cr020506v.
- (3) Kolb, C. E.; Cox, R. A.; Abbatt, J. P. D.; Ammann, M.; Davis, E. J.; Donaldson, D. J.; Garrett, B. C.; George, C.; Griffiths, P. T.; Hanson, D. R.; Kulmala, M.; McFiggans, G.; Pöschl, U.; Riipinen, I.; Rossi, M. J.; Rudich, Y.; Wagner, P. E.; Winkler, P. M.; Worsnop, D. R.; O'Dowd, C. D. An overview of current issues in the uptake of atmospheric trace gases by aerosols and clouds. *Atmos. Chem. Phys.* **2010**, *10*, 10561-10605, doi:10.5194/acp-10-10561-2010.
- (4) Kolb, C. E.; Worsnop, D. R.; Zahniser, M. S.; Davidovits, P.; Keyser, L. F.; Leu, M.-T.; Molina, M. J.; Hanson, D. R.; Ravishankara, A. R.; Williams, L. R.; Tolbert, M. A. Progress and Problems in Atmospheric Chemistry. In *Adv. Phys. Chem. Series*, 3; Barker, J. R., Ed., 1994; pp 771-875.

5.2 Surface Types—Acid/Water, Liquids and Solids

To a first approximation there are three major types of water containing surfaces believed to be present at significant levels in the stratosphere. They are: (1) Type I polar stratospheric clouds (PSCs), nominally composed of nitric acid trihydrate (NAT, $\text{HNO}_3 \cdot 3\text{H}_2\text{O}$); (2) crystals of relatively pure water ice, designated as Type II PSCs because they form at lower temperatures than Type I and are believed to be nucleated by Type I (similar surfaces may form as contrails behind high-altitude aircraft under some stratospheric conditions); and (3) sulfuric acid aerosol, which is nominally a liquid phase surface generally composed of 60–80 weight percent H_2SO_4 and, concomitantly, 40–20 weight percent H_2O . While PSCs, as their name suggests, are formed primarily in the cold winter stratosphere at high latitudes, sulfuric acid aerosol is present year round at all latitudes and may influence stratospheric chemistry on a global basis, particularly after large injections of volcanic sulfur episodically increase their abundance and surface area. There is also evidence that ternary $\text{H}_2\text{SO}_4/\text{HNO}_3/\text{H}_2\text{O}$ liquid solutions may play a significant role in PSC formation.

In addition to the major stratospheric surface types noted above, several other types of heterogeneous surfaces are found in the stratosphere and may play a significant role in some stratospheric processes. For instance, laboratory work has indicated that nitric acid dihydrate (NAD) may play an important role in the nucleation of Type I PSCs (Worsnop et al.,⁷ Fox et al.¹) and that mixtures of solid nitric acid hydrates and sulfuric acid tetrahydrate (SAT) (Molina et al.,⁴ Zhang et al.⁸) and/or a more complex sulfuric acid/nitric acid hydrate (Fox et al.¹) may also be key to understanding Type I PSC nucleation and evolution. Analyses of the range of atmospheric conditions possible in the polar stratosphere have also led to interest in solid SAT surfaces and possibly other forms of frozen sulfuric acid aerosols (Toon et al.,⁵ Middlebrook et al.³), as well as liquid sulfuric

acid aerosols significantly more dilute than the 60–80 weight percent normally present at lower latitudes (Wolff and Mulvaney,⁶ Hofmann and Oltmans,² Toon et al.⁵).

In the free troposphere the heterogeneous surfaces of interest include liquid or solid water (cloud droplets and crystals, contrails), and sulfate particles. Uptake data are compiled for liquid water for several reasons. First this surface is one asymptote of the aqueous acid aerosol continuum; second, the interactions of some trace species with liquid water and water ice (Type II PSC) surfaces are often similar, and third, the uptake of some trace species by liquid water surfaces in the troposphere can play a key role in understanding their tropospheric chemical lifetimes and thus, the fraction that may be transported into the stratosphere. The nature of the sulfate-bearing aerosol is complex. Field measurements by single-particle mass spectrometry show that the particles contain organic species to some degree. The chemical nature of the organics has not been quantified, although it is likely that they are highly oxidized having had long residence times in the atmosphere. Similarly, the inorganic composition is not clear. Most particles of continental origin are neutralized with ammonium, and there is some evidence from the free troposphere that this remains true far above the ground. However, in regions away from ammonia sources, there is the potential for the aerosol to be acidic. The phase of the particles may be either solid, or supercooled liquid. Low relative humidities and full neutralization with ammonia promotes crystallization, whereas higher relative humidities and acidic content are more frequently associated with liquid particles. The phase of the organics is not known but is unlikely to be crystalline and more likely to be an amorphous liquid or solid.

- (1) Fox, L. E.; Worsnop, D. R.; Zahniser, M. S.; Wofsy, S. C. Metastable phases in polar stratospheric aerosols. *Science* **1994**, *267*, 351-355.
- (2) Hofmann, D. J.; Oltmans, S. J. The effect of stratospheric water vapor on the heterogeneous reaction rate of ClONO₂ and H₂O for sulfuric acid aerosol. *Geophys. Res. Lett.* **1992**, *22*, 2211-2214.
- (3) Middlebrook, A. M.; Iraci, L. T.; McNeil, L. S.; Koehler, B. G.; Wilson, M. A.; Saastad, O. W.; Tolbert, M. A. Fourier transform-infrared studies of thin H₂SO₄/H₂O films: Formation, water uptake, and solid-liquid phase changes. *J. Geophys. Res.* **1993**, *98*, 20473-20481.
- (4) Molina, M. J.; Zhang, R.; Woolridge, P. J.; McMahon, J. R.; Kim, J. E.; Chang, H. Y.; Beyer, K. D. Physical chemistry of the H₂SO₄/HNO₃/H₂O system: Implications for polar stratospheric clouds. *Science* **1993**, *261*, 1418-1423.
- (5) Toon, O.; Browell, E.; Gray, B.; Lait, L.; Livingston, J.; Newman, P.; Russell, R.; P., P.; Schoeberl, M.; Toon, G.; Traub, W.; Valero, F. P. J.; Selkirk, H.; Jordan, J. Heterogeneous reaction probabilities, solubilities, and the physical state of cold volcanic aerosols. *Science* **1993**, *261*, 1136-1140.
- (6) Wolff, E. W.; Mulvaney, R. Reactions on sulphuric acid aerosol and on polar stratospheric clouds in the Antarctic stratosphere. *Geophys. Res. Lett.* **1991**, *18*, 1007-1010.
- (7) Worsnop, D. R.; Fox, L. E.; Zahniser, M. S.; Wofsy, S. C. Vapor pressures of solid hydrates of nitric acid: Implications for polar stratospheric clouds. *Science* **1993**, *259*, 71-74.
- (8) Zhang, R.; Wooldridge, P. J.; Molina, M. J. Vapor pressure measurements for the H₂SO₄/HNO₃/H₂O and H₂SO₄/HCl/H₂O systems: Incorporation of stratospheric acids into background sulfate aerosols. *J. Phys. Chem.* **1993**, *97*, 8541-8548.

5.3 Surface Types—Soot and Alumina

Aircraft at cruise altitudes and rocket exhausts contribute small but measurable amounts of carbonaceous “soot” (Pueschel et al.¹⁴) and aluminized solid propellant rocket exhausts and spacecraft debris produce increasing levels of alumina (Al₂O₃) and similar metal oxide particles (Zolensky et al.¹⁷) in the stratosphere and upper troposphere. Soot lofted above from surface combustion sources may also be present in the upper troposphere, and to a lesser extent in the lower stratosphere. Alumina from rocket exhausts is generally emitted as liquid droplets from the rocket nozzle and crystallizes as the alpha or metastable gamma phases as it solidifies in the exhaust plume. “Soot” refers to a material that is a combination of elemental and organic carbon, with proportions varying depending on the source material and the combustion conditions. In studies of soot directed to understanding the interaction with atmospheric gases, two types of soot have been used: carbon blacks having relatively small hydrogen and oxygen contents (e.g. Degussa FW2, Cabot Monarch 1000, ground charcoal and spark-generated soot) and organic combustion soots having higher hydrogen, oxygen and nitrogen content (e.g. soot from the combustion of n-hexane, methane, propane, decane, ethylene, acetylene, toluene and stearic candles). In the case of organic combustion soot, even different fuels used to generate the soot have been reported to affect the chemistry; for example, the yields of HONO from the reaction of NO₂ with acetylene, toluene, ethylene and decane soot were observed to vary with the fuel used.^{4,10}

Polycyclic aromatic hydrocarbons (PAH) and oxygenated polycyclic aromatic compounds (O-PAC) are major constituents of soot formed from the combustion of liquid fuels.^{1-3,5,9,11,15} The bulk composition of soot can have varying amounts of C, H, and O. For example, Chughtai et al.⁶ report that the composition (in weight %) of *n*-hexane soot varies from 87 to 92 % C, 1.2 to 1.6 % H, and 11 to 6% oxygen. Stadler and Rossi¹⁶ showed that the elemental composition of the soot as well as its surface area depended on whether the flame was rich or lean; in the case of the rich flame giving a grey-colored soot, the composition (weight %) was 97.3% C, 0.83% H, 1.65% O, and 0.20% N while the lean flame produced a black soot comprised of 96.4% C, 0.19% H, 3.2% O, and 0.27% N.

The functional groups on the soot surface are expected to be important in terms of the uptake and reaction of gases on the surface. X-ray photoelectron spectroscopy (XPS) studies of *n*-hexane soot show surface carbon and oxygen, although the specific nature of the bonding could not be determined (Akhter et al.³). The surface functional groups on soot vary, depending on the fuel composition, method of generation and the post-treatment of the soot. For example, Degussa FW2 carbon black, which has been used in a number of studies of uptake and reactions of gases on soot, is post-treated with NO₂ by the manufacturer and Cabot Monarch 1000 is post-treated with aqueous HNO₃. There may be sufficient NO and NO₂ concentrations generated under some conditions during the formation of soot by spark generators that these may also have been reacted with these gases prior to collection and uptake studies. Studies of a number of gases interacting with soot surfaces suggest there are at least two and likely more, types of reactive surface sites; one type reacts very rapidly, e.g. with O₃, while others react more slowly. The first type may be most relevant to the reactions of soot particles in exhaust plumes from combustion sources, while the latter is most relevant to soot diluted in air.

Fourier transform infrared (FTIR), Raman and electron paramagnetic resonance (EPR) spectroscopic studies of *n*-hexane soot show C–O functionalities assigned to anhydrides and aryl ethers, alkyl ketones; they also detected –C=C–H, highly substituted aromatics and conjugated carbonyl-aromatic groups.^{2,15} Kirchner et al.¹³ measured the FTIR spectra of soot from the combustion of diesel fuel and *n*-hexane (described as “flame deposited”) and soot collected from a commercial spark generator in Ar, and from the emissions of a diesel automobile as well as Degussa FW2 soot (described as “filter deposited”). In all cases, absorption peaks characteristic of –C–C–, –C=C–, –C–O, aromatic –C=O, and carboxylic –C=O groups (both aromatic and aliphatic) were observed. However, the flame-deposited soot showed bands due to substituted aromatics while the filter-collected samples did not. The filter-deposited samples had bands due to aliphatic –C–H groups that were not observed for the flame-deposited soot. Only the spark-generated soot showed bands due to both –C=C–H and to –O–H.

For soot formed from the combustion of liquid fuels, the location in the flame at which the soot is collected also changes the surface enough to alter its reactions. For example, Akhter et al.² showed that the functional groups as well as particle size depend on the height of collection of soot from the base of the flame. Such changes appear to also alter the reactions of soot; for example, Gerecke et al.¹⁰ measured HONO and NO yields from the reaction of NO₂ with ethylene soot and found that the HONO yield decreased with distance from the bottom of the flame that the soot was collected from, while the yield of NO increased. Kirchner et al.¹³ reported much stronger infrared absorption bands due to substituted aromatics in soot samples collected from the combustion of *n*-hexane near the bottom of the flame compared to the top; in addition, absorption bands due to the –O–H group were only observed in samples collected at the bottom of the flame.

Not only can the surface groups directly affect its interaction with gases, but they determine the hygroscopic properties of the soot surface. Chughtai et al.^{7,8} have shown that the hydration of soot surfaces depends on the fuel composition (particularly sulfur and trace metal content) and combustion conditions, as well as the extent of surface oxidation. A highly hygroscopic surface holding significant amounts of water may behave differently than a “dry” surface with respect to the interaction with gases; for example, black carbon suspended in aqueous solutions with ozone and irradiated to generate OH has been shown to help assist in the initiation of bulk solution phase OH chemistry.¹² There are also free radical sites on soot surfaces whose EPR signals are strongly affected by the adsorption of paramagnetic species such as NO₂ (e.g. see Chughtai et al.⁶). These unpaired electrons in soot may contribute to the surface reactivity.

The *International Steering Committee for Black Carbon Reference Materials* (<http://www.du.edu/~dwsmith/bcsteer.html>) has issued preliminary recommendations for representative black carbon reference materials. They recommend that soot formed from the combustion of saturated hydrocarbons, preferably *n*-hexane, be used for soot black carbon. For aerosol black carbon, they recommend the use of Urban Dust Reference Material (SRM) 1649a, which is a sample collected in Washington, D.C. in a baghouse in 1976–

1977. However, for studies of the uptake and reactions of gases in the atmosphere with combustion-generated soots, organic combustion generated soots, particularly *n*-hexane soot, appear to be the most reasonable surrogate.

- (1) Akhter, M. S.; Chughtai, A. R.; Smith, D. M. The structure of hexane soot II: Extraction studies. *Appl. Spectrosc.* **1985**, *39*, 154-167.
- (2) Akhter, M. S.; Chughtai, A. R.; Smith, D. M. The structure of hexane soot I: Spectroscopic studies. *Appl. Spectrosc.* **1985**, *39*, 143-153.
- (3) Akhter, M. S.; Chughtai, A. R.; Smith, D. M. Spectroscopic studies of oxidized soots. *Appl. Spectrosc.* **1991**, *45*, 653-665.
- (4) Alcalá-Jornod, C.; Van den Bergh, H.; Rossi, M. J. Reactivity of NO₂ and H₂O on soot generated in the laboratory : a diffusion tube study at ambient temperature. *Phys. Chem. Chem. Phys.* **2000**, *2*, 5584-5593, doi:10.1039/b007235o.
- (5) Cachier, H. Carbonaceous Combustion Aerosols. In *Atmospheric Particles*; Harrison, R. M., VanGrieken, R., Eds.; Wiley: New York, 1998.
- (6) Chughtai, A. R.; Atteya, M. M. O.; Kim, J.; Konowalchuck, B. K.; Smith, D. M. Adsorption and adsorbate interaction at soot particle surfaces. *Carbon* **1998**, *36*, 1573-1589.
- (7) Chughtai, A. R.; Miller, N. J.; Smith, D. M.; Pitts, J. R. Carbonaceous particle hydration III. *J. Atmos. Chem.* **1999**, *34*, 259-279.
- (8) Chughtai, A. R.; Williams, G. R.; Atteya, M. M. O.; Miller, N. J.; Smith, D. M. Carbonaceous particle hydration. *Atmos. Environ.* **1999**, *33*, 2679-2687.
- (9) Finlayson-Pitts, B. J.; Pitts, J. N. *Chemistry of the Upper and Lower Atmosphere: Theory, Experiments and Applications*; Academic: San Diego, 2000.
- (10) Gerecke, A.; Thielmann, A.; Gutzwiller, L.; Rossi, M. J. The chemical kinetics of HONO formation resulting from heterogeneous interaction of NO₂ with flame soot. *Geophys. Res. Lett.* **1998**, *25*, 2453-2456.
- (11) Goldberg, E. D. *Black Carbon in the Environment*; Wiley: New York, 1985.
- (12) Jans, U.; Hoigne, J. Atmospheric water: transformation of ozone into OH-radical by sensitized photoreactions or black carbon. *Atmos. Environ.* **2000**, *34*, 1069-1085.
- (13) Kirchner, U.; Scheer, V.; Vogt, R. FTIR spectroscopic investigation of the mechanism and kinetics of the heterogeneous reactions of NO₂ and HNO₃ with soot. *J. Phys. Chem. A* **2000**, *104*, 8908-8915, doi:10.1021/jp0005322.
- (14) Pueschel, R. F.; Blake, D. F.; Suetsinger, A. G.; Hansen, A. D. A.; Verma, S.; Kato, K. Black carbon (soot) aerosol in the low stratosphere and upper troposphere. *Geophys. Res. Lett.* **1992**, *19*, 1659-1662.
- (15) Smith, D. M.; Chughtai, A. R. The surface structure and reactivity of black carbon. *Colloids and Surfaces* **1995**, *105*, 47-77.
- (16) Stadler, D.; Rossi, M. J. The reactivity of NO₂ and HONO on N₂ soot at ambient temperature: The influence of combustion conditions. *Phys. Chem. Chem. Phys.* **2000**, *2*, 5420-5429, doi:10.1039/b005680o.
- (17) Zolensky, M. E.; McKay, D. S.; Kaczor, L. A. A tenfold increase in the abundance of large solid particles in the stratosphere, as measured over the period 1976-1984. *J. Geophys. Res.* **1989**, *94*, 1047-1056.

5.4 Surface Types—Solid Alkali Halide Salts and Aqueous Salt Solutions

Some modeling studies also suggest that certain types of major volcanic eruptions transport significant levels of sodium chloride and associated alkali halide salts into the stratosphere (Michelangeli et al.²), so studies of stratospheric trace species interacting with solid NaCl or similar alkali halide salts, as well as salt solutions, have also been included. Sea salt aerosols are, of course, much more abundant in the troposphere, and have their largest influence on the chemistry of the marine boundary layer.

The heterogeneous chemistry of salt surfaces is very complex. For example; the uptake and reaction of gases with NaCl and NaBr have been shown to be very sensitive to the presence of small amounts of strongly adsorbed water (SAW) on the salt surface. Because water is not taken up on the 100 crystal surface of NaCl at room temperature, the SAW is thought to be concentrated at steps and edges where one water molecule can interact with two ions, resulting in a larger enthalpy of adsorption. This means that powders of salt, which have a larger surface-to-volume than single crystals, also have more SAW because of the relatively larger numbers of steps and edges. In addition, the amount of SAW on sprayed films is affected by the solvent used, with more SAW when water is used as the solvent. This SAW plays a key role in facilitating the reorganization of the

surface during the reaction; thus, it appears to mobilize the product ions and allow them to recrystallize into 3-D microcrystallites of product on the surface, exposing fresh salt and allowing the reaction to continue well beyond the point that the surface would normally passivate. While the overall features of this process are reasonably well understood, the exact nature of the SAW and the molecular level interactions and processes are not. The overall effect, however, is time-dependent trace gas uptake coefficients.

Salt particles may also exist as aqueous solutions, if the relative humidities are sufficiently high. Chemistry may then occur both on the surface of the liquid droplets and in the bulk. The surface composition is not necessarily the same as the bulk. In particular, it is believed that the more polarizable anions (such as bromide and iodide) partition to the surface of such particles, perhaps affecting their reactivity. When salt aerosols freeze, the resulting particle will be composed of ice and the vast majority of the solutes will be excluded into a brine that will exist on the surface of the particles and at any grain boundaries and crystal-crystal interfaces that exist. At sufficiently low temperatures, the sodium chloride component will crystallize but other components, such as bromide, are expected to remain in an increasingly concentrated brine.¹ It is also likely that marine organics are mixed with sea-salt inorganics, via the bubble bursting mechanism occurring at the sea surface when an organic microlayer exists on the sea surface. These organics may affect the surface reactivity of salt particles.

- (1) Koop, T.; Kapilashrami, A.; Molina, L. T.; Molina, M. J. Phase transitions of sea-salt/water mixtures at low temperatures: Implications for ozone chemistry in the polar marine boundary layer. *J. Geophys. Res.* **2000**, *105*, 26393-26402.
- (2) Michelangeli, D. V.; Allen, M.; Yung, Y. L. Heterogeneous reactions with NaCl in the El Chichon volcanic aerosols. *Geophys. Res. Lett.* **1991**, *18*, 673-676.

5.5 Surface Composition and Morphology

The detailed composition and morphology of each surface type are uncertain and probably subject to a significant range of natural variability. Certain chemical and physical properties of these surfaces, such as their ability to absorb and/or solvate HCl and HNO₃, are known to be strongly dependent on their detailed chemical composition. Moreover, most heterogeneous processes studied under laboratory conditions (and in some cases proceeding under atmospheric conditions) can change the chemical composition of the surface in ways that significantly affect the kinetic or thermodynamic processes of interest. Thus, a careful analysis of the time-dependent nature of the active surface is required in the evaluation of measured uptake kinetics experiments. Experimental techniques which allow the measurement of mass accommodation or surface reaction kinetics with high time resolution and/or with low trace gas fluxes are often more credible in establishing that measured kinetic parameters are not seriously compromised by surface saturation or changing surface chemical composition.

The relevant kinetic uptake parameters: mass accommodation coefficients and surface reaction probabilities, are separately documented for relevant atmospheric trace gas species for the major and, where available, the minor stratospheric and upper tropospheric surfaces noted above. Since these parameters can vary significantly with surface composition (e.g., the H₂SO₄/H₂O ratio for sulfate aerosol or the HNO₃/H₂O ratio for Type I PSC) the dependence of these parameters on surface composition is reviewed where sufficient data are available. In addition, in the notes to Table 5.1, we summarize the thermodynamic information that is now available to describe the non-reactive partitioning of species to a variety of surfaces, especially ice. Due to its chemical and morphological complexity, uptake values for soot are documented in a separate table.

5.6 Surface Porosity

The experimental techniques utilized to measure mass accommodation, heterogeneous reaction, and other uptake coefficients generally require knowledge of the surface area under study. For solid surfaces, and most particularly for water and acid ice surfaces formed *in situ*, the determination of how the molecular scale ice surface differs from the geometrical surface of the supporting substrate is not easy. Keyser, Leu, and coworkers have investigated the structure of water and nitric acid ice films prepared under conditions similar to those used in their flow reactor for uptake studies.^{6,7,9} They have demonstrated that ice films grown *in situ* from the vapor can have a considerably larger available surface than that represented by the geometry of the substrate; they have also developed a simple model to attempt to correct measured uptake rates for this effect.^{8,9} This model predicts that correction factors are largest for small uptake coefficients and thick films. The application of the model to experimental uptake data remains controversial (Keyser et al.,⁸ Hanson and Ravishankara,⁴ Kolb et al.¹⁰). Some experimenters prefer to attempt growing ice surfaces as smooth as possible and to demonstrate that their measured uptake coefficients are only weakly dependent on surface thickness (Hanson and Ravishankara⁵). For the case of

ice surfaces, it has been demonstrated that freezing thin films of liquid water leads to ice films that are smooth at the molecular level.¹

Similar issues arise for uptake experiments performed on powdered, fused and single crystal salt or oxide surfaces (Fenter et al.,² Hanning-Lee et al.³). There are two issues here. First, the molecular level Brunauer, Emmett, Teller (BET) surface area that is commonly measured by determining the mass of a gas such as N₂ adsorbed by a given sample mass is, for many atmospheric solids, larger than the geometric surface area. However, determining the BET surface area of porous materials does not necessarily reflect the available surface area for molecules larger than that used in the BET measurement. Second, many experimental studies have used samples consisting of multiple layers of particles in order to increase the amount of gas that is taken up and hence improve the accuracy of the measurement. However, there is considerable uncertainty in how to accurately assess the fraction of the total sample that is available for reaction. When recommendations are made for uptake coefficients on solid alkali salts in this assessment, the values have generally been obtained using at least two different sample types (e.g., powders, single crystals and spray-deposited films) and/or two different techniques (e.g., flow tubes and Knudsen cells).

The issue of surface area available for uptake is also important for interpreting uptake measurements on soot and soot surrogate surfaces. The degree to which measured uptake parameters must be corrected for porosity effects will remain in some doubt until a method is devised for accurately determining the effective surface area for the surfaces actually used in uptake studies.

Some studies evaluated in this review assume that the effective ice or salt surface area is the geometrical area, but more recent studies on solid surfaces generally attempt to assess the available surface area by employing BET measurements and porosity models. However, uncertainty in true reactive surface area for heterogeneous uptake on solids is often the dominant systematic error in reporting uptake coefficient values for these systems and makes evaluation of these data across laboratories and techniques difficult.

- (1) Abbatt, J. P. D.; Bartels-Rausch, T.; Ullerstam, M.; Ye, T. J. Uptake of acetone, ethanol and benzene to snow and ice: effects of surface area and temperature. *Environ. Res. Lett.* **2008**, *3*, 045008, doi:10.1088/1748-9326/3/4/045008.
- (2) Fenter, F. F.; Rossi, M. J. The heterogeneous kinetics of HONO on H₂SO₄ and on ice: activation of HCl. *J. Phys. Chem.* **1996**, *100*, 13765-13775.
- (3) Hanning-Lee, M. A.; Brady, B. B.; Martin, L. R.; Syage, J. A. Ozone decomposition on alumina: Implications for solid rocket motor exhaust. *Geophys. Res. Lett.* **1996**, *23*, 1961-1964.
- (4) Hanson, D. R.; Ravishankara, A. R. Reaction of ClONO₂ with HCl on NAT, NAD, and frozen sulfuric acid and hydrolysis of N₂O₅ and ClONO₂ on frozen sulfuric acid. *J. Geophys. Res.* **1993**, *98*, 22931-22936.
- (5) Hanson, D. R.; Ravishankara, A. R. Response to "Comment on porosities of ice films used to simulate stratospheric cloud surfaces". *J. Phys. Chem.* **1993**, *97*, 2802-2803.
- (6) Keyser, L. F.; Leu, M.-T. *Micros. Res. Technol.* **1993**, *25*, 434-438.
- (7) Keyser, L. F.; Leu, M.-T. Surface areas and porosities of ices used to simulate stratospheric clouds. *J. Colloid Interface Sci.* **1993**, *155*, 137-145.
- (8) Keyser, L. F.; Leu, M.-T.; Moore, S. B. Comment on porosities of ice films used to simulate stratospheric cloud surfaces. *J. Phys. Chem.* **1993**, *97*, 2800-2801.
- (9) Keyser, L. F.; Moore, S. B.; Leu, M. T. Surface reaction and pore diffusion in flow tube reactors. *J. Phys. Chem.* **1991**, *95*, 5496-5502.
- (10) Kolb, C. E.; Worsnop, D. R.; Zahniser, M. S.; Davidovits, P.; Keyser, L. F.; Leu, M.-T.; Molina, M. J.; Hanson, D. R.; Ravishankara, A. R.; Williams, L. R.; Tolbert, M. A. Progress and Problems in Atmospheric Chemistry. In *Adv. Phys. Chem. Series*, *3*; Barker, J. R., Ed., 1994; pp 771-875.

5.7 Temperature Dependences of Parameters

A number of laboratory studies have shown that mass accommodation coefficients and, to some extent, surface reaction probabilities can be temperature dependent. While these dependencies have not been characterized for many systems of interest, temperature effects on kinetic data are noted where available. More work that fully separates heterogeneous kinetic temperature effects from temperature controlled surface composition is obviously needed.

5.8 Solubility Limitations

The uptake of certain trace gases by atmospherically relevant surfaces is often governed by solubility limitations rather than kinetic processes. In these cases properly analyzed data can yield measurements of trace gas solubility parameters relevant to stratospheric conditions. In general, such parameters can be strongly dependent on both condensed phase composition and temperature. Such parameters may be very important in stratospheric models, since they can govern the availability of a reactant for a bimolecular heterogeneous process (e.g., the concentration of HCl available for the HCl + ClONO₂ reaction on sulfuric acid aerosols) or the gas/condensed phase partitioning of a heterogeneous reaction product (e.g., the HNO₃ formed by the reaction of N₂O₅ on sulfuric acid aerosols). Surface saturation limitations have also been observed in experimental uptake studies on solid surfaces, including liquid water and water/acid ice surfaces.

5.9 Data Organization

Data for trace-gas heterogeneous interactions with relevant condensed-phase surfaces are tabulated in Tables 5-1 through 5-7. These are organized into:

- Table 5-1—Mass Accommodation Coefficients and Reversible Uptake Data for Surfaces Other than Soot
- Table 5-2—Surface Reaction Probabilities (γ) for Surfaces Other Than Soot
- Table 5-3—Soot-Surface Uptake Coefficients
- Table 5-4—Solubility Data for Pure Water
- Table 5-5—Ion Specific Schumpe Parameters
- Table 5-6—Solubility Data for Acids
- Table 5-7—Solubility Data for Sea Water

5.10 Parameter Definitions

Mass accommodation coefficients (α), represent the probability of reversible uptake of a gaseous species colliding with the condensed surface of interest. For liquid surfaces this process is associated with interfacial (gas-to-liquid) transport and is generally followed by bulk liquid phase solvation. Examples include: simple surface absorption, absorption followed by ionic dissociation and solvation (e.g., $\text{HCl} + n\text{H}_2\text{O} \leftrightarrow \text{H}^+(\text{aq}) + \text{Cl}^-(\text{aq})$), and absorption followed by a reversible chemical reaction with a condensed phase substituent (e.g., $\text{SO}_2 + \text{H}_2\text{O} \leftrightarrow \text{H}^+ + \text{HSO}_3^-$ or $\text{CH}_2\text{O} + \text{H}_2\text{O} \leftrightarrow \text{CH}_2(\text{OH})_2$).

The term “sticking coefficient” is often used for mass accommodation on solid surfaces where physisorption or chemisorption takes the place of true interfacial mass transport.

Processes involving liquid surfaces are subject to Henry’s law, which limits the fractional uptake of a gas phase species into a liquid. The distribution of a substance between the gas and liquid phase is controlled, at equilibrium, by the Henry’s Law constant for that substance, which relates the concentration of the substance in solution to the partial pressure of the substance in the gas phase. In these tables, we present the Henry’s Law constants as solubility values:

$$H = [\text{solution}]/P(\text{gas})$$

The units are molar (M) for solution concentration and atmosphere (atm) for the partial pressure in the gas phase. In many studies and other compilations, volatility values are presented, which are the inverse of solubility values. Often, other concentration units are used, sometimes the same unit for both phases. This leads to a dimensionless value, with no indication from the units if it pertains to solubility or to volatility.

Henry’s Law is a limiting law, strictly valid only at the limit of zero concentration. For most gases at concentrations of interest, deviations from this law are not significant. The value of the Henry’s Law constant, H , depends strongly upon temperature. For a typical gas, it decreases with increasing temperature at lower temperatures, at least down to 0°C. At higher temperatures, typically well above 298 K, the value will increase with temperature. Over limited temperature ranges, the value is well represented by a linear relationship between the logarithm of H and the reciprocal of temperature:

$$\text{Ln}(H) = A + B/T$$

For a number of gasses, the experimental data are sufficient to display the expected curvature in a plot of $\ln H$ vs. $1/T$. In this review, we have represented these results by the three-parameter equation:

$$\ln(H) = A + B/T + C \ln(T)$$

Below 0°C, measurements in strong acid solutions have suggested that the Henry's Law constant for a substrate would continue to increase as the temperature is lowered. A study on the solubility of benzene, alkyl benzenes, and methyl and ethyl *tert*-butyl ethers, however, indicate that this is not the case.¹¹ In this study, the values were found to decrease with temperature in supercooled water. Indeed, the results from 25°C to -25°C are almost symmetrical around 0°C. Additional studies on this phenomenon are clearly needed, particularly for smaller solutes.

If the gas phase species is simply solvated, a physical Henry's law constraint holds; if the gas phase species reacts with a condensed phase substituent, as in the sulfur dioxide or formaldehyde hydrolysis cases noted above, a "chemically modified" or "effective" Henry's law constraint holds (Clegg and Brimblecombe,¹ Schwartz,⁹ Watson et al.¹²). This value will typically involve an equilibrium constant for the chemical process, along with the physical Henry's law constant.

The solubility of a gas also depends upon the presence of other substances in the solution. The best known effect is that of an added salt. In most cases, the addition of a salt to the solution results in a lowering of the solubility of the gas. This effect is usually described by the Sechenov equation:

$$\text{Log}(c^0/c) = \text{Log}(H^0/H) = K_S c_S$$

which relates the ratio of the concentrations of gas dissolved for a given pressure in the absence, c^0 , and presence, c , of a given concentration of salt, c_S . The proportionality constant is the Sechenov coefficient, K_S . The Sechenov coefficient is specific to both the gas and the specific salt. Thus, in general, one needs a new value for any particular gas-salt combination, a tremendous amount of data. For this reason, models have been developed to extend measurements of K_S to systems for which no measurements have been made. Schumpe and co-workers^{8,13} developed the particular procedure adopted in this review. It assumes that K_S is composed of ion- and gas-specific constants:

$$K_S = \sum (h_i + h_G) n_i$$

where h_i is the ion-specific constant, h_G is the gas-specific constant, and n_i is the ion index. For a mixed electrolyte solution,

$$\text{Log}(H^0/H) = \sum (h_i + h_G) c_i$$

The small temperature dependence of K_S is assumed to lie completely in h_G . Thus,

$$h_G = h_{G,0} + h_T (T - 298.15 \text{ K})$$

Weisenberger and Schumpe¹³ analyzed 892 Sechenov constants for various gases in salt solutions over the temperature range 273 K to 363 K. They derived an optimum set of h_i , $h_{G,0}$, and h_T parameters for a diverse set of ions and gases. Values for O_2 and H^+ were set to zero to make the set unique. The standard deviation in the predicted Sechenov constants is 0.026. We have included their values for the ion-specific parameters in Table 5-5.

Available gas-specific constants, $h_{G,0}$ and h_T , are included in Table 5-4, along with the Henry's law constants for pure water. In Table 5-4, we present those "salting out" parameters included in the optimum set derived by Weisenberger and Schumpe, along with some parameters derived from other studies. In the latter cases, the ion parameters are considered fixed and we solve for the gas-specific parameters.

Available Henry's law parameters for sulfuric acid/water, and in a few cases, sulfuric acid/nitric acid/water solutions are presented in Table 5-6. Effective Henry's law constants are designated H^* , while simple physical Henry's law constants are represented by H . Effective Henry's law constants are also employed to represent decreased trace gas solubilities in moderate ionic strength acid solutions via a Sechenov coefficient formulation which relates H^* to the concentration of the acid.⁴ Available Henry's law constants for reactive upper tropospheric/stratospheric species in binary sulfuric acid/water solutions, and for a few cases of ternary sulfuric acid/nitric acid/water solutions, are tabulated as a function of acid weight percent and temperature. It is presently unclear whether "surface solubility" effects govern the uptake on nominally solid water ice or HNO_3/H_2O ice surfaces in a manner analogous to bulk solubility effects for liquid substrates and no solubility parameters for these "ice" systems are presented; the reader is referred to the ice uptake studies in Table 5.1.

In Table 5-7, Henry's Law parameters are presented for uptake into seawater, or into water with a salinity of 35‰. The major focus is on halogenated organic compounds, due to the possibility that this could have an impact on their atmospheric lifetimes. Due to the limited temperature ranges of these studies, only a two-parameter fit was utilized.

For some trace species on some surfaces, experimental data suggest that mass accommodation coefficients untainted by experimental saturation limitations have been obtained. These are tabulated in Table 5-1. In other cases experimental data can be shown to be subject to Henry's law constraints, and Henry's law constants, or at least their upper limits, can be determined. Some experimental data sets are insufficient to determine if measured "uptake" coefficients are true mass accommodation coefficients or if the measurement values are lower limits compromised by saturation effects. These are currently tabulated, with suitable caveats, in Table 5-1.

Also included in the specific notes in Table 5-1 are parameters relating to the non-reactive uptake of gases to solid atmospheric surfaces, such as ice. These quantities are useful for determining the likelihood that gas-phase species will be scavenged to the condensed phase, and to interpret the rates of surface-phase reactions. Many experimental approaches that can measure reactive uptake or mass accommodation coefficients can also assess the degree of non-reactive uptake, so these data are reported in the same Table. Experimental studies usually measure a total uptake (i.e. molecules or moles of adsorbate per unit surface area) at a specific temperature and gas-phase partial pressure or concentration.

By varying the gas-phase amounts, an adsorption isotherm is measured. For surfaces such as ice, simple isotherms such as the Langmuir form have been utilized. While this isotherm neglects adsorbate-adsorbate interactions and assumes that all adsorption sites are equivalent, these may be reasonable assumptions for ice surfaces, which are highly dynamic and where adsorbate molecules are likely to be strongly hydrated. From the isotherm, the saturated surface coverage at high gas-phase concentrations and the gas-surface partition coefficient can be assessed:

$$\theta \equiv \text{fractional surface coverage} = K_{\text{conc}} [\text{gas}] / (1 + K_{\text{conc}} [\text{gas}]) = K_p P_{\text{gas}} / (1 + K_p P_{\text{gas}})$$

where K_{conc} and K_p are the adsorption coefficients, depending on whether concentration or pressure units are used for the gas phase. For consistency with the rest of the evaluation and to match the approach typically used in the literature, surface uptakes will be reported in units of molecules/cm². Correspondingly, adsorption coefficients will be converted into K_{conc} units, i.e. cm³ molecules⁻¹. Note that a partitioning coefficient (K_{part} , units molecules cm⁻² / molecules cm⁻³) can also be derived by taking the slope of a plot of uptake to gas-phase concentration in the surface-unsaturated regime. The relationship between a K_{conc} value derived from a Langmuir adsorption isotherm to a partition coefficient (K_{part}) is:

$$K_{\text{part}} = K_{\text{conc}} N_{\text{sat}}$$

where N_{sat} is the saturated surface coverage in units of molecules cm⁻².

By varying the temperature in uptake studies, the heat of adsorption can be derived in a van't Hoff analysis from the temperature dependence of the partition or adsorption coefficients. This approach is most accurate at low surface coverages where adsorbate-adsorbate interactions are likely to be fewest. While we report such values from the literature, care should be taken in their interpretation because an assumption of this approach is that the surface structure and the strength of the adsorbate-surface interactions remain constant as a function of temperature. Also, as the temperature changes, the degree of adsorbate-adsorbate interactions may change as well. Surface reaction probabilities (γ) are kinetic values for generally irreversible reactive uptake of trace gas species on condensed surfaces. The rates of such processes may not be limited by Henry's law constraints; however, the fate of the uptake reaction products may be subject to saturation limitations. For example, N₂O₅ has been shown to react with sulfuric acid aerosol surfaces. However, if the H₂SO₄/H₂O ratio is too high, the product HNO₃ will be insoluble, and a large fraction will be expelled back into the gas phase. Surface reaction probabilities for substantially irreversible processes are presented in Table 5-2. Reaction products are identified where known.

Surface reaction probabilities on crystalline and non-ice amorphous solid surfaces, such as alumina and alkali salts are particularly susceptible to surface saturation effects, especially when exposed to the relatively high trace gas concentrations sometimes employed in laboratory experiments. In the case of gaseous HNO₃ reacting with NaCl for example, there is a rapid initial uptake of HNO₃ and formation of nitrate on the surface, followed by a decrease to a relatively constant (but slowly declining) value. When they are available, we tabulate the initial uptake coefficient, γ_0 , in Table 5-2, since that value often sets the upper limit for atmospheric uptake. In the

corresponding note we may also site the reactive uptake coefficient appropriate to longer time exposure when the uptake appears to have reached an approximate steady-state, γ_{ss} .

The total experimental uptake coefficient measured in laboratory heterogeneous kinetic experiments are also often represented by the symbol γ . In those cases where surface and/or bulk reaction dominate the uptake, the total uptake coefficient (γ_{total}) and reactive uptake coefficient (γ_{rxn}) may well be identical. More formally, for cases where bulk liquid phase reaction is facile and there are no gas phase diffusion constraints, the total uptake coefficient for aerosol or cloud droplets can be approximated in terms of γ_{rxn} and γ_{sol} as:⁶

$$\frac{1}{\gamma_{total}} = \frac{1}{\alpha} + \frac{1}{\gamma_{sol} + \gamma_{rxn}}$$

where

$$\gamma_{sol} = \frac{8HRT}{\pi^{1/2}\bar{c}} \left(\frac{D}{t}\right)^{1/2}$$

and

$$\gamma_{rxn} = \frac{4HRT}{\bar{c}} (Dk_{rxn})^{1/2}$$

where t is the time integrated exposure of the trace gas to the liquid surface, R is the gas constant, D is the liquid phase diffusion coefficient, and \bar{c} is the mean trace gas molecular speed. In the limit of low solubility or long exposure time γ_{sol} becomes negligible and

$$\frac{1}{\gamma_{total}} = \frac{1}{\alpha} + \frac{1}{\gamma_{rxn}}$$

Discussion of how to use this approach to model chemical reactions in liquid stratospheric aerosols can be found in Hanson et al.² and Kolb et al.⁶ Note that these formulations are approximate. In cases where separate terms are competitive, more rigorous solution of the kinetic differential equations may be appropriate.

For solid surfaces, bulk diffusion is generally too slow to allow bulk solubility or bulk kinetic processes to dominate uptake. For solids, reactive uptake is driven by chemisorption/chemical reaction at the interface, a process that can also influence trace gas uptake on liquids. For liquids, surface reaction (γ_{surf}) occurs in parallel, rather than in series with mass accommodation, thus:

$$\gamma_{total} = \gamma_{surf} + \left[\frac{1}{\alpha} + \frac{1}{\gamma_{sol} + \gamma_{rxn}} \right]^{-1}$$

Examples where this more complex situation holds for liquid surfaces can be found in Hu et al.³ and Jayne et al.⁵ In such cases γ may be significantly larger than α .

Uptake of gases on soot may occur due to three different processes: (1) physisorption (e.g. SO₂ or HNO₃ at room temperature and low nitric acid pressures); (2) reaction with the surface (e.g. NO₂), and (3) catalytic decomposition/reactions of the gas on the surface. All three processes may occur in parallel, and the relative contributions of each of these three may vary during the course of the reaction as the surface “ages.” As discussed above, there are different types of reactive sites on soot, leading in some cases to a rapid initial uptake followed by a slower uptake; these are often characterized as reactions on “fresh” and “aged” surfaces respectively. Another complexity is that in some cases the geometric surface areas were used to calculate the uptake coefficients from the experimental data while in others, the available reactive surface area was estimated and used.

Because of these complexities with soot heterogeneous chemistry, uptake coefficients for soot interactions with gases have been broken out into a separate Table 5-3 rather than being included with the other surfaces in Tables 5-1 and 5-2. When the uncertainty is more than an order of magnitude, a recommendation is not given in Table 5-3 and the range of reported values is given in the Notes. In most cases, the available reactive surface area rather than the geometric areas have been used in obtaining the uptake coefficients; in those cases where the geometric area was used but a higher available surface area was involved in the measured uptake, the uptake coefficient is given as an upper limit. Data are most commonly available for room temperature or there are very limited data at lower temperatures characteristic of the upper troposphere.

The data in Tables 5-1 and 5-2 for uptake on non-soot surfaces are organized by trace gas species, since some systematic variation may be expected for surface accommodation or reaction as the surface composition and/or phase is varied. Data presented for one surface may be judged for “reasonableness” by comparing with data for a “similar” surface. In some cases it is not yet clear if surface uptake is truly reversible (accommodation) or irreversibly reactive in nature. In such cases the available uptake coefficients are generally tabulated in Table 5-1 as mass accommodation coefficients, a judgment that will be subject to change if more definitive data become available.

Where a specific evaluated value for an accommodation coefficient or reaction probability has been obtained, an estimated uncertainty factor is also tabulated. However, when the data evaluation yielded only a lower or upper limit, no uncertainty factor can be reliably estimated and none is presented.

Description of and reference citations to many of the laboratory techniques used to obtain the data in the following tables can be found in Kolb et al.⁶ Reactions of N₂O₅, ClONO₂, HOCl and BrONO₂ on/in sulfuric acid are generally dependent on the species’ Henry’s law solubility and liquid phase diffusion coefficient in the liquid acid as well as the surface and/or liquid phase reaction rate parameters. All of these processes are generally functions of the acid composition and temperature (Hanson et al.,² Robinson et al.,⁷ Shi et al.¹⁰). Thus, these reactions’ reactive uptake coefficients must be represented by a complex phenomenological or empirical models that defy simple entry into Table 5-2. The notes in Table 5-2 for these reactions discuss and present the models adopted.

To aid in visualizing the resulting reactive uptake parameters the results for several reactions have been plotted in Figure 5.1 as a function of temperature for a background pressure of 50 mbar and background water vapor and HCl mixing ratios of 5 ppmv and 2 ppbv, respectively. These calculations are presented for monodisperse background sulfate aerosol particles with a radius of 1×10^{-5} cm (0.1 μ m).

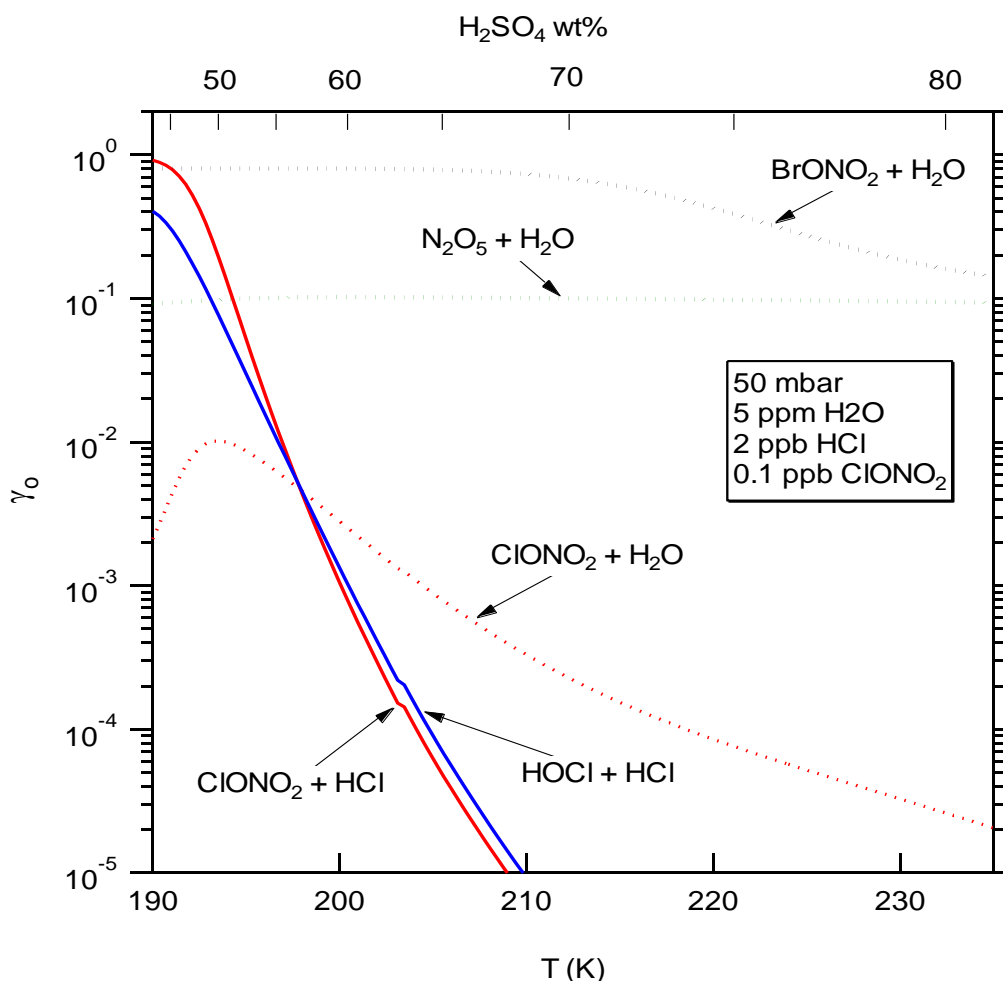


Figure 5-1. Recommended reactive uptake coefficients as a function of temperature for key stratospheric heterogeneous processes on sulfuric acid aerosols. For ClONO_2 and HOCl species, the aerosol radius used in the calculation is 10^{-5} cm, a typical value in the stratosphere. Because the current uptake models for N_2O_5 and BrONO_2 hydrolysis do not provide the information about the reacto-diffusive length (ℓ), the aerosol radius used in the calculation is assumed to be much larger than their reacto-diffusive length (i.e. ℓ for N_2O_5 and BrONO_2 are set to zero.)

- (1) Clegg, S. L.; Brimblecombe, P. The dissociation constant and Henry's law constant of HCl in aqueous solution. *Atmos. Environ.* **1986**, *20*, 2483-2485.
- (2) Hanson, D. R.; Ravishankara, A. R.; Solomon, S. Heterogeneous reactions in sulfuric acid aerosols: A framework for model calculations. *J. Geophys. Res.* **1994**, *99*, 3615-3629.
- (3) Hu, J. H.; Shi, Q.; Davidovits, P.; Worsnop, D. R.; Zahniser, M. S.; Kolb, C. E. Reactive uptake of $\text{Cl}_2(\text{g})$ and $\text{Br}_2(\text{g})$ by aqueous surfaces as a function of Br^- and I^- ion concentration: The effect of chemical reaction at the interface. *J. Phys. Chem.* **1995**, *99*, 8768-8776, doi:10.1021/j100021a050.
- (4) Huthwelker, T.; Peter, T.; Juo, B. P.; Clegg, S. L.; Carshaw, K. S.; Brimblecombe, P. Solubility of HOCl in water and aqueous H_2SO_4 to stratospheric temperatures. *J. Atmos. Chem.* **1995**, *21*, 81-95.
- (5) Jayne, J. T.; Worsnop, D. R.; Kolb, C. E.; Swartz, E.; Davidovits, P. Uptake of gas-phase formaldehyde by aqueous acid surfaces. *J. Phys. Chem.* **1996**, *100*, 8015-8022, doi:10.1021/jp953196b.
- (6) Kolb, C. E.; Cox, R. A.; Abbatt, J. P. D.; Ammann, M.; Davis, E. J.; Donaldson, D. J.; Garrett, B. C.; George, C.; Griffiths, P. T.; Hanson, D. R.; Kulmala, M.; McFiggans, G.; Pöschl, U.; Riipinen, I.; Rossi, M. J.; Rudich, Y.; Wagner, P. E.; Winkler, P. M.; Worsnop, D. R.; O'Dowd, C. D. An overview of current issues in the uptake of atmospheric trace gases by aerosols and clouds. *Atmos. Chem. Phys.* **2010**, *10*, 10561-10605, doi:10.5194/acp-10-10561-2010.

- (7) Robinson, G. N.; Worsnop, D. R.; Jayne, J. T.; Kolb, C. E.; Davidovits, P. Heterogeneous reaction kinetics of N_2O_5 and ClONO_2 on cold, concentrated sulfuric acid droplets. *J. Geophys. Res.* **1997**, *102*, 3583-3601.
- (8) Schumpe, A. The estimation of gas solubilities in salt-solutions. *Chem. Engineer. Sci.* **1993**, *48*, 153-158.
- (9) Schwartz, S. E. Henry's law and sheep's tails. *Atmos. Environ.* **1988**, *22*, 2331-2332.
- (10) Shi, Q.; Davidovits, P.; Jayne, J. T.; Kolb, C. E.; Worsnop, D. R. Kinetic model for reaction of ClONO_2 with H_2O and HCl and HOCl with HCl in sulfuric acid solutions. *J. Geophys. Res.* **2001**, *106*, 24259-24274.
- (11) Sieg, K.; Starokozhev, E.; Schmidt, M. U.; Puttmann, W. Inverse temperature dependence of Henry's law coefficients for volatile organic compounds in supercooled water. *Chemosphere* **2009**, *77*, 8-14, doi:10.1016/j.chemosphere.2009.06.028.
- (12) Watson, L. R.; Doren, J. M. V.; Davidovits, P.; Worsnop, D. R.; Zahniser, M. S.; Kolb, C. E. Uptake of HCl molecules by aqueous sulfuric acid droplets as a function of acid concentration. *J. Geophys. Res.* **1990**, *95*, 5631-5638.
- (13) Weisenberger, S.; Schumpe, A. Estimation of gas solubilities in salt solutions at temperatures from 273 K to 363 K. *AIChE Journal* **1996**, *42*, 298-300.

5.11 Bibliography – Heterogeneous Introduction

- Abbatt, J. P. D. Interactions of atmospheric trace gases with ice surfaces: Adsorption and reaction. *Chem. Rev.* **2003**, *103*, 4783-4800, doi:10.1021/cr0206418.
- Abbatt, J. P. D.; Bartels-Rausch, T.; Ullerstam, M.; Ye, T. J. Uptake of acetone, ethanol and benzene to snow and ice: effects of surface area and temperature. *Environ. Res. Lett.* **2008**, *3*, 045008, doi:10.1088/1748-9326/3/4/045008.
- Akhter, M. S.; Chughtai, A. R.; Smith, D. M. The structure of hexane soot II: Extraction studies. *Appl. Spectrosc.* **1985**, *39*, 154-167.
- Akhter, M. S.; Chughtai, A. R.; Smith, D. M. The structure of hexane soot I: Spectroscopic studies. *Appl. Spectrosc.* **1985**, *39*, 143-153.
- Akhter, M. S.; Chughtai, A. R.; Smith, D. M. Spectroscopic studies of oxidized soots. *Appl. Spectrosc.* **1991**, *45*, 653-665.
- Alcala-Jornod, C.; Van den Bergh, H.; Rossi, M. J. Reactivity of NO₂ and H₂O on soot generated in the laboratory : a diffusion tube study at ambient temperature. *Phys. Chem. Chem. Phys.* **2000**, *2*, 5584-5593, doi:10.1039/b007235o.
- Cachier, H. Carbonaceous Combustion Aerosols. In *Atmospheric Particles*; Harrison, R. M., VanGrieken, R., Eds.; Wiley: New York, 1998.
- Chughtai, A. R.; Atteya, M. M. O.; Kim, J.; Konowalchuck, B. K.; Smith, D. M. Adsorption and adsorbate interaction at soot particle surfaces. *Carbon* **1998**, *36*, 1573-1589.
- Chughtai, A. R.; Miller, N. J.; Smith, D. M.; Pitts, J. R. Carbonaceous particle hydration III. *J. Atmos. Chem.* **1999**, *34*, 259-279.
- Chughtai, A. R.; Williams, G. R.; Atteya, M. M. O.; Miller, N. J.; Smith, D. M. Carbonaceous particle hydration. *Atmos. Environ.* **1999**, *33*, 2679-2687.
- Clegg, S. L.; Brimblecombe, P. The dissociation constant and Henry's law constant of HCl in aqueous solution. *Atmos. Environ.* **1986**, *20*, 2483-2485.
- Fenter, F. F.; Rossi, M. J. The heterogeneous kinetics of HONO on H₂SO₄ and on ice: activation of HCl. *J. Phys. Chem.* **1996**, *100*, 13765-13775.
- Finlayson-Pitts, B. J.; Pitts, J. N. *Chemistry of the Upper and Lower Atmosphere: Theory, Experiments and Applications*; Academic: San Diego, 2000.
- Fox, L. E.; Worsnop, D. R.; Zahniser, M. S.; Wofsy, S. C. Metastable phases in polar stratospheric aerosols. *Science* **1994**, *267*, 351-355.
- Gerecke, A.; Thielmann, A.; Gutzwiller, L.; Rossi, M. J. The chemical kinetics of HONO formation resulting from heterogeneous interaction of NO₂ with flame soot. *Geophys. Res. Lett.* **1998**, *25*, 2453-2456.
- Goldberg, E. D. *Black Carbon in the Environment*; Wiley: New York, 1985.
- Hanning-Lee, M. A.; Brady, B. B.; Martin, L. R.; Syage, J. A. Ozone decomposition on alumina: Implications for solid rocket motor exhaust. *Geophys. Res. Lett.* **1996**, *23*, 1961-1964.
- Hanson, D. R.; Ravishankara, A. R. Reaction of ClONO₂ with HCl on NAT, NAD, and frozen sulfuric acid and hydrolysis of N₂O₅ and ClONO₂ on frozen sulfuric acid. *J. Geophys. Res.* **1993**, *98*, 22931-22936.
- Hanson, D. R.; Ravishankara, A. R. Response to "Comment on porosities of ice films used to simulate stratospheric cloud surfaces". *J. Phys. Chem.* **1993**, *97*, 2802-2803.
- Hanson, D. R.; Ravishankara, A. R.; Solomon, S. Heterogeneous reactions in sulfuric acid aerosols: A framework for model calculations. *J. Geophys. Res.* **1994**, *99*, 3615-3629.
- Hofmann, D. J.; Oltmans, S. J. The effect of stratospheric water vapor on the heterogeneous reaction rate of ClONO₂ and H₂O for sulfuric acid aerosol. *Geophys. Res. Lett.* **1992**, *22*, 2211-2214.
- Hu, J. H.; Shi, Q.; Davidovits, P.; Worsnop, D. R.; Zahniser, M. S.; Kolb, C. E. Relative uptake of Cl₂(g) and Br₂(g) by aqueous surfaces as a function of Br⁻ and I⁻ ion concentration: The effect of chemical reaction at the interface. *J. Phys. Chem.* **1995**, *99*, 8768-8776, doi:10.1021/j100021a050.
- Huthwelker, T.; Ammann, M.; Peter, T. The uptake of acidic gases on ice. *Chem. Rev.* **2006**, *106*, 1375-1444, doi:10.1021/cr020506v.
- Huthwelker, T.; Peter, T.; Juo, B. P.; Clegg, S. L.; Carshaw, K. S.; Brimblecombe, P. Solubility of HOCl in water and aqueous H₂SO₄ to stratospheric temperatures. *J. Atmos. Chem.* **1995**, *21*, 81-95.
- Jans, U.; Hoigne, J. Atmospheric water: transformation of ozone into OH-radical by sensitized photoreactions or black carbon. *Atmos. Environ.* **2000**, *34*, 1069-1085.
- Jayne, J. T.; Worsnop, D. R.; Kolb, C. E.; Swartz, E.; Davidovits, P. Uptake of gas-phase formaldehyde by aqueous acid surfaces. *J. Phys. Chem.* **1996**, *100*, 8015-8022, doi:10.1021/jp953196b.
- Keyser, L. F.; Leu, M.-T. *Micros. Res. Technol.* **1993**, *25*, 434-438.

- Keyser, L. F.; Leu, M.-T. Surface areas and porosities of ices used to simulate stratospheric clouds. *J. Colloid Interface Sci.* **1993**, *155*, 137-145.
- Keyser, L. F.; Leu, M.-T.; Moore, S. B. Comment on porosities of ice films used to simulate stratospheric cloud surfaces. *J. Phys. Chem.* **1993**, *97*, 2800-2801.
- Keyser, L. F.; Moore, S. B.; Leu, M. T. Surface reaction and pore diffusion in flow tube reactors. *J. Phys. Chem.* **1991**, *95*, 5496-5502.
- Kirchner, U.; Scheer, V.; Vogt, R. FTIR spectroscopic investigation of the mechanism and kinetics of the heterogeneous reactions of NO₂ and HNO₃ with soot. *J. Phys. Chem. A* **2000**, *104*, 8908-8915, doi:10.1021/jp0005322.
- Kolb, C. E.; Cox, R. A.; Abbatt, J. P. D.; Ammann, M.; Davis, E. J.; Donaldson, D. J.; Garrett, B. C.; George, C.; Griffiths, P. T.; Hanson, D. R.; Kulmala, M.; McFiggans, G.; Pöschl, U.; Riipinen, I.; Rossi, M. J.; Rudich, Y.; Wagner, P. E.; Winkler, P. M.; Worsnop, D. R.; O' Dowd, C. D. An overview of current issues in the uptake of atmospheric trace gases by aerosols and clouds. *Atmos. Chem. Phys.* **2010**, *10*, 10561-10605, doi:10.5194/acp-10-10561-2010.
- Kolb, C. E.; Worsnop, D. R.; Zahniser, M. S.; Davidovits, P.; Keyser, L. F.; Leu, M.-T.; Molina, M. J.; Hanson, D. R.; Ravishankara, A. R.; Williams, L. R.; Tolbert, M. A. Progress and Problems in Atmospheric Chemistry. In *Adv. Phys. Chem. Series*, 3; Barker, J. R., Ed., 1994; pp 771-875.
- Koop, T.; Kapilashrami, A.; Molina, L. T.; Molina, M. J. Phase transitions of sea-salt/water mixtures at low temperatures: Implications for ozone chemistry in the polar marine boundary layer. *J. Geophys. Res.* **2000**, *105*, 26393-26402.
- Michelangeli, D. V.; Allen, M.; Yung, Y. L. Heterogeneous reactions with NaCl in the El Chichon volcanic aerosols. *Geophys. Res. Lett.* **1991**, *18*, 673-676.
- Middlebrook, A. M.; Iraci, L. T.; McNeil, L. S.; Koehler, B. G.; Wilson, M. A.; Saastad, O. W.; Tolbert, M. A. Fourier transform-infrared studies of thin H₂SO₄/H₂O films: Formation, water uptake, and solid-liquid phase changes. *J. Geophys. Res.* **1993**, *98*, 20473-20481.
- Molina, M. J.; Zhang, R.; Woolridge, P. J.; McMahon, J. R.; Kim, J. E.; Chang, H. Y.; Beyer, K. D. Physical chemistry of the H₂SO₄/HNO₃/H₂O system: Implications for polar stratospheric clouds. *Science* **1993**, *261*, 1418-1423.
- Pueschel, R. F.; Blake, D. F.; Suetsinger, A. G.; Hansen, A. D. A.; Verma, S.; Kato, K. Black carbon (soot) aerosol in the low stratosphere and upper troposphere. *Geophys. Res. Lett.* **1992**, *19*, 1659-1662.
- Robinson, G. N.; Worsnop, D. R.; Jayne, J. T.; Kolb, C. E.; Davidovits, P. Heterogeneous reaction kinetics of N₂O₅ and ClONO₂ on cold, concentrated sulfuric acid droplets. *J. Geophys. Res.* **1997**, *102*, 3583-3601.
- Schumpe, A. The estimation of gas solubilities in salt-solutions. *Chem. Engineer. Sci.* **1993**, *48*, 153-158.
- Schwartz, S. E. Henry's law and sheep's tails. *Atmos. Environ.* **1988**, *22*, 2331-2332.
- Shi, Q.; Davidovits, P.; Jayne, J. T.; Kolb, C. E.; Worsnop, D. R. Kinetic model for reaction of ClONO₂ with H₂O and HCl and HOCl with HCl in sulfuric acid solutions. *J. Geophys. Res.* **2001**, *106*, 24259-24274.
- Sieg, K.; Starokozhev, E.; Schmidt, M. U.; Puttmann, W. Inverse temperature dependence of Henry's law coefficients for volatile organic compounds in supercooled water. *Chemosphere* **2009**, *77*, 8-14, doi:10.1016/j.chemosphere.2009.06.028.
- Smith, D. M.; Chughtai, A. R. The surface structure and reactivity of black carbon. *Colloids and Surfaces* **1995**, *105*, 47-77.
- Stadler, D.; Rossi, M. J. The reactivity of NO₂ and HONO on Name soot at ambient temperature: The influence of combustion conditions. *Phys. Chem. Chem. Phys.* **2000**, *2*, 5420-5429, doi:10.1039/b005680o.
- Toon, O.; Browell, E.; Gray, B.; Lait, L.; Livingston, J.; Newman, P.; Russell, R.; P., P.; Schoeberl, M.; Toon, G.; Traub, W.; Valero, F. P. J.; Selkirk, H.; Jordan, J. Heterogeneous reaction probabilities, solubilities, and the physical state of cold volcanic aerosols. *Science* **1993**, *261*, 1136-1140.
- Watson, L. R.; Doren, J. M. V.; Davidovits, P.; Worsnop, D. R.; Zahniser, M. S.; Kolb, C. E. Uptake of HCl molecules by aqueous sulfuric acid droplets as a function of acid concentration. *J. Geophys. Res.* **1990**, *95*, 5631-5638.
- Weisenberger, S.; Schumpe, A. Estimation of gas solubilities in salt solutions at temperatures from 273 K to 363 K. *AIChE Journal* **1996**, *42*, 298-300.
- Wolff, E. W.; Mulvaney, R. Reactions on sulphuric acid aerosol and on polar stratospheric clouds in the Antarctic stratosphere. *Geophys. Res. Lett.* **1991**, *18*, 1007-1010.
- Worsnop, D. R.; Fox, L. E.; Zahniser, M. S.; Wofsy, S. C. Vapor pressures of solid hydrates of nitric acid: Implications for polar stratospheric clouds. *Science* **1993**, *259*, 71-74.

- Zhang, R.; Wooldridge, P. J.; Molina, M. J. Vapor pressure measurements for the H₂SO₄/HNO₃/H₂O and H₂SO₄/HCl/H₂O systems: Incorporation of stratospheric acids into background sulfate aerosols. *J. Phys. Chem.* **1993**, *97*, 8541-8548.
- Zolensky, M. E.; McKay, D. S.; Kaczor, L. A. A tenfold increase in the abundance of large solid particles in the stratosphere, as measured over the period 1976-1984. *J. Geophys. Res.* **1989**, *94*, 1047-1056.

**Table 5-1. Mass Accommodation Coefficients (α) and Reversible Uptake Data
for Surfaces Other Than Soot**

Gaseous Species	Surface Type	Surface Composition	T(K)	α	Uncertainty Factor	Notes	
O	Water Ice	H ₂ O(s)	See Note	See Note		1	
	Sulfuric Acid	H ₂ SO ₄ ·nH ₂ O(l) (97 wt% H ₂ SO ₄)	298	See Note		2	
O ₃	Water Ice	H ₂ O(s)	195–262	>0.04		3	
	Liquid Water	H ₂ O(l)	275–300	≥1 × 10 ^{-2*}		4	
	Nitric Acid Ice	HNO ₃ ·3H ₂ O(s)	195	2.5 × 10 ^{-4†}	3	3	
	Sulfuric Acid	H ₂ SO ₄ ·nH ₂ O(l) (50–98 wt% H ₂ SO ₄)	193–295	See Note		5	
OH	Water Ice	H ₂ O(s)	205–253	>0.1		6	
	Liquid Water	H ₂ O(l)	275–300	≥1 × 10 ^{-2*}		7	
HO ₂	Liquid Water	H ₂ O(l)	275	> 0.02		8	
	Aqueous Salts and Sulfuric Acid	NH ₄ HSO ₄ (aq), LiNO ₃ (aq), H ₂ SO ₄ ·nH ₂ O, NaCl (aq), (NH ₄) ₂ SO ₄ (aq), KCl(aq)	293–298	> 0.4		8	
H ₂ O	Water Ice	H ₂ O(s)	<235	>0.2		9	
	Liquid Water	H ₂ O(l)	250–290	≥0.1*		10	
	Liquid Nitric Acid	HNO ₃ ·nH ₂ O(l)	278	>0.3		11	
	Nitric Acid Ice	HNO ₃ ·3H ₂ O(s)	197	See Note	1.3	12	
	Sulfuric Acid	H ₂ SO ₄ ·nH ₂ O (96 wt% H ₂ SO ₄)	298	> 2 × 10 ^{-3†}	1.3	13	
			(50 wt.% H ₂ SO ₄)	250–280	0.5	1.3	13
			(70 wt.% H ₂ SO ₄)	250–295	0.6		13
	Sodium Chloride	H ₂ SO ₄ ·nH ₂ O (82 wt.% H ₂ SO ₄)	270–300	0.85		13	
			NaCl(s)	~298	See Note		14
			NaCl(aq)	~299	See Note		15
H ₂ O ₂	Water Ice	H ₂ O(s)	213–238	See Note		16	
	Liquid Water	H ₂ O(l)	273	0.18*	2	17	
	Sulfuric Acid	H ₂ SO ₄ ·nH ₂ O(l) (96 wt% H ₂ SO ₄)	298	> 8 × 10 ^{-4†}		18	
NO	Water Ice	H ₂ O(s)	195	See Note		19	
	Sulfuric Acid	H ₂ SO ₄ ·nH ₂ O (70 wt% H ₂ SO ₄)	193–243	See Note		20	
			298	See Note		20	
NO ₂	Water Ice	H ₂ O(s)	195	See Note		21	
NO ₃	Liquid Water	H ₂ O(l)	273–293	≥ 2 × 10 ⁻³		22	
HONO	Water Ice	H ₂ O(s)	180–200	See Note		23	
HNO ₃	Water Ice	H ₂ O(s)	<200	>0.1		24	
	Liquid Water	H ₂ O(l)	250–300	≥0.05*		25	
	Nitric Acid Ice	HNO ₃ ·3H ₂ O(s)	191–200	0.4	2	26	
	Liquid Nitric Acid	HNO ₃ ·nH ₂ O(l)	278	0.6	2	27	
	Sulfuric Acid	H ₂ SO ₄ ·nH ₂ O(l)	191–200	>0.3	2	28	
			(57.7 wt% H ₂ SO ₄)	283	0.1		28
			(73 wt% H ₂ SO ₄)	230	>2 × 10 ⁻³		28
			(75 wt% H ₂ SO ₄)	295	>2.4 × 10 ⁻³		28
Sulfuric Acid Tetrahydrate	H ₂ SO ₄ ·4 H ₂ O(s)	~192	>0.02*		28		
HO ₂ NO ₂	Water Ice	H ₂ O(s)	200	0.1†	3	29	
	Sulfuric Acid	H ₂ SO ₄ ·nH ₂ O(l) (97 wt% H ₂ SO ₄)	298	See Note		30	
NH ₃	Water Ice	H ₂ O(s)	190	See Note		31	
	Liquid Water	H ₂ O(l)	260–300	≥0.05*		32	
CO ₂	Water Ice	H ₂ O(s)	209–263	See Note		33	
	Liquid Water	H ₂ O(l)	290–300	≥5 × 10 ⁻⁵		34	
CH ₃ OH	Water Ice	H ₂ O(s)	150–213	See Note		35	
	Liquid Water	H ₂ O(l)	260–291	0.12–0.02*	2	36	
CH ₃ CH ₂ OH	Water Ice	H ₂ O(s)	193–243	See Note		37	
	Liquid Water	H ₂ O(l)	260–292	≥2 × 10 ^{-2*}		38	
CH ₃ CH ₂ CH ₂ OH	Water Ice	H ₂ O(s)	228	See Note		39	
	Liquid Water	H ₂ O(l)	260–291	0.08–0.02*	2	40	
CH ₃ CH(OH)CH ₃	Liquid Water	H ₂ O(l)	260–291	0.10–0.02*	2	40	
HOCH ₂ CH ₂ OH	Liquid Water	H ₂ O(l)	260–291	0.13–0.04*	2	41	
CH ₃ O ₂	Sodium Chloride	NaCl(s)	296	>4 × 10 ⁻³		42	
CH ₃ OOH	Liquid Water	H ₂ O(l)	260–282	≥7 × 10 ^{-3*}		43	

Gaseous Species	Surface Type	Surface Composition	T(K)	α	Uncertainty Factor	Notes
CH ₂ O	Water Ice	H ₂ O(s)	198–268	See Note		44
	Liquid Water	H ₂ O(l)	260–270	0.04	3	45
	Sulfuric Acid	H ₂ O•mHNO ₃ •nH ₂ O(l)	235–300	0.04	3	45
CH ₃ CHO	Water Ice	H ₂ O(s)	120–233	See Note		46
	Liquid Water	H ₂ O(l)	267	>0.03*		47
CH(O)CH(O)	Liquid Water	H ₂ O(l)	260–285	$\geq 1 \times 10^{-2*}$		48
CH ₃ C(O)CH ₃	Water Ice	H ₂ O(s)	217–243	See Note		49
	Liquid Water	H ₂ O(l)	260–292	$\geq 2 \times 10^{-2*}$		50
CH ₂ (OH)C(O)CH ₃	Water Ice	H ₂ O(s)	233–253	See Note		51
CH ₃ C(O)CHO	Liquid Water	H ₂ O(l)	260–293	$\geq 1 \times 10^{-4*}$		52
CH ₃ OC(O)OCH ₃	Liquid Water	H ₂ O(l)	270–278	$\geq 2 \times 10^{-2*}$		53
HC(O)OH	Water Ice	H ₂ O(s)	187–221	See Note		54
	Liquid Water	H ₂ O(l)	260–291	0.10–0.02*	2	55
CH ₃ C(O)OH	Water Ice	H ₂ O(s)	193–245	See Note		56
	Liquid Water	H ₂ O(l)	258–292	$\geq 2 \times 10^{-2*}$		57
CH ₃ CO(O ₂)NO ₂	Water Ice	H ₂ O(s)	80–250	See Note		58
Cl ₂	Water Ice	H ₂ O(s)	200	See Note		59
OCIO	Water Ice	H ₂ O(s)	100,189, 200	See Note		60
HCl	Water Ice	H ₂ O(s)	<205	>0.1		61
	Liquid Water	H ₂ O(l)	260–295	$\geq 0.05^*$		62
	Nitric Acid Ice	HNO ₃ •3H ₂ O(s)	191–211	>0.3		63
	Sulfuric Acid	H ₂ SO ₄ •nH ₂ O(l) (n \geq 8, \leq 40 wt% H ₂ SO ₄)	284	0.15*	2	64
		H ₂ SO ₄ •nH ₂ O(l) (n<8, >40 wt% H ₂ SO ₄)	<243	>0.1		64
Tetrahydrate	H ₂ SO ₄ •4H ₂ O(s)	192–201	See Note		65	
ClONO ₂	Liquid Water	H ₂ O(l)	260–280	$\geq 0.05^*$		66
CCl ₃ CHO	Water Ice	H ₂ O(s)	208–228	See Note		67
CCl ₂ O	Liquid Water	H ₂ O(l)	260–290	See Note		68
CCl ₃ CClO	Liquid Water	H ₂ O(l)	260–290	See Note		68
HBr	Water Ice	H ₂ O(s)	200	>0.2		69
	Liquid Water	H ₂ O(l)	260–295	$\geq 0.05^*$		70
	Nitric Acid Ice	HNO ₃ •3H ₂ O(s)	200	>0.3		69
	Sulfuric Acid	H ₂ SO ₄ •nH ₂ O(l)(55-70wt% H ₂ SO ₄)	213	≥ 0.1		71
HOBr	Water Ice	H ₂ O(s)	190–239	See Note		72
	Liquid Water	H ₂ O(l)	298	0.6	1.5	73
	Sulfuric Acid	H ₂ SO ₄ in H ₂ O(l) (58 wt% H ₂ SO ₄)	228	>0.05‡		74
BrONO ₂	Liquid Water	H ₂ O(l)	260–280	$\geq 0.03^*$		75
	Sulfuric Acid	H ₂ SO ₄ in H ₂ O(l) (45-83 wt% H ₂ SO ₄)	230–300	0.8	1.5	76
CHBr ₃	Water Ice	H ₂ O(l)	220	See Note		77
	Sulfuric Acid	H ₂ SO ₄ •nH ₂ O(l) (97 wt% H ₂ SO ₄)	220	$>3 \times 10^{-3‡}$		77
BrCl	Liquid Water	H ₂ O(l)	270–285	$\geq 0.15^*$		78
I ₂	Liquid Water	H ₂ O(l)	270–293	$\geq 0.01^*$		79
HI	Water Ice	H ₂ O(s)	188–233	See Note		80
	Liquid Water	H ₂ O(l)	260–280	$\geq 0.05^*$		81
HOI	Sulfuric Acid	H ₂ SO ₄ •nH ₂ O(l)				82
		(40 wt% H ₂ SO ₄)	195	0.07	3	
		(40 wt% H ₂ SO ₄)	205	0.03	3	
		(40 wt% H ₂ SO ₄)	212	0.04	3	
		(50 wt% H ₂ SO ₄)	222–224	0.02	3	
		(70 wt% H ₂ SO ₄)	230–232	0.02	3	
(70 wt% H ₂ SO ₄)	252	0.02	3			
HF	Water Ice	H ₂ O(s)	200	See Note		83
	Nitric Acid Ice	HNO ₃ •3H ₂ O(s)	200	See Note		83
CF ₃ CH ₂ OH	Water Ice	H ₂ O(s)	208–228	See Note		84
CF ₃ CF ₂ CH ₂ OH	Water Ice	H ₂ O(s)	203–223	See Note		85
CF ₃ CF ₂ CF ₂ CH ₂ OH	Water Ice	H ₂ O(s)	203–223	See Note		86
CF ₃ CHO	Water Ice	H ₂ O(s)	208–228	See Note		87

Gaseous Species	Surface Type	Surface Composition	T(K)	α	Uncertainty Factor	Notes
CF ₂ O	Water Ice	H ₂ O(s)	192	See Note		88
	Liquid Water	H ₂ O(l)	260–290	See Note		68
	Nitric Acid Ice	HNO ₃ •3H ₂ O(s)	192	See Note		88
	Sulfuric Acid	H ₂ SO ₄ •nH ₂ O(l) (40 wt% H ₂ SO ₄) (60 wt% H ₂ SO ₄)	215–230	>3 × 10 ⁻⁶ ‡ >6 × 10 ⁻⁵ ‡		88 88
CF ₃ CFO	Liquid Water	H ₂ O(l)	260–290	See Note		68
CF ₃ C(O)OH	Water Ice	H ₂ O(s)	208–238	See Note		89
CF ₃ COOH	Liquid Water	H ₂ O(l)	263–288	0.2–0.1*	2	90
CF ₃ CClO	Liquid Water	H ₂ O(l)	260–290	See Note		68
SO ₂	Water Ice	H ₂ O(s)	190–238	See Note		91
	Liquid Water	H ₂ O(l)	260–298	≥0.12*	2	92
	Sulfuric Acid	H ₂ SO ₄ •nH ₂ O(l) (97 wt% H ₂ SO ₄)	298	See Note		93
H ₂ S	Liquid Water	H ₂ O(l)	260–298	≥0.05*		94
H ₂ SO ₄	Sulfuric Acid	H ₂ SO ₄ •nH ₂ O(l) (50–98 wt% H ₂ SO ₄)	200–300	0.7	1.4	95
CH ₃ S(O)CH ₃	Liquid Water	H ₂ O(l)	262–281	0.16–0.08*	2	96
CH ₃ S(O ₂)CH ₃	Liquid Water	H ₂ O(l)	262–281	0.27–0.08*	2	96
CH ₃ S(O ₂)OH	Liquid Water	H ₂ O(l)	260–283	≥0.1*		96

* Varies with T, see Notes

‡ May be affected by surface saturation

5.12 Notes to Table 5-1

1. **O on H₂O(s).** Murray and Plane¹ measured the uptake of O atoms on water ice at temperatures relevant to the upper mesosphere (112–151 K), where noctilucent clouds are present. Their results indicate that in the absence of oxygen molecules the uptake coefficient α is small (7×10^{-6}). They recommend the following expression: $\alpha = 7 \times 10^{-6} + 1.5 \times 10^{-10} \exp(11.4 \text{ kJ/mol/RT})$, with an uncertainty of $\pm 24\%$.

[Back to Table](#)

- (1) Murray, B. J.; Plane, M. C. The uptake of atomic oxygen on ice films: Implications for noctilucent clouds. *Phys. Chem. Chem. Phys.* **2003**, *107*, 4129-4138, doi:10.1039/b305555h.

2. **O on H₂SO₄•nH₂O.** Knudsen cell experiment of Baldwin and Golden¹ measured an uptake coefficient limit of $<10^{-6}$, this result probably cannot be equated with an accommodation coefficient due to surface saturation.

[Back to Table](#)

- (1) Baldwin, A. C.; Golden, D. M. Heterogeneous atmospheric reactions 2. Atom and radical reactions with sulfuric acid. *J. Geophys. Res.* **1980**, *85*, 2888-2889.

3. **O₃ on H₂O(s) and HNO₃•nH₂O.** Undoped ice surfaces saturate too quickly for reliable measurements. When ice is doped with Na₂SO₃ to chemically remove absorbed O₃ the apparent α increases to 1×10^{-2} (0.1 M) or up to 4×10^{-2} (1 M) (Dlugokencky and Ravishankara¹). Limit of $\gamma < 10^{-6}$ for undoped ice is consistent with earlier measurement by Leu³ of $\geq 1 \times 10^{-4}$ and with $< 6 \times 10^{-5}$ obtained by Kenner et al.² Dlugokencky and Ravishankara also measured the tabulated value of an uptake coefficient for O₃ on a NAT “like” surface, but the data were difficult to reproduce and the surfaces were not well characterized. Kenner et al. also measured a lower limit for an uptake coefficient of 8×10^{-5} on NAT at 183 K, but this measurement is also certainly limited by surface saturation.

[Back to Table](#)

- (1) Dlugokencky, E. J.; Ravishankara, A. R. Laboratory measurements of direct ozone loss on ice and doped-ice surfaces. *Geophys. Res. Lett.* **1992**, *19*, 41-44.
- (2) Kenner, R. D.; Plumb, I. C.; Ryan, K. R. Laboratory measurements of the loss of ClO on Pyrex, ice and NAT at 183 K. *Geophys. Res. Lett.* **1993**, *20*, 193-196.
- (3) Leu, M.-T. Heterogeneous reaction of N₂O₅ with H₂O and HCl on ice surfaces: implications for Antarctic ozone depletion. *Geophys. Res. Lett.* **1988**, *15*, 851-854.

4. **O₃ on H₂O(l).** Utter et al.⁹ used a wetted wall flow tube technique with various chemical scavengers to measure a lower limit for α of 2×10^{-3} . The stopped flow measurement technique using an SO₃²⁻ scavenger (Tang and Lee⁸) is subject to saturation effects, so their quoted α of 5.3×10^{-4} is also taken as a lower limit. Using a droplet train flow reactor Hu et al.¹ measured a value of ~ 0.1 at 277 K with I⁻ as a reactive scavenger, consistent with a more extensive droplet train flow reactor measurement by Magi et al.² yielding a value of ≥ 0.1 also using I⁻ as a reactive scavenger and with the aerosol flow tube work of Rouviere et al.⁵ that also obtained a value of > 0.1 at room temperature. Schurath et al.⁶ used a coaxial flow liquid jet to obtain a value of 4.5×10^{-3} at 298 K, probably limited by surface saturation although they also used I⁻ as a reactive scavenger. Müller and Heal³ obtained a value of 4×10^{-2} at 293 K in a wetted wall flow tube with S₂O₃²⁻ as a reactive scavenger. Schütze and Herrmann⁷ measured a lower limit of 2×10^{-2} at 298 K using a suspended droplet flow reactor method that also employed I⁻ as a reactive scavenger. It is highly likely that the mass accommodation coefficient for ozone on liquid water is ≥ 0.01 between ~ 275 and 300 K and may be significantly higher, although it is possible that interfacial reactions with near surface I⁻ bias some mass accommodation evaluations high because surface reactive uptake occurs in parallel with mass accommodation. Molecular dynamic simulations of O₃ uptake on water by Roeselová et al.⁴ indicate a mass accommodation coefficient of order 0.1.

[Back to Table](#)

- (1) Hu, J. H.; Shi, Q.; Davidovits, P.; Worsnop, D. R.; Zahniser, M. S.; Kolb, C. E. Reative uptake of Cl₂(g) and Br₂(g) by aqueous surfaces as a function of Br⁻ and I⁻ ion concentration: The effect of chemical reaction at the interface. *J. Phys. Chem.* **1995**, *99*, 8768-8776, doi:10.1021/j100021a050.

- (2) Magi, L.; Schweitzer, F.; Pallares, C.; Cherif, S.; Mirabel, P.; George, C. Investigation of the uptake rate of ozone and methyl hydroperoxide by water surfaces. *J. Phys. Chem. A* **1997**, *4*, 4943-4948.
- (3) Müller, B.; Heal, M. R. The mass accommodation coefficient of ozone on an aqueous surface. *Phys. Chem. Chem. Phys.* **2002**, *4*, 3365-3369, doi:10.1039/b202491h.
- (4) Roeselová, M.; Jungwirth, P.; Tobias, D. J.; Gerber, R. B. Impact, trapping, and accommodation of hydroxyl radical and ozone at aqueous salt aerosol surfaces. A molecular dynamics study. *J. Phys. Chem. B* **2003**, *107*, 12690-12699, doi:10.1021/jp030592i.
- (5) Rouvière, A.; Sosedova, Y.; Ammann, M. Uptake of ozone to deliquesced KI and mixed KI/NaCl aerosol particles. *J. Phys. Chem. A* **2010**, *114*, 7085-7093, doi:10.1021/jp103257d.
- (6) Schurath, U.; Bongartz, A.; Kames, J.; Wunderlich, C.; Carstens, T. In *Heterogeneous and Liquid Phase Processes. Transport and Chemical Transformation of Pollutants in the Troposphere*; Warneck, P., Ed.; Springer-Verlag: Berlin, 1996; Vol. 2; pp 182-189.
- (7) Schütze, M.; Herrmann, H. Determination of phase transfer parameters for the uptake of HNO₃, N₂O₅ and O₃ on single aqueous drops. *Phys. Chem. Chem. Phys.* **2002**, *4*, 60-67, doi:10.1039/b106078n.
- (8) Tang, I. N.; Lee, J. H. In *The Chemistry of Acid Rain*; Gordon, G. E., Johnson, R. W., Eds.; Am. Chem. Soc. Symp. Series, 1987; pp 109-117.
- (9) Utter, R. G.; Burkholder, J. B.; Howard, C. J.; Ravishankara, A. R. Measurement of the mass accommodation coefficient of ozone on aqueous surfaces. *J. Phys. Chem.* **1992**, *96*, 4973-4979.

5. O₃ on H₂SO₄·nH₂O. Flow tube measurements (Dlugokencky and Ravishankara²) of an uptake coefficient limit of <10⁻⁶ on both 50 and 97 wt% H₂SO₄ surfaces are consistent with earlier, but probably less quantitative, static systems measurements of Olszyna et al.⁵ and aerosol chamber measurements of Harker and Ho,³ who report uptake coefficients of the order 10⁻⁸ or less for a variety of sulfuric acid concentrations and temperatures. In these earlier experiments, doping the H₂SO₄ with Ni²⁺, Cr²⁺, Al³⁺, Fe³⁺, and NH₄⁺ (Olszyna et al.⁵) or Al₂O₃ or Fe₂O₃ (Harker and Ho³) did not significantly increase measured O₃ loss. An upper limit of 1 × 10⁻⁶ was also reported by Baldwin and Golden¹ for 97 wt% H₂SO₄ at 295 K. Il'in et al.⁴ performed static tube reactor measurements on 98 wt.% sulfuric acid at 239, 258, 273 K measuring uptake coefficients between 1.2 and 1.75 × 10⁻⁶. Although these measurements are slightly larger than the limits in the other studies, uptake values this small are extremely hard to quantify and these measurements are not seen to be in serious disagreement with other studies finding slightly lower upper limits. All measurements are subject to solubility limitations and probably do not reflect true limits on mass accommodation.

[Back to Table](#)

- (1) Baldwin, A. C.; Golden, D. M. Heterogeneous atmospheric reactions: Sulfuric acid aerosols as tropospheric sinks. *Science* **1979**, *206*, 562-563.
- (2) Dlugokencky, E. J.; Ravishankara, A. R. Laboratory measurements of direct ozone loss on ice and doped-ice surfaces. *Geophys. Res. Lett.* **1992**, *19*, 41-44.
- (3) Harker, A. B.; Ho, W. W. Heterogeneous ozone decomposition on sulfuric acid surfaces at stratospheric temperatures. *Atmos. Environ.* **1979**, *13*, 1005-1010.
- (4) Il'in, S. D.; Selikhonovich, V. V.; Gershenson, Y. M.; Rozenshtein, V. B. Study of heterogeneous ozone loss on materials typical of atmospheric aerosol species. *Sov. J. Chem. Phys.* **1991**, *8*, 1858-1880.
- (5) Olszyna, K.; Cadle, R. D.; dePena, R. G. Stratospheric heterogeneous decomposition of ozone. *J. Geophys. Res.* **1979**, *84*, 1771-1775.

6. OH on H₂O(s). Cooper and Abbatt¹ analyzed uptake rates in a wall-coated flow tube to determine an initial $\gamma \sim 0.1$ over the temperature range of 205–230 K. Uptake coefficients decreased at longer exposure times, indicating surface saturation. These data indicate that α is at least 0.1 and possibly much larger. This is confirmed by an earlier experiment using a coated insert/flow tube technique by Gershenzon et al.,² which yielded $\alpha > 0.4$ at 253 K.

[Back to Table](#)

- (1) Cooper, P. L.; Abbatt, J. P. D. Heterogeneous interactions of OH and HO₂ radicals with surfaces characteristic of atmospheric particulate matter. *J. Phys. Chem.* **1996**, *100*, 2249-2254.
- (2) Gershenzon, Y. M.; Ivanov, A. V.; Kucheryavyi, S. I.; Rozenshtein, V. B. Anihilation of OH radicals on the surfaces of substances chemically similar to atmospheric aerosol particles. *Kinet. Katal.* **1986**, *27*, 1069-1074.

7. **OH on H₂O(l).** A lower limit of α on pure water of 3.5×10^{-3} at 275 K was determined by Hanson et al.¹ using a liquid-wall flow tube. Takami et al.⁴ using a gas/liquid impinging flow technique obtained a pure water value near pH 7 at 293 K of $(4.2 \pm 2.8) \times 10^{-3}$ while values 2 to 3 times higher were obtained for acid (pH=1) and basic (pH=10–13) aqueous solutions; a value of $(1.1 \pm 0.4) \times 10^{-2}$ was obtained when benzoic acid was added as a radical scavenger. Takami et al. also observed that uptake for pure water solutions decreased with gas/liquid contact times, indicating a saturation limitation and explaining the higher uptake values observed for solutions with H⁺, OH⁻, or benzoic acid reactive scavengers. Based on these experimental results a value of $\alpha \geq 0.1$ is suggested. This recommendation is consistent with molecular dynamics calculations by Roeselová et al.^{2,3} who first published simulation values at room temperature 0.2 to 0.3, but later reported a value of 0.83 at 300 K using revised intermolecular potentials.

[Back to Table](#)

- (1) Hanson, D. R.; Burkholder, J. B.; Howard, C. J.; Ravishankara, A. R. Measurement of OH and HO₂ radical uptake coefficients on water and sulfuric acid surfaces. *J. Phys. Chem.* **1992**, *96*, 4979-4985.
- (2) Roeselová, M.; Jungwirth, P.; Tobias, D. J.; Gerber, R. B. Impact, trapping, and accommodation of hydroxyl radical and ozone at aqueous salt aerosol surfaces. A molecular dynamics study. *J. Phys. Chem. B* **2003**, *107*, 12690-12699, doi:10.1021/jp030592i.
- (3) Roeselová, M.; Vieceli, J.; Dang, L. X.; Garrett, B. C.; Tobias, D. J. Hydroxyl radical at the air-water interface. *J. Am. Chem. Soc.* **2004**, *126*, 16308-16309, doi:10.1021/ja045552m.
- (4) Takami, A.; Kato, S.; Shimono, A.; Koda, S. Uptake coefficient of OH radical on aqueous surface. *Chem. Phys.* **1998**, *231*, 215-227.

8. **HO₂ on H₂O(l), aqueous salt solutions and H₂SO₄·nH₂O.** Determination of α in liquid-wall flow tube (Hanson et al.²) is dependent on gas-phase diffusion corrections; measured limit ($\alpha > 0.02$) is consistent with $\alpha = 1$. In the aqueous salt aerosol measurements of Mozurkewich et al.,³ HO₂ was chemically scavenged by Cu⁺⁺ from added CuSO₄ to avoid Henry's law constraints; the measured limit of >0.2 is also consistent with $\alpha = 1$. Thornton and Abbatt⁶ and Taketani et al.^{4,5} have raised the upper limit to the mass accommodation coefficient to >0.4 for Cu⁺⁺ doped aqueous particles composed of sulfuric acid, ammonium sulfate, sodium chloride and potassium chloride, for relative humidities between 35 and 75% at room temperature. George et al.¹ report a value of >0.1 for copper-doped salt solutions as measured at low HO₂ gas phase concentrations in an aerosol flow tube reactor. This is consistent with the mass accommodation coefficient inferred by prior studies.

[Back to Table](#)

- (1) George, I. J.; Matthews, P. S. J.; Whalley, L. K.; Brooks, B.; Goddard, A.; Baeza-Romero, M. T.; Heard, D. E. Measurements of uptake coefficients for heterogeneous loss of HO₂ onto submicron inorganic salt aerosols. *Phys. Chem. Chem. Phys.* **2013**, *15*, 12829-12845, doi:10.1039/c3cp51831k.
- (2) Hanson, D. R.; Burkholder, J. B.; Howard, C. J.; Ravishankara, A. R. Measurement of OH and HO₂ radical uptake coefficients on water and sulfuric acid surfaces. *J. Phys. Chem.* **1992**, *96*, 4979-4985.
- (3) Mozurkewich, M.; McMurray, P. H.; Gupta, A.; Calvert, J. G. Mass accommodation coefficient for HO₂ radicals on aqueous particles. *J. Geophys. Res.* **1987**, *92*, 4163-4170.
- (4) Taketani, F.; Kanaya, Y.; Akimoto, H. Kinetics of heterogeneous reactions of HO₂ radical at ambient concentration levels with (NH₄)₂SO₄ and NaCl aerosol particles. *J. Phys. Chem. A* **2008**, *112*, 2370-2377, doi:10.1021/jp0769936.
- (5) Taketani, F.; Kanaya, Y.; Akimoto, H. Heterogeneous loss of HO₂ by KCl, synthetic sea salt, and natural seawater aerosol particles. *Atmos. Environ.* **2009**, *43*, 1660-1665, doi:10.1016/j.atmosenv.2008.12.010.
- (6) Thornton, J. A.; Abbatt, J. P. D. Measurements of HO₂ uptake to aqueous aerosol: Mass accommodation coefficients and net reactive loss. *J. Geophys. Res.* **2005**, *110*, D08309, doi:10.1029/2004JD005402.

9. **H₂O on H₂O(s).** Uptake coefficient measurements are available from Leu⁵ (0.3 (+0.7, -0.1)) at 200 K, Haynes et al.⁴ (1.06 ± 0.1 to 0.65 ± 0.08 from 20 to 185 K), Brown et al.¹ (0.99 ± 0.03 between 85 and 150 K and 0.97 ± 0.10 between 97 and 145 K), Fluckiger et al.³ (0.43 at 200 K using D₂O¹⁸), and Magee et al.⁶ (0.006 at 223 K using levitated particles, in a wind tunnel). Uptake coefficients measured by Delval et al.² and Pratte et al.,⁸ that should be viewed as lower limits to the mass accommodation coefficient, show a strong negative temperature dependence consistent with a precursor adsorption model; values are about 0.1

at 200 K. The sticking coefficient of D₂O on ice at a translational energy of 69 kJ/mole has been measured under ultrahigh vacuum conditions to be close to unity, consistent with other measurements (Hundt et al.⁷). At higher temperatures, Skrotzki et al.⁹ have measured the growth of ice particles formed by deposition nucleation from 190 to 235 K in a large, cooled cloud chamber where supersaturations are generated by pressure expansion. Ice crystal number density and size, and ice water content are monitored. By comparing microphysical models to measured ice properties, the mass accommodation coefficient has been inferred to be 0.7(+0.3/-0.5), independent of temperature and particle size indicating that there is not a significant kinetic barrier to the uptake of water over these temperatures. The lower value measured by Magee et al. at elevated temperatures is not consistent with this report.

[Back to Table](#)

- (1) Brown, D. E.; George, S. M.; Huang, C.; Wong, E. K. L.; Rider, K. B.; Smith, R. S.; Kay, B. D. H₂O condensation coefficient and refractive index for vapor-deposited ice from molecular beam and optical interference measurements. *J. Phys. Chem.* **1996**, *100*, 4988-4995.
- (2) Delval, C.; Rossi, M. J. The kinetics of condensation and evaporation of H₂O from pure ice in the range 173-223 K: a quartz crystal microbalance study. *Phys. Chem. Chem. Phys.* **2004**, *6*, 4665-4676, doi:10.1039/b409995h.
- (3) Fluckiger, B.; Rossi, M. J. Common precursor mechanism for the heterogeneous reaction of D₂O, HCl, HBr, and HOBr with water ice in the range 170-230 K: Mass accommodation coefficients on ice. *J. Phys. Chem. A* **2003**, *107*, 4103-4115, doi:10.1021/jp021956u.
- (4) Haynes, D. R.; Tro, N. J.; George, S. M. Condensation and evaporation of H₂O on ice surfaces. *J. Phys. Chem.* **1992**, *96*, 8502-8509.
- (5) Leu, M.-T. Laboratory studies of sticking coefficients and heterogeneous reactions important in the Antarctic stratosphere. *Geophys. Res. Lett.* **1988**, *15*, 17-20.
- (6) Magee, N.; Moyle, A. M.; Lamb, D. Experimental determination of the deposition coefficient of small cirrus-like ice crystals near-50 °C. *Geophys. Res. Lett.* **2006**, *33*, L17813, doi:10.1029/2006GL026665.
- (7) Morten Hundt, P.; Bisson, R.; Beck, R. D. The sticking probability of D₂O-water on ice: Isotope effects and the influence of vibrational excitation. *J. Chem. Phys.* **2012**, *137*, 074701, doi:10.1063/1.4742914.
- (8) Pratte, P.; van den Bergh, H.; Rossi, M. J. The kinetics of H₂O vapor condensation and evaporation on different types of ice in the range 130-210 K. *J. Phys. Chem. A* **2006**, *110*, 3042-3058, doi:10.1021/jp053974s.
- (9) Skrotzki, J.; Connolly, P.; Schnaiter, M.; Saathoff, H.; Möhler, O.; Wagner, R.; Niemand, M.; Ebert, V.; Leisner, T. The accommodation coefficient of water molecules on ice – cirrus cloud studies at the AIDA simulation chamber. *Atmos. Chem. Phys.* **2013**, *13*, 4451-4466, doi:10.5194/acp-13-4451-2013.

10. H₂O on H₂O(l). Because the uptake of water vapor on and evaporation of water from liquid water are fundamental processes that are linked by microscopic reversibility and play extremely important roles in cloud physics, they have been the subject of over 75 published experimental studies spanning over eight decades. Many of these studies were reviewed by Marek and Staub,⁷ who note values of α deduced from these experiments range from ~0.001 to 1.0, with experiments involving growing water drops tending to higher values. Recently published experiments support values near the higher end of the range. Shaw and Lamb⁸ used an electrodynamic droplet levitation cell to make simultaneous ice nucleation/water droplet evaporation rate observations to deduce a range of $0.04 < \alpha < 0.1$ at 237 K. Li et al.⁵ used a droplet train flow reactor to measure the uptake of small excesses of H₂¹⁷O on water droplets that were in equilibrium with the surrounding normal water vapor, deducing a value of 0.17 ± 0.03 at 280 K that increased to 0.32 ± 0.04 at 258 K. Winkler et al.¹¹ used Mie scattering analyses of the growth of freshly nucleated droplets in an expansion chamber to deduce $0.4 < \alpha < 1.0$ over a temperature range of 270 to 290 K and $0.8 < \alpha < 1.0$ for 250–270 K. Voigtländer et al.¹⁰ analyzed droplet growth in a laminar diffusion flow reactor to estimate $0.3 < \alpha < 1.0$ at 275–277 K. Saykally, Cohen, and co-workers^{1,3,9} performed a series of evaporation experiments from liquid jets and jet breakup droplet trains in very low-pressure reactors that approximate free evaporation conditions. Their studies of H/D isotope fraction in vapor from D₂O doped water jets yielded estimates of $\sim 0.15 < \alpha < \sim 0.3$ for the temperature range of 255–295 K.¹ Further experiments with jet break-up droplet trains produced an estimate of $\alpha = 0.62 \pm 0.09$ for H₂O between 245 and 298 K⁹ and $\alpha = 0.57 \pm 0.06$ for D₂O between 255 and 295 K.³ Maerefat and coworkers used a unique shock tube

method to study the time resolved evolution of water film thickness on a window surface to estimate that $\alpha = 0.35$ over the temperature range 297.1–299.1 K.⁶ Jakubczyk and co-workers applied an atmospheric pressure single droplet evaporation electrodynamic trap technique^{4,13,14} and a continuum vapor diffusion and heat transfer model, which they argue is more complete than that employed by Winkler et al.¹² and Voigtländer et al.¹⁰ When applied to temperature dependant data Jakubczyk and co-workers report $\alpha = 0.13 \pm 0.01$ at 293.1 K increasing to 0.18 ± 0.05 at 273.1 K,¹⁴ in close agreement with magnitude and temperature dependence reported by Li et al.⁵ Given the results from this wide range of experiments, it seems clear that mass accommodation values of water vapor on liquid water for temperatures below 295 K must exceed 0.1. The Li et al. and Winkler et al. experiments are further discussed in Davidovits et al.,² which notes that reasons for the differences in their deduced values are not yet understood.

[Back to Table](#)

- (1) Cappa, C. D.; Drisdell, W. S.; Smith, J. D.; Saykally, R. J.; Cohen, R. C. Isotope fractionation of water during evaporation without condensation. *J. Phys. Chem. B* **2005**, *109*, 24391-24400, doi:10.1021/jp0539066.
- (2) Davidovits, P.; Worsnop, D. R.; Jayne, J. T.; Kolb, C. E.; Winkler, P.; Vrtala, A.; Wagner, P. E.; Kulmala, M.; Lehtinen, K. E. J.; Vessala, T.; Mozurkewich, M. Mass accommodation coefficient of water vapor on liquid water. *Geophys. Res. Lett.* **2004**, *31*, L22111, doi:10.1029/2004GRL020835.
- (3) Drisdell, W. S.; Cappa, C. D.; Smith, J. D.; Saykally, R. J.; Cohen, R. C. Determination of the evaporation coefficient of D₂O. *Atmos. Chem. Phys.* **2008**, *8*, 6699-6706.
- (4) Jakubczyk, D.; Zientara, M.; Kolwas, K.; Kolwas, M. Temperature dependence of evaporation coefficient for water measured in droplets in nitrogen under atmospheric pressure. *J. Atmos. Sci.* **2007**, *64*, 996-1004, doi:10.1175/JAS3860.1.
- (5) Li, Y. Q.; Davidovits, P.; Shi, Q.; Jayne, J. T.; Kolb, C. E.; Worsnop, D. R. Mass and thermal accommodation coefficients of H₂O(g) on liquid water as a function of temperature. *J. Phys. Chem. A* **2001**, *105*, 10627-10634, doi:10.1021/jp012758q.
- (6) Maerefat, M.; Akamatsu, T.; Fujikawa, S. Non-equilibrium condensation of water and carbontetrachloride vapor in a shock tube. *Experiments in Fluids* **1990**, *9*, 345-351.
- (7) Marek, R.; Straub, J. Analysis of the evaporation coefficient and the condensation coefficient of water. *Int. J. Heat Mass Transfer* **2001**, *44*, 39-53.
- (8) Shaw, R. A.; Lamb, D. Experimental determination of the thermal accommodation and condensation coefficients of water. *J. Chem. Phys.* **1999**, *111*, 10659-10663.
- (9) Smith, J. D.; Cappa, C. D.; Drisdell, W. S.; Cohen, R. C.; Saykally, R. J. Raman thermometry measurements of free evaporation from liquid water droplets. *J. Am. Chem. Soc.* **2006**, *128*, 12892 - 12898, doi:10.1021/ja063579v.
- (10) Voigtländer, J.; Stratmann, F.; Niedermeier, D.; Wex, H.; Kiselev, A. Mass accommodation coefficient of water: A combined computational fluid dynamics and experimental data analysis. *J. Geophys. Res.* **2007**, *112*, D20208, doi:10.1029/2007JD008604.
- (11) Winkler, P.; Vrtala, A.; Wagner, P. E.; Kulmala, M.; Lehtinen, K. E. J.; Vesala, T. Mass and thermal accommodation during gas-liquid condensation of water. *Phys. Rev. Lett.* **2004**, *93*, 075701, doi: 10.1103/Phys.Rev.Lett93.075701.
- (12) Winkler, P. M.; Vrtala, A.; Rudolf, R.; Wagner, P. E.; Riipinen, I.; Vesala, T.; Lehtinen, K. E. J.; Viisanen, Y.; Kulmala, M. Condensation of water vapor: Experimental determination of mass and thermal accommodation coefficients. *J. Geophys. Res.* **2006**, *111*, D19202, doi:10.1029/2006JD007194.
- (13) Zientara, M.; Jakubczyk, D.; Derkachov, G.; Kolwas, K.; Kolwas, M. Simultaneous determination of mass and thermal accommodation coefficients from temporal evolution of an evaporating water microdroplet. *Journal of Physics D: Applied Physics* **2005**, *38*, 1978-1983.
- (14) Zientara, M.; Jakubczyk, D.; Kolwas, K.; Kolwas, M. Temperature dependence of the evaporation coefficient of water in air and nitrogen under atmospheric pressure: Study in water droplets. *J. Phys. Chem. A* **2008**, *112*, 5152-5158, doi:10.1021/jp7114324.

11. **H₂O on HNO₃/H₂O(l).** Rudolf and Wagner¹ used aerosol expansion chamber techniques to illustrate that α on liquid water/nitric acid aerosols is greater than 0.3 and is consistent with 1.0 at 278 K. Experiments are similar to those at Winkler et al.,² supersaturated vapor may lead to a larger value of α than found for near equilibrium conditions.

[Back to Table](#)

- (1) Rudolf, R.; Wagner, P. E. Experimental study of condensational particle growth in nitric acid-water vapor mixtures at nearly ambient pressures and temperatures. *J. Aerosol Sci.* **1994**, *25*, 597-598.
- (2) Winkler, P.; Vrtala, A.; Wagner, P. E.; Kulmala, M.; Lehtinen, K. E. J.; Vesala, T. Mass and thermal accommodation during gas-liquid condensation of water. *Phys. Rev. Lett.* **2004**, *93*, 075701, doi: 10.1103/Phys.Rev.Lett93.075701.
- 12. H₂O on HNO₃•nH₂O(s).** Middlebrook et al.¹ measured an uptake coefficient of 0.002 for water vapor co-depositing with nitric acid over NAT at 197 K.
[Back to Table](#)
- (1) Middlebrook, A. M.; Koehler, B. G.; McNeill, L. S.; Tolbert, M. A. Formation of model polar stratospheric cloud films. *Geophys. Res. Lett.* **1992**, *19*, 2417-2420.
- 13. H₂O on H₂SO₄•nH₂O.** Baldwin and Golden¹ using a Knudsen cell measured $\sim 2 \times 10^{-3}$ at 96 wt%, which is strongly affected by surface saturation (see Note for H₂O₂ on H₂SO₄•nH₂O). Gershenson et al.² used a droplet train flow reactor to measure the uptake of H₂¹⁷O on 50 wt% sulfuric acid from 250 to 278 K, on 70 wt% from 250 to 295 K, and on 82 wt% from 272 to 298 K. Measured mass accommodation coefficients range from 0.4 to 0.9, increasing with acid wt% and decreasing temperature.
[Back to Table](#)
- (1) Baldwin, A. C.; Golden, D. M. Heterogeneous atmospheric reactions: Sulfuric acid aerosols as tropospheric sinks. *Science* **1979**, *206*, 562-563.
- (2) Gershenson, M.; Davidovits, P.; Williams, L. R.; Shi, Q.; Jayne, J. T.; Kolb, C. E.; Worsnop, D. Uptake of H₂¹⁷O(g) and D₂O(g) by aqueous sulfuric acid droplets. *J. Phys. Chem. A* **2004**, *106*, 1567-1573, doi:10.1021/jp036402l.
- 14. H₂O on NaCl(s).** Fenter et al.³ used Knudsen cell/mass spectrometry methods to measure $\gamma < 2 \times 10^4$ for H₂O(g) uptake on NaCl powders, an observation confirmed by Beichert and Finlayson-Pitts,¹ who found $\gamma < 1 \times 10^{-5}$. However, Dai et al.² used FTIR spectroscopy on NaCl crystallite films at 240 and 296 K to determine that a water adlayer does adhere to dry salt and that a small fraction of surface sites (<1%) cause H₂O dissociation. It is likely that the measurements of Fenter et al. and Beichert and Finlayson-Pitts were affected by surface saturation.
[Back to Table](#)
- (1) Beichert, P.; Finlayson-Pitts, B. J. Knudsen cell studies of the uptake of gaseous HNO₃ and other oxides of nitrogen on solid NaCl. The role of surface absorbed water. *J. Phys. Chem.* **1996**, *100*, 15218-15228.
- (2) Dai, D. J.; Peters, S. J.; Ewing, G. E. Water absorption and dissociation on NaCl surfaces. *J. Phys. Chem.* **1995**, *99*, 10,299-210,304.
- (3) Fenter, F. F.; Caloz, F.; Rossi, M. J. Kinetics of nitric acid uptake by salt. *J. Phys. Chem.* **1994**, *98*, 9801-9810, doi:10.1021/j100090a014.
- 15. H₂O on NaCl(aq).** Fung et al.¹ used Mie resonance scattering techniques to quantify aqueous NaCl droplet growth (5.8 to 7.8 μ m), yielding fitted values of $\alpha > 0.5$ and consistent with 1.0. Such droplet growth measurements require modeling of heat and mass transfer and may not correspond to atmospheric conditions near vapor/liquid equilibrium.
[Back to Table](#)
- (1) Fung, K. N.; Tang, I. N.; Munkelwitz, H. R. Study of condensational growth of water droplets by Mie resonance spectroscopy. *Appl. Opt.* **1987**, *26*, 1282-1287.
- 16. H₂O₂ on H₂O(s).** The uptake of H₂O₂ on ice surfaces has been studied by Clegg and Abbatt¹ who measured relatively small, reversible uptake between 213 and 238 K in a coated-wall flow tube experiment. The uptake scaled linearly with partial pressure and there was a weak temperature dependence, increasing with increasing temperature. By contrast, using the same flow tube technique but with a more direct H₂O₂ detection technique, values reported by Crowley and co-workers² are several orders of magnitude higher. A value of $K_{\text{part}} = 2.1 \times 10^{-5} \exp(3800/T)$ cm is reported. Although the source of discrepancy between

these studies is not clear, the later study by Crowley and co-workers is preferred by virtue of the more direct detection technique.

[Back to Table](#)

- (1) Clegg, S. M.; Abbatt, J. P. D. Uptake of SO₂, H₂O₂ and oxygenated organics by ice surfaces under conditions of the free troposphere. *J. Phys. Chem. A* **2001**, *105*, 6630-6636.
- (2) Pouvesle, N.; Kippenberger, M.; Schuster, G.; Crowley, J. N. The interaction of H₂O₂ with ice surfaces between 203 and 233 K. *Phys. Chem. Chem. Phys.* **2010**, *12*, 15544-15550, doi:10.1039/c0cp01656j.

- 17. H₂O₂ on H₂O(l).** Measured accommodation coefficient (Worsnop et al.¹) has a strong negative temperature dependence over the measured range of 260–292 K, with $\alpha = 0.3$ at 260 K decreasing to 0.1 at 292 K.

[Back to Table](#)

- (1) Worsnop, D. R.; Zahniser, M. S.; Kolb, C. E.; Gardner, J. A.; Watson, L. R.; Doren, J. M. V.; Jayne, J. T.; Davidovits, P. Temperature dependence of mass accommodation of SO₂ and H₂O₂ on aqueous surfaces. *J. Phys. Chem.* **1989**, *93*, 1159-1172, doi:10.1021/j100340a027.

- 18. H₂O₂ on H₂SO₄·nH₂O.** Knudsen cell uptake measurements are subject to surface saturation, thus uptake coefficient value of 7.8×10^{-4} quoted by Baldwin and Golden¹ is almost certainly a lower limit for α . This effect is probably also responsible for the lack of measured uptake ($\gamma < 10^{-6}$) for NO, NO₂, SO₂, Cl₂, and other species reported in this reference and Baldwin and Golden.²

[Back to Table](#)

- (1) Baldwin, A. C.; Golden, D. M. Heterogeneous atmospheric reactions: Sulfuric acid aerosols as tropospheric sinks. *Science* **1979**, *206*, 562-563.
- (2) Baldwin, A. C.; Golden, D. M. Heterogeneous atmospheric reactions 2. Atom and radical reactions with sulfuric acid. *J. Geophys. Res.* **1980**, *85*, 2888-2889.

- 19. NO on H₂O(s).** NO data (Leu² and Saastad et al.³) are subject to the same concerns as NO₂. See Note for NO₂ on H₂O(s). Using a radioactive tracer in a chromatographic technique, the adsorption enthalpy has been measured to be –20 kJ/mole by Bartels-Rausch et al.¹

[Back to Table](#)

- (1) Bartels-Rausch, T.; Eichler, B.; Zimmermann, P.; Gaggeler, H. W.; Ammann, M. The adsorption enthalpy of nitrogen oxides on crystalline ice. *Atmos. Chem. Phys.* **2002**, *2*, 235-247.
- (2) Leu, M.-T. Heterogeneous reaction of N₂O₅ with H₂O and HCl on ice surfaces: implications for Antarctic ozone depletion. *Geophys. Res. Lett.* **1988**, *15*, 851-854.
- (3) Saastad, O. W.; Ellerman, T.; Nielson, C. J. On the adsorption of NO and NO₂ on cold H₂O/H₂SO₄ surfaces. *Geophys. Res. Lett.* **1993**, *20*, 1191-1193.

- 20. NO on H₂SO₄·nH₂O.** See Notes for H₂O₂ on H₂SO₄·nH₂SO₄ and NO₂ on H₂SO₄·nH₂O. NO is subject to the same concerns as NO₂ for both reported measurements (Saastad et al.² and Baldwin and Golden¹).

[Back to Table](#)

- (1) Baldwin, A. C.; Golden, D. M. Heterogeneous atmospheric reactions: Sulfuric acid aerosols as tropospheric sinks. *Science* **1979**, *206*, 562-563.
- (2) Saastad, O. W.; Ellerman, T.; Nielson, C. J. On the adsorption of NO and NO₂ on cold H₂O/H₂SO₄ surfaces. *Geophys. Res. Lett.* **1993**, *20*, 1191-1193.

- 21. NO₂ on H₂O(s).** In the absence of a chemical sink, Leu² measured no sustained uptake of NO₂ on ice yielding an apparent $\alpha < 1 \times 10^{-4}$. Saastad et al.³ measured a lower limit of 5×10^{-5} for temperatures between 193 and 243 K. However these values are probably influenced by surface saturation. Using a radioactive tracer in a chromatographic technique, the adsorption enthalpy has been measured to be –22 kJ/mole by Bartels-Rausch et al.¹

[Back to Table](#)

- (1) Bartels-Rausch, T.; Eichler, B.; Zimmermann, P.; Gaggeler, H. W.; Ammann, M. The adsorption enthalpy of nitrogen oxides on crystalline ice. *Atmos. Chem. Phys.* **2002**, *2*, 235-247.
- (2) Leu, M.-T. Heterogeneous reaction of N₂O₅ with H₂O and HCl on ice surfaces: implications for Antarctic ozone depletion. *Geophys. Res. Lett.* **1988**, *15*, 851-854.
- (3) Saastad, O. W.; Ellerman, T.; Nielson, C. J. On the adsorption of NO and NO₂ on cold H₂O/H₂SO₄ surfaces. *Geophys. Res. Lett.* **1993**, *20*, 1191-1193.

22. NO₃ on H₂O(l). Rudich et al.² analyzed uptake on KI solutions as a function of [I⁻] at 273 K. This work suggested that $\alpha > 0.04$, but this result may be biased due to reactive uptake by interfacial I⁻. Potentially smaller estimates of α were suggested by the work of Thomas et al. as quoted in Mihelcic et al.¹ at 293 K on pure water and Thomas et al.,⁴ on 293 K 0.1 M NaCl solutions, which reported uptake coefficients of 2.5×10^{-3} and 2×10^{-3} , respectively. Schütze and Herrmann³ used a single suspended droplet flow reactor technique and the resistor model to analyze uptake data on aqueous Alizarin Red S dye and NaCl solutions to estimate a 293 K value of $\alpha = 4.2 (+2.2, -1.7) \times 10^{-3}$, consistent with the limits suggested by Thomas and co-workers. However, their data do not rule out possible surface reactions with either interfacial Cl⁻ or Alizarin Red S. A lower limit of 2×10^{-3} for 273–293 K is recommended.

[Back to Table](#)

- (1) Mihelcic, D.; Klemp, D.; Müsgen, P.; Pätz, H. W.; Volz-Thomas, A. Simultaneous measurements of peroxy and nitrate radicals at Schauinsland. *J. Atmos. Chem.* **1993**, *16*, 313-335.
- (2) Rudich, Y.; Talukdar, R. K.; Imamura, T.; Fox, R. W.; Ravishankara, A. R. Uptake of NO₃ on KI solutions: Rate coefficient for the NO₃ + I⁻ reaction and gas-phase diffusion coefficient for NO₃. *Chem. Phys. Lett.* **1996**, *261*, 467-473.
- (3) Schütze, M.; Herrmann, H. Uptake of the NO₃ radical on aqueous surfaces. *J. Atmos. Chem.* **2005**, *52*, 1-18, doi:10.1007/s10874-005-6153-8.
- (4) Thomas, K.; Volz-Thomas, A.; Mihelcic, D.; Smit, H. G. J.; Kley, D. On the exchange of NO₃ radicals with aqueous solutions: Solubility and sticking coefficient. *J. Atmos. Chem.* **1998**, *29*, 17-43.

23. HONO on H₂O(s). Fenter and Rossi³ measured reversible uptake on water ice between 180 and 200 K using a Knudsen cell technique. An initial uptake coefficient of 1×10^{-3} suggests that α equals or exceeds this value. Chu et al.² used a cylindrical flow reactor to measure the uptake coefficient as a function of temperature, obtaining values ranging from 3.7×10^{-3} at 178 K to 6.4×10^{-4} at 200 K, in good agreement with the results of Fenter and Rossi. On the other hand, Chu et al. report significantly lower values after correction for the effects of surface porosity, i.e. 1.4×10^{-4} at 178 K and 1.3×10^{-5} at 200 K (see Keyser et al.⁶). The adsorption enthalpy has been measured to be -32 kJ/mole by Bartels-Rausch et al.¹ Using radioactively labeled HONO uptake on ice was studied in a packed ice bed between 213 and 253 K by Kerbrat et al.,⁵ who attempted to disentangle surface adsorption and bulk diffusion. A partition coefficient to the ice surface is reported ($K_{\text{part}} = 7.4 \times 10^{-9} \exp(5.4 \times 10^3/T)$ cm) with an enthalpy of adsorption of -45 ± 20 kJ/mole. The kinetics of the diffusion into the bulk ice were studied. In another study from the same group, nitrous acid and acetic acid simultaneous uptake measurements to packed ice beds were found to be well described by a competitive Langmuir adsorption isotherm between 213 and 243 K. Labeled nitrous acid was monitored by radioactive methods, and acetic acid by CIMS (Kerbrat et al.⁴).

[Back to Table](#)

- (1) Bartels-Rausch, T.; Eichler, B.; Zimmermann, P.; Gaggeler, H. W.; Ammann, M. The adsorption enthalpy of nitrogen oxides on crystalline ice. *Atmos. Chem. Phys.* **2002**, *2*, 235-247.
- (2) Chu, L.; Diao, G.; Chu, L. T. Heterogeneous interaction and reaction of HONO on ice films between 173 and 230 K. *J. Phys. Chem. A* **2000**, *104*, 3150-3158, doi:10.1021/jp9937151.
- (3) Fenter, F. F.; Rossi, M. J. The heterogeneous kinetics of HONO on H₂SO₄ and on ice: activation of HCl. *J. Phys. Chem.* **1996**, *100*, 13765-13775.
- (4) Kerbrat, M.; Huthwelker, T.; Bartels-Rausch, T.; Gaggeler, H. W.; Ammann, M. Co-adsorption of acetic acid and nitrous acid on ice. *Phys. Chem. Chem. Phys.* **2010**, *12*, 7194-7202, doi:10.1039/b924782c.
- (5) Kerbrat, M.; Huthwelker, T.; Gaggeler, H. W.; Ammann, M. Interaction of nitrous acid with polycrystalline ice: Adsorption on the surface and diffusion into the bulk. *J. Phys. Chem. C* **2010**, *114*, 2208-2219, doi:10.1021/jp909535c.
- (6) Keyser, L. F.; Moore, S. B.; Leu, M. T. Surface reaction and pore diffusion in flow tube reactors. *J. Phys. Chem.* **1991**, *95*, 5496-5502.

24. **HNO₃ on H₂O(s).** Leu¹¹ report a lower limit of 0.2 at 195 K, Hanson⁵ measured an uptake coefficient of greater than 0.3 at 191.5 and 200 K, and Aguzzi and Rossi² measured an uptake coefficient of 0.3 over the temperature range from 180 to 190 K with the value decreasing at $T > 195$ with an exponential temperature dependence of $-(3400 \pm 500)/T$. Aguzzi and Rossi attributed this change to an increasing evaporation rate, concluding that the accommodation coefficient most likely remains large. In a higher temperature regime, Hynes et al.⁸ measured uptake coefficients as a function of temperature decreasing from 0.03 at 215 K to 0.006 at 235 K and Hudson et al.⁶ report initial uptake coefficients ranging from 0.007 at 209 K to 0.003 at 220 K. On the other hand, Ullerstam et al.¹⁵ report a temperature independent lower limit to the uptake coefficient of 0.1 from 200 K up to 239 K. It is unclear the extent to which the work of Aguzzi and Rossi, Hudson et al., and Hynes et al. are affected by outgassing of nitric acid from wall surfaces during uptake experiments at high temperatures, which would lead to apparently low uptake coefficients. Also, uptakes on surfaces that have already been exposed to nitric acid are smaller than on those that are freshly exposed. Additional uncertainty is introduced by the effective ice surface area in the older fast-flow measurements (see Keyser et al.⁹) but these effects should be absent in the work of Hynes et al. and Ullerstam et al., which used smooth ice surfaces.

For low partial pressure experiments and temperatures above about 190 K, the uptake of nitric acid displays both reversible and irreversible components in amounts that do not exceed monolayer coverage.^{1,15,16} For high partial pressures and/or low temperatures, a different uptake regime is encountered where much larger uptakes can occur that are not necessarily atmospherically relevant. In particular, the ice surfaces may melt to form a thermodynamically stable nitric acid solution on the surface, or nitric acid hydrate layers may form. Focusing only on the sub-monolayer, atmospherically-relevant uptake regime, it is believed that the uptake proceeds initially via adsorption to the ice surface, with some degree of diffusion along grain boundaries and into the underlying ice bulk then proceeding. The relative fractions of adsorbed molecular nitric acid and dissociated nitric acid are not fully known, although it is likely that nitrate is present to a large degree.¹⁶ Indeed, XPS and NEXAFS spectra of ice at 230 K which contains surface nitrate, formed from NO₂ hydrolysis, indicate that the nitrate is similar in character to that of ions present in a concentrated solution (Krepelova et al.¹⁰). The implication is that the chemical environment on the surface of ice of adsorbed nitric acid is similar to that of pure ice and concentrated nitrate solutions. For initial exposures, uptakes are saturated at between 1 to 3×10^{14} molecules cm⁻²^{1,7,15,16} when the gas phase concentrations are high (roughly 10⁹ to 10¹⁰ molecules/cm³) for temperatures between roughly 200 and 230 K. At lower concentrations, the surface is unsaturated and the uptakes obey temperature-dependent Langmuir adsorption curves, with enhanced uptake at low temperatures.¹⁵ In this regime, for temperatures between 214 to 239 K, the adsorption coefficient (converted to concentration units) for the initial uptake is $K_{\text{conc}} = -8.2 \times 10^{-12} T + 2.01 \times 10^{-9}$ cm³/molecule. The temperature dependence is qualitatively consistent with observations of nitric acid uptake to cirrus cloud particles, with more uptake at low temperature.¹⁵ For repeated exposures, the amounts of nitric acid decrease relative to the initial uptake value. Cox et al.⁴ have used a numerical model of the Ullerstam et al.¹⁵ data to decouple adsorptive uptake from uptake arising by nitric acid diffusing into the upper layers of the ice. As a result, an effective temperature-dependent adsorption equilibrium constant has been deduced, which shows that roughly 85% of the uptake measured by Ullerstam et al. is adsorptive. The related enthalpy of adsorption is -31 kJ/mole. Using a radioactive tracer, chromatographic technique Bartels-Rausch et al.³ have measured the adsorption enthalpy to be -44 kJ/mole, and Hynes et al.⁷ report a value of -54 kJ/mole from a Van't Hoff analysis.

Note that uptake may be affected by co-adsorbed species. Studies by Hynes et al.⁷ and Sokolov and Abbatt¹² involving co-adsorption of HCl indicate that HNO₃ binds more strongly than HCl, but that the presence of HCl does lead to suppressed HNO₃ uptake relative to behavior on bare ice surfaces. Also, enhanced uptake is observed if the ice surfaces are growing and not at equilibrium,¹⁴ probably arising through the formation of a metastable solution of HNO₃ in ice. The uptakes are larger under burial conditions than the amounts of nitric acid that are thermodynamically stable.¹³

[Back to Table](#)

- (1) Abbatt, J. P. D. Interaction of HNO₃ with water-ice surfaces at temperatures of the free troposphere. *Geophys. Res. Lett.* **1997**, *24*, 1479-1482.
- (2) Aguzzi, A.; Rossi, M. J. The kinetics of the uptake of HNO₃ on ice, solid H₂SO₄-H₂O and solid ternary solutions of H₂SO₄-HNO₃-H₂O in the temperature range 180-211 K. *Phys. Chem. Chem. Phys.* **2001**, *3*, 3707-3716, doi:10.1039/b100546o.

- (3) Bartels-Rausch, T.; Eichler, B.; Zimmermann, P.; Gaggeler, H. W.; Ammann, M. The adsorption enthalpy of nitrogen oxides on crystalline ice. *Atmos. Chem. Phys.* **2002**, *2*, 235-247.
- (4) Cox, R. A.; Fernandez, M. A.; Symington, A.; Ullerstam, M.; Abbatt, J. P. D. A kinetic model for uptake of HNO₃ and HCl on ice in a coated wall flow system. *Phys. Chem. Chem. Phys.* **2005**, *7*, 3434-3442, doi:10.1039/b506683b.
- (5) Hanson, D. R. The uptake of HNO₃ onto ice, NAT, and frozen sulfuric acid. *Geophys. Res. Lett.* **1992**, *19*, 2063-2066.
- (6) Hudson, P. K.; Shilling, J. E.; Tolbert, M. A.; Toon, O. B. Uptake of nitric acid on ice at tropospheric temperatures: Implications for cirrus clouds. *J. Phys. Chem. A* **2002**, *106*, 9874-9882, doi:10.1021/jp020508j.
- (7) Hynes, A. J.; Fernandez, M. A.; Cox, R. A. Uptake of HNO₃ on water-ice and coadsorption of HNO₃ and HCl in the temperature range 210–235 K. *J. Geophys. Res.* **2002**, *107*, 4797, doi:10.1029/2001JD001557.
- (8) Hynes, R. G.; Fernandez, M. A.; Cox, R. A. Uptake of HNO₃ on water-ice and coadsorption of HNO₃ and HCl in the temperature range 210-235 K. *J. Geophys. Res.* **2002**, *107*, doi:10.1029/2001JD001557,.
- (9) Keyser, L. F.; Moore, S. B.; Leu, M. T. Surface reaction and pore diffusion in flow tube reactors. *J. Phys. Chem.* **1991**, *95*, 5496-5502.
- (10) Křepelová, A.; Newberg, J.; Huthwelker, T.; Bluhm, H.; Ammann, M. The nature of nitrate at the ice surface studied by XPS and NEXAFS. *Phys. Chem. Chem. Phys.* **2010**, *12*, 8870-8880, doi:10.1039/c0cp00359j.
- (11) Leu, M.-T. Laboratory studies of sticking coefficients and heterogeneous reactions important in the Antarctic stratosphere. *Geophys. Res. Lett.* **1988**, *15*, 17-20.
- (12) Sokolov, O.; Abbatt, J. P. D. Competitive adsorption of atmospheric trace gases onto ice at 228 K: HNO₃/HCl, 1-butanol/acetic acid and 1-butanol/HCl. *Geophys. Res. Lett.* **2002**, *29*, 1851, doi:10.1029/2002GL014843.
- (13) Thibert, E.; Domine, F. Thermodynamics and kinetics of the solid solution of HNO₃ in ice. *J. Phys. Chem. B* **1998**, *102*, 4432-4439.
- (14) Ullerstam, M.; Abbatt, J. P. D. Burial of gas-phase HNO₃ by growing ice surfaces under tropospheric conditions. *Phys. Chem. Chem. Phys.* **2005**, *7*, 3596-3600, doi:10.1039/b507797d.
- (15) Ullerstam, M.; Thornberry, T.; Abbatt, J. P. D. Uptake of gas-phase nitric acid to ice at low partial pressures: evidence for unsaturated surface coverage. *Faraday Discuss.* **2005**, *130*, 211-226, doi:10.1039/b417418f.
- (16) Zondlo, M. A.; Barone, S. B.; Tolbert, M. A. Uptake of HNO₃ on ice under upper tropospheric conditions. *Geophys. Res. Lett.* **1997**, *24*, 1391-1394.

25. HNO₃ on H₂O(l). Measurements using a droplet train flow reactor show that α has a strong negative temperature dependence varying from 0.19 ± 0.02 at 268 K to 0.07 ± 0.02 at 293 K (Van Doren et al.³). Ponche et al.¹ measured a very consistent mass accommodation coefficient of 0.05 ± 0.01 at 297 K using the same technique. Schütze and Herrmann² measured a lower limit of 3×10^{-2} at 298 K using a suspended droplet flow reactor method, consistent with the droplet train flow reactor measurements.

[Back to Table](#)

- (1) Ponche, J. L.; George, C.; Mirabel, P. Mass transfer at the air/water interface: Mass accommodation coefficients of SO₂, HNO₃, NO₂ and NH₃. *J. Atmos. Chem.* **1993**, *16*, 1-21.
- (2) Schütze, M.; Herrmann, H. Determination of phase transfer parameters for the uptake of HNO₃, N₂O₅ and O₃ on single aqueous drops. *Phys. Chem. Chem. Phys.* **2002**, *4*, 60-67, doi:10.1039/b106078n.
- (3) Van Doren, J. M.; Watson, L. R.; Davidovits, P.; Worsnop, D. R.; Zahniser, M. S.; Kolb, C. E. Uptake of N₂O₅ and HNO₃ by aqueous sulfuric acid droplets. *J. Phys. Chem.* **1991**, *95*, 1684-1689.

26. HNO₃ on HNO₃•nH₂O(s). Hanson¹ measured uptake coefficients of >0.3 and >0.2 on NAT surfaces at 191 K and 200 K, respectively. Middlebrook et al.² measured an uptake coefficient of 0.7 on NAT at 197 K under conditions where both nitric acid and water vapor were co-depositing.

[Back to Table](#)

- (1) Hanson, D. R. The uptake of HNO₃ onto ice, NAT, and frozen sulfuric acid. *Geophys. Res. Lett.* **1992**, *19*, 2063-2066.

- (2) Middlebrook, A. M.; Koehler, B. G.; McNeill, L. S.; Tolbert, M. A. Formation of model polar stratospheric cloud films. *Geophys. Res. Lett.* **1992**, *19*, 2417-2420.
27. **HNO₃ on HNO₃•nH₂O(l).** Rudolf and Wagner¹ used an aerosol expansion chamber techniques to deduce that α for HNO₃ on 278 K H₂O/HNO₃ droplets is >0.3 and probably close to 1. The consistency of this value with smaller (~0.2) values measured for uptake on pure water by Van Doren et al.² is unclear, since the mechanism of co-condensation is unknown and the composition of the surface in the aerosol expansion chamber experiments may be kinetically controlled and has not been well determined.
[Back to Table](#)
- (1) Rudolf, R.; Wagner, P. E. Experimental study of condensational particle growth in nitric acid-water vapor mixtures at nearly ambient pressures and temperatures. *J. Aerosol Sci.* **1994**, *25*, 597-598.
(2) Van Doren, J. M.; Watson, L. R.; Davidovits, P.; Worsnop, D. R.; Zahniser, M. S.; Kolb, C. E. Uptake of N₂O₅ and HNO₃ by aqueous sulfuric acid droplets. *J. Phys. Chem.* **1991**, *95*, 1684-1689.
28. **HNO₃ on H₂SO₄•nH₂O and H₂SO₄•4H₂O(s).** Initial uptake at 73 wt% H₂SO₄ allows a measurement of $\alpha = 0.11 \pm 0.01$ at 283 K (Van Doren et al.⁷). This value is expected to increase at lower temperatures, in a manner similar to H₂O(1) uptake (Van Doren et al.⁶). Total HNO₃ uptake is subject to Henry's law solubility constraints, even at stratospheric temperatures (Reihs et al.⁴). Solubility limitations also affected the earlier "sticking coefficient" measurements of Tolbert et al.⁵ for 75 wt% H₂SO₄ at 230 K. Hanson² measured an uptake coefficient of >0.3 for frozen 57.7 wt% sulfuric acid at 191.5 and 200 K. Baldwin and Golden¹ reported a lower limit of 2.4×10^{-4} on 97 wt% H₂SO₄ at 295 K, also reflecting solubility limits. Iraci et al.³ monitored nitric acid trihydrate growth on sulfuric acid tetrahydrate with infrared techniques, measuring HNO₃ uptake coefficient limits of >0.03 at 192.5 K and >0.08 at 192 K. These measurements involved co-deposition of water vapor.
[Back to Table](#)
- (1) Baldwin, A. C.; Golden, D. M. Heterogeneous atmospheric reactions: Sulfuric acid aerosols as tropospheric sinks. *Science* **1979**, *206*, 562-563.
(2) Hanson, D. R. The uptake of HNO₃ onto ice, NAT, and frozen sulfuric acid. *Geophys. Res. Lett.* **1992**, *19*, 2063-2066.
(3) Iraci, L. T.; Middlebrook, A. M.; Wilson, M. A.; Tolbert, M. A. Growth of nitric acid hydrates on thin sulfuric acid films. *Geophys. Res. Lett.* **1994**, *21*, 867-870.
(4) Reihs, C. M.; Golden, D. M.; Tolbert, M. A. Nitric acid uptake by sulfuric acid solutions under stratospheric conditions: Determination of Henry's law solubility. *J. Geophys. Res.* **1990**, *95*, 16,545-516,550.
(5) Tolbert, M. A.; Rossi, M. J.; Golden, D. M. Heterogeneous interactions of chlorine nitrate, hydrogen chloride and nitric acid with sulfuric acid surfaces at stratospheric temperatures. *Geophys. Res. Lett.* **1988**, *15*, 847-850.
(6) Van Doren, J. M.; Watson, L. R.; Davidovits, P.; Worsnop, D. R.; Zahniser, M. S.; Kolb, C. E. Temperature dependence of the uptake coefficients of HNO₃, HCl, and N₂O₅ by water droplets. *J. Phys. Chem.* **1990**, *94*, 3265-3269.
(7) Van Doren, J. M.; Watson, L. R.; Davidovits, P.; Worsnop, D. R.; Zahniser, M. S.; Kolb, C. E. Uptake of N₂O₅ and HNO₃ by aqueous sulfuric acid droplets. *J. Phys. Chem.* **1991**, *95*, 1684-1689.
29. **HO₂NO₂ on H₂O(s).** Li et al.¹ measured an uptake coefficient of 0.15 ± 0.10 at 200 K, where the uptake may be limited by surface saturation and appears to be reversible with no decomposition. Consistent with this, adsorption of HOONO₂ to ice was studied in a coated wall flow tube using CIMS for gas phase detection (Ulrich et al.²) at temperatures between 230 and 253 K. Only reversible uptake was observed, with a partition coefficient, K_{Part} , of $3.74 \times 10^{-12} \times \exp(7098/T)$ cm. Uptake is much smaller than for stronger acids, such as HNO₃.
[Back to Table](#)
- (1) Li, Z.; Friedl, R. R.; Moore, S. B.; Sander, S. P. Interaction of peroxyntic acid with solid H₂O-ice. *J. Geophys. Res.* **1996**, *101*, 6795-6802.
(2) Ulrich, T.; Ammann, M.; Leutwyler, S.; Bartels-Rausch, T. The adsorption of peroxyntic acid on ice between 230 K and 253 K. *Atmos. Chem. Phys.* **2012**, *12*, 1833-1845, doi:10.5194/acp-12-1833-2012.

- 30. HO₂NO₂ on H₂SO₄•nH₂O(l).** Baldwin and Golden¹ measured $\gamma = 2.7 \times 10^{-5}$, which is probably solubility limited; see Note for H₂O₂ on H₂SO₄•nH₂O.
[Back to Table](#)
- (1) Baldwin, A. C.; Golden, D. M. Heterogeneous atmospheric reactions: Sulfuric acid aerosols as tropospheric sinks. *Science* **1979**, *206*, 562-563.
- 31. NH₃ on H₂O(s).** NH₃ interacts somewhat efficiently with ice surfaces according to the coated-wall flow tube results of Jin and Chu¹ at 190 K. The porosity-corrected uptake coefficients are 4×10^{-4} , with no evidence for surface saturation when partial pressures of 10^{-6} Torr are used over hours of exposure time. This suggests that the surface is being substantially modified by the NH₃ exposure.
[Back to Table](#)
- (1) Jin, R. H.; Chu, L. T. Uptake of NH₃ and NH₃ + HOBr reaction on ice surfaces at 190 K. *J. Phys. Chem. A* **2007**, *111*, 7833-7840, doi:10.1021/jp073233m.
- 32. NH₃ on H₂O(l).** Ponche et al.³ used a droplet train technique to obtain $\alpha = (9.7 \pm 0.9) \times 10^{-2}$ at 290 K, and Bongartz et al.¹ used a liquid jet technique to obtain $\alpha = 4.0 (+3.0, -0.05) \times 10^{-2}$ at the same temperature. These experiments were extended to other temperatures by Carstens et al.,² demonstrating a negative temperature dependence. Ammonia uptake on liquid water as a function of both pH and temperature was investigated by Shi et al.⁴ using a droplet train apparatus, yielding values that also demonstrated negative temperature dependence, varying between 0.08 at 290 K to 0.35 at 260 K. The data from these four studies are all in reasonable agreement and a temperature dependent data plot with a non-linear least squares fit to all of these measurements has been published by Worsnop et al.⁶ Earlier levitated droplet evaporation experiments⁵ on NH₄Cl obtained a larger evaporation coefficient of $\alpha = 0.29 \pm 0.03$, which is discounted because of the indirect nature of the experiment.
[Back to Table](#)
- (1) Bongartz, A.; Schweighoefer, S.; Roose, C.; Schurath, U. The mass accommodation coefficient of ammonia on water. *J. Atmos. Chem.* **1995**, *20*, 35-58.
- (2) Carstens, T.; Wunderlich, C.; Schurath, U. "Proceedings EUROTRAC Symposium '96", 1996, Southampton, U. K.
- (3) Ponche, J. L.; George, C.; Mirabel, P. Mass transfer at the air/water interface: Mass accommodation coefficients of SO₂, HNO₃, NO₂ and NH₃. *J. Atmos. Chem.* **1993**, *16*, 1-21.
- (4) Shi, Q.; Davidovits, P.; Jayne, J. T.; Worsnop, D. R.; Kolb, C. E. Uptake of gas-phase ammonia. 1. Uptake by aqueous surfaces as a function of pH. *J. Phys. Chem. A* **1999**, *103*, 8812-8823.
- (5) Tang, I. N.; Munkelwitz, H. R. Evaporation kinetics of ammonium chloride solution droplets in water vapor. *J. Colloid Interface Sci.* **1989**, *128*, 289-295.
- (6) Worsnop, D. R.; Williams, L. R.; Kolb, C. E.; Mozurkewich, M.; Gershenson, M.; Davidovits, P. Comment on "The NH₃ mass accommodation coefficient for uptake onto sulfuric acid solution". *J. Phys. Chem. A* **2004**, *108*, 8546-8548, doi:10.1021/jp036519+.
- 33. CO₂ on H₂O(s).** The uptake of carbon dioxide on ice has been studied in a classical BET adsorption experiment from 209 to 263 K by Ocampo and Klinger.¹ The system is unusual in that the measured uptakes are higher at higher temperatures, unlike the behavior displayed by most gases that physically adsorb to ice surfaces. Similar to SO₂, the uptake may occur via formation and decomposition of H₂CO₃ in which case the ice surfaces may be somewhat acidified by this process.
[Back to Table](#)
- (1) Ocampo, J.; Klinger, J. Adsorption of N₂ and CO₂ on ice. *J. Colloid Interface Sci.* **1982**, *86*, 377-383.
- 34. CO₂ on H₂O(l).** Noyes et al.² used a dynamic stirring technique to monitor pressure decreases in a closed cylinder. They inferred $\alpha = (5.5 \pm 0.5) \times 10^{-8}$ at 293 K. This technique is uncalibrated against more widely used procedures and probably suffers from severe surface saturation effects. Schurath et al.³ employed a coaxial jet flow technique to measure a 298 K value of α of $1-2 \times 10^{-4}$, noting that its low Henry's law solubility in water made the measurement very difficult. For this reason the measurement probably also suffered from surface saturation even at their shortest gas/liquid contact times, so this value is most likely a lower limit. Boniface et al.¹ used a bubble train reactor to study the uptake by water as a

function of pH. At high pH the reaction of CO₂ with OH⁻ partially relieves surface saturation allowing determination that the uptake coefficient, and therefore α , is $\geq 1 \times 10^{-5}$, consistent with the value measured by Schurath et al. and completely inconsistent with the much lower value obtained by Noyes et al.²

[Back to Table](#)

- (1) Boniface, J.; Shi, Q.; Li, Y. Q.; Chueng, J. L.; Rattigan, O. V.; Davidovits, P.; Worsnop, D. R.; Jayne, J. T.; Kolb, C. E. Uptake of gas-phase SO₂, H₂S, and CO₂ by aqueous solutions. *J. Phys. Chem. A* **2000**, *104*, 7502-7510, doi:10.1021/jp000479h.
- (2) Noyes, R. M.; Rubin, M. B.; Bowers, P. G. Transport of carbon dioxide between the gas phase and water under well-stirred conditions: Rate constants and mass accommodation coefficient. *J. Phys. Chem.* **1996**, *100*, 4167-4172, doi:10.1021/jp952382e.
- (3) Schurath, U.; Bongartz, A.; Kames, J.; Wunderlich, C.; Carstens, T. In *Heterogeneous and Liquid Phase Processes. Transport and Chemical Transformation of Pollutants in the Troposphere*; Warneck, P., Ed.; Springer-Verlag: Berlin, 1996; Vol. 2; pp 182-189.

35. CH₃OH on H₂O(s). The uptake of methanol on ice has been measured in a coated-wall flow tube from 198 to 213 K^{2,3} and in a Knudsen cell from 150 to 180 K.¹ Reversible uptakes are observed. Winkler et al. fit their data to a Langmuir adsorption isotherm and report $K_{\text{part}} = 6.24 \times 10^{-12} \exp(6178/T)$ cm and $N_{\text{sat}} = 3.2 \times 10^{14}$ molecules/cm². Hudson et al. measure the initial uptake coefficient and find it to be strongly temperature dependent, decreasing with increasing temperature to less than 0.01 at 180 K.

[Back to Table](#)

- (1) Hudson, P. K.; Shilling, J. E.; Tolbert, M. A.; Toon, O. B. Uptake of nitric acid on ice at tropospheric temperatures: Implications for cirrus clouds. *J. Phys. Chem. A* **2002**, *106*, 9874-9882, doi:10.1021/jp020508j.
- (2) Jedlovszky, P.; Partay, L.; Hoang, P. N. M.; Picaud, S.; von Hessberg, P.; Crowley, J. N. Determination of the adsorption isotherm of methanol on the surface of ice. An experimental and grand canonical Monte Carlo simulation study. *J. Am. Chem. Soc.* **2006**, *128*, 15300-15309, doi:10.1021/ja065553+.
- (3) Winkler, A. K.; Holmes, N. S.; Crowley, J. N. Interaction of methanol, acetone and formaldehyde with ice surfaces between 198 and 223 K. *Phys. Chem. Chem. Phys.* **2002**, *4*, 5270-5275, doi:10.1039/b206258e.

36. CH₃OH on H₂O(l). Jayne et al.¹ measured uptake from 260–291 K and derived accommodation coefficients fitting $\alpha/(1-\alpha) = \exp(-\Delta G_{\text{obs}}^{\ddagger}/RT)$, where $\Delta G_{\text{obs}}^{\ddagger} = -8.0$ kcal/mol + 34.9 cal mol⁻¹ K⁻¹ T(K).

[Back to Table](#)

- (1) Jayne, J. T.; Duan, S. X.; Davidovits, P.; Worsnop, D. R.; Zahniser, M. S.; Kolb, C. E. Uptake of gas-phase alcohol and organic acid molecules by water surfaces. *J. Phys. Chem.* **1991**, *95*, 6329-6336, doi:10.1021/j100169a047.

37. CH₃CH₂OH on H₂O(s). The uptake of ethanol on ice has been measured in coated-wall flow tubes by Sokolov and Abbatt³ from 217 to 236 K, by Peybernes et al.² from 193 to 223 K, by Kerbrat et al.¹ from 213 to 243 K, and by Symington et al.⁴ from 208 to 228 K. In all cases, either BET or Langmuir adsorption isotherms are obeyed and saturated surface coverage is observed at 2 to 3 × 10¹⁴ molecules/cm², with reversible adsorption and desorption of ethanol displayed. Similar adsorption enthalpies are reported: -62 kJ/mole (Sokolov and Abbatt), -57 kJ/mole (Peybernes et al.), -68 kJ/mole (Kerbrat et al.), and -54 kJ/mole (Symington et al.). Symington et al. report a partition coefficient, K_{part} , of $1.36 \times 10^{-11} \exp(5573/T)$ cm.

[Back to Table](#)

- (1) Kerbrat, M.; Le Calve, S.; Mirabel, P. Uptake measurements of ethanol on ice surfaces and on supercooled aqueous solutions doped with nitric acid between 213 and 243 K. *J. Phys. Chem. A* **2007**, *111*, 925-931, doi:10.1021/jp0635011.
- (2) Peybernes, N.; Le Calve, S.; Mirabel, P.; Picaud, S.; Hoang, P. N. M. Experimental and theoretical adsorption study of ethanol on ice surfaces. *J. Phys. Chem. B* **2004**, *108*, 17425-17432, doi:10.1021/jp046983u.
- (3) Sokolov, O.; Abbatt, J. P. D. Adsorption to ice of n-alcohols (ethanol to 1-hexanol), acetic acid, and hexanal. *J. Phys. Chem. A* **2002**, *106*, 775-782, doi:10.1021/jp013291m.

- (4) Symington, A.; Leow, L. M.; Griffiths, P. T.; Cox, R. A. Adsorption and hydrolysis of alcohols and carbonyls on ice at temperatures of the upper troposphere. *J. Phys. Chem. A* **2012**, *116*, 5990-6002, doi:10.1021/jp210935b.

38. CH₃CH₂OH on H₂O(l). Jayne et al.¹ measured uptake from 260–291 K with a droplet train flow reactor and derived mass accommodation coefficients fitting $\alpha/(1-\alpha) = \exp(-\Delta G_{\text{obs}}^{\ddagger}/RT)$, where $\Delta G_{\text{obs}}^{\ddagger} = -11.0$ kcal/mol + 46.2 cal mol⁻¹ K⁻¹ T(K). Similar, but somewhat larger values were reported for chloro-, bromo-, and iodo-ethanols. Shi et al.³ used the same technique to measure the uptake of both normal and deuterated ethanol over the temperature range of 263–291 K as a function of pH. Normal ethanol uptake was not dependent on pH, while the uptake of the deuterated species was enhanced by surface isotopic exchange, especially at high and low pH. The mass accommodation values obtained for normal ethanol obtained by Shi et al. ranged from 0.128 ± 0.023 at 263 K to 0.057 ± 0.005 are consistent, within experimental error, with the lowest temperature value measured by Jayne et al., but are significantly higher above ~275 K. Katrib et al.² also used the droplet train technique to measure the ethanol mass accommodation coefficient between ~266 and 281 K, obtaining lower values than those measured by Shi et al.,³ but agreeing with the higher temperature data of Jayne et al.¹ Katrib et al. obtained mass accommodation coefficients fitting $\alpha/(1-\alpha) = \exp(-\Delta G_{\text{obs}}^{\ddagger}/RT)$, where $\Delta G_{\text{obs}}^{\ddagger} = -(5.6 \pm 1.5)$ kcal/mol + (27.4 ± 5.5) cal mol⁻¹ K⁻¹ T(K). While the data of Shi et al. and Katrib et al. are off-set by about a factor of three, the negative temperature dependencies measure by the two groups are very similar. The differences among the three data sets are difficult to explain, given that all three used essentially the experimental same technique; the recommended lower limit is consistent with the lower values measured by Katrib et al.²

[Back to Table](#)

- (1) Jayne, J. T.; Duan, S. X.; Davidovits, P.; Worsnop, D. R.; Zahniser, M. S.; Kolb, C. E. Uptake of gas-phase alcohol and organic acid molecules by water surfaces. *J. Phys. Chem.* **1991**, *95*, 6329-6336, doi:10.1021/j100169a047.
- (2) Katrib, Y.; Mirabel, P.; Le Calve, S.; Weck, G.; Kochanski, E. Experimental uptake study of ethanol by water droplets and its theoretical modeling of cluster formation at the interface. *J. Phys. Chem. B* **2002**, *106*, 7237-7245, doi:10.1021/jp015558n.
- (3) Shi, Q.; Li, Y. Q.; Davidovits, P.; Jayne, J. T.; Worsnop, D. R.; Mozurkewich, M.; Kolb, C. E. Isotope exchange for gas-phase acetic acid and ethanol at aqueous interfaces: A study of surface reactions. *J. Phys. Chem. B* **1999**, *103*, 2418-2430.

39. CH₃CH₂CH₂OH on H₂O(s). The uptake of propanol by ice surfaces was studied in a coated-wall flow tube by Sokolov and Abbatt.¹ Uptake was well described by a Langmuir adsorption isotherm at 228 K, with a saturated surface coverage of 3.1×10^{14} molecules/cm² and an adsorption coefficient $K_{\text{conc}} = 8.3 \times 10^{-14}$ cm³/molecule.

[Back to Table](#)

- (1) Sokolov, O.; Abbatt, J. P. D. Adsorption to ice of n-alcohols (ethanol to 1-hexanol), acetic acid, and hexanal. *J. Phys. Chem. A* **2002**, *106*, 775-782, doi:10.1021/jp013291m.

40. CH₃CH₂CH₂OH and CH₃CH(OH)CH₃ on H₂O(l). Jayne et al.¹ measured uptake coefficients between 260 and 291 K and derived accommodation coefficients fitting $\alpha/(1-\alpha) = \exp(-\Delta G_{\text{obs}}^{\ddagger}/RT)$, where $\Delta G_{\text{obs}}^{\ddagger} = -9.2$ kcal mol⁻¹ + 40.9 cal mol⁻¹ K⁻¹ T(K) for 1-propanol and -9.1 kcal mol⁻¹ + 43.0 cal mol⁻¹ K⁻¹ T(K) for 2-propanol. Similar data for t-butanol were also reported.

[Back to Table](#)

- (1) Jayne, J. T.; Duan, S. X.; Davidovits, P.; Worsnop, D. R.; Zahniser, M. S.; Kolb, C. E. Uptake of gas-phase alcohol and organic acid molecules by water surfaces. *J. Phys. Chem.* **1991**, *95*, 6329-6336, doi:10.1021/j100169a047.

41. HOCH₂CH₂OH on H₂O(l). Jayne et al.¹ measured uptake coefficients for ethylene glycol between 260 and 291 K and derived accommodation coefficients fitting $\alpha/(1-\alpha) = \exp(-\Delta G_{\text{obs}}^{\ddagger}/RT)$, where $\Delta G_{\text{obs}}^{\ddagger} = -5.3$ kcal mol⁻¹ + 24.5 cal mol⁻¹ K⁻¹ T(K).

[Back to Table](#)

- (1) Jayne, J. T.; Duan, S. X.; Davidovits, P.; Worsnop, D. R.; Zahniser, M. S.; Kolb, C. E. Uptake of gas-phase alcohol and organic acid molecules by water surfaces. *J. Phys. Chem.* **1991**, *95*, 6329-6336, doi:10.1021/j100169a047.
- 42. CH₃O₂ on NaCl(s).** Gershenzon et al.¹ measured the uptake of CH₃O₂ on crystalline NaCl(s) in a central rod flow apparatus. They determined a value of $\gamma = (4 \pm 1) \times 10^{-3}$ at 296 K, suggesting that $\alpha \geq 4 \times 10^{-3}$. [Back to Table](#)
- (1) Gershenzon, Y. M.; Grigorieva, V. M.; Ivanov, A. V.; Remorov, R. G. O₃ and OH sensitivity to heterogeneous sinks of HO_x and CH₃O₂ on aerosol particles. *Faraday Discuss.* **1995**, *100*, 83-100.
- 43. CH₃OOH on H₂O(l).** Magi et al.¹ used a droplet train flow reactor to measure α over a temperature range of 261–281 K, showing a negative temperature dependence with values ranging from 9.2×10^{-3} at 281 to 20.8×10^{-3} at 261 K. Allowing for measurement uncertainty produces a recommendation that $\alpha \geq 7 \times 10^{-3}$ from 260 to 282 K. [Back to Table](#)
- (1) Magi, L.; Schweitzer, F.; Pallares, C.; Cherif, S.; Mirabel, P.; George, C. Investigation of the uptake rate of ozone and methyl hydroperoxide by water surfaces. *J. Phys. Chem. A* **1997**, *4*, 4943-4948.
- 44. CH₂O on H₂O(s).** The uptake of formaldehyde on ice in a coated-wall flow tube has been measured by Winkler et al.² They report reversible uptake behavior with a partition coefficient of $K_{\text{part}} = 0.7$ cm, temperature independent between 198 and 208 K. At much higher temperatures (238 to 268 K), the partitioning to ice was studied by Burkhart et al.¹ using artificial snow. It was found that the partitioning increased at lower temperatures, in accord with Winkler et al. Although there is also likely to be a significant surface component, the partition coefficients in this work are expressed in bulk solubility format, ranging from 56 to 245 M/atm from 268 to 238 K. [Back to Table](#)
- (1) Burkhart, J. F.; Hutterli, M. A.; Bales, R. C. Partitioning of formaldehyde between air and ice at -35°C to -5°C. *Atmos. Environ.* **2002**, *36*, 2157-2163.
- (2) Winkler, A. K.; Holmes, N. S.; Crowley, J. N. Interaction of methanol, acetone and formaldehyde with ice surfaces between 198 and 223 K. *Phys. Chem. Chem. Phys.* **2002**, *4*, 5270-5275, doi:10.1039/b206258e.
- 45. CH₂O on H₂O(l) and H₂SO₄·mHNO₃·nH₂O(l).** Jayne et al.⁴ report uptake measurements for 0–85 wt% H₂SO₄ and 0–54 wt% HNO₃ over a temperature range of 241–300 K. Measured uptake coefficients vary from 0.0027–0.027, increasing with H⁺ activity (Jayne et al.⁴ and Tolbert et al.⁵), and with increasing pH above 7 (Jayne et al.³). Reversible uptake is solubility limited through reactions to form H₂C(OH)₂ and CH₃O⁺. A model of uptake kinetics (Jayne et al.⁴) is consistent with $\gamma = 0.04 \pm 0.01$ for all compositions. A chemisorbed surface complex dominates uptake at 10–20 wt% H₂SO₄, and CH₃O⁺ formation dominates above 20 wt% (Tolbert et al.,⁵ Jayne et al.,⁴ and Iraci and Tolbert²). Low temperature (197–214 K) uptake studies by Iraci and Tolbert² confirm that uptake is solubility limited for uptake coefficients in the 10⁻³ to 10⁻² range even at low temperatures. These chemical mechanisms allow γ to greatly exceed α for strong acidic and basic solutions. A full uptake model for acid solutions is presented in Jayne et al.,⁴ and for basic solutions in Jayne et al.³ XPS surface analysis by Fairbrother and Somorjai¹ failed to see CH₃O⁺ surface species reported by Jayne et al.; however, their sensitivity of 1% of surface coverage is too poor to see the predicted amounts of the surface species. [Back to Table](#)
- (1) Fairbrother, D. H.; Somorjai, G. Equilibrium surface composition of sulfuric acid films in contact with various atmospheric gases (HNO₃, CO₂, CH₂O, Cl₂, NO, NO₂). *J. Phys. Chem. B* **2000**, *104*, 4649-4652, doi:10.1021/jp992889f.
- (2) Iraci, L. T.; Tolbert, M. A. Heterogeneous interaction of formaldehyde with cold sulfuric acid: Implications for the upper troposphere and lower stratosphere. *J. Geophys. Res.* **1997**, *102*, 16099-16107.
- (3) Jayne, J. T.; Duan, S. X.; Davidovits, P.; Worsnop, D. R.; Zahniser, M. S.; Kolb, C. E. Uptake of gas-phase aldehydes by water surfaces. *J. Phys. Chem.* **1992**, *96*, 5452-5460.

- (4) Jayne, J. T.; Worsnop, D. R.; Kolb, C. E.; Swartz, E.; Davidovits, P. Uptake of gas-phase formaldehyde by aqueous acid surfaces. *J. Phys. Chem.* **1996**, *100*, 8015-8022, doi:10.1021/jp953196b.
- (5) Tolbert, M. A.; Praff, J.; Jayaweera, I.; Prather, M. J. Uptake of formaldehyde by sulfuric acid solutions: Impact on stratospheric ozone. *J. Geophys. Res.* **1993**, *98*, 2957-2962.
- 46. CH₃CHO on H₂O(s).** The uptake of acetaldehyde to ice surfaces was measured in a Knudsen cell from 120 to 160 K by Hudson et al.¹ finding the uptake to decrease with increasing temperature. Fitting the results to a Langmuir adsorption model and extrapolating to 210 K, the authors conclude that there will be low surface coverages under upper tropospheric conditions of $<5 \times 10^9$ molecules/cm². Hudson et al. report the initial uptake coefficient and find it to be strongly temperature dependent, decreasing with increasing temperature to less than 0.01 at 160 K. Petitjean et al.² have used a coated-wall flow tube to measure relatively small reversible uptakes. They report saturated surface coverages of between 1 and 2×10^{14} molecules/cm² and a heat of adsorption of -16 kJ/mole from 203 to 233 K. A higher heat of adsorption is calculated if the entropy of adsorption is fixed according to Trouton's rule. Larger uptakes are observed on mixed ice and nitric acid solution surfaces.
[Back to Table](#)
- (1) Hudson, P. K.; Shilling, J. E.; Tolbert, M. A.; Toon, O. B. Uptake of nitric acid on ice at tropospheric temperatures: Implications for cirrus clouds. *J. Phys. Chem. A* **2002**, *106*, 9874-9882, doi:10.1021/jp020508j.
- (2) Petitjean, M.; Mirabel, P.; Le Calve, S. Uptake measurements of acetaldehyde on solid ice surfaces and on solid/liquid supercooled mixtures doped with HNO₃ in the temperature range 203-253 K. *J. Phys. Chem. A* **2009**, *113*, 5091-5098, doi:10.1021/jp810131f.
- 47. CH₃CHO on H₂O(l).** Jayne et al.¹ measured a lower accommodation coefficient limit of >0.03 at 267 K. Uptake can be limited by Henry's law and hydrolysis kinetics effects—see reference.
[Back to Table](#)
- (1) Jayne, J. T.; Duan, S. X.; Davidovits, P.; Worsnop, D. R.; Zahniser, M. S.; Kolb, C. E. Uptake of gas-phase aldehydes by water surfaces. *J. Phys. Chem.* **1992**, *96*, 5452-5460.
- 48. CH(O)CH(O) on H₂O(l).** Schweitzer et al.¹ used a droplet train flow reactor to investigate the uptake of glyoxyl by water droplets over a temperature range of 263–283 K; measured uptake was near their detection limit. They reported an average α over their experimental temperature range of $2.3 (+1.1/-0.7) \times 10^{-2}$.
[Back to Table](#)
- (1) Schweitzer, F.; Magi, L.; Mirabel, P.; George, C. Uptake rate measurements of methanesulfonic acid and glyoxal by aqueous droplets. *J. Phys. Chem. A* **1998**, *102*, 593-600.
- 49. CH₃C(O)CH₃ on H₂O(s).** The uptake of acetone to ice surfaces has been measured in both coated-wall flow tubes^{1,2,4-6} and in a Knudsen cell.³ Reversible uptake that is described by the simple Langmuir adsorption isotherm is demonstrated. Winkler et al. report a partition coefficient $K_{\text{part}} = 1.25 \times 10^{-10} \exp(5575/T)$ cm, an enthalpy of adsorption of -46 kJ/mole, and a saturated surface coverage of 3×10^{14} molecules/cm², for temperatures between 198 and 218 K. Symington et al.⁵ report a partition coefficient $K_{\text{part}} = 3.04 \times 10^{-9} \exp(4625/T)$ cm, an enthalpy of adsorption of -39 kJ/mole, and a saturated surface coverage of 3×10^{14} molecules/cm², for temperatures between 208 and 228 K. Between 193 to 223 K, Peybernes et al.⁴ report an adsorption enthalpy of -49 kJ/mole with a smaller saturated surface coverage of 1.3×10^{14} molecules/cm². By fitting observed adsorption and desorption profiles at 190 to 220 K, Behr et al. conclude that a two-site model best represents their observations. Total adsorbed species are close to 3×10^{14} molecules/cm² at saturation but the modeling suggests the presence of two crystallographic surfaces, one which binds acetone more strongly than the other. The relative proportion of the sites changes with ice film age, and adsorption energies are between -32 and -49 kJ/mole. Bartels-Rausch et al. report very similar adsorption enthalpies (-51 ± 2 kJ/mole) on a range of ice surfaces, including single and polycrystalline laboratory crystal ice, and snow from the field, at 198 to 223 K. Hudson et al. report somewhat smaller adsorption enthalpies at low temperatures (140 to 170 K) ranging from -28 to -39

kJ/mole. They also measure the initial uptake coefficient and find it to be strongly temperature dependent, decreasing with increasing temperature to less than 0.1 at 170 K.

[Back to Table](#)

- (1) Bartels-Rausch, T.; Guimbaud, C.; Gaggeler, H. W.; Ammann, M. The partitioning of acetone to different types of ice and snow between 198 and 223 K. *Geophys. Res. Lett.* **2004**, *31*, 4432, doi:10.1029/2004GL020070.
- (2) Behr, P.; Terziyski, A.; Zellner, R. Acetone adsorption on ice surfaces in the temperature range T=190-220 K: Evidence for aging effects due to crystallographic changes of the adsorption sites. *J. Phys. Chem. A* **2006**, *110*, 8098-8107, doi:10.1021/jp0563742.
- (3) Hudson, P. K.; Shilling, J. E.; Tolbert, M. A.; Toon, O. B. Uptake of nitric acid on ice at tropospheric temperatures: Implications for cirrus clouds. *J. Phys. Chem. A* **2002**, *106*, 9874-9882, doi:10.1021/jp020508j.
- (4) Peybernes, N.; Marchand, C.; Le Calve, S.; Mirabel, P. Adsorption studies of acetone and 2,3-butanedione on ice surfaces between 193 and 223 K. *Phys. Chem. Chem. Phys.* **2004**, *6*, 1277-1284, doi:10.1039/b315064j.
- (5) Symington, A.; Leow, L. M.; Griffiths, P. T.; Cox, R. A. Adsorption and hydrolysis of alcohols and carbonyls on ice at temperatures of the upper troposphere. *J. Phys. Chem. A* **2012**, *116*, 5990-6002, doi:10.1021/jp210935b.
- (6) Winkler, A. K.; Holmes, N. S.; Crowley, J. N. Interaction of methanol, acetone and formaldehyde with ice surfaces between 198 and 223 K. *Phys. Chem. Chem. Phys.* **2002**, *4*, 5270-5275, doi:10.1039/b206258e.

50. CH₃C(O)CH₃ on H₂O(l). Duan et al.¹ measured uptake between 260 and 285 K, deriving $\alpha = 0.066$ at the lower temperature and 0.013 at the higher, with several values measured in between. Measured values fit $\alpha/(1-\alpha) = \exp(-\Delta G_{\text{obs}}^{\ddagger}/RT)$, where $\Delta G_{\text{obs}}^{\ddagger} = -12.7 \text{ kcal/mol} + 53.6 \text{ cal mol}^{-1} \text{ K}^{-1} \text{ T(K)}$. Schütze and Herrmann² used a single suspended droplet flow reactor to measure the uptake of acetone and several larger carbonyl compounds at 293 K; their value for acetone of $\alpha = 5.4(+4.5/-2.6) \times 10^{-3}$ agrees well with the values of Duan et al. extrapolated to 293 K.

[Back to Table](#)

- (1) Duan, S. X.; Jayne, J. T.; Davidovits, P.; Worsnop, D. R.; Zahniser, M. S.; Kolb, C. E. Uptake of gas-phase acetone by water surfaces. *J. Phys. Chem.* **1993**, *97*, 2284-2288.
- (2) Schütze, M.; Herrmann, H. Uptake of acetone, 2-butanone, 2,3-butanedione and 2-oxopropanal on a water surface. *Phys. Chem. Chem. Phys.* **2004**, *6*, 965-971, doi:10.1039/b313474a.

51. CH₂(OH)C(O)CH₃ + H₂O(s). The uptake of hydroxyacetone was studied by Petitjean et al.¹ in a coated wall flow tube from 233 to 253 K. The uptake was reversible and obeyed a Langmuir adsorption isotherm. Heat of adsorption was reported to be -62 kJ/mole.

[Back to Table](#)

- (1) Petitjean, M.; Darvas, M.; Picaud, S.; Jedlovsky, P.; Le Calvé, S. Adsorption of hydroxyacetone on pure ice surfaces. *ChemPhysChem* **2010**, *11*, 3921-3927, doi:10.1002/cphc.201000629.

52. CH₃C(O)CHO on H₂O(l). Schütze and Herrmann¹ used a single suspended droplet flow reactor to measure the uptake of 2-oxopropynal at 293 K, their value of $\alpha = (1.5 \pm 0.5) \times 10^{-4}$ is lower than those measured for acetone and acetaldehyde.

[Back to Table](#)

- (1) Schütze, M.; Herrmann, H. Uptake of acetone, 2-butanone, 2,3-butanedione and 2-oxopropanal on a water surface. *Phys. Chem. Chem. Phys.* **2004**, *6*, 965-971, doi:10.1039/b313474a.

53. CH₃OC(O)OCH₃ on H₂O(l). Katrib et al.¹ measured the uptake of dimethyl carbonate on pure water and 0.1 M aqueous NaOH over a temperature range of 270–278 K using a droplet train flow reactor. Uptake was not obviously dependent on [OH⁻] and displayed a negative temperature dependence with individual measurements varying from $(11 \pm 2) \times 10^{-2}$ at 270 K to $(1.2 \pm 0.9) \times 10^{-2}$ at 276 K. Although the data are fairly noisy the authors derived a mass accommodation coefficient fitting of $\alpha/(1-\alpha) = \exp(-\Delta G_{\text{obs}}^{\ddagger}/RT)$,

where $\Delta G_{\text{obs}}^{\ddagger} = -(26 \pm 9)\text{kcal mol}^{-1} + (99 \pm 35)\text{ cal mol}^{-1} \text{ K}^{-1} \text{ T(K)}$. Similar mass accommodation data for diethyl carbonate are also presented.

[Back to Table](#)

- (1) Katrib, Y.; Deiber, Y.; Mirabel, P.; Le Calve, S.; George, C.; Mellouki, A.; Le Bras, G. Atmospheric loss processes of dimethyl and diethyl carbonate. *J. Atmos. Chem.* **2002**, *43*, 151-174.

- 54. HC(O)OH on H₂O(s).** The uptake of formic acid on ice has been measured in coated-wall flow tube from 187 to 221 K by Von Hessberg et al.³ and Jedlovsky et al.¹ Reversible uptakes are observed. Von Hessberg et al. fit their data to the Langmuir adsorption isotherm and report the adsorption constant to be $K_{\text{conc}} = 1.54 \times 10^{-24} \exp(6150/T) \text{ cm}^3/\text{molecule}$, for a saturated surface coverage of 2.2×10^{14} molecules/cm². Using a coated-wall flow tube coupled to a mass spectrometer, Symington et al.² report partition coefficients from 208 to 238 K. The uptake was reversible with partition coefficients, K_{part} , of $1.5 \times 10^{-8} \exp(5143/T) \text{ cm}$.

[Back to Table](#)

- (1) Jedlovsky, P.; Hantal, G.; Neurohr, K.; Picaud, S.; Hoang, P. N. M.; von Hessberg, P.; Crowley, J. N. Adsorption isotherm of formic acid on the surface of ice, as seen from experiments and grand canonical Monte Carlo simulation. *J. Phys. Chem. C* **2008**, *112*, 8976-8987, doi:10.1021/jp8012915.
- (2) Symington, A.; Cox, R. A.; Fernandez, M. A. Uptake of organic acids on ice surfaces: Evidence for surface modification and hydrate formation. *Z. Phys. Chem.* **2010**, *224*, 1219-1245, doi:10.1524/zpch.2010.6149.
- (3) von Hessberg, P.; Pouvesle, N.; Winkler, A. K.; Schuster, G.; Crowley, J. N. Interaction of formic and acetic acid with ice surfaces between 187 and 227 K. Investigation of single species- and competitive adsorption. *Phys. Chem. Chem. Phys.* **2008**, *10*, 2345-2355, doi:10.1039/b800831k.

- 55. HC(O)OH on H₂O(l).** Jayne et al.¹ measured uptake coefficients for formic acid between 260 and 291 K and derived accommodation coefficients fitting $\alpha/(1 - \alpha) = \exp(-\Delta G_{\text{obs}}^{\ddagger}/RT)$, where $\Delta G_{\text{obs}}^{\ddagger} = -7.9 \text{ kcal mol}^{-1} + 34.9 \text{ cal mol}^{-1} \text{ K}^{-1} \text{ T(K)}$.

[Back to Table](#)

- (1) Jayne, J. T.; Duan, S. X.; Davidovits, P.; Worsnop, D. R.; Zahniser, M. S.; Kolb, C. E. Uptake of gas-phase alcohol and organic acid molecules by water surfaces. *J. Phys. Chem.* **1991**, *95*, 6329-6336, doi:10.1021/j100169a047.

- 56. CH₃C(O)OH on H₂O(s).** The uptake of acetic acid on ice has been measured in coated-wall flow tubes by Sokolov and Abbatt³ from 222 to 245 K, by Picaud et al.² from 193 to 223 K, by von Hessberg et al.⁵ from 197 to 227 K, and Symington et al.⁴ from 208 to 238 K. In all cases, either BET or Langmuir adsorption isotherms are demonstrated and saturated surface coverage is observed with between 2 to 3×10^{14} molecules/cm². The values of the partition coefficients between the Sokolov and Abbatt, von Hessberg et al. and Symington et al. studies agree to within roughly a factor of two, whereas the Picaud et al. results are one to two orders of magnitude smaller at low temperatures. The overall adsorption coefficient expressions from the Sokolov and Abbatt data, von Hessberg et al. and Symington et al. are $K_{\text{conc}} = 8.3 \times 10^{-28} \exp(7825/T)$, $6.55 \times 10^{-25} \exp(6610/T)$, and $2.2 \times 10^{-23} \exp(5703/T) \text{ cm}^3/\text{molecule}$ (assuming a saturated surface coverage of 2.5×10^{14} molecules/cm²), respectively. Nitrous acid and acetic acid simultaneous uptake measurements to packed ice beds were found to be well described by a competitive Langmuir adsorption isotherm between 213 and 243 K. Labeled nitrous acid was monitored by radioactive methods, and acetic acid by CIMS (Kebrat et al.¹).

[Back to Table](#)

- (1) Kerbrat, M.; Huthwelker, T.; Bartels-Rausch, T.; Gäggeler, H. W.; Ammann, M. Co-adsorption of acetic acid and nitrous acid on ice. *Phys. Chem. Chem. Phys.* **2010**, *12*, 7194-7202, doi:10.1039/b924782c.
- (2) Picaud, S.; Hoang, P. N. M.; Peybernes, N.; Le Calve, S.; Mirabel, P. Adsorption of acetic acid on ice: Experiments and molecular dynamics simulations. *J. Chem. Phys.* **2005**, *122*, 194707, doi:10.1063/1.1888368.
- (3) Sokolov, O.; Abbatt, J. P. D. Adsorption to ice of n-alcohols (ethanol to 1-hexanol), acetic acid, and hexanal. *J. Phys. Chem. A* **2002**, *106*, 775-782, doi:10.1021/jp013291m.

- (4) Symington, A.; Cox, R. A.; Fernandez, M. A. Uptake of organic acids on ice surfaces: Evidence for surface modification and hydrate formation. *Z. Phys. Chem.* **2010**, *224*, 1219-1245, doi:10.1524/zpch.2010.6149.
- (5) von Hessberg, P.; Pouvesle, N.; Winkler, A. K.; Schuster, G.; Crowley, J. N. Interaction of formic and acetic acid with ice surfaces between 187 and 227 K. Investigation of single species- and competitive adsorption. *Phys. Chem. Chem. Phys.* **2008**, *10*, 2345-2355, doi:10.1039/b800831k.
- 57. CH₃C(O)OH on H₂O(l).** Jayne et al.¹ using a droplet train flow reactor measured uptake coefficients for acetic acid between 260 and 291 K and derived a mass accommodation coefficient fitting $\alpha/(1-\alpha) = \exp(-\Delta G_{\text{obs}}^{\ddagger}/RT)$, where $\Delta G_{\text{obs}}^{\ddagger} = -8.1 \text{ kcal mol}^{-1} + 34.9 \text{ cal mol}^{-1} \text{ K}^{-1} \text{ T(K)}$. Shi et al.² used the same technique to measure the uptake of both normal and deuterated acetic acid at 258 K and pH = 7. They obtained $\alpha = 0.19 (\pm 0.03)$ for normal acetic acid, while the uptake coefficient of the deuterated species was enhanced by surface isotopic exchange, equaling $0.96 (\pm 0.21)$.
[Back to Table](#)
- (1) Jayne, J. T.; Duan, S. X.; Davidovits, P.; Worsnop, D. R.; Zahniser, M. S.; Kolb, C. E. Uptake of gas-phase alcohol and organic acid molecules by water surfaces. *J. Phys. Chem.* **1991**, *95*, 6329-6336, doi:10.1021/j100169a047.
- (2) Shi, Q.; Li, Y. Q.; Davidovits, P.; Jayne, J. T.; Worsnop, D. R.; Mozurkewich, M.; Kolb, C. E. Isotope exchange for gas-phase acetic acid and ethanol at aqueous interfaces: A study of surface reactions. *J. Phys. Chem. B* **1999**, *103*, 2418-2430.
- 58. CH₃CO(O₂)NO₂ on H₂O(s).** The adsorption enthalpy has been measured to be -30 kJ/mole by Bartels-Rausch et al.¹
[Back to Table](#)
- (1) Bartels-Rausch, T.; Eichler, B.; Zimmermann, P.; Gaggeler, H. W.; Ammann, M. The adsorption enthalpy of nitrogen oxides on crystalline ice. *Atmos. Chem. Phys.* **2002**, *2*, 235-247.
- 59. Cl₂ on H₂O(s).** Measurement of Leu² yielded a limit of $<1 \times 10^{-4}$ for Cl₂ and is subject to same concern as NO₂ (see note). A similar limit of $<5 \times 10^{-5}$ has been measured by Kenner et al.,¹ which is also probably limited by surface saturation.
[Back to Table](#)
- (1) Kenner, R. D.; Plumb, I. C.; Ryan, K. R. Laboratory measurements of the loss of ClO on Pyrex, ice and NAT at 183 K. *Geophys. Res. Lett.* **1993**, *20*, 193-196.
- (2) Leu, M.-T. Laboratory studies of sticking coefficients and heterogeneous reactions important in the Antarctic stratosphere. *Geophys. Res. Lett.* **1988**, *15*, 17-20.
- 60. OCIO + H₂O(s).** Brown et al.¹ and Graham et al.² used complementary ultra high-vacuum (UHV) and coated-wall flow tube techniques to show sub-monolayer reversible absorption of OCIO on water ice at 100 K (UHV) and 189 and 200 K (flow tube). No kinetic data are available at stratospheric temperatures but the mass accommodation coefficient for 100 K ice surfaces is near unity, with values of 0.8 ± 0.2 reported for amorphous ice and 0.6 ± 0.2 for crystalline ice.²
[Back to Table](#)
- (1) Brown, L. A.; Vaida, V.; Hanson, D. R.; Graham, J. D.; Roberts, J. T. Uptake of chlorine dioxide by model PSCs under stratospheric conditions. *J. Phys. Chem.* **1996**, *100*, 3121-3125.
- (2) Graham, J. D.; Roberts, J. T.; Brown, L. A.; Vaida, V. Uptake of chlorine dioxide by model polar stratospheric cloud surfaces: Ultra high-vacuum studies. *J. Phys. Chem.* **1996**, *100*, 3115-3120, doi:10.1021/jp9516654.
- 61. HCl on H₂O(s).** The uptake coefficients of Leu¹⁶ (0.4; +0.6, -0.2) and Hanson and Ravishankara¹⁰ (≥ 0.3) are in reasonable agreement at stratospheric ice temperatures. At somewhat higher temperatures (205 K), Hynes et al.¹³ measured slightly lower values (0.1) which decreased at higher temperatures. At very low temperatures (80 to 120 K), Rieley et al.²¹ measured $\alpha = 0.95 \pm 0.05$.

A great deal of experimental effort (Abbatt et al.;^{1,2} Barone et al.;³ Koehler et al.;¹⁴ Chu et al.;⁴ Foster et al.;⁶ Graham and Roberts ;⁸ Graham and Roberts;⁹ Hanson and Ravishankara;¹⁰ Henson et al.;¹¹ Hynes et al.;¹³ Leu et al.;¹⁷ Marti et al.;¹⁸ McNeil et al.;²⁰ and McNeil et al.¹⁹) has gone into understanding the magnitude and nature of the uptake of HCl by ice surfaces under stratospheric and upper tropospheric conditions. A general observation is that water ice at stratospheric temperatures can take up a significant, but sub-monolayer, amount of HCl even at HCl partial pressures typical of the stratosphere. However, quantitative agreement in the size of the uptake is lacking, with a range of close to three orders of magnitude for partial pressures of 10^{-7} Torr at roughly 200 K. One issue is that the specific surface area of the ice was not measured in a number of early studies. Because the ice surface may have some roughness, depending on how it is prepared, a number of these uptakes may be biased high, if the surfaces were assumed to be smooth. Another issue is the partial pressure dependence of the uptake. In accord with a number of uptake measurements of other species on ice, saturated surface coverages are observed at about 2 to 3×10^{14} molecules/cm² in experiments where the specific surface area of the ice is well known (e.g. Henson et al.,¹¹ Hynes et al.,¹³ and McNeil et al.¹⁹). The drop-off into the unsaturated part of the adsorption isotherm appears to vary from experiment to experiment, as the HCl partial pressure is lowered. For example, Hanson and Ravishankara,¹⁰ do not observe a drop off down to partial pressures well below 10^{-7} Torr, whereas others (e.g. Henson et al.¹¹ and McNeil et al.¹⁹) see a significant drop-off at higher partial pressures. And so, at the very low partial pressures of the upper troposphere, the surface coverage may be quite unsaturated; even in the stratospheric regime, there may not exist a full monolayer coverage. Some of the most thorough studies have been performed recently. For example, in a coated-wall flow tube study on a variety of ice surfaces at close to 200 K McNeil et al.¹⁹ show that uptakes obeyed conventional Langmuir adsorption isotherms, and that they did not scale as well with the dissociative Langmuir isotherm. A weak adsorption enthalpy of -15 kJ/mole was derived, but the accuracy of this value may be impacted by measurements made at three relatively close temperatures; the true value is likely much higher. Langmuir adsorption constants, $K_{\text{conc}} = 3.1 \times 10^{-11}$, 8.4×10^{-11} , and 3.9×10^{-11} cm³/molecule, were obtained at 213, 203, and 196 K, respectively. By contrast the work of Henson et al.¹¹ using a static adsorption technique yields a much lower (one to two orders of magnitude) surface coverage for the same HCl partial pressures and temperatures.

Note that for the same experimental conditions, the uptake may be affected by co-adsorbed species. Studies by Hynes et al.¹² and Sokolov and Abbatt²² involving co-adsorption of HNO₃ indicate that HNO₃ binds more strongly than HCl, but that the presence of HCl does lead to suppressed HNO₃ uptake relative to behavior on bare ice surfaces. Fernandez et al.⁵ also show that HCl uptake is significantly suppressed on a surface that has been exposed to HNO₃.

Both the thermodynamic and spectroscopic properties of adsorbed HCl suggest that a large fraction dissociates to ions, forms ionic hydrates (especially at low temperatures), and is highly reactive (with ClONO₂, HOBr and HOCl). Also, adsorption and desorption profiles in flow tubes suggest that uptake occurs via both reversible and irreversible processes, probably related to partitioning to different surface sites such as the ice faces or grain boundaries. These experimental results contrast with initial theoretical calculations that predicted undissociated HCl hydrogen bonded to the ice surface and a very small adsorption probability at stratospheric temperatures (Kroes and Clary¹⁵); more recent simulations result in higher adsorption energies and theoretical accommodation coefficients of one for 190-K surfaces (Wang and Clary²³). Molecular dynamics calculations by Gertner and Hynes⁷ also show that ionic absorption is thermodynamically favorable by about 5 kcal/mole, facilitated by the role of mobile water molecules on the ice surface that can hydrate the ions. Using ellipsometry McNeil et al.²⁰ have experimentally shown the presence of a disordered layer on the ice surface, sometimes referred to as the quasi liquid layer, arising from HCl adsorption at low temperatures and partial pressures. By contrast, at HCl partial pressures significantly above those typical of the stratosphere, a thermodynamically stable liquid surface layer forms on the ice, greatly enhancing the total amount of HCl that the surface can absorb (Abbatt et al.²). These conditions should be avoided for lab studies as they are not atmospherically appropriate.

[Back to Table](#)

- (1) Abbatt, J. P. D. Interaction of HNO₃ with water-ice surfaces at temperatures of the free troposphere. *Geophys. Res. Lett.* **1997**, *24*, 1479-1482.
- (2) Abbatt, J. P. D.; Beyer, K. D.; Fucaloro, A. F.; McMahon, J. R.; Wooldridge, P. J.; Zhong, R.; Molina, M. J. Interaction of HCl vapor with water-ice: Implications for the stratosphere. *J. Geophys. Res.* **1992**, *97*, 15819-15826.

- (3) Barone, S. B.; Zondlo, M. A.; Tolbert, M. A. Investigation of the heterogeneous reactivity of HCl, HBr, and HI on ice surfaces. *J. Phys. Chem. A* **1999**, *103*, 9717-9730.
- (4) Chu, L. T.; Leu, M.-T.; Keyser, L. F. Uptake of HCl in water ice and nitric acid ice films. *J. Phys. Chem.* **1993**, *97*, 7779-7785.
- (5) Fernandez, M. A.; Hynes, R. G.; Cox, R. A. Kinetics of ClONO₂ reactive uptake on ice surfaces at temperatures of the upper troposphere. *J. Phys. Chem. A* **2005**, *109*, 9986-9996, doi:10.1021/jp053477b.
- (6) Foster, K. L.; Tolbert, M. A.; George, S. M. Interaction of HCl with ice: Investigation of the predicted trihydrate, hexahydrate, and monolayer regimes. *J. Phys. Chem. A* **1997**, *101*, 4979-4986.
- (7) Gertner, B. J.; Hynes, J. T. Molecular dynamics simulation of hydrochloric acid ionization at the surface of stratospheric ice. *Science* **1996**, *271*, 1563-1566.
- (8) Graham, J. D.; Roberts, J. T. Interaction of hydrogen chloride with an ultrathin ice film: Observation of adsorbed and absorbed states. *J. Phys. Chem.* **1994**, *98*, 5974-5983, doi:10.1021/j100074a026.
- (9) Graham, J. D.; Roberts, J. T. Interactions of HCl with crystalline and amorphous ice: Implications for the mechanisms of ice-catalyzed reactions. *Geophys. Res. Lett.* **1995**, *22*, 251-254.
- (10) Hanson, D. R.; Ravishankara, A. R. Investigation of the reactive and nonreactive processes involving ClONO₂ and HCl on water and nitric acid doped ice. *J. Phys. Chem.* **1992**, *96*, 2682-2691.
- (11) Henson, B. F.; Wilson, K. R.; Robinson, J. M.; Noble, C. A.; Casson, J. L.; Worsnop, D. R. Experimental isotherms of HCl on H₂O ice under stratospheric conditions: Connections between bulk and interfacial thermodynamics. *J. Chem. Phys.* **2004**, *121*, 8486-8499, doi:10.1063/1.1803542.
- (12) Hynes, A. J.; Fernandez, M. A.; Cox, R. A. Uptake of HNO₃ on water-ice and coadsorption of HNO₃ and HCl in the temperature range 210–235 K. *J. Geophys. Res.* **2002**, *107*, 4797, doi:10.1029/2001JD001557.
- (13) Hynes, R. G.; Mossinger, J. C.; Cox, R. A. The interaction of HCl with water-ice at tropospheric temperatures. *Geophys. Res. Lett.* **2001**, *28*, 2827-2830.
- (14) Koehler, B. G.; McNeill, L. S.; Middlebrook, A. M.; Tolbert, M. A. Fourier transform infrared studies of the interaction of HCl with model polar stratospheric cloud films. *J. Geophys. Res.* **1993**, *98*, 10563-10571.
- (15) Kroes, G.-J.; Clary, D. C. Sticking of HCl and ClOH to ice: A computational study. *J. Phys. Chem.* **1992**, *96*, 7079-7088.
- (16) Leu, M.-T. Laboratory studies of sticking coefficients and heterogeneous reactions important in the Antarctic stratosphere. *Geophys. Res. Lett.* **1988**, *15*, 17-20.
- (17) Leu, M.-T.; Timonen, R. S.; Keyser, L. F. Kinetics of the heterogeneous reaction HNO₃(g) + NaBr(s) ⇌ HBr(g) + NaNO₃(s). *J. Phys. Chem. A* **1997**, *101*, 278-282.
- (18) Marti, J.; Mauersberger, K.; Hanson, D. HCl dissolved in solid mixtures of nitric acid and ice: Implications for the polar stratosphere. *Geophys. Res. Lett.* **1991**, *18*, 1861-1864.
- (19) McNeill, V. F.; Geiger, F. M.; Loerting, T.; Trout, B. L.; Molina, L. T.; Molina, M. J. Interaction of hydrogen chloride with ice surfaces: The effects of grain size, surface roughness, and surface disorder. *J. Phys. Chem. A* **2007**, *111*, 6274-6284, doi:10.1021/jp068914g.
- (20) McNeill, V. F.; Loerting, T.; Geiger, F. M.; Trout, B. L.; Molina, M. J. Hydrogen chloride-induced surface disordering on ice. *Proc. Nat. Acad. Sci.* **2006**, *103*, 9422-9427.
- (21) Rieley, H.; Aslin, H. D.; Haq, S. Sticking of HCl on a type-II polar stratospheric cloud mimic. *J. Chem. Soc. Faraday Trans.* **1995**, *91*, 2349-2351.
- (22) Sokolov, O.; Abbatt, J. P. D. Competitive adsorption of atmospheric trace gases onto ice at 228 K: HNO₃/HCl, 1-butanol/acetic acid and 1-butanol/HCl. *Geophys. Res. Lett.* **2002**, *29*, 1851, doi:10.1029/2002GL014843.
- (23) Wang, L.; Clary, D. C. Time-dependent wave packet studies on the sticking of HCl to an ice surface. *J. Chem. Phys.* **1996**, *104*, 5663-5673.

62. HCl on H₂O(1). Recommendation is based on Van Doren et al.³ and Schweitzer et al.¹ Using a droplet train flow reactor, Van Doren et al.³ measured α 's decrease from 0.18 ± 0.02 at 274 K to 0.064 ± 0.01 at 294 K, demonstrating strong negative temperature dependence. Schweitzer et al.¹ used the same technique over a temperature range of 262 to 281 K obtaining values decreasing from 0.24 to 0.13 that agree very well with the Van Doren et al. data. Tang and Munkelwitz² have measured a larger (0.45 ± 0.4) HCl evaporation coefficient for an aqueous NH₄Cl droplet at 299 K.

[Back to Table](#)

- (1) Schweitzer, F.; Mirabel, P.; George, C. Uptake of hydrogen halides by water droplets. *J. Phys. Chem. A* **2000**, *104*, 72-76, doi:10.1021/jp992621o.
- (2) Tang, I. N.; Munkelwitz, H. R. Evaporation kinetics of ammonium chloride solution droplets in water vapor. *J. Colloid Interface Sci.* **1989**, *128*, 289-295.
- (3) Van Doren, J. M.; Watson, L. R.; Davidovits, P.; Worsnop, D. R.; Zahniser, M. S.; Kolb, C. E. Temperature dependence of the uptake coefficients of HNO₃, HCl, and N₂O₅ by water droplets. *J. Phys. Chem.* **1990**, *94*, 3265-3269.

63. HCl on HNO₃·nH₂O. There was previously severe disagreement between Hanson and Ravishankara³ ($\alpha \geq 0.3$) for NAT (54 wt% HNO₃), and Leu and coworkers (Moore et al.⁵ and Leu et al.⁴). However, subsequent experiments at lower HCl concentrations by Leu and coworkers² as well as Abbatt and Molina¹ are generally consistent with Hanson and Ravishankara. The measurements of Hanson and Ravishankara are consistent with $\alpha = 1$. The experiments at stratospherically representative HCl concentrations show that HNO₃-rich NAT surfaces adsorb significantly less HCl than H₂O-rich surfaces, with the uptake at a fixed temperature determined by the partial pressure of water.¹

[Back to Table](#)

- (1) Abbatt, J. P. D.; Molina, M. J. The heterogeneous reaction of HOCl + HCl → Cl₂ + H₂O on ice and nitric acid trihydrate: Reaction probabilities and stratospheric implications. *Geophys. Res. Lett.* **1992**, *19*, 461-464.
- (2) Chu, L. T.; Leu, M.-T.; Keyser, L. F. Uptake of HCl in water ice and nitric acid ice films. *J. Phys. Chem.* **1993**, *97*, 7779-7785.
- (3) Hanson, D. R.; Ravishankara, A. R. Investigation of the reactive and nonreactive processes involving ClONO₂ and HCl on water and nitric acid doped ice. *J. Phys. Chem.* **1992**, *96*, 2682-2691.
- (4) Leu, M.-T.; Moore, S. B.; Keyser, L. F. Heterogeneous reactions of chlorine nitrate and hydrogen chloride on Type I polar stratospheric clouds. *J. Phys. Chem.* **1991**, *95*, 7763-7771.
- (5) Moore, S. B.; Keyser, L. F.; Leu, M. T.; Turco, R. P.; Smith, R. H. Heterogeneous reactions on nitric acid trihydrate. *Nature* **1990**, *345*, 333-335.

64. HCl on H₂SO₄·nH₂O. Measurements by Watson et al.⁹ at 284 K show $\alpha = 0.15 \pm 0.01$ independent of n for n ≥ 8. Experimental uptake and, therefore, apparent α falls off for n ≤ 8 (≥40 wt% H₂SO₄). This behavior is also observed at a stratospheric temperature (218 K) by Hanson and Ravishankara.⁴ Hanson and Lovejoy³ reported a value of 0.75 ± 0.2 for 26 wt% H₂SO₄ at 272 K. More extensive measurements performed by Robinson et al.⁷ at lower temperatures, also yielded higher values, reaching 1.03 ± 0.10 for 39 wt% H₂SO₄ at 230 K; they also observed enhanced uptake for 69 wt% H₂SO₄ that was attributed to the formation of chlorosulfonic acid. Solubility constraints also controlled earlier low temperature uptake measurements of Tolbert et al.⁸ A review of the most recent solubility data is presented in Table 5-6. Molecular beam measurements of HCl impingement on liquid deuterated sulfuric acid surfaces determine the fraction of HCl scattered with no reaction and the fraction that is reactively converted and emitted as DCl. The fraction converted to DCl is assumed to have undergone interfacial transport, representing a lower limit to the mass accommodation coefficient, which varies from ~0.7 at 53–55 wt% D₂SO₄ to ~0.1 near 70 wt.% Behr et al.¹ More recent measurements indicate that the conversion fraction is relatively insensitive to HCl kinetic energy over the range of 6 to 140 kJ mol⁻¹, and that the conversion fraction for 72 wt% D₂SO₄ varies less dramatically, from ~0.33 at 213 K to ~0.47 at 243 K Behr et al.² The basic technique and analysis rationale are reviewed by Nathanson.⁵ The impact of organic surfactants on mass accommodation sulfuric acid, including the surprising fact that a surface layer of butanol actually significantly enhances HCl uptake in 213 K, 56–68 wt% D₂SO₄ is reviewed in Park et al.⁶ These studies strongly indicate that the mass accommodation coefficient for 50–72 wt% sulfuric acid surfaces for temperatures below 243 K is >0.1.

[Back to Table](#)

- (1) Behr, P.; Morris, J. R.; Antman, M. D.; Ringeisen, B. R.; Splan, J. R.; Nathanson, G. M. Reaction and desorption of HCl and HBr following collisions with supercooled sulfuric acid. *Geophys. Res. Lett.* **2001**, *28*, 1961-1964.
- (2) Behr, P.; Scharfenort, U.; Ataya, K.; Zellner, R. Dynamics and mass accommodation of HCl molecules on sulfuric acid-water surfaces. *Phys. Chem. Chem. Phys.* **2009**, *11*, 8048-8055, doi:10.1039/b904629a.

- (3) Hanson, D. R.; Lovejoy, E. R. Heterogeneous reactions in liquid sulfuric Acid: HOCl + HCl as a model system. *J. Phys. Chem.* **1996**, *100*, 6397-6405.
- (4) Hanson, D. R.; Ravishankara, A. R. Investigation of the reactive and nonreactive processes involving ClONO₂ and HCl on water and nitric acid doped ice. *J. Phys. Chem.* **1992**, *96*, 2682-2691.
- (5) Nathanson, G. M. Molecular beam studies of gas-liquid interfaces. *Ann. Rev. Phys. Chem.* **2004**, *55*, 231-255.
- (6) Park, S.-C.; Burden, D. K.; Nathanson, G. M. Surfactant control of gas transport and reactions at the surface of sulfuric acid. *Acc. Chem. Res.* **2009**, *42*, 379-387.
- (7) Robinson, G. N.; Worsnop, D. R.; Jayne, J. T.; Kolb, C. E.; Swartz, E.; Davidovits, P. Heterogeneous uptake of HCl by sulfuric acid solutions. *J. Geophys. Res.* **1998**, *103*, 25371-25381.
- (8) Tolbert, M. A.; Rossi, M. J.; Golden, D. M. Heterogeneous interactions of chlorine nitrate, hydrogen chloride and nitric acid with sulfuric acid surfaces at stratospheric temperatures. *Geophys. Res. Lett.* **1988**, *15*, 847-850.
- (9) Watson, L. R.; Doren, J. M. V.; Davidovits, P.; Worsnop, D. R.; Zahniser, M. S.; Kolb, C. E. Uptake of HCl molecules by aqueous sulfuric acid droplets as a function of acid concentration. *J. Geophys. Res.* **1990**, *95*, 5631-5638.
- 65. HCl on H₂SO₄•4H₂O(s).** Uptake is a strong function of temperature and water vapor partial pressure (relative humidity) (Zhang et al.¹), both of which affect adsorbed surface water.
[Back to Table](#)
- (1) Zhang, R.; Wooldridge, P. J.; Molina, M. J. Vapor pressure measurements for the H₂SO₄/HNO₃/H₂O and H₂SO₄/HCl/H₂O systems: Incorporation of stratospheric acids into background sulfate aerosols. *J. Phys. Chem.* **1993**, *97*, 8541-8548.
- 66. ClONO₂ on H₂O(l).** Dieber et al.¹ used a droplet train apparatus to measure the uptake of ClONO₂ on NaBr aqueous solutions to deduce the mass accommodation coefficient of 0.108 ± 0.011 at 274.5 K. This value may be affected by the reaction with interfacial Br⁻.
[Back to Table](#)
- (1) Deiber, G.; George, C.; Le Calve, S.; Schweitzer, F.; Mirabel, P. Uptake study of ClONO₂ and BrONO₂ by halide containing droplets. *Atmos. Chem. Phys.* **2004**, *4*, 1291-1299.
- 67. CCl₃CHO + H₂O(s).** The uptake of CCl₃CHO to ice was studied by Symington et al.¹ from 208 to 228 K in a coated-wall flow reactor coupled to a mass spectrometer. There was an irreversible component to the uptake, which was attributed to hydrolysis. The partition coefficient is reported to be 7.52 × 10⁻⁴ exp(2069/T) cm.
[Back to Table](#)
- (1) Symington, A.; Leow, L. M.; Griffiths, P. T.; Cox, R. A. Adsorption and hydrolysis of alcohols and carbonyls on ice at temperatures of the upper troposphere. *J. Phys. Chem. A* **2012**, *116*, 5990-6002, doi:10.1021/jp210935b.
- 68. Halocarbonyls on H₂O(l).** Uptake is limited by Henry's law solubility and hydrolysis rate constants (De Bruyn et al.^{1,2} and George et al.^{3,4}).
[Back to Table \(CCl₂O\)](#) [Back to Table \(CCl₃CClO\)](#) [Back to Table \(CF₂O\)](#) [Back to Table \(CF₃CFO\)](#) [Back to Table \(CF₃CClO\)](#)
- (1) De Bruyn, W. J.; Duan, S. X.; Shi, X. Q.; Davidovits, P.; Worsnop, D. R.; Zahniser, M. S.; Kolb, C. E. Tropospheric heterogeneous chemistry of haloacetyl and carbonyl halides. *Geophys. Res. Lett.* **1992**, *19*, 1939-1942.
- (2) De Bruyn, W. J.; Shorter, J. A.; Davidovits, P.; Worsnop, D. R.; Zahniser, M. S.; Kolb, C. E. Uptake of haloacetyl and carbonyl halides by water surfaces. *Environ. Sci. Technol.* **1995**, *29*, 1179-1185.
- (3) George, C.; Lagrange, J.; Lagrange, P.; Mirabel, P.; Pallares, C.; Ponche, J. L. Heterogeneous chemistry of trichloroacetyl chloride in the atmosphere. *J. Geophys. Res.* **1994**, *99*, 1255-1262.
- (4) George, C.; Saison, J. Y.; Ponche, J. L.; Mirabel, P. Kinetics of mass transfer of carbonyl fluoride, trifluoroacetyl fluoride, and trifluoroacetyl chloride at the air/water interface. *J. Phys. Chem.* **1994**, *98*, 10857-10862, doi:10.1021/j100093a029.

69. HBr on H₂O(s) and HNO₃•nH₂O. Hanson and Ravishankara^{5,6} have reported large uptake coefficients for HBr on 200-K ice and NAT. Lower limits of >0.3 and >0.2 for ice are reported in the two referenced publications, respectively, and a limit of >0.3 is reported for NAT. No surface saturation was observed, leading to the supposition that HBr, like HCl, dissociates to ions on ice surfaces at stratospheric temperatures. Abbatt¹ measured an uptake coefficient lower limit of >0.03 on water ice at 228 K consistent with Hanson and Ravishankara. Rieley et al.⁹ measured an α of 1.0 ± 0.05 for water ice at 80–120 K. Flückiger et al.⁴ report α values of ~0.2 at 210 K, increasing to ~0.3 at 190 K, while Percival et al.⁸ measured an α of 0.03 ± 0.005 for water ice at $T > 212$ K, and $\alpha > 0.1$ at $T < 212$ K, attributing the apparent increase in the uptake coefficient to an increase in the surface area of the ice. Hudson et al.⁷ report $\alpha = 0.61 \pm 0.06$ at 140 K, and $\alpha = 0.24 \pm 0.05$ at 100 K, for HBr pressures ranging from 3×10^{-8} to 1.4×10^{-7} Torr. Equilibrium HBr coverages for ice are reported by Chu and Heron³ at 188 and 195 K, and by Chu and Chu² at 180–220 K. The latter authors also report the formation of various solid HBr hydrates. Given that no surface saturation is observed in the kinetics experiments leads to the supposition that HBr, like HCl, dissociates to ions. In addition to hydrate formation, it is likely that bulk melting of the ice surfaces may occur at stratospheric temperatures and the partial pressures used in the lab, to form thermodynamically stable HBr-H₂O solutions. Such behavior may not occur in the atmosphere where partial pressures of HBr are typically much lower than those used in the lab.

[Back to Table](#)

- (1) Abbatt, J. P. D. Heterogeneous reaction of HOBr with HBr and HCl on ice surfaces at 228 K. *Geophys. Res. Lett.* **1994**, *21*, 665-668.
- (2) Chu, L.; Chu, L. T. Heterogeneous interaction and reaction of HOBr on ice films. *J. Phys. Chem. A* **1999**, *103*, 8640-8649.
- (3) Chu, L. T.; Heron, J. W. Uptake of HBr on ice at polar atmospheric conditions. *Geophys. Res. Lett.* **1995**, *22*, 3211-3214.
- (4) Flückiger, B.; Thielmann, A.; Gutzwiller, L.; Rossi, M. J. Real time kinetics and thermochemistry of the uptake of HCl, HBr, and HI on water ice in the temperature range of 190 to 210 K. *Ber. Bunsenges. Phys. Chem.* **1998**, *102*, 915-928.
- (5) Hanson, D. R.; Ravishankara, A. R. Heterogeneous chemistry of HBr and HF. *J. Phys. Chem.* **1992**, *96*, 9441-9446.
- (6) Hanson, D. R.; Ravishankara, A. R. In *The Tropospheric Chemistry of Ozone in the Polar Regions*; Niki, H., Becker, K. H., Eds.; NATO, 1993; pp 17281-17290.
- (7) Hudson, P. K.; Foster, K. L.; Tolbert, M. A.; George, S. M.; Carlo, S. R.; Grassian, V. H. HBr uptake on ice: Uptake coefficient, H₂O/HBr hydrate formation, and H₂O desorption kinetics. *J. Phys. Chem. A* **2001**, *105*, 694-702, doi:10.1021/jp002700w.
- (8) Percival, C. J.; Mossinger, J. C.; Cox, R. A. The uptake of HI and HBr on ice. *Phys. Chem. Chem. Phys.* **1999**, *1*, 4565-4570.
- (9) Rieley, H.; Aslin, H. D.; Haq, S. Sticking of HCl on a type-II polar stratospheric cloud mimic. *J. Chem. Soc. Faraday Trans.* **1995**, *91*, 2349-2351.

70. HBr on H₂O(l). Schweitzer et al.² used the droplet train flow reactor technique over a temperature range of 262 to 281 K obtaining values decreasing from 0.16 to 0.068. Li et al.¹ and Zhang et al.³ used the same technique to measure higher values of 0.14 ± 0.02 at 283 K and 0.21 ± 0.3 at 273 K, respectively. Given the good agreement between the two groups for HCl mass accommodation coefficients on water, there is no obvious reason for the discrepancy of a factor of 2-3 for HBr.

[Back to Table](#)

- (1) Li, Y. Q.; Zhang, H. Z.; Davidovits, P.; Jayne, J. T.; Kolb, C. E.; Worsnop, D. R. Uptake of HCl(g) and HBr(g) on ethylene glycol surfaces as a function of relative humidity and temperature. *J. Phys. Chem. A* **2002**, *106*, 1220-1227, doi:10.1021/jp012861f.
- (2) Schweitzer, F.; Mirabel, P.; George, C. Uptake of hydrogen halides by water droplets. *J. Phys. Chem. A* **2000**, *104*, 72-76, doi:10.1021/jp992621o.
- (3) Zhang, H. Z.; Li, Y. Q.; Davidovits, P.; R., W. L.; Jayne, J. T.; Kolb, C. E.; Worsnop, D. R. Uptake of gas-phase species by 1-octanol. 2. Uptake of hydrogen halides and acetic acid as a function of relative humidity and temperature. *J. Phys. Chem. A* **2003**, *107*, 6398-6407, doi:10.1021/jp034254t.

71. **HBr on H₂SO₄•nH₂O.** Molecular beam measurements of HBr impingement on liquid deuterated sulfuric acid surfaces determine the fraction of HBr scattered with no reaction and the fraction that reacts, exchanging H for D, and is emitted as DBr. The fraction converted to DBr is assumed to have undergone interfacial transport, representing a lower limit to the mass accommodation coefficient, which varies from ~0.7 at 55 wt% D₂SO₄ to ~0.2 near 70 wt% Behr et al.¹ This strongly indicates that the mass accommodation coefficient for HBr is >0.1 for 55–72 wt% H₂SO₄ at 213 K.
[Back to Table](#)
- (1) Behr, P.; Morris, J. R.; Antman, M. D.; Ringeisen, B. R.; Splan, J. R.; Nathanson, G. M. Reaction and desorption of HCl and HBr following collisions with supercooled sulfuric acid. *Geophys. Res. Lett.* **2001**, *28*, 1961-1964.
72. **HOBr on H₂O(s).** Abbatt¹ measured an uptake coefficient for water ice of 2×10^{-3} at 228 K. Chu and Chu³ report an uptake coefficient corrected for porosity effects in the range 0.11 to 0.007 at 190–218 K, with an exponential temperature dependence of $(3809 \pm 76)/T$, and in the range 2×10^{-3} to 6×10^{-4} at 223–239 K, with an exponential temperature dependence of $(4658 \pm 456)/T$. Chaix et al.² measured the uptake coefficient as a function of temperature on three different types of water-ice, obtaining values ranging from ~0.3 at 185 K to ~0.03 at 205 K, with an exponential temperature dependence of $(4900 \pm 500)/T$. Mössinger et al.⁵ report an uptake coefficient value of 0.003 at 227 K increasing to 0.040 at 205 K. The four sets of results are in reasonable agreement with each other, and the temperature dependence of the uptake coefficient is attributed predominantly to changes in the evaporation rate. The results indicate that the uptake of HOBr on ice cannot be explained with Langmuir-type adsorption isotherms and that the process is not reversible, probably proceeding via the self-reaction of HOBr to form Br₂O, or possibly by formation of hydrates. Using a common precursor model, Flückiger and Rossi⁴ have estimated accommodation coefficients α which are considerably larger than the measured uptake coefficients, with α values ranging from 0.18 at 215 K to 0.46 at 190 K.
[Back to Table](#)
- (1) Abbatt, J. P. D. Heterogeneous reaction of HOBr with HBr and HCl on ice surfaces at 228 K. *Geophys. Res. Lett.* **1994**, *21*, 665-668.
- (2) Chaix, L.; Allanic, A.; Rossi, M. J. Heterogeneous chemistry of HOBr on different types of ice and on ice doped with HCl, HBr, and HNO₃ at 175 K < T < 125 K. *J. Phys. Chem. A* **2000**, *104*, 7268-7277, doi:10.1021/jp001018z.
- (3) Chu, L.; Chu, L. T. Heterogeneous interaction and reaction of HOBr on ice films. *J. Phys. Chem. A* **1999**, *103*, 8640-8649.
- (4) Flückiger, B.; Rossi, M. J. Common precursor mechanism for the heterogeneous reaction of D₂O, HCl, HBr, and HOBr with water ice in the range 170-230 K: Mass accommodation coefficients on ice. *J. Phys. Chem. A* **2003**, *107*, 4103-4115, doi:10.1021/jp021956u.
- (5) Mössinger, J. C.; Hynes, R. G.; Cox, R. A. Interaction of HOBr and HCl on ice surfaces in the temperature range 205–227 K. *J. Geophys. Res.* **2002**, *107*, 4740, doi:10.1029/2002JD002151.
73. **HOBr on H₂O(l).** See Note on HOBr + KBr and NaBr in reactive uptake table.
[Back to Table](#)
74. **HOBr on H₂SO₄•nH₂O(l).** Abbatt¹ measured an uptake coefficient of 0.06 ± 0.02 by measuring HOBr gas phase loss at 228 K. This result may well be a lower limit due to surface saturation effects and the uptake may have been due to Br₂O formation.
[Back to Table](#)
- (1) Abbatt, J. P. D. Heterogeneous reaction of HOBr with HBr and HCl on ice surfaces at 228 K. *Geophys. Res. Lett.* **1994**, *21*, 665-668.
75. **BrONO₂ on H₂O(l).** Dieber et al.¹ used a droplet train apparatus to measure the uptake of BrONO₂ on NaBr aqueous solutions to deduce the mass accommodation coefficient of 0.063 ± 0.021 at 274.5 K. This value may be affected by the reaction with interfacial Br⁻.
[Back to Table](#)

- (1) Deiber, G.; George, C.; Le Calve, S.; Schweitzer, F.; Mirabel, P. Uptake study of ClONO₂ and BrONO₂ by halide containing droplets. *Atmos. Chem. Phys.* **2004**, *4*, 1291-1299.
- 76. BrONO₂ on H₂SO₄•nH₂O.** Hanson¹ modeled wetted-wall flow reactor data and aerosol flow reactor data to estimate $\alpha = 0.80$ over a wide range of temperatures and acid concentrations.
[Back to Table](#)
- (1) Hanson, D. Reactivity of BrONO₂ and HOBr on sulfuric acid solutions at low temperatures. *J. Geophys. Res.* **2003**, *108*, 4239, doi: 10.1029/2002JD002519.
- 77. CHBr₃ on H₂O(s) and H₂SO₄•nH₂O(l).** Hanson and Ravishankara¹ investigated the uptake of bromoform on ice and 58 wt% sulfuric acid at 220 K. No uptake on ice was observed, with a measured uptake coefficient of $<6 \times 10^{-5}$. Reversible uptake by the sulfuric acid surface was observed with an initial uptake coefficient of $>3 \times 10^{-3}$; both measurements are probably limited by surface saturation.
[Back to Table](#)
- (1) Hanson, D. R.; Ravishankara, A. R. In *The Tropospheric Chemistry of Ozone in the Polar Regions*; Niki, H., Becker, K. H., Eds.; NATO, 1993; pp 17281-17290.
- 78. BrCl on H₂O(l).** Katrib et al.¹ used a droplet train flow reactor to measure the uptake of BrCl as a function of NaOH concentration over the temperature range of 270–285 K. Data were too noisy to assign a clear temperature dependence, but an average over measurements at 270, 274, 280, and 285 K for higher [NaOH] where reactive scavenging relieved solubility constraints yielded $\alpha = 0.33 \pm 0.18$. The recommended lower limit is consistent with this value.
[Back to Table](#)
- (1) Katrib, Y.; Deiber, G.; Schweitzer, F.; Mirabel, P.; George, C. Chemical transformation of bromine chloride at the air/water interface. *J. Aerosol Sci.* **2001**, *32*, 893-911.
- 79. I₂ on H₂O(l).** Takami et al.¹ used the impinging flow technique to investigate the uptake of I₂ at 293 K as a function of pH. While solubility constraints prevented a clear measure of mass accommodation, they modeled high pH data where solubility constraints were relaxed by reactive scavenging by OH⁻ to determine that $\alpha \geq 0.1$.
[Back to Table](#)
- (1) Takami, A.; Kondo, T.; Kado, A.; Koda, S. The uptake coefficient of I₂ on various aqueous surfaces. *J. Atmos. Chem.* **2001**, *39*, 139-153.
- 80. HI on H₂O(s).** The uptake of HI has been studied by Chu and Chu¹ in a coated-wall flow tube to be large between 188 and 195 K, in the multi-layer coverage regime. Under their experimental conditions, it is likely that the surface is melting to form a bulk solution and/or hydrates are forming. Percival et al.² also report efficient uptake with the same technique between 200 and 233 K, with the uptake coefficient of 0.02 ± 0.004 above 212 K and larger than 0.1 for temperatures below 212 K.
[Back to Table](#)
- (1) Chu, L. T.; Chu, L. Uptake and interaction of HI on ice films. *J. Phys. Chem. B* **1997**, *101*, 6271-6275.
(2) Percival, C. J.; Mossinger, J. C.; Cox, R. A. The uptake of HI and HBr on ice. *Phys. Chem. Chem. Phys.* **1999**, *1*, 4565-4570.
- 81. HI on H₂O(l).** Schweitzer et al.¹ used the droplet train flow reactor technique over a temperature range of 262 to 281 K, obtaining values decreasing from 0.19 to 0.079. Zhang et al.² used the same technique to obtain a value of 0.17 ± 0.02 at 273 K, which is a little less than a factor of two higher than indicated by the Schweitzer et al. measurements for that temperature.
[Back to Table](#)
- (1) Schweitzer, F.; Mirabel, P.; George, C. Uptake of hydrogen halides by water droplets. *J. Phys. Chem. A* **2000**, *104*, 72-76, doi:10.1021/jp992621o.

- (2) Zhang, H. Z.; Li, Y. Q.; Davidovits, P.; R., W. L.; Jayne, J. T.; Kolb, C. E.; Worsnop, D. R. Uptake of gas-phase species by 1-octanol. 2. Uptake of hydrogen halides and acetic acid as a function of relative humidity and temperature. *J. Phys. Chem. A* **2003**, *107*, 6398-6407, doi:10.1021/jp034254t.

82. HOI on H₂SO₄•nH₂O. Knudsen cell studies by Allanic and Rossi¹ measured uptake at several temperatures for 40, 50, and 70 acid wt%. Time dependent studies show no sign of saturation, so uptake coefficients should correspond to mass accommodation coefficients. Some acid concentration data in the table have been averaged for similar temperatures and rounded to one significant figure. An uncertainty factor of three has been assigned due to the relatively small number of temperature/concentration points studied and a lack of confirming studies from other laboratories. The authors note evidence of HOI disproportionation to form I₂, however, this second order reaction is unlikely to occur under atmospheric conditions.

[Back to Table](#)

- (1) Allanic, A.; Rossi, M. J. Heterogeneous reactions of HOI on substrates of atmospheric importance. *J. Geophys. Res.* **1999**, *104*, 18,689-618,696.

83. HF on H₂O(s) and HNO₃•nH₂O(s). Hanson and Ravishankara¹ attempted to measure the uptake of HF by 200 K water ice and NAT surfaces but were unable to observe measurable adsorption. They surmise that, unlike HCl and HBr, HF does not dissociate to ions on ice or NAT surfaces at 200 K. Lack of measurable uptake is probably due to surface saturation.

[Back to Table](#)

- (1) Hanson, D. R.; Ravishankara, A. R. Heterogeneous chemistry of HBr and HF. *J. Phys. Chem.* **1992**, *96*, 9441-9446.

84. CF₃CH₂OH + H₂O(s). The uptake of 1,1,1-trifluoroethanol to ice was studied by Symington et al.¹ from 208 to 228 K in a coated-wall flow reactor coupled to a mass spectrometer. Uptakes were observed to be reversible and exhibited Langmuir-type behavior. The partition coefficient is reported to be $3.74 \times 10^{-12} \exp(6427/T)$ cm.

[Back to Table](#)

- (1) Symington, A.; Leow, L. M.; Griffiths, P. T.; Cox, R. A. Adsorption and hydrolysis of alcohols and carbonyls on ice at temperatures of the upper troposphere. *J. Phys. Chem. A* **2012**, *116*, 5990-6002, doi:10.1021/jp210935b.

85. CF₃CF₂CH₂OH + H₂O(s). The uptake of CF₃CF₂CH₂OH was studied in a coated wall flow tube from 203 to 223 K by Moreno et al.¹ The uptakes were reversible and obeyed a Langmuir adsorption isotherm. Heat of adsorption was reported to be -45 kJ/mole.

[Back to Table](#)

- (1) Moreno, E.; Aranda, A.; Díaz-de-Mera, Y.; Notario, A.; Rodríguez, D.; Bravo, I. Uptake of partially fluorinated alcohols on atmospheric ice surfaces. *Atmos. Environ.* **2012**, *60*, 76-81, doi:10.1016/j.atmosenv.2012.06.028.

86. CF₃CF₂CF₂CH₂OH + H₂O(s). The uptake of CF₃CF₂CF₂CH₂OH was studied in a coated wall flow tube from 203 to 223 K.¹ The uptakes were reversible and obeyed a Langmuir adsorption isotherm. Heat of adsorption was reported to be -46 kJ/mole.

[Back to Table](#)

- (1) Moreno, E.; Aranda, A.; Díaz-de-Mera, Y.; Notario, A.; Rodríguez, D.; Bravo, I. Uptake of partially fluorinated alcohols on atmospheric ice surfaces. *Atmos. Environ.* **2012**, *60*, 76-81, doi:10.1016/j.atmosenv.2012.06.028.

87. CF₃CHO + H₂O(s). The uptake of CF₃CHO to ice was studied by Symington et al.¹ from 208 to 228 K in a coated-wall flow reactor coupled to a mass spectrometer. There was an irreversible component to the uptake which was attributed to hydrolysis. The partition coefficient is reported to be $1.06 \times 10^{-2} \exp(904/T)$ cm.

[Back to Table](#)

- (1) Symington, A.; Leow, L. M.; Griffiths, P. T.; Cox, R. A. Adsorption and hydrolysis of alcohols and carbonyls on ice at temperatures of the upper troposphere. *J. Phys. Chem. A* **2012**, *116*, 5990-6002, doi:10.1021/jp210935b.
- 88. CF₂O on H₂O(s), HNO₃•nH₂O and H₂SO₄•nH₂O.** Uptake coefficient measurements by Hanson and Ravishankara¹ on stratospheric surfaces are probably subject to surface and/or bulk saturation effects and may not represent accommodation coefficient measurements, particularly the lower limits of $>3 \times 10^{-6}$ reported for water and nitric acid ices.
[Back to Table](#)
- (1) Hanson, D. R.; Ravishankara, A. R. The loss of CF₂O on ice, NAT, and sulfuric acid solutions. *Geophys. Res. Lett.* **1991**, *18*, 1699-1701.
- 89. CF₃C(O)OH + H₂O(s).** Using a coated-wall flow tube coupled to a mass spectrometer, Symington et al.¹ measured the uptake to ice of CF₃COOH from 208 to 238 K. There is some evidence for non-reversible uptake due to hydrate formation. The partition coefficient is reported to be $5.12 \times 10^{-6} \exp(309/T)$ cm.
[Back to Table](#)
- (1) Symington, A.; Cox, R. A.; Fernandez, M. A. Uptake of organic acids on ice surfaces: Evidence for surface modification and hydrate formation. *Z. Phys. Chem.* **2010**, *224*, 1219-1245, doi:10.1524/zpch.2010.6149.
- 90. CF₃C(O)OH on H₂O(l).** Hu et al.¹ measured mass accommodation coefficients for five haloacetic acids, including trifluoroacetic acid (TFA); the others were mono-, di-, trichloro-, and chlorodifluoro-acetic acids. All displayed negative temperature dependence and values for α of about 0.1 at 273 K.
[Back to Table](#)
- (1) Hu, J. H.; Shorter, J. A.; Davidovits, P.; Worsnop, D. R.; Zahniser, M. S.; Kolb, C. E. Uptake of gas-phase halogenated acetic acid molecules by water surfaces. *J. Phys. Chem.* **1993**, *97*, 11037-11042.
- 91. SO₂ on H₂O(s).** Uptake experiments in coated-wall flow tubes have been conducted by Chu et al.¹ and by Clegg and Abbatt³ who observe sub-monolayer reversible uptakes for temperatures between 190–211 K and 213–233 K, respectively. Chu et al. report an uptake coefficient of 1×10^{-5} at 191 K. Earlier studies from Clappsaddle and Lamb² using chromatographic-like uptake experiments with small ice spheres packed into a column, are in good quantitative agreement with those of Clegg and Abbatt. Both studies report that uptake increases with increasing temperature, unlike most other species that demonstrate more adsorption at lower temperatures. From the partial pressure dependence of the uptake and from the behavior on basic and acidic surfaces, Clegg and Abbatt infer the uptake occurs by formation of bisulfite on the surface, in the quasi-liquid layer on the surface of ice.
[Back to Table](#)
- (1) Chu, L.; Diao, G. W.; Chu, L. T. Heterogeneous interaction of SO₂ on H₂O₂-ice films at 190-210 K. *J. Phys. Chem. A* **2000**, *104*, 7565-7573, doi:10.1021/jp001323k.
- (2) Clappsaddle, C.; Lamb, D. The sorption behavior of SO₂ on ice at temperatures between -30 °C and -5 °C. *Geophys. Res. Lett.* **1989**, *16*, 1173-1176.
- (3) Clegg, S. M.; Abbatt, J. P. D. Uptake of SO₂, H₂O₂ and oxygenated organics by ice surfaces under conditions of the free troposphere. *J. Phys. Chem. A* **2001**, *105*, 6630-6636.
- 92. SO₂ on H₂O(l).** Using a droplet train flow reactor Worsnop et al.⁷ measured an α of 0.11 ± 0.02 with no significant temperature variation over a temperature range of 260–292 K. Ponche et al.⁴ measured 0.13 ± 0.01 at 298 K, in agreement with the earlier measurement. Shimono and Koda⁶ estimated an α of 0.2 at 293.5 K from analysis of pH-dependent uptake coefficients in a liquid impingement technique. Schurath et al.⁵ used a coaxial flow liquid jet to obtain a value of 0.1 at 298 K. Boniface et al.¹ performed more extensive droplet train flow reactor measurements at high pH to relieve solubility constraints, obtaining a negative temperature dependence with α values ranging from 0.43 ± 0.4 at 264 K to 0.175 ± 0.015 at 291 K, their data can be fit to $\alpha/(1-\alpha) = \exp(-\Delta G_{\text{obs}}^{\ddagger}/RT)$, where $\Delta G_{\text{obs}}^{\ddagger} = -(7.6 \pm 0.6) \text{ kcal/mol} + (29.2 \pm 2.1)$

cal mol⁻¹ K⁻¹ T(K). Donaldson et al.² have used second harmonic generation spectroscopy to detect a chemisorbed SO₂ surface species which was predicted from earlier uptake measurements by Jayne et al.,³ this surface complex may play a role in SO₂ heterogeneous reactions on aqueous surfaces.

[Back to Table](#)

- (1) Boniface, J.; Shi, Q.; Li, Y. Q.; Chueng, J. L.; Rattigan, O. V.; Davidovits, P.; Worsnop, D. R.; Jayne, J. T.; Kolb, C. E. Uptake of gas-phase SO₂, H₂S, and CO₂ by aqueous solutions. *J. Phys. Chem. A* **2000**, *104*, 7502-7510, doi:10.1021/jp000479h.
- (2) Donaldson, D. J.; Guest, J. A.; Goh, M. C. Evidence for absorbed SO₂ at the aqueous-air interface. *J. Phys. Chem.* **1995**, *99*, 9313-9315, doi:10.1021/j100023a002.
- (3) Jayne, J. T.; Davidovits, P.; Worsnop, D. R.; Zahniser, M. S.; Kolb, C. E. Uptake of SO₂(g) by aqueous surfaces as a function of pH: The effect of chemical reaction at the interface. *J. Phys. Chem.* **1990**, *94*, 6041-6048.
- (4) Ponche, J. L.; George, C.; Mirabel, P. Mass transfer at the air/water interface: Mass accommodation coefficients of SO₂, HNO₃, NO₂ and NH₃. *J. Atmos. Chem.* **1993**, *16*, 1-21.
- (5) Schurath, U.; Bongartz, A.; Kames, J.; Wunderlich, C.; Carstens, T. In *Heterogeneous and Liquid Phase Processes. Transport and Chemical Transformation of Pollutants in the Troposphere*; Warneke, P., Ed.; Springer-Verlag: Berlin, 1996; Vol. 2; pp 182-189.
- (6) Shimono, A.; Koda, S. Laser-spectroscopic measurements of uptake coefficients of SO₂ on aqueous surfaces. *J. Phys. Chem.* **1996**, *100*, 10269-10276, doi:10.1021/jp9537670.
- (7) Worsnop, D. R.; Zahniser, M. S.; Kolb, C. E.; Gardner, J. A.; Watson, L. R.; Doren, J. M. V.; Jayne, J. T.; Davidovits, P. Temperature dependence of mass accommodation of SO₂ and H₂O₂ on aqueous surfaces. *J. Phys. Chem.* **1989**, *93*, 1159-1172, doi:10.1021/j100340a027.

93. SO₂ on H₂SO₄•nH₂O. See Note for H₂O₂ on H₂SO₄•nH₂O.

[Back to Table](#)

94. H₂S on H₂O(l). Boniface et al.¹ performed droplet train flow reactor measurements over at 260–298 K at high pH to relieve solubility constraints, measured uptake coefficients were consistent with $\alpha \geq 0.05$.

[Back to Table](#)

- (1) Boniface, J.; Shi, Q.; Li, Y. Q.; Chueng, J. L.; Rattigan, O. V.; Davidovits, P.; Worsnop, D. R.; Jayne, J. T.; Kolb, C. E. Uptake of gas-phase SO₂, H₂S, and CO₂ by aqueous solutions. *J. Phys. Chem. A* **2000**, *104*, 7502-7510, doi:10.1021/jp000479h.

95. H₂SO₄ on H₂SO₄•nH₂O. Poschl et al.² measured $0.43 < \alpha < 1.0$ for 73–98 wt% H₂SO₄ at 303 K in a wetted wall flow tube. Lower temperatures and acid concentrations would be expected to lead to larger values of α . As discussed in Poschl et al.² this contradicts an indirect measurement of $0.02 < \alpha < 0.09$ at 42.5 wt% at 298 K by Van Dingenen and Raes³ in a photochemical aerosol reactor. The Poschl et al.² result is consistent with room temperature α values very near that measured for (NH₄)₂SO₄ particles in an aerosol flow reactor by Jefferson et al.¹

[Back to Table](#)

- (1) Jefferson, A.; Eisele, F. L.; Ziemann, P. J.; Weber, R. J.; Marti, J. J.; McMurry, P. H. Measurements of the H₂SO₄ mass accommodation coefficient onto polydisperse aerosol. *J. Geophys. Res.* **1997**, *102*, 19021-19028.
- (2) Poschl, U.; Canagaratna, M.; Jayne, J. T.; Molina, L. T.; Worsnop, D. R.; Kolb, C. E.; Molina, M. J. Mass accommodation coefficient of H₂SO₄ vapor on aqueous sulfuric acid surfaces and gaseous diffusion coefficient of H₂SO₄ in N₂/H₂O. *J. Phys. Chem. A* **1998**, *102*, 10082-10089.
- (3) Van Dingenen, R.; Raes, F. Determination of the condensation accommodation coefficient of sulfuric acid on water-sulfuric acid aerosol. *Aerosol Sci. Technol.* **1991**, *15*, 93-106, doi:10.1080/02786829108959516.

96. CH₃S(O)CH₃, CH₃S(O₂)CH₃ and CH₃S(O₂)OH on H₂O(l). De Bruyn et al.¹ measured uptake over the temperature range ~262–281 K and derived accommodation coefficients fitting $\alpha / (1 - \alpha) = \exp(-\Delta G_{\text{obs}}^{\ddagger}/RT)$, where $\Delta G_{\text{obs}}^{\ddagger} =$

- $-0.12 \text{ kcal mole}^{-1} + 23.1 \text{ cal mole}^{-1} \text{ K}^{-1} \text{ T(K)}$ for dimethylsulfoxide

- $-10.7 \text{ kcal mole}^{-1} + 43.0 \text{ cal mole}^{-1} \text{ K}^{-1} \text{ T(K)}$ for dimethylsulfone
- $-3.50 \text{ kcal mole}^{-1} + 16.7 \text{ cal mole}^{-1} \text{ K}^{-1} \text{ T(K)}$ for methanesulfonic acid.

Schweitzer et al.² used a droplet train flow reactor to investigate the uptake of $\text{CH}_3\text{S}(\text{O}_2)\text{OH}$ by water over a temperature range of 262–281 K, obtaining mass accommodation coefficient values decreasing from 0.17 to 0.11, in excellent agreement with those obtained by De Bruyn et al.¹

[Back to Table](#)

- (1) De Bruyn, W. J.; Shorter, J. A.; Davidovits, P.; Worsnop, D. R.; Zahniser, M. S.; Kolb, C. E. Uptake of gas phase sulfur species methanesulfonic acid, dimethylsulfoxide, and dimethyl sulfone by aqueous surfaces. *J. Geophys. Res.* **1994**, *99*, 16927-16932.
- (2) Schweitzer, F.; Magi, L.; Mirabel, P.; George, C. Uptake rate measurements of methanesulfonic acid and glyoxal by aqueous droplets. *J. Phys. Chem. A* **1998**, *102*, 593-600.

5.13 Bibliography – Table 5-1

- Abbatt, J. P. D. Heterogeneous reaction of HOBr with HBr and HCl on ice surfaces at 228 K. *Geophys. Res. Lett.* **1994**, *21*, 665-668.
- Abbatt, J. P. D. Interaction of HNO₃ with water-ice surfaces at temperatures of the free troposphere. *Geophys. Res. Lett.* **1997**, *24*, 1479-1482.
- Abbatt, J. P. D.; Beyer, K. D.; Fucaloro, A. F.; McMahon, J. R.; Wooldridge, P. J.; Zhong, R.; Molina, M. J. Interaction of HCl vapor with water-ice: Implications for the stratosphere. *J. Geophys. Res.* **1992**, *97*, 15819-15826.
- Abbatt, J. P. D.; Molina, M. J. The heterogeneous reaction of HOCl + HCl → Cl₂ + H₂O on ice and nitric acid trihydrate: Reaction probabilities and stratospheric implications. *Geophys. Res. Lett.* **1992**, *19*, 461-464.
- Aguzzi, A.; Rossi, M. J. The kinetics of the uptake of HNO₃ on ice, solid H₂SO₄-H₂O and solid ternary solutions of H₂SO₄-HNO₃-H₂O in the temperature range 180-211 K. *Phys. Chem. Chem. Phys.* **2001**, *3*, 3707-3716, doi:10.1039/b100546o.
- Allanic, A.; Rossi, M. J. Heterogeneous reactions of HOI on substrates of atmospheric importance. *J. Geophys. Res.* **1999**, *104*, 18,689-618,696.
- Baldwin, A. C.; Golden, D. M. Heterogeneous atmospheric reactions: Sulfuric acid aerosols as tropospheric sinks. *Science* **1979**, *206*, 562-563.
- Baldwin, A. C.; Golden, D. M. Heterogeneous atmospheric reactions 2. Atom and radical reactions with sulfuric acid. *J. Geophys. Res.* **1980**, *85*, 2888-2889.
- Barone, S. B.; Zondlo, M. A.; Tolbert, M. A. Investigation of the heterogeneous reactivity of HCl, HBr, and HI on ice surfaces. *J. Phys. Chem. A* **1999**, *103*, 9717-9730.
- Bartels-Rausch, T.; Eichler, B.; Zimmermann, P.; Gaggeler, H. W.; Ammann, M. The adsorption enthalpy of nitrogen oxides on crystalline ice. *Atmos. Chem. Phys.* **2002**, *2*, 235-247.
- Bartels-Rausch, T.; Guimbaud, C.; Gaggeler, H. W.; Ammann, M. The partitioning of acetone to different types of ice and snow between 198 and 223 K. *Geophys. Res. Lett.* **2004**, *31*, 4432, doi:10.1029/2004GL020070.
- Behr, P.; Morris, J. R.; Antman, M. D.; Ringeisen, B. R.; Splan, J. R.; Nathanson, G. M. Reaction and desorption of HCl and HBr following collisions with supercooled sulfuric acid. *Geophys. Res. Lett.* **2001**, *28*, 1961-1964.
- Behr, P.; Scharfenort, U.; Ataya, K.; Zellner, R. Dynamics and mass accommodation of HCl molecules on sulfuric acid-water surfaces. *Phys. Chem. Chem. Phys.* **2009**, *11*, 8048-8055, doi:10.1039/b904629a.
- Behr, P.; Terziyski, A.; Zellner, R. Acetone adsorption on ice surfaces in the temperature range T=190-220 K: Evidence for aging effects due to crystallographic changes of the adsorption sites. *J. Phys. Chem. A* **2006**, *110*, 8098-8107, doi:10.1021/jp0563742.
- Beichert, P.; Finlayson-Pitts, B. J. Knudson cell studies of the uptake of gaseous HNO₃ and other oxides of nitrogen on solid NaCl. The role of surface absorbed water. *J. Phys. Chem.* **1996**, *100*, 15218-15228.
- Bongartz, A.; Schweighoefer, S.; Roose, C.; Schurath, U. The mass accommodation coefficient of ammonia on water. *J. Atmos. Chem.* **1995**, *20*, 35-58.
- Boniface, J.; Shi, Q.; Li, Y. Q.; Chueng, J. L.; Rattigan, O. V.; Davidovits, P.; Worsnop, D. R.; Jayne, J. T.; Kolb, C. E. Uptake of gas-phase SO₂, H₂S, and CO₂ by aqueous solutions. *J. Phys. Chem. A* **2000**, *104*, 7502-7510, doi:10.1021/jp000479h.
- Brown, D. E.; George, S. M.; Huang, C.; Wong, E. K. L.; Rider, K. B.; Smith, R. S.; Kay, B. D. H₂O condensation coefficient and refractive index for vapor-deposited ice from molecular beam and optical interference measurements. *J. Phys. Chem.* **1996**, *100*, 4988-4995.
- Brown, L. A.; Vaida, V.; Hanson, D. R.; Graham, J. D.; Roberts, J. T. Uptake of chlorine dioxide by model PSCs under stratospheric conditions. *J. Phys. Chem.* **1996**, *100*, 3121-3125.
- Burkhart, J. F.; Hutterli, M. A.; Bales, R. C. Partitioning of formaldehyde between air and ice at -35°C to -5°C. *Atmos. Environ.* **2002**, *36*, 2157-2163.
- Cappa, C. D.; Drisdell, W. S.; Smith, J. D.; Saykally, R. J.; Cohen, R. C. Isotope fractionation of water during evaporation without condensation. *J. Phys. Chem. B* **2005**, *109*, 24391-24400, doi:10.1021/jp0539066.
- Carstens, T.; Wunderlich, C.; Schurath, U. "Proceedings EUROTRAC Symposium '96", 1996, Southampton, U. K.
- Chaix, L.; Allanic, A.; Rossi, M. J. Heterogeneous chemistry of HOBr on different types of ice and on ice doped with HCl, HBr, and HNO₃ at 175 K < T < 125 K. *J. Phys. Chem. A* **2000**, *104*, 7268-7277, doi:10.1021/jp001018z.
- Chu, L.; Chu, L. T. Heterogeneous interaction and reaction of HOBr on ice films. *J. Phys. Chem. A* **1999**, *103*, 8640-8649.

- Chu, L.; Diao, G.; Chu, L. T. Heterogeneous interaction and reaction of HONO on ice films between 173 and 230 K. *J. Phys. Chem. A* **2000**, *104*, 3150-3158, doi:10.1021/jp9937151.
- Chu, L.; Diao, G. W.; Chu, L. T. Heterogeneous interaction of SO₂ on H₂O₂-ice films at 190-210 K. *J. Phys. Chem. A* **2000**, *104*, 7565-7573, doi:10.1021/jp001323k.
- Chu, L. T.; Chu, L. Uptake and interaction of HI on ice films. *J. Phys. Chem. B* **1997**, *101*, 6271-6275.
- Chu, L. T.; Heron, J. W. Uptake of HBr on ice at polar atmospheric conditions. *Geophys. Res. Lett.* **1995**, *22*, 3211-3214.
- Chu, L. T.; Leu, M.-T.; Keyser, L. F. Uptake of HCl in water ice and nitric acid ice films. *J. Phys. Chem.* **1993**, *97*, 7779-7785.
- Clappsaddle, C.; Lamb, D. The sorption behavior of SO₂ on ice at temperatures between -30 °C and -5 °C. *Geophys. Res. Lett.* **1989**, *16*, 1173-1176.
- Clegg, S. M.; Abbatt, J. P. D. Uptake of SO₂, H₂O₂ and oxygenated organics by ice surfaces under conditions of the free troposphere. *J. Phys. Chem. A* **2001**, *105*, 6630-6636.
- Cooper, P. L.; Abbatt, J. P. D. Heterogeneous interactions of OH and HO₂ radicals with surfaces characteristic of atmospheric particulate matter. *J. Phys. Chem.* **1996**, *100*, 2249-2254.
- Cox, R. A.; Fernandez, M. A.; Symington, A.; Ullerstam, M.; Abbatt, J. P. D. A kinetic model for uptake of HNO₃ and HCl on ice in a coated wall flow system. *Phys. Chem. Chem. Phys.* **2005**, *7*, 3434-3442, doi:10.1039/b506683b.
- Dai, D. J.; Peters, S. J.; Ewing, G. E. Water absorption and dissociation on NaCl surfaces. *J. Phys. Chem.* **1995**, *99*, 2099-2103,304.
- Davidovits, P.; Worsnop, D. R.; Jayne, J. T.; Kolb, C. E.; Winkler, P.; Vrtala, A.; Wagner, P. E.; Kulmala, M.; Lehtinen, K. E. J.; Vessala, T.; Mozurkewich, M. Mass accommodation coefficient of water vapor on liquid water. *Geophys. Res. Lett.* **2004**, *31*, L22111, doi:10.1029/2004GRL020835.
- De Bruyn, W. J.; Duan, S. X.; Shi, X. Q.; Davidovits, P.; Worsnop, D. R.; Zahniser, M. S.; Kolb, C. E. Tropospheric heterogeneous chemistry of haloacetyl and carbonyl halides. *Geophys. Res. Lett.* **1992**, *19*, 1939-1942.
- De Bruyn, W. J.; Shorter, J. A.; Davidovits, P.; Worsnop, D. R.; Zahniser, M. S.; Kolb, C. E. Uptake of gas phase sulfur species methanesulfonic acid, dimethylsulfoxide, and dimethyl sulfone by aqueous surfaces. *J. Geophys. Res.* **1994**, *99*, 16927-16932.
- De Bruyn, W. J.; Shorter, J. A.; Davidovits, P.; Worsnop, D. R.; Zahniser, M. S.; Kolb, C. E. Uptake of haloacetyl and carbonyl halides by water surfaces. *Environ. Sci. Technol.* **1995**, *29*, 1179-1185.
- Deiber, G.; George, C.; Le Calve, S.; Schweitzer, F.; Mirabel, P. Uptake study of ClONO₂ and BrONO₂ by halide containing droplets. *Atmos. Chem. Phys.* **2004**, *4*, 1291-1299.
- Delval, C.; Rossi, M. J. The kinetics of condensation and evaporation of H₂O from pure ice in the range 173-223 K: a quartz crystal microbalance study. *Phys. Chem. Chem. Phys.* **2004**, *6*, 4665-4676, doi:10.1039/b409995h.
- Dlugokencky, E. J.; Ravishankara, A. R. Laboratory measurements of direct ozone loss on ice and doped-ice surfaces. *Geophys. Res. Lett.* **1992**, *19*, 41-44.
- Donaldson, D. J.; Guest, J. A.; Goh, M. C. Evidence for absorbed SO₂ at the aqueous-air interface. *J. Phys. Chem.* **1995**, *99*, 9313-9315, doi:10.1021/j100023a002.
- Drisdell, W. S.; Cappa, C. D.; Smith, J. D.; Saykally, R. J.; Cohen, R. C. Determination of the evaporation coefficient of D₂O. *Atmos. Chem. Phys.* **2008**, *8*, 6699-6706.
- Duan, S. X.; Jayne, J. T.; Davidovits, P.; Worsnop, D. R.; Zahniser, M. S.; Kolb, C. E. Uptake of gas-phase acetone by water surfaces. *J. Phys. Chem.* **1993**, *97*, 2284-2288.
- Fairbrother, D. H.; Somorjai, G. Equilibrium surface composition of sulfuric acid films in contact with various atmospheric gases (HNO₃, CO₂, CH₂O, Cl₂, NO, NO₂). *J. Phys. Chem. B* **2000**, *104*, 4649-4652, doi:10.1021/jp992889f.
- Fenter, F. F.; Caloz, F.; Rossi, M. J. Kinetics of nitric acid uptake by salt. *J. Phys. Chem.* **1994**, *98*, 9801-9810, doi:10.1021/j100090a014.
- Fenter, F. F.; Rossi, M. J. The heterogeneous kinetics of HONO on H₂SO₄ and on ice: activation of HCl. *J. Phys. Chem.* **1996**, *100*, 13765-13775.
- Fernandez, M. A.; Hynes, R. G.; Cox, R. A. Kinetics of ClONO₂ reactive uptake on ice surfaces at temperatures of the upper troposphere. *J. Phys. Chem. A* **2005**, *109*, 9986-9996, doi:10.1021/jp053477b.
- Fluckiger, B.; Rossi, M. J. Common precursor mechanism for the heterogeneous reaction of D₂O, HCl, HBr, and HOBr with water ice in the range 170-230 K: Mass accommodation coefficients on ice. *J. Phys. Chem. A* **2003**, *107*, 4103-4115, doi:10.1021/jp021956u.

- Flückiger, B.; Thielmann, A.; Gutzwiller, L.; Rossi, M. J. Real time kinetics and thermochemistry of the uptake of HCl, HBr, and HI on water ice in the temperature range of 190 to 210 K. *Ber. Bunsenges. Phys. Chem.* **1998**, *102*, 915-928.
- Foster, K. L.; Tolbert, M. A.; George, S. M. Interaction of HCl with ice: Investigation of the predicted trihydrate, hexahydrate, and monolayer regimes. *J. Phys. Chem. A* **1997**, *101*, 4979-4986.
- Fung, K. N.; Tang, I. N.; Munkelwitz, H. R. Study of condensational growth of water droplets by Mie resonance spectroscopy. *Appl. Opt.* **1987**, *26*, 1282-1287.
- George, C.; Lagrange, J.; Lagrange, P.; Mirabel, P.; Pallares, C.; Ponche, J. L. Heterogeneous chemistry of trichloroacetyl chloride in the atmosphere. *J. Geophys. Res.* **1994**, *99*, 1255-1262.
- George, C.; Saison, J. Y.; Ponche, J. L.; Mirabel, P. Kinetics of mass transfer of carbonyl fluoride, trifluoroacetyl fluoride, and trifluoroacetyl chloride at the air/water interface. *J. Phys. Chem.* **1994**, *98*, 10857-10862, doi:10.1021/j100093a029.
- George, I. J.; Matthews, P. S. J.; Whalley, L. K.; Brooks, B.; Goddard, A.; Baeza-Romero, M. T.; Heard, D. E. Measurements of uptake coefficients for heterogeneous loss of HO₂ onto submicron inorganic salt aerosols. *Phys. Chem. Chem. Phys.* **2013**, *15*, 12829-12845, doi:10.1039/c3cp51831k.
- Gershenson, M.; Davidovits, P.; Williams, L. R.; Shi, Q.; Jayne, J. T.; Kolb, C. E.; Worsnop, D. Uptake of H₂¹⁷O(g) and D₂O(g) by aqueous sulfuric acid droplets. *J. Phys. Chem. A* **2004**, *106*, 1567-1573, doi:10.1021/jp036402l.
- Gershenson, Y. M.; Grigorieva, V. M.; Ivanov, A. V.; Remorov, R. G. O₃ and OH sensitivity to heterogeneous sinks of HO_x and CH₃O₂ on aerosol particles. *Faraday Discuss.* **1995**, *100*, 83-100.
- Gershenson, Y. M.; Ivanov, A. V.; Kucheryavyy, S. I.; Rozenshtein, V. B. Anihilation of OH radicals on the surfaces of substances chemically similar to atmospheric aerosol particles. *Kinet. Katal.* **1986**, *27*, 1069-1074.
- Gertner, B. J.; Hynes, J. T. Molecular dynamics simulation of hydrochloric acid ionization at the surface of stratospheric ice. *Science* **1996**, *271*, 1563-1566.
- Graham, J. D.; Roberts, J. T. Interaction of hydrogen chloride with an ultrathin ice film: Observation of adsorbed and absorbed states. *J. Phys. Chem.* **1994**, *98*, 5974-5983, doi:10.1021/j100074a026.
- Graham, J. D.; Roberts, J. T. Interactions of HCl with crystalline and amorphous ice: Implications for the mechanisms of ice-catalyzed reactions. *Geophys. Res. Lett.* **1995**, *22*, 251-254.
- Graham, J. D.; Roberts, J. T.; Brown, L. A.; Vaida, V. Uptake of chlorine dioxide by model polar stratospheric cloud surfaces: Ultra high-vacuum studies. *J. Phys. Chem.* **1996**, *100*, 3115-3120, doi:10.1021/jp9516654.
- Hanson, D. Reactivity of BrONO₂ and HOBr on sulfuric acid solutions at low temperatures. *J. Geophys. Res.* **2003**, *108*, 4239, doi: 10.1029/2002JD002519.
- Hanson, D. R. The uptake of HNO₃ onto ice, NAT, and frozen sulfuric acid. *Geophys. Res. Lett.* **1992**, *19*, 2063-2066.
- Hanson, D. R.; Burkholder, J. B.; Howard, C. J.; Ravishankara, A. R. Measurement of OH and HO₂ radical uptake coefficients on water and sulfuric acid surfaces. *J. Phys. Chem.* **1992**, *96*, 4979-4985.
- Hanson, D. R.; Lovejoy, E. R. Heterogeneous reactions in liquid sulfuric acid: HOCl + HCl as a model system. *J. Phys. Chem.* **1996**, *100*, 6397-6405.
- Hanson, D. R.; Ravishankara, A. R. The loss of CF₂O on ice, NAT, and sulfuric acid solutions. *Geophys. Res. Lett.* **1991**, *18*, 1699-1701.
- Hanson, D. R.; Ravishankara, A. R. Heterogeneous chemistry of HBr and HF. *J. Phys. Chem.* **1992**, *96*, 9441-9446.
- Hanson, D. R.; Ravishankara, A. R. Investigation of the reactive and nonreactive processes involving ClONO₂ and HCl on water and nitric acid doped ice. *J. Phys. Chem.* **1992**, *96*, 2682-2691.
- Hanson, D. R.; Ravishankara, A. R. In *The Tropospheric Chemistry of Ozone in the Polar Regions*; Niki, H., Becker, K. H., Eds.; NATO, 1993; pp 17281-17290.
- Harker, A. B.; Ho, W. W. Heterogeneous ozone decomposition on sulfuric acid surfaces at stratospheric temperatures. *Atmos. Environ.* **1979**, *13*, 1005-1010.
- Haynes, D. R.; Tro, N. J.; George, S. M. Condensation and evaporation of H₂O on ice surfaces. *J. Phys. Chem.* **1992**, *96*, 8502-8509.
- Henson, B. F.; Wilson, K. R.; Robinson, J. M.; Noble, C. A.; Casson, J. L.; Worsnop, D. R. Experimental isotherms of HCl on H₂O ice under stratospheric conditions: Connections between bulk and interfacial thermodynamics. *J. Chem. Phys.* **2004**, *121*, 8486-8499, doi:10.1063/1.1803542.

- Hu, J. H.; Shi, Q.; Davidovits, P.; Worsnop, D. R.; Zahniser, M. S.; Kolb, C. E. Reative uptake of Cl₂(g) and Br₂(g) by aqueous surfaces as a function of Br⁻ and I⁻ ion concentration: The effect of chemical reaction at the interface. *J. Phys. Chem.* **1995**, *99*, 8768-8776, doi:10.1021/j100021a050.
- Hu, J. H.; Shorter, J. A.; Davidovits, P.; Worsnop, D. R.; Zahniser, M. S.; Kolb, C. E. Uptake of gas-phase halogenated acetic acid molecules by water surfaces. *J. Phys. Chem.* **1993**, *97*, 11037-11042.
- Hudson, P. K.; Foster, K. L.; Tolbert, M. A.; George, S. M.; Carlo, S. R.; Grassian, V. H. HBr uptake on ice: Uptake coefficient, H₂O/HBr hydrate formation, and H₂O desorption kinetics. *J. Phys. Chem. A* **2001**, *105*, 694-702, doi:10.1021/jp002700w.
- Hudson, P. K.; Shilling, J. E.; Tolbert, M. A.; Toon, O. B. Uptake of nitric acid on ice at tropospheric temperatures: Implications for cirrus clouds. *J. Phys. Chem. A* **2002**, *106*, 9874-9882, doi:10.1021/jp020508j.
- Hynes, A. J.; Fernandez, M. A.; Cox, R. A. Uptake of HNO₃ on water-ice and coadsorption of HNO₃ and HCl in the temperature range 210–235 K. *J. Geophys. Res.* **2002**, *107*, 4797, doi:10.1029/2001JD001557.
- Hynes, R. G.; Fernandez, M. A.; Cox, R. A. Uptake of HNO₃ on water-ice and coadsorption of HNO₃ and HCl in the temperature range 210-235 K. *J. Geophys. Res.* **2002**, *107*, doi:10.1029/2001JD001557,.
- Hynes, R. G.; Mossinger, J. C.; Cox, R. A. The interaction of HCl with water-ice at tropospheric temperatures. *Geophys. Res. Lett.* **2001**, *28*, 2827-2830.
- Il'in, S. D.; Selikhonovich, V. V.; Gershenson, Y. M.; Rozenshtein, V. B. Study of heterogeneous ozone loss on materials typical of atmospheric aerosol species. *Sov. J. Chem. Phys.* **1991**, *8*, 1858-1880.
- Iraci, L. T.; Middlebrook, A. M.; Wilson, M. A.; Tolbert, M. A. Growth of nitric acid hydrates on thin sulfuric acid films. *Geophys. Res. Lett.* **1994**, *21*, 867-870.
- Iraci, L. T.; Tolbert, M. A. Heterogeneous interaction of formaldehyde with cold sulfuric acid: Implications for the upper troposphere and lower stratosphere. *J. Geophys. Res.* **1997**, *102*, 16099-16107.
- Jakubczyk, D.; Zientara, M.; Kolwas, K.; Kolwas, M. Temperature dependence of evaporation coefficient for water measured in droplets in nitrogen under atmospheric pressure. *J. Atmos. Sci.* **2007**, *64*, 996-1004, doi:10.1175/JAS3860.1.
- Jayne, J. T.; Davidovits, P.; Worsnop, D. R.; Zahniser, M. S.; Kolb, C. E. Uptake of SO₂(g) by aqueous surfaces as a function of pH: The effect of chemical reaction at the interface. *J. Phys. Chem.* **1990**, *94*, 6041-6048.
- Jayne, J. T.; Duan, S. X.; Davidovits, P.; Worsnop, D. R.; Zahniser, M. S.; Kolb, C. E. Uptake of gas-phase alcohol and organic acid molecules by water surfaces. *J. Phys. Chem.* **1991**, *95*, 6329-6336, doi:10.1021/j100169a047.
- Jayne, J. T.; Duan, S. X.; Davidovits, P.; Worsnop, D. R.; Zahniser, M. S.; Kolb, C. E. Uptake of gas-phase aldehydes by water surfaces. *J. Phys. Chem.* **1992**, *96*, 5452-5460.
- Jayne, J. T.; Worsnop, D. R.; Kolb, C. E.; Swartz, E.; Davidovits, P. Uptake of gas-phase formaldehyde by aqueous acid surfaces. *J. Phys. Chem.* **1996**, *100*, 8015-8022, doi:10.1021/jp953196b.
- Jedlovsky, P.; Hantal, G.; Neurohr, K.; Picaud, S.; Hoang, P. N. M.; von Hessberg, P.; Crowley, J. N. Adsorption isotherm of formic acid on the surface of ice, as seen from experiments and grand canonical Monte Carlo simulation. *J. Phys. Chem. C* **2008**, *112*, 8976-8987, doi:10.1021/jp8012915.
- Jedlovsky, P.; Partay, L.; Hoang, P. N. M.; Picaud, S.; von Hessberg, P.; Crowley, J. N. Determination of the adsorption isotherm of methanol on the surface of ice. An experimental and grand canonical Monte Carlo simulation study. *J. Am. Chem. Soc.* **2006**, *128*, 15300-15309, doi:10.1021/ja065553+.
- Jefferson, A.; Eisele, F. L.; Ziemann, P. J.; Weber, R. J.; Marti, J. J.; McMurry, P. H. Measurements of the H₂SO₄ mass accommodation coefficient onto polydisperse aerosol. *J. Geophys. Res.* **1997**, *102*, 19021-19028.
- Jin, R. H.; Chu, L. T. Uptake of NH₃ and NH₃ + HOBr reaction on ice surfaces at 190 K. *J. Phys. Chem. A* **2007**, *111*, 7833-7840, doi:10.1021/jp073233m.
- Katrib, Y.; Deiber, G.; Schweitzer, F.; Mirabel, P.; George, C. Chemical transformation of bromine chloride at the air/water interface. *J. Aerosol Sci.* **2001**, *32*, 893-911.
- Katrib, Y.; Deiber, Y.; Mirabel, P.; Le Calve, S.; George, C.; Mellouki, A.; Le Bras, G. Atmospheric loss processes of dimethyl and diethyl carbonate. *J. Atmos. Chem.* **2002**, *43*, 151-174.
- Katrib, Y.; Mirabel, P.; Le Calve, S.; Weck, G.; Kochanski, E. Experimental uptake study of ethanol by water droplets and its theoretical modeling of cluster formation at the interface. *J. Phys. Chem. B* **2002**, *106*, 7237-7245, doi:10.1021/jp015558n.
- Kenner, R. D.; Plumb, I. C.; Ryan, K. R. Laboratory measurements of the loss of ClO on Pyrex, ice and NAT at 183 K. *Geophys. Res. Lett.* **1993**, *20*, 193-196.
- Kerbrat, M.; Huthwelker, T.; Bartels-Rausch, T.; Gäggeler, H. W.; Ammann, M. Co-adsorption of acetic acid and nitrous acid on ice. *Phys. Chem. Chem. Phys.* **2010**, *12*, 7194-7202, doi:10.1039/b924782c.

- Kerbrat, M.; Huthwelker, T.; Gäggeler, H. W.; Ammann, M. Interaction of nitrous acid with polycrystalline ice: Adsorption on the surface and diffusion into the bulk. *J. Phys. Chem. C* **2010**, *114*, 2208-2219, doi:10.1021/jp909535c.
- Kerbrat, M.; Le Calve, S.; Mirabel, P. Uptake measurements of ethanol on ice surfaces and on supercooled aqueous solutions doped with nitric acid between 213 and 243 K. *J. Phys. Chem. A* **2007**, *111*, 925-931, doi:10.1021/jp0635011.
- Keyser, L. F.; Moore, S. B.; Leu, M. T. Surface reaction and pore diffusion in flow tube reactors. *J. Phys. Chem.* **1991**, *95*, 5496-5502.
- Koehler, B. G.; McNeill, L. S.; Middlebrook, A. M.; Tolbert, M. A. Fourier transform infrared studies of the interaction of HCl with model polar stratospheric cloud films. *J. Geophys. Res.* **1993**, *98*, 10563-10571.
- Křepelová, A.; Newberg, J.; Huthwelker, T.; Bluhm, H.; Ammann, M. The nature of nitrate at the ice surface studied by XPS and NEXAFS. *Phys. Chem. Chem. Phys.* **2010**, *12*, 8870-8880, doi:10.1039/c0cp00359j.
- Kroes, G.-J.; Clary, D. C. Sticking of HCl and ClOH to ice: A computational study. *J. Phys. Chem.* **1992**, *96*, 7079-7088.
- Leu, M.-T. Heterogeneous reaction of N₂O₅ with H₂O and HCl on ice surfaces: implications for Antarctic ozone depletion. *Geophys. Res. Lett.* **1988**, *15*, 851-854.
- Leu, M.-T. Laboratory studies of sticking coefficients and heterogeneous reactions important in the Antarctic stratosphere. *Geophys. Res. Lett.* **1988**, *15*, 17-20.
- Leu, M.-T.; Moore, S. B.; Keyser, L. F. Heterogeneous reactions of chlorine nitrate and hydrogen chloride on Type I polar stratospheric clouds. *J. Phys. Chem.* **1991**, *95*, 7763-7771.
- Leu, M.-T.; Timonen, R. S.; Keyser, L. F. Kinetics of the heterogeneous reaction HNO₃(g) + NaBr(s) ↔ HBr(g) + NaNO₃(s). *J. Phys. Chem. A* **1997**, *101*, 278-282.
- Li, Y. Q.; Davidovits, P.; Shi, Q.; Jayne, J. T.; Kolb, C. E.; Worsnop, D. R. Mass and thermal accommodation coefficients of H₂O(g) on liquid water as a function of temperature. *J. Phys. Chem. A* **2001**, *105*, 10627-10634, doi:10.1021/jp012758q.
- Li, Y. Q.; Zhang, H. Z.; Davidovits, P.; Jayne, J. T.; Kolb, C. E.; Worsnop, D. R. Uptake of HCl(g) and HBr(g) on ethylene glycol surfaces as a function of relative humidity and temperature. *J. Phys. Chem. A* **2002**, *106*, 1220-1227, doi:10.1021/jp012861f.
- Li, Z.; Friedl, R. R.; Moore, S. B.; Sander, S. P. Interaction of peroxyxynitric acid with solid H₂O-ice. *J. Geophys. Res.* **1996**, *101*, 6795-6802.
- Maerefat, M.; Akamatsu, T.; Fujikawa, S. Non-equilibrium condensation of water and carbontetrachloride vapor in a shock tube. *Experiments in Fluids* **1990**, *9*, 345-351.
- Magee, N.; Moyle, A. M.; Lamb, D. Experimental determination of the deposition coefficient of small cirrus-like ice crystals near -50 °C. *Geophys. Res. Lett.* **2006**, *33*, L17813, doi:10.1029/2006GL026665.
- Magi, L.; Schweitzer, F.; Pallares, C.; Cherif, S.; Mirabel, P.; George, C. Investigation of the uptake rate of ozone and methyl hydroperoxide by water surfaces. *J. Phys. Chem. A* **1997**, *4*, 4943-4948.
- Marek, R.; Straub, J. Analysis of the evaporation coefficient and the condensation coefficient of water. *Int. J. Heat Mass Transfer* **2001**, *44*, 39-53.
- Marti, J.; Mauersberger, K.; Hanson, D. HCl dissolved in solid mixtures of nitric acid and ice: Implications for the polar stratosphere. *Geophys. Res. Lett.* **1991**, *18*, 1861-1864.
- McNeill, V. F.; Geiger, F. M.; Loerting, T.; Trout, B. L.; Molina, L. T.; Molina, M. J. Interaction of hydrogen chloride with ice surfaces: The effects of grain size, surface roughness, and surface disorder. *J. Phys. Chem. A* **2007**, *111*, 6274-6284, doi:10.1021/jp068914g.
- McNeill, V. F.; Loerting, T.; Geiger, F. M.; Trout, B. L.; Molina, M. J. Hydrogen chloride-induced surface disordering on ice. *Proc. Nat. Acad. Sci.* **2006**, *103*, 9422-9427.
- Middlebrook, A. M.; Koehler, B. G.; McNeill, L. S.; Tolbert, M. A. Formation of model polar stratospheric cloud films. *Geophys. Res. Lett.* **1992**, *19*, 2417-2420.
- Mihelcic, D.; Klemp, D.; Müsgen, P.; Pätz, H. W.; Volz-Thomas, A. Simultaneous measurements of peroxy and nitrate radicals at Schauinsland. *J. Atmos. Chem.* **1993**, *16*, 313-335.
- Moore, S. B.; Keyser, L. F.; Leu, M. T.; Turco, R. P.; Smith, R. H. Heterogeneous reactions on nitric acid trihydrate. *Nature* **1990**, *345*, 333-335.
- Moreno, E.; Aranda, A.; Díaz-de-Mera, Y.; Notario, A.; Rodríguez, D.; Bravo, I. Uptake of partially fluorinated alcohols on atmospheric ice surfaces. *Atmos. Environ.* **2012**, *60*, 76-81, doi:10.1016/j.atmosenv.2012.06.028.
- Morten Hundt, P.; Bisson, R.; Beck, R. D. The sticking probability of D₂O-water on ice: Isotope effects and the influence of vibrational excitation. *J. Chem. Phys.* **2012**, *137*, 074701, doi:10.1063/1.4742914.

- Mossinger, J. C.; Hynes, R. G.; Cox, R. A. Interaction of HOBr and HCl on ice surfaces in the temperature range 205–227 K. *J. Geophys. Res.* **2002**, *107*, 4740, doi:10.1029/2002JD002151.
- Mozurkewich, M.; McMurray, P. H.; Gupta, A.; Calvert, J. G. Mass accommodation coefficient for HO₂ radicals on aqueous particles. *J. Geophys. Res.* **1987**, *92*, 4163–4170.
- Müller, B.; Heal, M. R. The mass accommodation coefficient of ozone on an aqueous surface. *Phys. Chem. Chem. Phys.* **2002**, *4*, 3365–3369, doi:10.1039/b202491h.
- Murray, B. J.; Plane, M. C. The uptake of atomic oxygen on ice films: Implications for noctilucent clouds. *Phys. Chem. Chem. Phys.* **2003**, *107*, 4129–4138, doi:10.1039/b305555h.
- Nathanson, G. M. Molecular beam studies of gas-liquid interfaces. *Ann. Rev. Phys. Chem.* **2004**, *55*, 231–255.
- Noyes, R. M.; Rubin, M. B.; Bowers, P. G. Transport of carbon dioxide between the gas phase and water under well-stirred conditions: Rate constants and mass accommodation coefficient. *J. Phys. Chem.* **1996**, *100*, 4167–4172, doi:10.1021/jp952382e.
- Ocampo, J.; Klinger, J. Adsorption of N₂ and CO₂ on ice. *J. Colloid Interface Sci.* **1982**, *86*, 377–383.
- Olszyna, K.; Cadle, R. D.; dePena, R. G. Stratospheric heterogeneous decomposition of ozone. *J. Geophys. Res.* **1979**, *84*, 1771–1775.
- Park, S.-C.; Burden, D. K.; Nathanson, G. M. Surfactant control of gas transport and reactions at the surface of sulfuric acid. *Acc. Chem. Res.* **2009**, *42*, 379–387.
- Percival, C. J.; Mossinger, J. C.; Cox, R. A. The uptake of HI and HBr on ice. *Phys. Chem. Chem. Phys.* **1999**, *1*, 4565–4570.
- Petitjean, M.; Darvas, M.; Picaud, S.; Jedlovsky, P.; Le Calvé, S. Adsorption of hydroxyacetone on pure ice surfaces. *ChemPhysChem* **2010**, *11*, 3921–3927, doi:10.1002/cphc.201000629.
- Petitjean, M.; Mirabel, P.; Le Calvé, S. Uptake measurements of acetaldehyde on solid ice surfaces and on solid/liquid supercooled mixtures doped with HNO₃ in the temperature range 203–253 K. *J. Phys. Chem. A* **2009**, *113*, 5091–5098, doi:10.1021/jp810131f.
- Peybernes, N.; Le Calvé, S.; Mirabel, P.; Picaud, S.; Hoang, P. N. M. Experimental and theoretical adsorption study of ethanol on ice surfaces. *J. Phys. Chem. B* **2004**, *108*, 17425–17432, doi:10.1021/jp046983u.
- Peybernes, N.; Marchand, C.; Le Calvé, S.; Mirabel, P. Adsorption studies of acetone and 2,3-butanedione on ice surfaces between 193 and 223 K. *Phys. Chem. Chem. Phys.* **2004**, *6*, 1277–1284, doi:10.1039/b315064j.
- Picaud, S.; Hoang, P. N. M.; Peybernes, N.; Le Calvé, S.; Mirabel, P. Adsorption of acetic acid on ice: Experiments and molecular dynamics simulations. *J. Chem. Phys.* **2005**, *122*, 194707, doi:10.1063/1.1888368.
- Ponche, J. L.; George, C.; Mirabel, P. Mass transfer at the air/water interface: Mass accommodation coefficients of SO₂, HNO₃, NO₂ and NH₃. *J. Atmos. Chem.* **1993**, *16*, 1–21.
- Poschl, U.; Canagaratna, M.; Jayne, J. T.; Molina, L. T.; Worsnop, D. R.; Kolb, C. E.; Molina, M. J. Mass accommodation coefficient of H₂SO₄ vapor on aqueous sulfuric acid surfaces and gaseous diffusion coefficient of H₂SO₄ in N₂/H₂O. *J. Phys. Chem. A* **1998**, *102*, 10082–10089.
- Pouvesle, N.; Kippenberger, M.; Schuster, G.; Crowley, J. N. The interaction of H₂O₂ with ice surfaces between 203 and 233 K. *Phys. Chem. Chem. Phys.* **2010**, *12*, 15544–15550, doi:10.1039/c0cp01656j.
- Pratte, P.; van den Bergh, H.; Rossi, M. J. The kinetics of H₂O vapor condensation and evaporation on different types of ice in the range 130–210 K. *J. Phys. Chem. A* **2006**, *110*, 3042–3058, doi:10.1021/jp053974s.
- Reihs, C. M.; Golden, D. M.; Tolbert, M. A. Nitric acid uptake by sulfuric acid solutions under stratospheric conditions: Determination of Henry's law solubility. *J. Geophys. Res.* **1990**, *95*, 16,545–516,550.
- Rieley, H.; Aslin, H. D.; Haq, S. Sticking of HCl on a type-II polar stratospheric cloud mimic. *J. Chem. Soc. Faraday Trans.* **1995**, *91*, 2349–2351.
- Robinson, G. N.; Worsnop, D. R.; Jayne, J. T.; Kolb, C. E.; Swartz, E.; Davidovits, P. Heterogeneous uptake of HCl by sulfuric acid solutions. *J. Geophys. Res.* **1998**, *103*, 25371–25381.
- Roeselová, M.; Jungwirth, P.; Tobias, D. J.; Gerber, R. B. Impact, trapping, and accommodation of hydroxyl radical and ozone at aqueous salt aerosol surfaces. A molecular dynamics study. *J. Phys. Chem. B* **2003**, *107*, 12690–12699, doi:10.1021/jp030592i.
- Roeselová, M.; Vieceli, J.; Dang, L. X.; Garrett, B. C.; Tobias, D. J. Hydroxyl radical at the air-water interface. *J. Am. Chem. Soc.* **2004**, *126*, 16308–16309, doi:10.1021/ja045552m.
- Rouvière, A.; Sosedova, Y.; Ammann, M. Uptake of ozone to deliquesced KI and mixed KI/NaCl aerosol particles. *J. Phys. Chem. A* **2010**, *114*, 7085–7093, doi:10.1021/jp103257d.
- Rudich, Y.; Talukdar, R. K.; Imamura, T.; Fox, R. W.; Ravishankara, A. R. Uptake of NO₃ on KI solutions: Rate coefficient for the NO₃ + I reaction and gas-phase diffusion coefficient for NO₃. *Chem. Phys. Lett.* **1996**, *261*, 467–473.

- Rudolf, R.; Wagner, P. E. Experimental study of condensational particle growth in nitric acid-water vapor mixtures at nearly ambient pressures and temperatures. *J. Aerosol Sci.* **1994**, *25*, 597-598.
- Saastad, O. W.; Ellerman, T.; Nielson, C. J. On the adsorption of NO and NO₂ on cold H₂O/H₂SO₄ surfaces. *Geophys. Res. Lett.* **1993**, *20*, 1191-1193.
- Schurath, U.; Bongartz, A.; Kames, J.; Wunderlich, C.; Carstens, T. In *Heterogeneous and Liquid Phase Processes. Transport and Chemical Transformation of Pollutants in the Troposphere*; Warneck, P., Ed.; Springer-Verlag: Berlin, 1996; Vol. 2; pp 182-189.
- Schütze, M.; Herrmann, H. Determination of phase transfer parameters for the uptake of HNO₃, N₂O₅ and O₃ on single aqueous drops. *Phys. Chem. Chem. Phys.* **2002**, *4*, 60-67, doi:10.1039/b106078n.
- Schütze, M.; Herrmann, H. Uptake of acetone, 2-butanone, 2,3-butanedione and 2-oxopropanal on a water surface. *Phys. Chem. Chem. Phys.* **2004**, *6*, 965-971, doi:10.1039/b313474a.
- Schütze, M.; Herrmann, H. Uptake of the NO₃ radical on aqueous surfaces. *J. Atmos. Chem.* **2005**, *52*, 1-18, doi:10.1007/s10874-005-6153-8.
- Schweitzer, F.; Magi, L.; Mirabel, P.; George, C. Uptake rate measurements of methanesulfonic acid and glyoxal by aqueous droplets. *J. Phys. Chem. A* **1998**, *102*, 593-600.
- Schweitzer, F.; Mirabel, P.; George, C. Uptake of hydrogen halides by water droplets. *J. Phys. Chem. A* **2000**, *104*, 72-76, doi:10.1021/jp992621o.
- Shaw, R. A.; Lamb, D. Experimental determination of the thermal accommodation and condensation coefficients of water. *J. Chem. Phys.* **1999**, *111*, 10659-10663.
- Shi, Q.; Davidovits, P.; Jayne, J. T.; Worsnop, D. R.; Kolb, C. E. Uptake of gas-phase ammonia. 1. Uptake by aqueous surfaces as a function of pH. *J. Phys. Chem. A* **1999**, *103*, 8812-8823.
- Shi, Q.; Li, Y. Q.; Davidovits, P.; Jayne, J. T.; Worsnop, D. R.; Mozurkewich, M.; Kolb, C. E. Isotope exchange for gas-phase acetic acid and ethanol at aqueous interfaces: A study of surface reactions. *J. Phys. Chem. B* **1999**, *103*, 2418-2430.
- Shimono, A.; Koda, S. Laser-spectroscopic measurements of uptake coefficients of SO₂ on aqueous surfaces. *J. Phys. Chem.* **1996**, *100*, 10269-10276, doi:10.1021/jp9537670.
- Skrotzki, J.; Connolly, P.; Schnaiter, M.; Saathoff, H.; Möhler, O.; Wagner, R.; Niemand, M.; Ebert, V.; Leisner, T. The accommodation coefficient of water molecules on ice – cirrus cloud studies at the AIDA simulation chamber. *Atmos. Chem. Phys.* **2013**, *13*, 4451-4466, doi:10.5194/acp-13-4451-2013.
- Smith, J. D.; Cappa, C. D.; Drisdell, W. S.; Cohen, R. C.; Saykally, R. J. Raman thermometry measurements of free evaporation from liquid water droplets. *J. Am. Chem. Soc.* **2006**, *128*, 12892 - 12898, doi:10.1021/ja063579v.
- Sokolov, O.; Abbatt, J. P. D. Adsorption to ice of n-alcohols (ethanol to 1-hexanol), acetic acid, and hexanal. *J. Phys. Chem. A* **2002**, *106*, 775-782, doi:10.1021/jp013291m.
- Sokolov, O.; Abbatt, J. P. D. Competitive adsorption of atmospheric trace gases onto ice at 228 K: HNO₃/HCl, 1-butanol/acetic acid and 1-butanol/HCl. *Geophys. Res. Lett.* **2002**, *29*, 1851, doi:10.1029/2002GL014843.
- Symington, A.; Cox, R. A.; Fernandez, M. A. Uptake of organic acids on ice surfaces: Evidence for surface modification and hydrate formation. *Z. Phys. Chem.* **2010**, *224*, 1219-1245, doi:10.1524/zpch.2010.6149.
- Symington, A.; Leow, L. M.; Griffiths, P. T.; Cox, R. A. Adsorption and hydrolysis of alcohols and carbonyls on ice at temperatures of the upper troposphere. *J. Phys. Chem. A* **2012**, *116*, 5990-6002, doi:10.1021/jp210935b.
- Takami, A.; Kato, S.; Shimono, A.; Koda, S. Uptake coefficient of OH radical on aqueous surface. *Chem. Phys.* **1998**, *231*, 215-227.
- Takami, A.; Kondo, T.; Kado, A.; Koda, S. The uptake coefficient of I₂ on various aqueous surfaces. *J. Atmos. Chem.* **2001**, *39*, 139-153.
- Taketani, F.; Kanaya, Y.; Akimoto, H. Kinetics of heterogeneous reactions of HO₂ radical at ambient concentration levels with (NH₄)₂SO₄ and NaCl aerosol particles. *J. Phys. Chem. A* **2008**, *112*, 2370-2377, doi:10.1021/jp0769936.
- Taketani, F.; Kanaya, Y.; Akimoto, H. Heterogeneous loss of HO₂ by KCl, synthetic sea salt, and natural seawater aerosol particles. *Atmos. Environ.* **2009**, *43*, 1660-1665, doi:10.1016/j.atmosenv.2008.12.010.
- Tang, I. N.; Lee, J. H. In *The Chemistry of Acid Rain*; Gordon, G. E., Johnson, R. W., Eds.; Am. Chem. Soc. Symp. Series, 1987; pp 109-117.
- Tang, I. N.; Munkelwitz, H. R. Evaporation kinetics of ammonium chloride solution droplets in water vapor. *J. Colloid Interface Sci.* **1989**, *128*, 289-295.
- Thibert, E.; Domine, F. Thermodynamics and kinetics of the solid solution of HNO₃ in ice. *J. Phys. Chem. B* **1998**, *102*, 4432-4439.

- Thomas, K.; Volz-Thomas, A.; Mihelcic, D.; Smit, H. G. J.; Kley, D. On the exchange of NO₃ radicals with aqueous solutions: Solubility and sticking coefficient. *J. Atmos. Chem.* **1998**, *29*, 17-43.
- Thornton, J. A.; Abbatt, J. P. D. Measurements of HO₂ uptake to aqueous aerosol: Mass accommodation coefficients and net reactive loss. *J. Geophys. Res.* **2005**, *110*, D08309, doi:10.1029/2004JD005402.
- Tolbert, M. A.; Praff, J.; Jayaweera, I.; Prather, M. J. Uptake of formaldehyde by sulfuric acid solutions: Impact on stratospheric ozone. *J. Geophys. Res.* **1993**, *98*, 2957-2962.
- Tolbert, M. A.; Rossi, M. J.; Golden, D. M. Heterogeneous interactions of chlorine nitrate, hydrogen chloride and nitric acid with sulfuric acid surfaces at stratospheric temperatures. *Geophys. Res. Lett.* **1988**, *15*, 847-850.
- Ullerstam, M.; Abbatt, J. P. D. Burial of gas-phase HNO₃ by growing ice surfaces under tropospheric conditions. *Phys. Chem. Chem. Phys.* **2005**, *7*, 3596-3600, doi:10.1039/b507797d.
- Ullerstam, M.; Thornberry, T.; Abbatt, J. P. D. Uptake of gas-phase nitric acid to ice at low partial pressures: evidence for unsaturated surface coverage. *Faraday Discuss.* **2005**, *130*, 211-226, doi:10.1039/b417418f.
- Ulrich, T.; Ammann, M.; Leutwyler, S.; Bartels-Rausch, T. The adsorption of peroxyxynitric acid on ice between 230 K and 253 K. *Atmos. Chem. Phys.* **2012**, *12*, 1833-1845, doi:10.5194/acp-12-1833-2012.
- Utter, R. G.; Burkholder, J. B.; Howard, C. J.; Ravishankara, A. R. Measurement of the mass accommodation coefficient of ozone on aqueous surfaces. *J. Phys. Chem.* **1992**, *96*, 4973-4979.
- Van Dingenen, R.; Raes, F. Determination of the condensation accommodation coefficient of sulfuric acid on water-sulfuric acid aerosol. *Aerosol Sci. Technol.* **1991**, *15*, 93-106, doi:10.1080/02786829108959516.
- Van Doren, J. M.; Watson, L. R.; Davidovits, P.; Worsnop, D. R.; Zahniser, M. S.; Kolb, C. E. Temperature dependence of the uptake coefficients of HNO₃, HCl, and N₂O₅ by water droplets. *J. Phys. Chem.* **1990**, *94*, 3265-3269.
- Van Doren, J. M.; Watson, L. R.; Davidovits, P.; Worsnop, D. R.; Zahniser, M. S.; Kolb, C. E. Uptake of N₂O₅ and HNO₃ by aqueous sulfuric acid droplets. *J. Phys. Chem.* **1991**, *95*, 1684-1689.
- Voigtländer, J.; Stratmann, F.; Niedermeier, D.; Wex, H.; Kiselev, A. Mass accommodation coefficient of water: A combined computational fluid dynamics and experimental data analysis. *J. Geophys. Res.* **2007**, *112*, D20208, doi:10.1029/2007JD008604.
- von Hessberg, P.; Pouvesle, N.; Winkler, A. K.; Schuster, G.; Crowley, J. N. Interaction of formic and acetic acid with ice surfaces between 187 and 227 K. Investigation of single species- and competitive adsorption. *Phys. Chem. Chem. Phys.* **2008**, *10*, 2345-2355, doi:10.1039/b800831k.
- Wang, L.; Clary, D. C. Time-dependent wave packet studies on the sticking of HCl to an ice surface. *J. Chem. Phys.* **1996**, *104*, 5663-5673.
- Watson, L. R.; Doren, J. M. V.; Davidovits, P.; Worsnop, D. R.; Zahniser, M. S.; Kolb, C. E. Uptake of HCl molecules by aqueous sulfuric acid droplets as a function of acid concentration. *J. Geophys. Res.* **1990**, *95*, 5631-5638.
- Winkler, A. K.; Holmes, N. S.; Crowley, J. N. Interaction of methanol, acetone and formaldehyde with ice surfaces between 198 and 223 K. *Phys. Chem. Chem. Phys.* **2002**, *4*, 5270-5275, doi:10.1039/b206258e.
- Winkler, P.; Vrtala, A.; Wagner, P. E.; Kulmala, M.; Lehtinen, K. E. J.; Vesala, T. Mass and thermal accommodation during gas-liquid condensation of water. *Phys. Rev. Lett.* **2004**, *93*, 075701, doi:10.1103/Phys.Rev.Lett93.075701.
- Winkler, P. M.; Vrtala, A.; Rudolf, R.; Wagner, P. E.; Riipinen, I.; Vesala, T.; Lehtinen, K. E. J.; Viisanen, Y.; Kulmala, M. Condensation of water vapor: Experimental determination of mass and thermal accommodation coefficients. *J. Geophys. Res.* **2006**, *111*, D19202, doi:10.1029/2006JD007194.
- Worsnop, D. R.; Williams, L. R.; Kolb, C. E.; Mozurkewich, M.; Gershenson, M.; Davidovits, P. Comment on "The NH₃ mass accommodation coefficient for uptake onto sulfuric acid solution". *J. Phys. Chem. A* **2004**, *108*, 8546-8548, doi:10.1021/jp036519+.
- Worsnop, D. R.; Zahniser, M. S.; Kolb, C. E.; Gardner, J. A.; Watson, L. R.; Doren, J. M. V.; Jayne, J. T.; Davidovits, P. Temperature dependence of mass accommodation of SO₂ and H₂O₂ on aqueous surfaces. *J. Phys. Chem.* **1989**, *93*, 1159-1172, doi:10.1021/j100340a027.
- Zhang, H. Z.; Li, Y. Q.; Davidovits, P.; R., W. L.; Jayne, J. T.; Kolb, C. E.; Worsnop, D. R. Uptake of gas-phase species by 1-octanol. 2. Uptake of hydrogen halides and acetic acid as a function of relative humidity and temperature. *J. Phys. Chem. A* **2003**, *107*, 6398-6407, doi:10.1021/jp034254t.
- Zhang, R.; Wooldridge, P. J.; Molina, M. J. Vapor pressure measurements for the H₂SO₄/HNO₃/H₂O and H₂SO₄/HCl/H₂O systems: Incorporation of stratospheric acids into background sulfate aerosols. *J. Phys. Chem.* **1993**, *97*, 8541-8548.

- Zientara, M.; Jakubczyk, D.; Derkachov, G.; Kolwas, K.; Kolwas, M. Simultaneous determination of mass and thermal accommodation coefficients from temporal evolution of an evaporating water microdroplet. *Journal of Physics D: Applied Physics* **2005**, *38*, 1978-1983.
- Zientara, M.; Jakubczyk, D.; Kolwas, K.; Kolwas, M. Temperature dependence of the evaporation coefficient of water in air and nitrogen under atmospheric pressure: Study in water droplets. *J. Phys. Chem. A* **2008**, *112*, 5152-5158, doi:10.1021/jp7114324.
- Zondlo, M. A.; Barone, S. B.; Tolbert, M. A. Uptake of HNO₃ on ice under upper tropospheric conditions. *Geophys. Res. Lett.* **1997**, *24*, 1391-1394.

Table 5-2. Gas/Surface Reaction Probabilities (γ) for Surfaces Other Than Soot

Gaseous Species	Surface Type	Surface Composition	T (K)	γ	Uncertainty Factor	Note
O₃ + Surface → Products						
O ₃	Water Ice	H ₂ O(s)	223–258	<10 ⁻⁸		1
	Alumina	α -Al ₂ O ₃ (s), γ -Al ₂ O ₃ (s)	210–300	$\gamma_0 < 2 \times 10^{-4}$		2
	Sodium Chloride	NaCl(s)	223–300	$\gamma_0 < 10^{-4}$		3
		NaCl(aq)	298	$\gamma_0 < 10^{-4}$		3
	Sodium Bromide	NaBr(s)	300	$\gamma_0 < 10^{-4}$		4
		NaBr(aq)	298	See Note		4
	Potassium Bromide	KBr(s)	300	$\gamma_0 < 10^{-4}$		4
	Potassium Iodide	KI(s)	~298	See Note		5
	Sea Salt	See Note	300	$\gamma_0 < 2 \times 10^{-2}$		6
Organic Surfaces	See Note	298	See Note		7	
OH + Surface → Products						
OH	Water Ice	H ₂ O(s)	205–230	>0.01		8
	Hydrochloric Acid	HCl·nH ₂ O(l)	220	>0.2		9
	Nitric Acid Ice	HNO ₃ ·3H ₂ O(s)	200–228	>0.2		10
	Sulfuric Acid	H ₂ SO ₄ ·nH ₂ O(l)	200–298	>0.2	3	11
	Sodium Chloride	NaCl(s)	245–300	$\gamma_0 \sim 10^{-2}$		12
		NaCl(aq)	298	≥ 0.1		12
	Alumina	Al ₂ O ₃ (s)	250–300	$\gamma_0 < 0.1$		13
	Organic Surfaces	See Note	298	$\gamma_0 > 0.1$		14
HO₂ + Surface → Products						
HO ₂	Water Ice	H ₂ O(s)	223	0.025	3	15
	Sulfuric Acid	H ₂ SO ₄ ·nH ₂ O(l)		See Note		15
		(28 wt%)	275			
		(47–50 wt%)	293			
		(55 wt%)	223			
		(80–96 wt%)	243	≤ 0.1		15
	Aqueous Salt	(NH ₄) ₂ SO ₄ (aq) and NaCl(aq)	298	See Note		16
	Sodium Chloride	NaCl(s)	245–300	See Note		17
Potassium Chloride	KCl(s)	295				
Ammonium Sulfate	(NH ₄) ₂ SO ₄ (s)	298	See Note		18	
H₂O + Surface → Products						
H ₂ O	Alumina	α -Al ₂ O ₃ (s)	295–300	$\gamma_0 < 0.2$		19
H₂O₂ + Surface → Products						
H ₂ O ₂	Alumina	α -Al ₂ O ₃ (s), γ -Al ₂ O ₃ (s)	268–320	$\gamma_0 < 5 \times 10^{-3}$		20
2NO₂ + H₂O(l) → HONO + HNO₃						
NO ₂	Liquid Water	H ₂ O(l)	270–295	<1×10 ⁻²		21
	Sulfuric Acid	H ₂ SO ₄ ·nH ₂ O (40–98 wt%)	250–325	5×10 ⁻⁷	3	22
		γ -Al ₂ O ₃ (s)	298	$\gamma_0 < 1 \times 10^{-7}$		23
	Alumina	α -Al ₂ O ₃ (s)	298	$\gamma_0 < 5 \times 10^{-5}$		23
2NO₂ (N₂O₄) + MX → Products						
NO ₂ /N ₂ O ₄	Sodium Chloride	NaCl(s)	298	See Note		24
		NaCl(aq)	298	<1×10 ⁻⁴		24
	Sodium Bromide	NaBr(s)	298	See Note		25
	Sea Salt	See Note for O ₃ + Sea Salt	298	See Note		26
NO₃ + H₂O → HNO₃ + OH						
NO ₃	Water Ice	H ₂ O(s)	170–200	<10 ⁻³		27
	Liquid Water	H ₂ O(l)	273	$\geq 2 \times 10^{-3}$		28

Gaseous Species	Surface Type	Surface Composition	T (K)	γ	Uncertainty Factor	Note
NO₃ + NaX → Products						
NO ₃	Sodium Chloride	NaCl(s)	293	$\gamma_0 < 6 \times 10^{-2}$	2	29
		NaCl(aq)	273–293	See Note		29
	Sodium Bromide	NaBr(s)	293	$\gamma_0 = 0.2 \pm 0.1$		30
		NaBr(aq)	273	See Note		30
Sodium Iodide	NaI(aq)	273	See Note	30		
NO₃ + Organic Surfaces → Products						
NO ₃	Organic Surfaces	See Note	298	See Note		31
N₂O₅ + H₂O → 2HNO₃						
N ₂ O ₅	Water Ice	H ₂ O(s)	188–195	0.02	2	32
		Liquid Water/Solutions	H ₂ O(l)/(NH ₄) ₂ SO ₄ (aq)	260–295	See Note	See Note
	Nitric Acid Ice	HNO ₃ •3H ₂ O(s)	200	4×10^{-4}	3	34
	Sulfuric Acid	H ₂ SO ₄ •nH ₂ O(l)	195–300	See Note*	See Note	35
	Sulfuric Acid Monohydrate	H ₂ SO ₄ •H ₂ O(s)	200–300	See Note	3	36
	Sulfuric Acid Tetrahydrate	H ₂ SO ₄ •4H ₂ O(s)	195–207	0.006	2	37
Ternary Acid	H ₂ SO ₄ •nHNO ₃ •nH ₂ O(l)	195–218	See Note		35	
N₂O₅ + HCl → ClNO₂ + HNO₃						
N ₂ O ₅	Water Ice	H ₂ O(s)•HCl(s)	190–220	0.03	See Note	38
	Nitric Acid Ice	HNO ₃ •3H ₂ O(s)•HCl(s)	200	0.003	2	39
	Sulfuric Acid Monohydrate	H ₂ SO ₄ •H ₂ O(s)	195	$< 1 \times 10^{-4}$		40
N₂O₅ + HBr → BrNO₂ + HNO₃						
N ₂ O ₅	Water Ice	H ₂ O	180–200	See Note	10	41
	Nitric Acid Ice	HNO ₃ •3H ₂ O(s)	200	0.005		42
N₂O₅ + MX → Products						
N ₂ O ₅	Sodium Chloride	NaCl(s)	295	$\gamma_0 < 5 \times 10^{-3}$		43
		NaCl(aq)	262–291	$\gamma_0 < 0.05$		43
	Potassium Bromide	KBr(s)	298	$\gamma_0 < 5 \times 10^{-3}$		44
		Sodium Bromide	NaBr(aq)	270–277		$\gamma_0 < 0.05$
	Sodium Iodide	NaI(aq)	262–278	$\gamma_0 < 0.05$		44
	Sea Salt	See Note for O ₃ + Sea Salt	295	See Note		45
HONO + H₂O → Products						
HONO	Liquid Water	H ₂ O(l)	245–295	0.03	5	46
HONO + H₂SO₄ → Products						
HONO	Sulfuric Acid	H ₂ SO ₄ •nH ₂ O(l)	180–200	See Note		47
HONO + HCl → ClNO + H₂O						
HONO	Water Ice	H ₂ O(s)	180–200	0.05	3	48
	Sulfuric Acid	H ₂ SO ₄ •nH ₂ O(l)		See Note	See Note	49
HONO + HBr → BrNO + H₂O						
HONO	Water Ice	H ₂ O(s)	180–200	See Note		50
HONO + NaCl → Products						
HONO	Sodium Chloride	NaCl(s)	~300	$< 1 \times 10^{-4}$		51
HONO + Al₂O₃(s) → Products						
HONO	Alumina	γ -Al ₂ O ₃ (s)	274–320	See Note		52
HNO₃ + NaX(s) → HX + NaNO₃						
HNO ₃	Sodium Chloride	NaCl(s)	295–298	$\gamma_0 = 2 \times 10^{-3}$	2	53
		NaCl(aq)	298	$\gamma_0 > 0.2$		53
	Sodium Bromide	NaBr(s)	298	$\gamma_0 < 3 \times 10^{-2}$	54	
		Potassium Bromide	KBr(s)	298	$\gamma_0 < 3 \times 10^{-2}$	54
	Sea Salt	See Note for O ₃ + Sea Salt	298	$\gamma_0 = 0.5$	3	55

Gaseous Species	Surface Type	Surface Composition	T (K)	γ	Uncertainty Factor	Note
HNO₃ + Al₂O₃(s) → Products						
HNO ₃	Alumina	α -Al ₂ O ₃ (s)	295–300	$\gamma_0 < 0.2$		56
HO₂NO₂ + HCl → Products						
HO ₂ NO ₂	Sulfuric Acid	H ₂ SO ₄ •nH ₂ O (50–75 wt%)	200–225	$< 1 \times 10^{-4}$		57
NH₃ + H₂SO₄ → NH₄HSO₄						
NH ₃	Sulfuric Acid	H ₂ SO ₄ •nH ₂ O <50 wt% 50–70 wt%	260–300 260–300	See Note 1.0	1.2	58
CO₂ + Al₂O₃(s) → Products						
CO ₂	Alumina	γ -Al ₂ O ₃ (s)	290–300	See Note		59
H₂CO + Al₂O₃ → Products						
H ₂ CO	Alumina	α -Al ₂ O ₃ (s), γ -Al ₂ O ₃ (s)	270–300	$\gamma_0 < 5 \times 10^{-4}$		60
CH₃OH + H₂SO₄ and H₂SO₄ + HNO₃ → Products						
CH ₃ OH	Sulfuric Acid	H ₂ SO ₄ •nH ₂ O	293	See Note		61
	Ternary Acid	H ₂ SO ₄ •mHNO ₃ •nH ₂ O	283–329	See Note		61
CH₃OH + Al₂O₃ → Products						
CH ₃ OH	Alumina	γ -Al ₂ O ₃ (s)	290–300	$\gamma_0 < 3 \times 10^{-4}$		62
HC(O)OH + Al₂O₃ → Products						
HC(O)OH	Alumina	α -Al ₂ O ₃ (s)	240–298	$\gamma_0 < 0.01$		63
		γ -Al ₂ O ₃ (s)	298	See Note		63
CH₃CH₂OH + H₂SO₄•nH₂O → Products						
CH ₃ CH ₂ OH	Sulfuric Acid	H ₂ SO ₄ •nH ₂ O(l)	193–273	See Note		64
CH₃C(O)OH + Al₂O₃ → Products						
CH ₃ C(O)OH	Alumina	α -Al ₂ O ₃ (s)	290–310	$\gamma_0 < 0.02$		65
CH₃CHO + H₂SO₄•nH₂O → Products						
CH ₃ CHO	Sulfuric Acid	H ₂ SO ₄ •nH ₂ O(l)	211–298	See Note		66
CH₃CHO + Al₂O₃ → Products						
CH ₃ CHO	Alumina	α -Al ₂ O ₃ (s)	290–300	$\gamma_0 > 1.5 \times 10^{-5}$		67
CH₃CH₂CHO + Al₂O₃ → Products						
CH ₃ CH ₂ CHO	Alumina	α -Al ₂ O ₃ (s)	290–300	$\gamma_0 > 2.5 \times 10^{-5}$		67
CH₃C(O)CH₃ + H₂SO₄•nH₂O → Products						
CH ₃ C(O)CH ₃	Sulfuric Acid	H ₂ SO ₄ •nH ₂ O	198–298	See Note		68
CH₃C(O)CH₃ + Al₂O₃ → Products						
CH ₃ C(O)CH ₃	Alumina	α -Al ₂ O ₃ (s)	290–300	$\gamma_0 > 1.5 \times 10^{-5}$		67
CH₃C(O)O₂ + H₂O → CH₃C(O)OH + HO₂						
CH ₃ C(O)O ₂	Liquid Water	H ₂ O(l)	225	4×10^{-3}	3	69
	Sulfuric Acid	H ₂ SO ₄ •nH ₂ O				69
		(84 wt% H ₂ SO ₄)	246	3×10^{-3}	3	
		(51 wt% H ₂ SO ₄)	223	1×10^{-3}	3	
		(71 wt% H ₂ SO ₄)	298	1×10^{-3}	3	
H₂C=C(CH₃)CHO and H₂C=CHC(O)CH₃ + Al₂O₃ → Products						
H ₂ C=C(CH ₃)CHO	Alumina	α -Al ₂ O ₃ (s)	~300	See Note		70
H ₂ C=CHC(O)CH ₃	Alumina	α -Al ₂ O ₃ (s)	~300	See Note		70
CH₃C(O)O₂NO₂ + (HCl, Cl, ClO, and OClO) + H₂SO₄•nH₂O → Products						
CH ₃ C(O)O ₂ NO ₂	Sulfuric Acid	H ₂ SO ₄ •nH ₂ O (40–70 wt%)	200–225	$< 1 \times 10^{-4}$		71

Gaseous Species	Surface Type	Surface Composition	T (K)	γ	Uncertainty Factor	Note
Cl + Surface → Products						
Cl	Sulfuric Acid	H ₂ SO ₄ ·nH ₂ O(l)	221–296	2×10 ⁻⁴	10	72
	Sodium Chloride	NaCl(s)	298	See Note		73
Cl₂ + HBr → BrCl + HCl						
Cl ₂ /HBr	Water Ice	H ₂ O(s)	200	>0.2		74
Cl₂ + MX → Products						
Cl ₂	Sodium Chloride	NaCl(s)	298	$\gamma_0 < 1 \times 10^{-3}$		75
	Sodium Bromide	NaBr(s)	298	0.02 < $\gamma_0 < 0.2$		76
		NaBr(aq)	263–293	$\gamma_0 < 0.3$		76
	Sodium Iodide	NaI(aq)	263–293	$\gamma_0 < 0.3$		76
	Potassium Bromide	KBr(s)	298	0.02 < $\gamma_0 < 0.2$		77
	Sea Salt	See Note for O ₃ + Sea Salt	298	See Note		78
ClO + Surface → Products						
ClO	Water Ice	H ₂ O(s)	183–213	<10 ⁻⁴		79
	Nitric Acid Ice	HNO ₃ ·3H ₂ O(s)	183	See Note		79
	Sulfuric Acid	H ₂ SO ₄ ·nH ₂ O(l) (60 to 95 wt% H ₂ SO ₄)	221–296	See Note		80
HCl + HNO₃ → Products						
HCl + HNO ₃	Sulfuric Acid	H ₂ SO ₄ ·mHNO ₃ ·nH ₂ O(l)		See Note	See Note	81
HOCl + HCl → Cl₂ + H₂O						
HOCl/HCl	Water Ice	H ₂ O(s)·HCl(s)	195–200	0.2	2	82
	Nitric Acid Ice	HNO ₃ ·3H ₂ O(s)·HCl(s)	195–200	0.1	2	82
	Sulfuric Acid	H ₂ SO ₄ ·nH ₂ O(l)	198–209	See Note	See Note	83
HOCl + HBr → BrCl + H₂O						
HOCl/HBr	Water Ice	H ₂ O(s)	189–220	See Note		84
	Sulfuric Acid	H ₂ SO ₄ ·nH ₂ O(l)	228	See Note	See Note	85
HOCl + NaBr and KBr → Products						
HOCl	Sodium Bromide	NaBr(aq) Ice	233	0.03	3	86
	Potassium Bromide	KBr(s)	300	$\gamma_0 > 5 \times 10^{-3}$		86
ClNO + Surface → Products						
ClNO	Liquid Water	H ₂ O(l)	270–295	$\geq 4 \times 10^{-3*}$		87
	Sodium Chloride	NaCl(s)	298	<1×10 ⁻⁵		88
ClNO₂ + H₂O → Products						
ClNO ₂	Liquid Water	H ₂ O(l)	275–295	4×10 ⁻⁶	2	89
ClNO₂ + MX → Products						
ClNO ₂	Potassium Bromide	KBr(s)	300	1×10 ⁻⁴	2	90
	Sodium Chloride	NaCl(aq)	291	See Note		90
	Sodium Bromide	NaBr(aq)	275–293	See Note		90
	Sodium Iodide	NaI(aq)	275–293	See Note		90
ClONO₂ + H₂O → HOCl + HNO₃						
ClONO ₂	Water Ice	H ₂ O(s)	180–200	0.3	3	91
	Liquid Water	H ₂ O(l)	270–290	2.5×10 ⁻²	4	92
	Nitric Acid Ice	HNO ₃ ·3H ₂ O(s)	200–202	0.004	3	93
	Sulfuric Acid	H ₂ SO ₄ ·nH ₂ O(l)	200–265	See Note [†]	See Note	94
	Sulfuric Acid Monohydrate	H ₂ SO ₄ ·H ₂ O(s)	195	<1×10 ⁻³		95
	Sulfuric Acid Tetrahydrate	H ₂ SO ₄ ·4H ₂ O(s)	196–206	See Note [†]		95

Gaseous Species	Surface Type	Surface Composition	T (K)	γ	Uncertainty Factor	Note
ClONO₂ + HCl → Cl₂ + HNO₃						
ClONO ₂ /HCl	Water Ice	H ₂ O(s)	180–200	0.3	2	96
	Nitric Acid Ice	HNO ₃ •3H ₂ O•HCl	185–210	0.2	2	97
	Sulfuric Acid	H ₂ SO ₄ •nH ₂ O(l)•HCl(l)	195–235	See Note	See Note	98
	Sulfuric Acid Monohydrate	H ₂ SO ₄ •H ₂ O(s)	195	<1×10 ⁻⁴		99
	Sulfuric Acid Tetrahydrate	H ₂ SO ₄ •4H ₂ O(s)	195–206	See Note		99
Alumina	α-Al ₂ O ₃ (s)	195–230	0.02	3	100	
ClONO₂ + MX → Products						
ClONO ₂	Sodium Chloride	NaCl(s)	295	0.005< γ_0 <0.2		101
		NaCl(aq)	272–280	See Note		101
	Potassium Bromide	KBr(s)	298	>0.1		102
	Sodium Bromide	NaBr(aq)	272–280	See Note		102
	Sea Salt	See Note for O ₃ + Sea Salt	298	>0.1		103
ClONO₂ + HBr → BrCl + HNO₃						
ClONO ₂ /HBr	Water Ice	H ₂ O(s)•HBr(s)	200	>0.3		104
	Nitric Acid Ice	HNO ₃ •3H ₂ O(s)•HBr(s)	200	>0.3		104
ClONO₂ + HF → Products						
ClONO ₂ /HF	Water Ice	H ₂ O(s)•HF(s)	200	See Note		105
	Nitric Acid Ice	H ₂ O(s)•HNO ₃ (s)•HF(s)	200	See Note		105
CF_xCl_y + Al₂O₃ → Products						
CCl ₄	Alumina	γ-Al ₂ O ₃ (s)	120–300	1×10 ⁻⁵	10	106
CFCl ₃	Alumina	γ-Al ₂ O ₃ (s)	120–300	1×10 ⁻⁵	10	106
CF ₂ Cl ₂	Alumina	α-Al ₂ O ₃ (s), γ-Al ₂ O ₃ (s)	120–300	1×10 ⁻⁵	10	106
CF ₃ Cl	Alumina	γ-Al ₂ O ₃ (s)	120–300	1×10 ⁻⁵	10	106
BrCl + MX → Products						
BrCl	Sodium Chloride	NaCl(s)	298	See Note		107
	Potassium Bromide	KBr(s)	298	See Note		107
	Sodium Iodide	NaI(aq)	273–288	See Note		107
	Alkali Bromides	MBr(aq) Ice	233	0.03	3	107
Br₂ + MX → Products						
Br ₂	Sodium Chloride	NaCl(s)	298	See Note		108
	Potassium Bromide	KBr(s)	298	See Note		108
	Sodium Iodide	NaI(aq)	263–293	$\gamma_0 < 0.5$		108
2BrO → Br₂ + O₂						
BrO	Water Ice	H ₂ O(s)	213	<1×10 ⁻³	3	109
	Sulfuric Acid	H ₂ SO ₄ •nH ₂ O				
		(60 wt% H ₂ SO ₄)	213	7×10 ⁻⁴	3	109
		(70 wt% H ₂ SO ₄)	213	5×10 ⁻⁴	3	109
Aqueous Sodium Chloride	NaCl(aq) (23 wt% NaCl)	253	<10 ⁻³		109	
HOBr + H₂SO₄ • nH₂O → Products						
HOBr	Sulfuric Acid	H ₂ SO ₄ •nH ₂ O	201–270	See Note		110
HOBr + HCl → BrCl + H₂O						
HOBr/HCl	Water Ice	H ₂ O(s)•HCl(s)	180–228	0.3	3	111
	Sulfuric Acid	H ₂ SO ₄ •nH ₂ O (60–69 wt% H ₂ SO ₄)	198–218	See Note		112
HOBr + HBr → Br₂ + H₂O						
HOBr/HBr	Water Ice	H ₂ O(s)•HBr(s)	180–228	>0.1		113
	Sulfuric Acid	H ₂ SO ₄ •nH ₂ O	228	See Note		113

Gaseous Species	Surface Type	Surface Composition	T (K)	γ	Uncertainty Factor	Note	
HOBr + MX → Products							
HOBr	Sodium Chloride	NaCl(s)	298	$\gamma_o < 10^{-2}$	1.5	114	
		NaCl(aq)	298	$\gamma_o > 0.2$		114	
	Alkali Bromides	NaCl → NaCl(aq) Ice	~238	See Note		115	
		KBr(s)	298	$\gamma_o \leq 0.2$		115	
		NaBr(s)	250	See Note		115	
		NaBr(aq)	298	$\gamma_o = 0.6$		115	
		NaBr → NaBr(aq) Ice	~233	See Note		115	
BrNO ₂ + H ₂ O → Products							
BrNO ₂	Liquid Water	H ₂ O(l)	275–300	2×10^{-6}	2	116	
BrNO ₂ + MX → Products							
BrNO ₂	Potassium Chloride	KCl(s)	298	See Note		117	
	Sodium Chloride	NaCl(aq)	277–293	$\gamma_o > 10^{-6}$		117	
	Potassium Bromide	KBr(s)	298	$\gamma_o > 0.1$		118	
	Sodium Bromide	NaBr(aq)	277–293	See Note		118	
	Sodium Iodide	NaI(aq)	262–278	See Note		118	
BrONO ₂ + H ₂ O → HOBr + HNO ₃							
BrONO ₂	Water Ice	H ₂ O(s)	190–200	>0.2	4	119	
	Liquid Water	H ₂ O(l)	270–280	3×10^{-2}		120	
	Sulfuric Acid	H ₂ SO ₄ ·nH ₂ O	210–300	See Note		121	
BrONO ₂ + HCl → BrCl + HNO ₃							
BrONO ₂ /HCl	Water Ice	H ₂ O(s)	200	See Note	2	119	
	Sulfuric Acid	H ₂ SO ₄ ·nH ₂ O	229	0.9		121	
BrONO ₂ + HBr							
BrONO ₂ /HBr	Water Ice	H ₂ O(s)	180–210	$\gamma_o > 0.1$		122	
BrONO ₂ + MX → Products							
BrONO ₂	Sodium Chloride	NaCl(s)	298	$\gamma_o > 0.2$		123	
		NaCl(aq)	278–280	See Note		123	
	Potassium Bromide	KBr(s)	298	$\gamma_o > 0.2$		123	
	Sodium Bromide	NaBr(aq)	272–280	See Note		124	
ICl + NaCl and NaBr → Products							
	Sodium Chloride	NaCl(aq)	274–298	See Note		125	
	Sodium Bromide	NaBr(aq)	274–298	See Note		125	
HOI + NaCl and NaBr → Products							
HOI	Sodium Chloride	NaCl(s)	243–298	>0.01		126	
		NaCl(aq)	274	$> 2 \times 10^{-3}$		126	
	Sodium Bromide	NaBr(s)	243–298	>0.01		126	
		NaBr(aq)	274	$> 2 \times 10^{-3}$		126	
CF ₂ Br ₂ + Al ₂ O ₃ → Products							
CF ₂ Br ₂	Alumina	α -Al ₂ O ₃ (s)	210, 315	2×10^{-5}	10	106	
CF ₃ OH + H ₂ O → Products							
CF ₃ OH	Water Ice	H ₂ O(l)	274	>0.01		127	
		Sulfuric Acid	H ₂ SO ₄ ·nH ₂ O				
	(40 wt% H ₂ SO ₄)		210–250	0.07		3	127
	(45 wt% H ₂ SO ₄)		210–250	0.04		3	127
	(50 wt% H ₂ SO ₄)		210–250	0.01		3	127
(50 wt% H ₂ SO ₄)	210–250	0.001	3	127			
SO ₂ + O ₃ → Products							
SO ₂ /O ₃		α -Al ₂ O ₃ (s), Al ₂ O ₃ (s)	See Note	See Note		128	

Gaseous Species	Surface Type	Surface Composition	T (K)	γ	Uncertainty Factor	Note
SO ₂ + H ₂ O(s) → Products						
SO ₂	Water Ice	HOOH/H ₂ O(s)	200–228	See Note		129
SO ₂ + H ₂ O ₂ , O ₃ , HONO, NO ₂ and HNO ₃ → Products						
SO ₂ /H ₂ O ₂ , etc.	Sulfuric Acid	H ₂ SO ₄ •nH ₂ O (20–60 wt% H ₂ SO ₄)	293	See Note		130
SO ₂ + Al ₂ O ₃ → Products						
SO ₂	Alumina	α -Al ₂ O ₃ (s), γ -Al ₂ O ₃ (s)	295–300	$\gamma_0 > 5 \times 10^{-5}$ (α -alumina)		131
						$\gamma_0 > 1 \times 10^{-3}$ (γ -alumina)
SO ₂ + MX → Products						
SO ₂	Sodium Chloride	NaCl(s)	298	$\gamma_0 < 1 \times 10^{-4}$		132
	Sea Salt	See Note for O ₃ + Sea Salt	298	$\gamma_0 < 0.1$		132
SO ₃ + H ₂ O → Products						
SO ₃	Sulfuric Acid	H ₂ SO ₄ •nH ₂ O (78–92 wt% H ₂ SO ₄)	300	1.0	+0.0, –0.3	133
OCS + Al ₂ O ₃ → Products						
OCS	Alumina	α -Al ₂ O ₃ (s), γ -Al ₂ O ₃ (s)	298	See Note		134

* γ is temperature dependent

5.14 Notes to Table 5-2

- O₃ on H₂O(s).** Ozone loss on pure ice is highly inefficient, with uptake coefficients in the range of 10⁻⁸ to 10⁻⁹ for partial pressures between 2 × 10⁻⁸ and 10⁻⁶ atm at 223 and 258 K, as measured in an ice-coated column. The uptake coefficients are dependent on the ozone partial pressure, increasing at low partial pressures Langenberg et al.¹
[Back to Table](#)
 - Langenberg, S.; Schurath, U. Ozone destruction on ice. *Geophys. Res. Lett.* **1999**, *26*, 1695-1698.
- O₃ + Al₂O₃(s).** Very low ozone decomposition efficiencies for reaction on coarse (3 μm dia.) and fine (0.1 μm dia., partially hydroxylated) γ-alumina and coarse (3 μm dia.) α-alumina were measured in flowing and static systems by Hanning-Lee et al.³ at temperatures ranging between 212 and 473 K. Based on measured BET surface areas, γs ranged from 2 × 10⁻¹¹ to 4 × 10⁻¹⁰ over the 212 to 298 K temperature range. γs for γ-alumina at lower temperatures exceeded those for α-alumina. Results are roughly consistent with earlier, unpublished flow tube data from L. F. Keyser and from fluidized bed reactor studies of Alebić-Juretić et al.¹ Note that γs based on geometric surface particle surface areas would be significantly (10⁴–10⁷) larger. Additional fluidized bed reactor studies by Alebić-Juretić et al.² demonstrated that room temperature uptake are initially first order in O₃, but change to a slower second order reaction at longer exposure times. Klimovskii et al.⁴ reported an initial uptake coefficient (γ₀) of 1 × 10⁻⁴ on a γ-alumina surface at 293 K assuming a geometric surface area, BET surface correction presumably would have yielded a lower value. Michel et al.^{5,6} reported Knudsen cell uptake studies at 296 K on α-alumina particles that yielded γ₀ values of (8 ± 5) × 10⁻⁵ and (1.4 ± 0.3) × 10⁻⁴ after BET surface area corrections. Sullivan et al.⁹ used a coated wall flow reactor to obtain 298 K γ₀ values of 7 × 10⁻⁶ to 1.6 × 10⁻⁵ for α-alumina powder films exposed to no more than [O₃] of 10¹³ cm⁻³ after BET surface area correction. Higher [O₃] yielded lower apparent γ₀s. Usher et al.¹⁰ demonstrated the pretreatment of α-alumina with HNO₃ vapor reduced O₃ Knudsen cell γ₀ values by ~70%. Mogili et al.⁷ measured O₃ uptake on α-alumina particles in a room temperature environmental chamber obtaining an uptake coefficient of (3.5 ± 0.9) × 10⁻⁸ for dry (RH ≤ 1%) particles that fell to (4.5 ± 1.1) × 10⁻⁹ for measurements at 19% RH. Roscoe and Abbatt⁸ demonstrated spectroscopically that there is a competition for surface sites when gas phase ozone and water vapor are exposed to the alumina surface.
[Back to Table](#)
 - Alebić-Juretić, A.; Cvitas, T.; Klasinc, L. Ozone destruction on powders. *Ber. Bunsenges Phys. Chem.* **1992**, *96*, 493-495.
 - Alebić-Juretić, A.; Cvitas, T.; Klasinc, L. Kinetics of heterogeneous ozone reactions. *Chemosphere* **2000**, *41*, 667-670.
 - Hanning-Lee, M. A.; Brady, B. B.; Martin, L. R.; Syage, J. A. Ozone decomposition on alumina: Implications for solid rocket motor exhaust. *Geophys. Res. Lett.* **1996**, *23*, 1961-1964.
 - Klimovskii, A. O.; Bavin, A. V.; Tkalich, V. S.; Lisachenko, A. A. Interaction of ozone with γ-Al₂O₃ surface. *React. Kinet. Catal. Lett.* **1983**, *23*, 95-98.
 - Michel, A. E.; Usher, C. R.; Grassian, V. H. Heterogeneous and catalytic uptake of ozone on mineral oxides and dusts: A Knudsen cell investigation. *Geophys. Res. Lett.* **2002**, *29*, 1665, doi:10.29/2002/GL014896.
 - Michel, A. E.; Usher, C. R.; Grassian, V. H. Reactive uptake of ozone on mineral oxides and mineral dusts. *Atmos. Environ.* **2003**, *37*, 3201-3211, doi:10.1016/S1352-2310(03)00319-4.
 - Mogili, P. K.; Kleiber, P. D.; Young, M. A.; Grassian, V. H. Heterogeneous uptake of ozone on reactive components of mineral dust aerosol: An environmental aerosol reaction chamber study. *J. Phys. Chem. A* **2006**, *110*, 13799-13807, doi:10.1021/jp063620g.
 - Roscoe, J. M.; Abbatt, J. P. D. Diffuse reflectance FTIR study of the interaction of alumina surfaces with ozone and water vapor. *J. Phys. Chem. A* **2005**, *109*, 9028-9034, doi:10.1021/jp050766r.
 - Sullivan, R. C.; Thornberry, T.; Abbatt, J. P. D. Ozone decomposition kinetics on alumina: effects of ozone partial pressure, relative humidity and repeated oxidation cycles. *Atmos. Chem. Phys.* **2004**, *4*, 1301-1310.
 - Usher, C. R.; Michel, A. E.; Stec, D.; Grassian, V. H. Laboratory studies of ozone uptake on processed mineral dust. *Atmos. Environ.* **2003**, *37*, 5337-5347, doi:10.1016/j.atmosenv.2003.09.014.
- O₃ + NaCl.** The reaction of O₃ with NaCl is slow. Il'in et al.³ measured the loss of O₃ in a coated reactor over the temperature range 223–305 K, and found the same uptake coefficients, γ ~ 10⁻⁶, independent of

temperature, for NaCl and NH₄NO₃ and (NH₄)₂SO₄, suggesting that even the small uptake is not due to reaction with the chloride. Alebić-Juretić² did not observe any uptake on NaCl powders using a fluidized bed reactor but did not report an upper limit to the uptake coefficient. Akimoto and coworkers^{6,7} reported an upper limit of $\gamma_0 < 1 \times 10^{-5}$ on NaCl. When the NaCl was mixed with 0.5–1% w:w FeCl₃, γ_0 increased to 3×10^{-2} and production of gaseous Cl₂ was observed with yields from 25–50% of the ozone taken up. With 0.1% FeCl₃, no production of Cl₂ was observed but the initial uptake coefficient was still 3×10^{-2} . These experiments were carried out with a Knudsen cell using multiple salt layers and the measured initial uptake coefficients were converted to the reported values using the pore diffusion model of Keyser et al.^{4,5} Abbatt and Waschewsky¹ followed O₃ in a flow tube containing deliquesced 1–5 μm NaCl particles (75% RH); no significant loss was observed on unbuffered particles or particles buffered at pH of 7.2. An upper limit of $\gamma_0 < 1 \times 10^{-4}$ was derived from these measurements.

[Back to Table](#)

- (1) Abbatt, J. P. D.; Waschewsky, G. C. G. Heterogeneous interactions of HOBr, HNO₃, O₃, and NO₂ with deliquescent NaCl aerosols at room temperature. *J. Phys. Chem. A* **1998**, *102*, 3719-3725.
- (2) Alebić-Juretić, A.; Cvitas, T.; Klasinc, L. Ozone destruction on powders. *Ber. Bunsenges Phys. Chem.* **1992**, *96*, 493-495.
- (3) Il'in, S. D.; Selikhonovich, V. V.; Gershenson, Y. M.; Rozenshtein, V. B. Study of heterogeneous ozone loss on materials typical of atmospheric aerosol species. *Sov. J. Chem. Phys.* **1991**, *8*, 1858-1880.
- (4) Keyser, L. F.; Leu, M.-T.; Moore, S. B. Comment on porosities of ice films used to simulate stratospheric cloud surfaces. *J. Phys. Chem.* **1993**, *97*, 2800-2801.
- (5) Keyser, L. F.; Moore, S. B.; Leu, M. T. Surface reaction and pore diffusion in flow tube reactors. *J. Phys. Chem.* **1991**, *95*, 5496-5502.
- (6) Mochida, M.; Hirokawa, J.; Akimoto, H. Unexpected large uptake of O₃ on sea salts and the observed Br₂ formation. *Geophys. Res. Lett.* **2000**, *27*, 2629-2632.
- (7) Sandanaga, Y.; Hirokawa, J.; Akimoto, H. Formation of molecular chlorine in dark condition: Heterogeneous reaction of ozone with sea salt in the presence of ferric ion. *Geophys. Res. Lett.* **2001**, *28*, 4433-4436.

4. **O₃ + NaBr and KBr.** Mochida et al.⁴ did not observe any uptake of O₃ on NaBr or KBr powders, from which they derived an upper limit of $\gamma < 1 \times 10^{-5}$. Hirokawa et al.² reported production of gas phase Br₂ from the reaction of O₃ with NaBr only when water vapor was added so that the salt was near deliquescence.

Uptake of O₃ and production of gas phase Br₂ has been observed for deliquesced NaBr salt on a glass surface.¹ Production of Br₂ has also been measured by Hunt et al.³ in the reaction of O₃ with deliquesced NaBr particles in the dark in an aerosol chamber; the production of Br₂ exceeded that from known aqueous phase chemistry by about an order of magnitude, suggesting that a surface reaction of O₃ with bromide at the air-solution interface was occurring with a reaction probability of $\gamma_0 = (1.9 \pm 0.8) \times 10^{-6}$ (2σ).

The uptakes of O₃ by frozen salt solutions and cold liquid solutions containing bromide have been studied in a coated wall flow tube from 233 to 273 K by Oldridge and Abbatt.⁵ Br₂ was the sole product formed. Reaction kinetics were well described by a combination of a bulk reaction in the associated solution and a surface reaction component, so that the overall ozone uptake coefficients increased with decreasing ozone concentrations. The similarity between the results on both liquid solutions and frozen solutions implied the reaction was occurring only with the liquid component of the substrates. Using glancing angle LIF and Raman spectroscopy, Wren et al.⁶ have studied the reactions of ozone with both frozen and unfrozen bromide solutions with sea water concentrations. They demonstrate that the kinetics proceed one to two orders of magnitude faster on the frozen substrates than on the corresponding unfrozen solutions.

[Back to Table](#)

- (1) Anastasio, C.; Mozurkewich, M. Laboratory studies of bromide oxidation in the presence of ozone: Evidence for a glass-surface mediated reaction. *J. Atmos. Chem.* **2002**, *41*, 135-162.
- (2) Hirokawa, J.; Onaka, K.; Kajii, Y.; Akimoto, H. Heterogeneous processes involving sodium halide particles and ozone: Molecular bromine release in the marine boundary layer in the absence of nitrogen oxides. *Geophys. Res. Lett.* **1998**, *25*, 2449-2452.
- (3) Hunt, S. W.; Roesolová, M.; Wang, W.; Wingen, L. M.; Knipping, E. M.; Tobias, D. J.; Dabdub, D.; Finlayson-Pitts, B. J. Formation of molecular bromine from the reaction of ozone with deliquesced

NaBr aerosol: Evidence for interface chemistry. *J. Phys. Chem. A* **2004**, *108*, 11559-11572, doi:10.1021/jp0467346.

- (4) Mochida, M.; Hirokawa, J.; Akimoto, H. Unexpected large uptake of O₃ on sea salts and the observed Br₂ formation. *Geophys. Res. Lett.* **2000**, *27*, 2629-2632.
- (5) Oldridge, N. W.; Abbatt, J. P. D. Formation of gas-phase bromine from interaction of ozone with frozen and liquid NaCl/NaBr solutions: Quantitative separation of surficial chemistry from bulk-phase reaction. *J. Phys. Chem. A* **2010**, *115*, 2590-2598, doi:10.1021/jp200074u.
- (6) Wren, S. N.; Kahan, T. F.; Jumaa, K. B.; Donaldson, D. J. Spectroscopic studies of the heterogeneous reaction between O₃(g) and halides at the surface of frozen salt solutions. *J. Geophys. Res.* **2010**, *115*, D16309, doi:10.1029/2010JD013929.

5. **O₃ + KI.** Brown et al.^{1,2} report that KIO₃ forms on single crystal, water-free KI surfaces with a reaction probability of 1.4×10^{-4} . On room temperature KI solutions, Sakamoto et al.⁸ report that ozone exposure yields gas-phase I₂ and small amounts of IO (ratio of I₂ to IO >100). The reaction kinetics are indicative of a Langmuir-Hinshelwood mechanism, exhibiting saturation in the gas-phase yields as both ozone and iodide concentrations are increased. The reaction forming I₂ proceeds more rapidly with increasing acidity for pH <4, but there is a pH-independent pathway operative to pH 11.

Complex chemistry for ozone reacting at the surface of solutions containing iodide and other reactants is illustrated from studies of solution microdroplet analysis by electrospray ionization (Pillar et al.,⁵ Enami et al.,³ and Hayase et al.⁴). In particular, a number of researchers have shown that surfactants and/or dissolved organic species can affect the rate of iodide oxidation by ozone (Hayase et al.,⁴ Shaw and Carpenter,⁹ Reeser et al.,⁶ and Rouviere et al.⁷).

[Back to Table](#)

- (1) Brown, M. A.; Ashby, P. D.; Ogletree, D. F.; Salmeron, M.; Hemminger, J. C. Reactivity of ozone with solid potassium iodide investigated by atomic force microscopy. *J. Phys. Chem. C* **2008**, *112*, 8110-8113, doi:10.1021/jp801620w.
- (2) Brown, M. A.; Newberg, J. T.; Krisch, M. J.; Mun, B. S.; Hemminger, J. C. Reactive uptake of ozone on solid potassium iodide. *J. Phys. Chem. C* **2008**, *112*, 5520-5525, doi:10.1021/jp077225h.
- (3) Enami, S.; Vecitis, C. D.; Cheng, J.; Hoffmann, M. R.; Colussi, A. J. Mass spectrometry of interfacial layers during fast aqueous aerosol/ozone gas reactions of atmospheric interest. *Chem. Phys. Lett.* **2008**, *455*, 316-320, doi:10.1016/j.cplett.2008.02.075.
- (4) Hayase, S.; Yabushita, A.; Kawasaki, M.; Enami, S.; Hoffmann, M. R.; Colussi, A. J. Heterogeneous reaction of gaseous ozone with aqueous iodide in the presence of aqueous organic species. *J. Phys. Chem. A* **2010**, *114*, 6016-6021, doi:10.1021/jp101985f.
- (5) Pillar, E. A.; Guzman, M. I.; Rodriguez, J. M. Conversion of iodide to hypoiodous acid and iodine in aqueous microdroplets exposed to ozone. *Environ. Sci. Technol.* **2013**, *47*, 10971-10979, doi:10.1021/es401700h.
- (6) Reeser, D. I.; Donaldson, D. J. Influence of water surface properties on the heterogeneous reaction between O₃(g) and I_(aq). *Atmos. Environ.* **2011**, *45*, 6116-6120, doi:10.1016/j.atmosenv.2011.08.042.
- (7) Rouviere, A.; Ammann, M. The effect of fatty acid surfactants on the uptake of ozone to aqueous halogenide particles. *Atmos. Chem. Phys.* **2010**, *10*, 11489-11500, doi:10.5194/acp-10-11489-2010.
- (8) Sakamoto, Y.; Yabushita, A.; Kawasaki, M.; Enami, S. Direct emission of I₂ molecule and IO radical from the heterogeneous reactions of gaseous ozone with aqueous potassium iodide Solution. *J. Phys. Chem. A* **2009**, *113*, 7707-7713, doi:10.1021/jp903486u.
- (9) Shaw, M. D.; Carpenter, L. J. Modification of ozone deposition and I₂ emissions at the air—aqueous interface by dissolved organic carbon of marine origin. *Environ. Sci. Technol.* **2013**, *47*, 10947-10954, doi:10.1021/es4011459.

6. **O₃ + sea salt.** Akimoto and coworkers^{11,14} reported uptake coefficients for O₃ on synthetic and natural sea salt powders of $\sim 1 \times 10^{-3}$ using a Knudsen cell with multiple salt layers. Similar uptake coefficients were reported for the hydrates of MgBr₂ and CaBr₂. These are the initial uptake coefficients after correction for the available surface area using the pore diffusion model of Keyser et al.^{9,10} The measured values before this correction was applied were about a factor of 20 larger. Given the uncertainty associated with these corrections, the final values derived have a large uncertainty associated with them as well. When FeCl₃ was added to synthetic sea salt (Fe/Na weight ratio of 1%), the uptake coefficient increased by an order of magnitude to $(3.2 \pm 1.1) \times 10^{-2}$. Br₂ was the gas phase product, with variable yields up to 100% of the O₃

lost. The enhanced reactivity of sea salt compared to NaCl and NaBr is due to the significant amounts of surface-adsorbed water (SAW) present on sea salt; the component of sea salt present in the second highest concentration is magnesium chloride which forms a stable hydrate and is quite hygroscopic. Reactions with powders of $\text{MgCl}_2 \cdot 6\text{H}_2\text{O}$ and sea salt are often observed to be similar to reaction with aqueous salt solutions (see note on SO_2 uptake). The formation of Br_2 is favored over Cl_2 by a number of factors: (1) surface segregation of bromide ions^{3,4,15} in mixed solid crystals of NaCl and NaBr, (2) higher solubility of NaBr which increases its concentration in the surface layer as a mixture of NaCl and NaBr crystallizes, (3) faster oxidation of Br^- compared to Cl^- ,^{2,5,6,13} (4) solution phase chemistry of chloride and bromide ion mixtures that favors the production of gas phase bromine compounds,^{2,13} (5) enhanced interfacial bromide ion concentrations compared to chloride ions at the air-water interface of aqueous solutions of mixed salts.^{7,8} The yields of I_2 from exposure of sea water to ozone have been studied by Carpenter et al.¹ under ambient ozone concentrations. I_2 was quantified by conversion to small particles, which were sized and counted. On frozen sea-salt solutions, gas phase Br_2 was formed by exposure of O_3 (44 ppbv to 2.9 ppmv) to frozen sea salt solutions, at temperatures below 272 K.¹² No other products were reported and the production of Br_2 scaled with increasing O_3 .

[Back to Table](#)

- (1) Carpenter, L. J.; MacDonald, S. M.; Shaw, M. D.; Kumar, R.; Saunders, R. W.; Parthipan, R.; Wilson, J.; Plane, J. M. C. Atmospheric iodine levels influenced by sea surface emissions of inorganic iodine. *Nature Geosci.* **2013**, *6*, 108-111, doi:10.1038/NNGEO1687.
- (2) Finlayson-Pitts, B. J. The tropospheric chemistry of sea salt: A molecular level view of the chemistry of NaCl and NaBr. *Chem. Rev.* **2003**, *103*, 4801-4822, doi:10.1021/cr0206420.
- (3) Ghosal, S.; Hemminger, J. C. Surface adsorbed water on NaCl and its effect on nitric acid reactivity with NaCl powders. *J. Phys. Chem. B* **2004**, *108*, 14102-14108, doi:10.1021/jp047774c.
- (4) Ghosal, S.; Shbeeb, A.; Hemminger, J. C. Surface segregation of bromine in bromide doped NaCl: Implications for the seasonal variations in Arctic ozone. *Geophys. Res. Lett.* **2000**, *27*, 1879.
- (5) Haag, W. R.; Hoigné, J. Ozonation of bromide-containing waters: Kinetics of formation of hypobromous acid and bromate. *Environ. Sci. Technol.* **1983**, *17*, 261-267.
- (6) Haag, W. R.; Hoigné, J. Ozonation of water containing chlorine or chloramines. Reaction products and kinetics. *Water Research* **1983**, *17*, 1397-1402.
- (7) Jungwirth, P.; Tobias, D. Molecular structure of salt solutions: A new view of the interface with implications for heterogeneous atmospheric chemistry. *J. Phys. Chem. B* **2001**, *105*, 10468-10472, doi:10.1021/jp012750g.
- (8) Jungwirth, P.; Tobias, D. J. Ions at the air/water interface. *J. Phys. Chem. B* **2002**, *106*, 6361-6373, doi:10.1021/jp020242g.
- (9) Keyser, L. F.; Leu, M.-T.; Moore, S. B. Comment on porosities of ice films used to simulate stratospheric cloud surfaces. *J. Phys. Chem.* **1993**, *97*, 2800-2801.
- (10) Keyser, L. F.; Moore, S. B.; Leu, M. T. Surface reaction and pore diffusion in flow tube reactors. *J. Phys. Chem.* **1991**, *95*, 5496-5502.
- (11) Mochida, M.; Hirokawa, J.; Akimoto, H. Unexpected large uptake of O_3 on sea salts and the observed Br_2 formation. *Geophys. Res. Lett.* **2000**, *27*, 2629-2632.
- (12) Oum, K. W.; Lakin, M. J.; Finlayson-Pitts, B. J. Bromine activation in the troposphere by the dark reaction of O_3 with seawater ice. *Geophys. Res. Lett.* **1998**, *25*, 3923-3926.
- (13) Rossi, M. J. Heterogeneous reactions on salts. *Chem. Rev.* **2003**, *103*, 4823-4882, doi:10.1021/cr020507n.
- (14) Sandanaga, Y.; Hirokawa, J.; Akimoto, H. Formation of molecular chlorine in dark condition: Heterogeneous reaction of ozone with sea salt in the presence of ferric ion. *Geophys. Res. Lett.* **2001**, *28*, 4433-4436.
- (15) Zangmeister, C. D.; Turner, J. A.; Pemberton, J. E. Segregation of NaBr in NaBr/NaCl crystals grown from aqueous solutions: Implications for sea salt surface chemistry. *Geophys. Res. Lett.* **2001**, *28*, 995-998.

7. **O_3 + organic surfaces.** Reactive initial uptake of ozone occurs on organic substrates that contain unsaturated carbon-carbon bonds, whereas uptake to substrates that are fully saturated is minimal. This reaction occurs not only with simple alkenes, but with electron-rich conjugated systems such as PAHs as well. Ozone adds across carbon-carbon double bonds forming an ozonide, which then falls apart into more reactive intermediates. The product distributions are complex. Initial uptake coefficients are highly dependent upon the chemical nature of the substrate, ranging from values of roughly 10^{-3} on pure alkene

aerosol particles such as oleic acid, to much lower values of 10^{-6} or below with PAH-coated particles. A more detailed discussion of this complex chemistry is given in two review articles: Kolb et al.² and Abbatt et al.¹

[Back to Table](#)

- (1) Abbatt, J. P. D.; Lee, A. K. Y.; Thornton, J. A. Quantifying trace gas uptake to tropospheric aerosol: recent advances and remaining challenges. *Chem. Soc. Rev.* **2012**, *41*, 6555-6581, doi:10.1039/C2CS35052A.
- (2) Kolb, C. E.; Cox, R. A.; Abbatt, J. P. D.; Ammann, M.; Davis, E. J.; Donaldson, D. J.; Garrett, B. C.; George, C.; Griffiths, P. T.; Hanson, D. R.; Kulmala, M.; McFiggans, G.; Pöschl, U.; Riipinen, I.; Rossi, M. J.; Rudich, Y.; Wagner, P. E.; Winkler, P. M.; Worsnop, D. R.; O' Dowd, C. D. An overview of current issues in the uptake of atmospheric trace gases by aerosols and clouds. *Atmos. Chem. Phys.* **2010**, *10*, 10561-10605, doi:10.5194/acp-10-10561-2010.

- 8. OH + H₂O(s).** Cooper and Abbatt¹ measured initial irreversible OH uptake coefficients of ~ 0.1 for water ice between 205–230 K; these decayed to $\gamma = 0.03 \pm 0.02$ after repeated exposure to OH. Self-reaction to form H₂O or H₂O₂ was indicated by the lack of observable gas phase products despite observation of first-order OH loss. It can not be ruled out that contamination of the ice surface drove the initial reactivity.

[Back to Table](#)

- (1) Cooper, P. L.; Abbatt, J. P. D. Heterogeneous interactions of OH and HO₂ radicals with surfaces characteristic of atmospheric particulate matter. *J. Phys. Chem.* **1996**, *100*, 2249-2254.
- 9. OH + HCl·nH₂O(l).** Cooper and Abbatt¹ demonstrated significant enhancement of OH uptake (to $\gamma > 0.2$) after HCl doping of 220 K ice surfaces sufficient to melt the surface layer. It is unclear whether OH is lost to self-reaction or reaction with hydrated Cl⁻ ions.

[Back to Table](#)

- (1) Cooper, P. L.; Abbatt, J. P. D. Heterogeneous interactions of OH and HO₂ radicals with surfaces characteristic of atmospheric particulate matter. *J. Phys. Chem.* **1996**, *100*, 2249-2254.

- 10. OH + HNO₃·3H₂O.** Cooper and Abbatt¹ measured $\gamma > 0.2$ for nitric acid-doped ice surfaces under conditions suitable for NAT formation at 200 and 228 K. Increase over pure ice uptake rates is probably due to HNO₃ + OH → H₂O + NO₃ reaction.

[Back to Table](#)

- (1) Cooper, P. L.; Abbatt, J. P. D. Heterogeneous interactions of OH and HO₂ radicals with surfaces characteristic of atmospheric particulate matter. *J. Phys. Chem.* **1996**, *100*, 2249-2254.

- 11. OH + H₂SO₄·nH₂O.** Lower limits of 0.2 for uptake coefficients on 45–65 wt% H₂SO₄ between 220 and 230 K and for 96 wt% H₂SO₄ at 230 and 298 K by Cooper and Abbatt² are consistent with a lower limit of 0.07 on 28 wt% H₂SO₄ at 275 K in similar experiments by Hanson et al.⁴ and a probable surface saturated value of $(4.9 \pm 0.5) \times 10^{-4}$ from Knudsen cell measurements by Baldwin and Golden¹ and an estimate of $\gamma = 1$ on ~ 96 wt% H₂SO₄ at 298 K by Gerhenson et al.³ using a coated insert flow tube technique. Uptake is probably reactive with OH + HSO₄⁻ → H₂O + SO₄⁻ the hypothesized process.

[Back to Table](#)

- (1) Baldwin, A. C.; Golden, D. M. Heterogeneous atmospheric reactions 2. Atom and radical reactions with sulfuric acid. *J. Geophys. Res.* **1980**, *85*, 2888-2889.
- (2) Cooper, P. L.; Abbatt, J. P. D. Heterogeneous interactions of OH and HO₂ radicals with surfaces characteristic of atmospheric particulate matter. *J. Phys. Chem.* **1996**, *100*, 2249-2254.
- (3) Gerhenson, Y. M.; Ivanov, A. V.; Kucheryavyi, S. I.; Rozenshtein, V. B. Anihilation of OH radicals on the surfaces of substances chemically similar to atmospheric aerosol particles. *Kinet. Katal.* **1986**, *27*, 1069-1074.
- (4) Hanson, D. R.; Burkholder, J. B.; Howard, C. J.; Ravishankara, A. R. Measurement of OH and HO₂ radical uptake coefficients on water and sulfuric acid surfaces. *J. Phys. Chem.* **1992**, *96*, 4979-4985.

12. **OH + NaCl.** Ivanov et al.² measured the uptake of OH on solid NaCl and on NH₄NO₃ over the temperature range from 245–340 K using a fast flow discharge reactor with a coated rod along the axis and EPR detection of OH. The initial values of the uptake coefficient approached 10⁻². The OH was generated from the reaction of H atoms with excess NO₂; it is not clear whether NO₂ might have also reacted with the salt surface. Given that the uptake coefficients were similar for NaCl and NH₄NO₃, the uptake likely does not reflect oxidation of the chloride. The pseudo-steady state value, γ_{ss} , was measured to be 4×10^{-3} at 298 K and the temperature dependence was described by $\gamma_{ss} = (1.2 \pm 0.7) \times 10^{-5} \exp[(1750 \pm 200)/T]$. This value is quite close to later measurements by Park et al.⁶ who see little dependence of the uptake coefficient on relative humidity, up to 38% at room temperature. Product studies have been performed by Sjostedt and Abbatt⁸ who have exposed desiccated NaCl salts to gas-phase OH in a coated-wall flow tube at 298 and 253 K. Gas-phase Br₂ is formed with a yield of 0.6, relative to the loss of OH. The source of the Br₂ is the trace Br⁻ impurity in commercial, high purity NaCl_(s). BrCl was formed at a considerably smaller yield, 0.008. Humidification of the salt surface led to more sustained production but somewhat smaller yields. Aerosol chamber studies by Finlayson-Pitts and coworkers showed that there was no Cl₂ production from NaCl particles when OH was generated by reaction of O(¹D) from photolysis of O₃ at relative humidities below the deliquescence point of NaCl; above the deliquescence point, however, a rapid reaction of OH with Cl⁻ at the interface to generate gas phase Cl₂ is observed.^{3,5} Because the mechanism is uncertain, and clearly must involve multiple steps, a unique value of the reaction probability for this interface reaction could not be obtained. At 269 K Frinak and Abbatt¹ have exposed acidic solutions containing molar levels of NaCl to gas-phase OH. The gas-phase product observed is Br₂, unless considerable OH exposure has reduced Br⁻ levels in the solution, in which case the product is Cl₂. The source of the Br₂ is the trace Br⁻ impurity in commercial, high purity NaCl_(s). At neutral pH, the products were below detection limit. Shaka et al.⁷ and Laskin et al.⁴ have both exposed chloride solutions to gas-phase OH, observing changes in solution alkalinity and chloride concentrations, respectively. This is another indication that chloride ions in solution are readily heterogeneously oxidized by OH. Laskin et al. report an uptake coefficient of ≥ 0.1 at room temperature. However, the OH concentrations were not measured which may lead to uncertainty in this value.

[Back to Table](#)

- (1) Frinak, E. K.; Abbatt, J. P. D. Br₂ production from the heterogeneous reaction of gas-phase OH with aqueous salt solutions: Impacts of acidity, halide concentration, and organic surfactants. *J. Phys. Chem. A* **2006**, *110*, 10456-10464, doi:10.1021/jp063165o.
- (2) Ivanov, A. V.; Gershenzon, Y. M.; Gratpanche, F.; Devolder, P.; Saverysyn, J.-P. Heterogeneous loss of OH on NaCl and NH₄NO₃ at tropospheric temperatures. *Ann. Geophys.* **1996**, *14*, 659-664.
- (3) Knipping, E. M.; Lakin, M. J.; Foster, K. L.; Jungwirth, P.; Tobias, D. J.; Gerber, R. B.; Dabdub, D.; Finlayson-Pitts, B. J. Experiments and simulations of ion-enhanced interfacial chemistry on aqueous NaCl aerosols. *Science* **2000**, *288*, 301-306, doi:10.1126/science.288.5464.301.
- (4) Laskin, A.; Wang, H.; Robertson, W. H.; Cowin, J. P.; Ezell, M. J.; Finlayson-Pitts, B. J. A new approach to determining gas-particle reaction probabilities and application to the heterogeneous reaction of deliquesced sodium chloride particles with gas-phase hydroxyl radicals. *J. Phys. Chem. A* **2006**, *110*, 10619-10627, doi:10.1021/jp063263+.
- (5) Oum, K. W.; Lakin, M. J.; DeHaan, D. O.; Brauers, T.; Finlayson-Pitts, B. J. Formation of molecular chlorine from the photolysis of ozone and aqueous sea-salt particles. *Science* **1998**, *297*, 74-76, doi:10.1126/science.279.5347.74.
- (6) Park, J. H.; Ivanov, A. V.; Molina, M. J. Effect of relative humidity on OH uptake by surfaces of atmospheric importance. *J. Phys. Chem. A* **2008**, *112*, 6968-6977, doi:10.1021/jp8012317.
- (7) Shaka, H.; Robertson, W. H.; Finlayson-Pitts, B. J. A new approach to studying aqueous reactions using diffuse reflectance infrared Fourier transform spectrometry: application to the uptake and oxidation of SO₂ on OH-processed model sea salt aerosol. *Phys. Chem. Chem. Phys.* **2007**, *9*, 1980-1990, doi:10.1039/b612624c.
- (8) Sjostedt, S. J.; Abbatt, J. P. D. Release of gas-phase halogens from sodium halide substrates: heterogeneous oxidation of frozen solutions and desiccated salts by hydroxyl radicals. *Environ. Res. Lett.* **2008**, *3*, 045007, doi:10.1088/1748-9326/3/4/045007.

13. **OH + Al₂O₃(s).** Measured value is from flow tube experiment with native oxide on aluminum as the active surface. An uptake coefficient of 0.04 ± 0.02 independent of temperature over the range of 253–348 K was recommended by (Gershenzon et al.¹ based on three measured values ranging unsystematically from 0.02 to 0.06 at 253, 298 and 348 K).

[Back to Table](#)

- (1) Gershenzon, Y. M.; Ivanov, A. V.; Kucheryavyi, S. I.; Rozenshtein, V. B. Anihilation of OH radicals on the surfaces of substances chemically similar to atmospheric aerosol particles. *Kinet. Katal.* **1986**, *27*, 1069-1074.

- 14. OH + organic surfaces.** It has been shown through a large number of studies that the OH radical is efficiently lost on organic surfaces via condensed phase reactions that add oxygenated functional groups to the organics, and lead to some carbon-carbon bond breakage as well. The uptake coefficient for OH loss has been studied at room temperature on both chemically reduced and oxidized surfaces, and found to be larger than 0.1, as determined both by monitoring loss of OH directly and by monitoring loss of specific organics within the aerosol. A more detailed discussion of this complex chemistry is given in three review articles: Kolb et al.,³ George and Abbatt,² and Abbatt et al.¹

[Back to Table](#)

- (1) Abbatt, J. P. D.; Lee, A. K. Y.; Thornton, J. A. Quantifying trace gas uptake to tropospheric aerosol: recent advances and remaining challenges. *Chem. Soc. Rev.* **2012**, *41*, 6555-6581, doi:10.1039/C2CS35052A.
- (2) George, I. J.; Abbatt, J. P. D. Heterogeneous oxidation of atmospheric aerosol particles by gas-phase radicals. *Nature Chem.* **2010**, *2*, 713-722, doi:10.1038/nchem.806.
- (3) Kolb, C. E.; Cox, R. A.; Abbatt, J. P. D.; Ammann, M.; Davis, E. J.; Donaldson, D. J.; Garrett, B. C.; George, C.; Griffiths, P. T.; Hanson, D. R.; Kulmala, M.; McFiggans, G.; Pöschl, U.; Riipinen, I.; Rossi, M. J.; Rudich, Y.; Wagner, P. E.; Winkler, P. M.; Worsnop, D. R.; O' Dowd, C. D. An overview of current issues in the uptake of atmospheric trace gases by aerosols and clouds. *Atmos. Chem. Phys.* **2010**, *10*, 10561-10605, doi:10.5194/acp-10-10561-2010.

- 15. HO₂ + H₂O(s) and H₂SO₄·nH₂O(l).** Uptake of HO₂ on ice and super-cooled 55 wt.% sulfuric acid at 223 K has been demonstrated to be limited by HO₂ surface saturation by Cooper and Abbatt.¹ They argue that self-reaction, presumably 2HO₂ → H₂O₂ + O₂ is controlling measured uptake coefficients of 0.025 ± 0.005 for ice and 0.055 ± 0.020 for 55 wt.% H₂SO₄. Thornton and Abbatt⁴ report room temperature aerosol flow reactor submicron droplet measurements on 47–50 wt% H₂SO₄, without HO₂ scavenger species, yielding γ < 0.01. Gershenzon et al.² measured γ > 0.2 for 80 and 96 wt.% H₂SO₄ at 243 K and Hanson et al.³ measured a lower limit for 28 wt% H₂SO₄ at 275 K of 0.07. However, large gas phase diffusion corrections mean these values are consistent with γ = 1. Thornton et al.⁵ have used available experimental data to develop a parameterized HO₂ self-reaction uptake model valid for pH < 6 aqueous droplets and gas phase HO₂ generation rates exceeding 1 × 10⁵ cm⁻³ s⁻¹. They also assess the relative role of Cu⁺⁺ catalyzed oxidation of HO₂ in aqueous aerosols.

[Back to Table](#)

- (1) Cooper, P. L.; Abbatt, J. P. D. Heterogeneous interactions of OH and HO₂ radicals with surfaces characteristic of atmospheric particulate matter. *J. Phys. Chem.* **1996**, *100*, 2249-2254.
- (2) Gershenzon, Y. M.; Grigorieva, V. M.; Ivanov, A. V.; Remorov, R. G. O₃ and OH sensitivity to heterogeneous sinks of HO_x and CH₃O₂ on aerosol particles. *Faraday Discuss.* **1995**, *100*, 83-100.
- (3) Hanson, D. R.; Burkholder, J. B.; Howard, C. J.; Ravishankara, A. R. Measurement of OH and HO₂ radical uptake coefficients on water and sulfuric acid surfaces. *J. Phys. Chem.* **1992**, *96*, 4979-4985.
- (4) Thornton, J. A.; Abbatt, J. P. D. Measurements of HO₂ uptake to aqueous aerosol: Mass accommodation coefficients and net reactive loss. *J. Geophys. Res.* **2005**, *110*, D08309, doi:10.1029/2004JD005402.
- (5) Thornton, J. A.; Jaeglé, L.; McNeil, V. F. Assessing known pathways for HO₂ loss in aqueous atmospheric aerosols: Regional and global impacts on tropospheric oxidants. *J. Geophys. Res.* **2008**, *113*, D05303, doi:10.1029/2007JD009236.

- 16. HO₂ + (NH₄)₂SO₄(aq) and NaCl(aq).** HO₂ uptake on aerosol particles has been studied in aerosol flow tubes. At high HO₂ concentrations detected by CIMS, Thornton and Abbatt⁴ observed loss of HO₂ on aqueous ammonium sulfate particles, buffered to pH 5.1 at RH 42% and room temperature. An uptake coefficient of 0.1 could describe the kinetics, but the HO₂ decays were best fit by second-order kinetics consistent with a bulk-phase reaction between dissolved HO₂ species, when using literature HO₂ solubility and bulk liquid-phase rate constants. Because of the second-order kinetics, it was inferred that the uptake

coefficient would be substantially smaller at lower (atmospheric) HO₂ gas-phase concentrations.⁵ This prediction is confirmed by the detailed study of George et al.¹ which examined HO₂ uptake at gas phase concentrations between 10⁸ and 10⁹ molecules/cm³ in an aerosol flow tube using LIF detection methods. The uptake coefficients measured were between 0.003 and 0.02 on deliquesced particles of (NH₄)₂SO₄, NaCl and NH₄NO₃. These results are not in agreement with the work performed using LIF by Taketani et al.^{2,3} who reported uptake coefficients on ammonium sulphate (0.11 to 0.19, 45 to 75% RH), sodium chloride (0.1, 50 to 75% RH) and sea salt (0.1, 35 to 75% RH) at atmospheric HO₂ concentrations about two orders of magnitude lower (<10⁸ molecules/cm³) than those of Thornton and Abbatt, but similar to those of George et al. George et al. observed much more efficient loss when transition metals were present in solution, highlighting the importance of working with clean aerosol samples. As well, there are complex dependencies of the kinetics on HO₂ concentration and on reaction time. However, these dependencies do not appear to explain the large discrepancy between the results from the Taketani et al. and George et al. experiments, performed under nominally similar conditions. In the absence of transition metal impurities such as iron or copper ions, there is no known reactive chemistry that will deplete HO₂ as rapidly as observed in the Taketani et al. experiments.

[Back to Table](#)

- (1) George, I. J.; Matthews, P. S. J.; Whalley, L. K.; Brooks, B.; Goddard, A.; Baeza-Romero, M. T.; Heard, D. E. Measurements of uptake coefficients for heterogeneous loss of HO₂ onto submicron inorganic salt aerosols. *Phys. Chem. Chem. Phys.* **2013**, *15*, 12829-12845, doi:10.1039/c3cp51831k.
- (2) Taketani, F.; Kanaya, Y.; Akimoto, H. Kinetics of heterogeneous reactions of HO₂ radical at ambient concentration levels with (NH₄)₂SO₄ and NaCl aerosol particles. *J. Phys. Chem. A* **2008**, *112*, 2370-2377, doi:10.1021/jp0769936.
- (3) Taketani, F.; Kanaya, Y.; Akimoto, H. Heterogeneous loss of HO₂ by KCl, synthetic sea salt, and natural seawater aerosol particles. *Atmos. Environ.* **2009**, *43*, 1660-1665, doi:10.1016/j.atmosenv.2008.12.010.
- (4) Thornton, J. A.; Abbatt, J. P. D. Measurements of HO₂ uptake to aqueous aerosol: Mass accommodation coefficients and net reactive loss. *J. Geophys. Res.* **2005**, *110*, D08309, doi:10.1029/2004JD005402.
- (5) Thornton, J. A.; Jaeglé, L.; McNeil, V. F. Assessing known pathways for HO₂ loss in aqueous atmospheric aerosols: Regional and global impacts on tropospheric oxidants. *J. Geophys. Res.* **2008**, *113*, D05303, doi:10.1029/2007JD009236.

- 17. HO₂ + NaCl(s) and KCl(s).** Gershenzon and coworkers^{2,5} used a combination of matrix isolation EPR and gas phase EPR with a fast flow tube to measure the uptake of HO₂ on NaCl from 245–335 K. Early studies by Gershenzon et al.² measured values of $\gamma = 1.8 \times 10^{-2}$ for KCl and 1.6×10^{-2} for NaCl, both at 295 K, supplementing an even earlier value of $\gamma \sim 8 \times 10^{-3}$ measured by Gershenzon and Purmal.³ In later studies on NaCl⁵ the uptake was reported to remain constant for at least 30 min, so this is likely to be a steady-state value, $\gamma_{ss} = 1.2 \times 10^{-2}$ at 295 K. The temperature dependence is given by $\gamma_{ss} = (5.7 \pm 3.6) \times 10^{-5} \exp[(1560 \pm 140)/T]$. Above 330 K, the uptake coefficient was significantly smaller than expected from this temperature dependence. The data are indistinguishable, within experimental error, from the uptake of HO₂ on NH₄NO₃, suggesting that the uptake of HO₂ likely involves recombination on the surface rather than oxidation of the chloride. The surface recombination was interpreted in terms of a combined Eley-Rideal and Langmuir-Hinshelwood mechanism. The addition of small amounts of water vapor decreased the uptake coefficient for HO₂; the authors attributed this to water adsorption on the active sites. Another possibility is formation of HO₂-H₂O complexes whose uptake and recombination on the surface is not as fast as for uncomplexed HO₂. A study by Loukhovitskaya et al.⁴ using a coated-wall flow tube finds temperature dependent uptake coefficients on salt surfaces, reporting uptake coefficient between 10⁻³ and 10⁻² at room temperature. They report that gas-phase H₂O₂ was observed as a product, indicative of self-reaction. George et al.¹ and Taketani et al.⁶ report uptake coefficients of less than 0.0004 and 0.01, respectively, on dry NaCl aerosol in aerosol flow tubes using HO₂ concentrations of 10⁸ to 10⁹ molecules/cm³. The small upper limit for this process from George et al., measured at low concentrations of HO₂, suggests that the earlier measurements may have been dominated by radical recombination on salt surfaces.

[Back to Table](#)

- (1) George, I. J.; Matthews, P. S. J.; Whalley, L. K.; Brooks, B.; Goddard, A.; Baeza-Romero, M. T.; Heard, D. E. Measurements of uptake coefficients for heterogeneous loss of HO₂ onto submicron inorganic salt aerosols. *Phys. Chem. Chem. Phys.* **2013**, *15*, 12829-12845, doi:10.1039/c3cp51831k.
- (2) Gershenzon, Y. M.; Grigorieva, V. M.; Ivanov, A. V.; Remorov, R. G. O₃ and OH sensitivity to heterogeneous sinks of HO_x and CH₃O₂ on aerosol particles. *Faraday Discuss.* **1995**, *100*, 83-100.
- (3) Gershenzon, Y. M.; Purmal, A. P. Heterogeneous processes in the Earth's atmosphere and their ecological consequences. *Russ. Chem. Rev.* **1990**, *59*, 1007-1023.
- (4) Loukhovitskaya, E.; Bedjanian, Y.; Morozov, I.; Le Bras, G. Laboratory study of the interaction of HO₂ radicals with the NaCl, NaBr, MgCl₂·6H₂O and sea salt surfaces. *Phys. Chem. Chem. Phys.* **2009**, *11*, 7896-7905, doi:10.1039/b906300e.
- (5) Remorov, R. G.; Gershenzon, Y. M.; Molina, L. T.; Molina, M. J. Kinetics and mechanism of HO₂ uptake on solid NaCl. *J. Phys. Chem. A* **2002**, *106*, 4558-4565, doi:10.1021/jp013179o.
- (6) Taketani, F.; Kanaya, Y.; Akimoto, H. Kinetics of heterogeneous reactions of HO₂ radical at ambient concentration levels with (NH₄)₂SO₄ and NaCl aerosol particles. *J. Phys. Chem. A* **2008**, *112*, 2370-2377, doi:10.1021/jp0769936.

18. HO₂ + (NH₄)₂SO₄(s). George et al.¹ report uptake coefficients of less than 0.0004 on dry (NH₄)₂SO₄ aerosol in an aerosol flow tube using HO₂ concentrations of 10⁸–10⁹ molecules/cm³. Taketani et al.² report a considerably larger value, 0.04, measured with the same experimental approach. The discrepancy between these measurements is mirrored by an equivalent disagreement between these groups' measurements of HO₂ loss on aqueous salt solutions. The source of the disagreement is not clear but trace metal impurities have the potential to drive very efficient uptake and might be the cause of the higher values by Taketani et al.

[Back to Table](#)

- (1) George, I. J.; Matthews, P. S. J.; Whalley, L. K.; Brooks, B.; Goddard, A.; Baeza-Romero, M. T.; Heard, D. E. Measurements of uptake coefficients for heterogeneous loss of HO₂ onto submicron inorganic salt aerosols. *Phys. Chem. Chem. Phys.* **2013**, *15*, 12829-12845, doi:10.1039/c3cp51831k.
- (2) Taketani, F.; Kanaya, Y.; Akimoto, H. Kinetics of heterogeneous reactions of HO₂ radical at ambient concentration levels with (NH₄)₂SO₄ and NaCl aerosol particles. *J. Phys. Chem. A* **2008**, *112*, 2370-2377, doi:10.1021/jp0769936.

19. H₂O (g) + Al₂O₃ (s). Isotopic thermal programmed desorption studies at 300 K by Elam et al.² show that H₂O dissociatively adsorbs on α-alumina surfaces and that initial uptake coefficient (γ₀) is ~0.1. Pre-hydroxylation or long term exposure to water vapor decreases the H₂O uptake coefficient nearly exponentially. Al-Abadleh et al.¹ used FTIR techniques to study water vapor uptake at 296 K on α-alumina crystal 0001 surfaces as a function of relative humidity (RH). Below 10% RH uptake is dissociative, but molecular absorption dominates uptake between 10 and 70% RH. FTIR spectra of water adsorbed on both α-alumina and γ-alumina powder surfaces are similar to those on 0001 crystal surfaces. Goodman et al.³ used FTIR to show that α-alumina surfaces saturated with HNO₃ vapor has the same water absorption isotherm as untreated samples at 296 K.

[Back to Table](#)

- (1) Al-Abadleh, H. A.; Grassian, V. H. FT-IR study of water adsorption on aluminum oxide surfaces. *Langmuir* **2003**, *19*, 341-347, doi:10.1021/la026208a.
- (2) Elam, J. W.; Nelson, C. E.; Cameron, M. A.; Tolbert, M. A.; George, S. M. Adsorption of H₂O on a single-crystal α-Al₂O₃(0001) surface. *J. Phys. Chem. B* **1998**, *102*, 7008-7015.
- (3) Goodman, A. L.; Bernard, E. T.; Grassian, V. H. Spectroscopic study of nitric acid and water adsorption on oxide particles: Enhanced nitric acid uptake kinetics in the presence of adsorbed water. *J. Phys. Chem. A* **2001**, *105*, 6443-6457, doi:10.1021/jp0037221.

20. H₂O₂ + Al₂O₃(s). Zhao et al.³ measured H₂O₂ uptake on a bed of ~35nm α-alumina particles in a solid sample flow reactor as a function of relative humidity at room temperature and ambient pressure. BET surface area was used in analyzing uptake coefficients. Uptake was RH dependent, which was varied over a wide range (2–76%). Gas phase hydrogen peroxide leaving the reactor was scrubbed and quantified using liquid chromatography. Uptake was largely irreversible with reactive uptake ~75% at low RH rising to ~85% at high RH. Reported uptake coefficients (γ) were lower at higher RHs: γ(RH=2%) = (1.21 ± 0.04) × 10⁻⁷; γ(RH=21%) = (0.84 ± 0.07) × 10⁻⁷ and γ(RH ≥ 42%) = (0.72 ± 0.04) × 10⁻⁷. Use of BET surface areas

probably led to underestimated γ values. Uptake experiments were performed for 30 minutes; larger uptake coefficients may have characterized shorter uptake times. The authors also reported largely reversible H_2O_2 uptake coefficients on SiO_2 submicron particles that were about an order of magnitude lower than those measured for alumina.³

Wang et al.² report Knudsen cell studies, also on α -alumina and other mineral oxide surfaces at room temperature and very low RH. For α -alumina the measured gas phase products also indicate catalytic decomposition. Measured γ_0 values using BET surface areas were $(1.00 \pm 0.11) \times 10^{-4}$ for $\alpha\text{-Al}_2\text{O}_3$, $(1.66 \pm 0.23) \times 10^{-5}$ for MgO , $(9.70 \pm 1.05) \times 10^{-5}$ for Fe_2O_3 and $(5.22 \pm 0.9) \times 10^{-5}$ for SiO_2 . Their γ_0 value for $\alpha\text{-Al}_2\text{O}_3$ is roughly a factor of a thousand higher than the steady-state γ values reported by Zhao et al.³

Romanias et al.¹ used a coated wall flow reactor with solid films of ~ 20 nm γ -alumina particles to measure H_2O_2 uptake coefficients over a RH range of 0.003 to 73% and a temperature range of 268–329 K. Near ultraviolet (315–400 nm) illumination had no effect on uptake. BET surface area measurements were also used to calculate uptake coefficients. They observed that longer exposure times lead to saturated surfaces, so initial γ_0 uptake coefficients as well as steady-state γ values were reported. Desorption measurements showed reversible H_2O_2 uptake was 5% or less of total uptake. Initial uptake values were dependant on both RH and T; for instance, γ_0 (for 0.003% RH and 300 K) = $(9.0 \pm 2.7) \times 10^{-4}$, is nearly constant for (0.003–0.02% RH) then falls off to $\sim 2 \times 10^{-5}$ at 73% RH. The steady-state uptake coefficient also decreases at higher RH values, γ (280 K) falls from about 2.5×10^{-5} at about 0.005% RH to $\sim 5 \times 10^{-7}$ at RH of 73%. Clearly adsorbed water vapor competes with irreversible H_2O_2 chemisorption. At fixed RH the initial uptake of H_2O_2 increases with falling temperature, γ_0 (0.03% RH) = $8.7 \times 10^{-4}/(1 + 5.0 \times 10^{13} \exp(-9700/T))$ rising from 2.0×10^{-4} at 320 K to 8.8×10^{-4} at 268 K.¹ Note that the low RH γ_0 values reported in this work are the same order of magnitude as the dry $\alpha\text{-Al}_2\text{O}_3$ value reported by Wang et al.²

Given that there is little reason to expect that α -alumina and γ -alumina have the same initial uptake coefficients, not to mention similar RH or temperature dependencies, the available data will support only a conservative upper limit estimate of $\gamma_0 < 5 \times 10^{-3}$.

[Back to Table](#)

- (1) Romanias, M. N.; El Zein, A.; Bedjanian, Y. Uptake of hydrogen peroxide on the surface of Al_2O_3 and Fe_2O_3 . *Atmos. Environ.* **2013**, *77*, 1-8, doi:10.1016/j.atmosenv.2013.04.065.
- (2) Wang, W.-g.; Ge, M.-f.; Sun, Q. Heterogeneous uptake of hydrogen peroxide on mineral oxides. *Chin. J. Chem. Phys.* **2011**, *24*, 515-520, doi:10.1088/1674-0068/24/05/515-520.
- (3) Zhao, Y.; Chen, Z.; Shen, X.; Zhang, X. Kinetics and mechanisms of heterogeneous reaction of gaseous hydrogen peroxide on mineral oxide particles. *Environ. Sci. Technol.* **2011**, *45*, 3317-3324, doi:10.1021/es104107c.

21. **$\text{NO}_2 + \text{H}_2\text{O(l)}$.** Value for γ of $(6.3 \pm 0.7) \times 10^{-4}$ at 273 K (Tang and Lee⁹) was achieved by chemical consumption of NO_2 by SO_3^{2-} ; their stopped-flow measurement was probably still affected by surface saturation, leading to the measurement of a lower limit. Ponche et al.⁷ measured an uptake coefficient of $(1.5 \pm 0.6) \times 10^{-3}$ at 298 K, which was also probably subject to saturation limitations. Mertes and Wahner⁵ used a liquid jet technique to measure a lower limit of $\gamma \geq 2 \times 10^{-4}$ at 278 K, and they observed partial conversion of the absorbed NO_2 to HONO. Msibi et al.⁶ used a cylindrical/annular flow reactor to derive $\gamma = (8.7 \pm 0.6) \times 10^{-5}$ on pH = 7 deionized water surfaces and $(4.2 \pm 0.9) \times 10^{-4}$ on pH = 9.3 wet ascorbate surfaces; it seems likely that these results are also subject to surface saturation given the gas/surface interaction times involved in the experiment. Harrison and Collins³ performed aerosol flow reactor experiments on deliquescent sodium chloride and ammonium sulfate droplets at 279 K obtaining reactive uptake coefficients in the range of $(2.8\text{--}10) \times 10^{-4}$, probably with some surface saturation constraints. Cheung et al.¹ used a droplet train flow reactor to show that the reactive uptake coefficient for NO_2 at number densities between 10^{13} and 10^{16} on pure water at 273 K is $< 5 \times 10^{-4}$, contradicting many of the earlier experiments. Cheung et al. also used a bubble train reactor to demonstrate that the reactive uptake of NO_2 is second order, so that experimental uptake coefficients will be dependent on gas phase NO_2 concentrations.

Colussi and co-workers^{2,4,10} measured the adsorption/reaction of gaseous NO_2 on ~ 293 K aqueous microstreams by measuring the nitrate ion content by electrospray mass spectrometry after the microstreams break up into small charged droplets. In Yabushita et al.¹⁰ the aqueous microstreams were doped with alkali salts (NaCl, NaBr and NaI), in Kinugawa et al.⁴ doping agents were cationic and anionic

surfactants (tetrabutylammonium bromide, tetra decyltrimethylammonium bromide and potassium perfluorooctanesulfonate) as well as NaBr, and in Colussi et al.² the additives were dicarboxylic acids representing components of secondary organic aerosol (SOA) including malonic, glutaric and glutamic acids with low enough pK1 values to dissociate to monoanions. The nitrate detected is assumed to be produced by the surface reaction: $2 \text{NO}_2 + \text{H}_2\text{O} \rightarrow \text{HONO} + \text{HNO}_3$. This experimental process is semi-quantitative, Colussi et al. estimate that the non-detectable nitrate levels in undoped water microstreams indicate a $\gamma_0 < 2 \times 10^{-7}$ for pure water. However, when the aqueous microstreams are doped with gas/liquid interface active anions or cations, the apparent NO_2 γ_0 values increase nonmonotonically with electrolyte concentrations peaking at $\gamma_0 \sim 10^{-4}$ for [NaX] concentrations of ~ 1 mM.¹⁰ Colussi et al.² also present theoretical models of NO_2 interactions with water clusters containing Cl^- in a aqueous interfacial environment that identify electrostatic interactions strong enough to potentially enhance the reactivity of adsorbed NO_2 .

Sosedova et al.⁸ measured the uptake of radioactive $^{13}\text{NO}_2$ (half life 10 min.), which can be detected at extremely low concentrations, by deliquesced sodium salts of hydroquinone (1,4-dihydroxybenzene) and gentisic acid (2,5-dihydroxybenzoic acid) in a flow tube reactor at 296 K and 40% RH. Reactant $^{13}\text{NO}_2$ and product HO^{13}NO are trapped on chemically selective denuder surfaces and quantified by counting ^{13}N decay gamma rays. Observed reactive uptake coefficients (γ_s) ranged from $\sim 5 \times 10^{-4}$ to $\sim 6 \times 10^{-3}$. The measured time dependence of NO_2 reactive uptake was fitted to a kinetic model of reactant consumption in the droplet phase using the NO_2 mass accommodation coefficient and the rate constants for dissolved NO_2 with the deprotonated phenolic compounds as variables, yielding an estimated room temperature bulk liquid mass accommodation coefficient: $\alpha = 0.024 (+0.018/-0.003)$. If accurate for pure water, it indicates that the lower reactive uptake coefficients measurements above are subject to some degree of surface saturation.

Data are consistent with a reactive uptake coefficients less than 1×10^{-2} for 270–295 K and a liquid-phase second-order hydrolysis of NO_2 to HONO and HNO_3 which depends on temperature and pH. However, the interplay between mass accommodation, possible surface reaction, and bulk reaction may be complex. [Back to Table](#)

- (1) Cheung, J. L.; Li, Y. Q.; Boniface, J.; Shi, Q.; Davidovits, P.; Worsnop, D.; Jayne, J. T.; Kolb, C. E. Heterogeneous interactions of NO_2 with aqueous surfaces. *J. Phys. Chem. A* **2000**, *104*, 2655-2662, doi:10.1021/jp992929f.
 - (2) Colussi, A. J.; Enami, S.; Yabushita, A.; Hoffmann, M. R.; Liu, W.-G.; Mishra, H.; Goddard, W. A., III Tropospheric aerosol as a reactive intermediate. *Faraday Discuss.* **2013**, *165*, 407-420, doi:10.1039/c3fd00040k.
 - (3) Harrison, R. M.; Collins, G. M. Measurements of reaction coefficients of NO_2 and HONO on aerosol particles. *J. Atmos. Chem.* **1998**, *30*, 397-406.
 - (4) Kinugawa, T.; Enami, S.; Yabushita, A.; Kawasaki, M.; Hoffmann, M. R.; Colussi, A. J. Conversion of gaseous nitrogen dioxide to nitrate and nitrite on aqueous surfactants. *Phys. Chem. Chem. Phys.* **2011**, *13*, 5144-5149, doi:10.1039/c0cp01497d.
 - (5) Mertes, S.; Wahner, A. Uptake of nitrogen dioxide and nitrous acid on aqueous surfaces. *J. Phys. Chem.* **1995**, *99*, 14000-14006, doi:10.1021/j100038a035.
 - (6) Msibi, I. M.; Shi, J. P.; Harrison, R. M. Accommodation coefficient for trace gas uptake using deposition profile measurement in an annular reactor. *J. Atmos. Chem.* **1993**, *17*, 339-351.
 - (7) Ponche, J. L.; George, C.; Mirabel, P. Mass transfer at the air/water interface: Mass accommodation coefficients of SO_2 , HNO_3 , NO_2 and NH_3 . *J. Atmos. Chem.* **1993**, *16*, 1-21.
 - (8) Sosedova, Y.; Rouvière, A.; Gäggeler, H. W.; Ammann, M. Uptake of NO_2 to deliquesced dihydroxybenzoate aerosol particles. *J. Phys. Chem. A* **2009**, *113*, 10979-10987, doi:10.1021/jp9050462.
 - (9) Tang, I. N.; Lee, J. H. In *The Chemistry of Acid Rain*; Gordon, G. E., Johnson, R. W., Eds.; Am. Chem. Soc. Symp. Series, 1987; pp 109-117.
 - (10) Yabushita, A.; Enami, S.; Sakamoto, Y.; Kawasaki, M.; Hoffmann, M. R.; Colussi, A. J. Anion-catalyzed dissolution of NO_2 on aqueous microdroplets. *J. Phys. Chem. A* **2009**, *113*, 4844-4848, doi:10.1021/jp900685f.
22. **$\text{NO}_2 + \text{H}_2\text{SO}_4 \cdot n\text{H}_2\text{O}$.** Kleffman et al.² performed bubble tube reactor uptake measurements for 0–98 wt% acid at 298 K and for 44.6 and 56.1 wt% from 250–325 K. At 298 K, measured uptake coefficients varied between 6 and 3×10^{-7} with a minimum near 70 wt%. Most measurements at 44.6 and 56.1 wt%

overlapped within their error limits and showed little temperature dependence although there is evidence that uptake increases at the lowest temperatures. The data can all be captured with a recommended value of 5×10^{-7} with an uncertainty factor of three.

This recommendation is consistent with earlier upper limits of 1×10^{-6} by Baldwin and Golden¹ for 96 wt% at 295 K and 5×10^{-6} for 70 wt% between 193 and 243 K by Saastad et al.³ Kleffman et al.² conclude that their uptake measurements are mass accommodation limited; however, it is not clear that their values are not influenced by bulk or surface reaction of two NO₂ with H₂O to form HONO and HNO₃ at lower acid wt% values and the formation of nitrosyl sulfuric acid at higher acid concentrations. Kleffman et al.² did perform separate static wetted wall reactor studies showing the formation of gas phase HONO at acid concentrations below 60 wt%. It is more likely that reactive uptake is a controlling factor and the measured uptakes are solubility and/or reaction rate limited. Thus, the mass accommodation coefficient may be much larger than the recommended uptake values.

[Back to Table](#)

- (1) Baldwin, A. C.; Golden, D. M. Heterogeneous atmospheric reactions: Sulfuric acid aerosols as tropospheric sinks. *Science* **1979**, *206*, 562-563.
- (2) Kleffman, J.; Becker, K. H.; Wiesen, P. Heterogeneous NO₂ conversion processes on acid surfaces: Possible atmospheric implications. *Atmos. Environ.* **1998**, *32*, 3129-3137.
- (3) Saastad, O. W.; Ellerman, T.; Nielson, C. J. On the adsorption of NO and NO₂ on cold H₂O/H₂SO₄ surfaces. *Geophys. Res. Lett.* **1993**, *20*, 1191-1193.

- 23. NO₂ + Al₂O₃.** Miller and Grassian⁵ observed NO₂ adsorbed reactively on γ -alumina using FTIR and UV spectroscopy to observe surface nitrite and nitrate. Szanyi et al.⁷ used FTIR and thermal programmed desorption/mass spectrometry to determine products formed on γ -alumina surfaces at 300 K, observing nitrites and nitrates (at higher NO₂ only nitrate). Exposure to water vapor converted most bridging nitrates to bidentate and monodentate nitrates. Baltrusaitis et al.¹ also used FTIR to observe monodentate, bidentate and bridging nitrates products on both α -alumina and γ -alumina particles at 296 K. They also observed that co-absorbed water solvates surface nitrates. Underwood et al.⁸⁻¹⁰ report Knudsen cell studies measuring γ_0 values on γ -alumina particles of 2×10^{-8} , 2.0×10^{-8} , and 2.2×10^{-8} at 298 K based on BET surface area corrections and either Keyser, Moore, Leu (KLM) formulation⁴ or linear mass dependent (LMD) corrections for porosity, with the KLM and LMD corrections leading to very similar values.⁸ They also report larger γ_0 values for α -alumina of 9.3×10^{-6} and 9.1×10^{-6} .^{8,10} Underwood et al.¹⁰ also suggest a final “multiple collision” that would raise the γ_0 values for γ -alumina by factor of 1.1 and α -alumina by 9.4. This proposed correction is not included in the recommended upper limits. Børensens et al.² report diffuse reflectance FTIR measurements of uptake on γ -alumina showing that the reaction order is 1.86 ± 0.1 in NO₂. They report BET corrected γ_0 values varying linearly from 7.3×10^{-10} to 1.3×10^{-8} as [NO₂] was increased from 2.5×10^{13} to 8.5×10^{14} . Rubasinghege and Grassian⁶ irradiated nitrate absorbed on γ -alumina particles with broad band light (>300 nm) as a function of RH (at ~1, 20, 45 and 80% and with and without gas phase O₂) observing photolytic production of gas phase NO (primary product), NO₂ and N₂O. Guan et al.³ report α -Al₂O₃ BET uptake coefficients at 298 K for both dark measurements ($9.9 \pm 4.8 \times 10^{-10}$) and simulated sunlight (350–700 nm) conditions ranging from 2.55 to 3.33×10^{-9} for light fluxes of 0.45–2.25 mW/cm². They also showed that NO₂ uptake was independent of its gas phase concentration between 2.7 and 53.8×10^{14} molecules/cm³, so surface saturation was probably not an issue.³ However, they assumed that all NO₂ uptake resulted in surface NO₃⁻ production and integrated the observed nitrate bands to estimate nitrate surface concentrations. For gaseous mixtures of NO₂ and O₂ they determined that the nitrate production rate reaction order was 0.960 ± 0.111 for NO₂ and 0.620 ± 0.083 for O₂.³ Note, that they cite Børensens et al. (2000), but do not discuss the fact that Zellner’s group measured a NO₂ uptake order on γ -alumina of 1.86 ± 0.1 . Wu et al.¹¹ report the effect of temperature (250–318 K) on “dry air” NO₂ uptake and nitrate production on γ -alumina surfaces using a DRIFTS set-up. They obtained geometrical γ_0 values increasing from $(7.42 \pm 0.77) \times 10^{-4}$ at 318 K to $(23.0 \pm 2.58) \times 10^{-4}$ at 250 K, corresponding to γ_0 (BET) values of $(2.58 \pm 0.27) \times 10^{-10}$ and $(8.17 \pm 0.92) \times 10^{-10}$. There is no discussion of the very large (>10⁶) differences between γ_0 (BET) and γ_0 (GEO).

Given the currently available data and the extremely low uptake coefficients reported for BET estimated surface areas, only upper limits for γ_0 ’s on α -alumina and γ -alumina are listed.

[Back to Table](#)

- (1) Baltrusaitis, J.; Schuttlefield, J.; Jensen, J. H.; Grassian, V. H. FTIR spectroscopy combined with quantum chemical calculations to investigate adsorbed nitrate on aluminium oxide surfaces in the presence and absence of co-adsorbed water. *Phys. Chem. Chem. Phys.* **2007**, *9*, 4970-4980, doi:10.1039/b705189a.
- (2) Borensen, C.; Kirchner, U.; Scheer, V.; Vogt, R.; Zellner, R. Mechanism and kinetics of the reactions of NO₂ or HNO₃ with alumina as a mineral dust model compound. *J. Phys. Chem. A* **2000**, *104*, 5036-5045, doi:10.1021/jp994170d.
- (3) Guan, C.; Li, X.; Luo, Y.; Huang, Z. Heterogeneous reaction of NO₂ on α -Al₂O₃ in the dark and simulated sunlight. *J. Phys. Chem. A* **2014**, *118*, 6999-7006, doi:10.1021/jp503017k.
- (4) Keyser, L. F.; Moore, S. B.; Leu, M. T. Surface reaction and pore diffusion in flow tube reactors. *J. Phys. Chem.* **1991**, *95*, 5496-5502.
- (5) Miller, T. M.; Grassian, V. H. Heterogeneous chemistry of NO₂ on mineral oxide particles: Spectroscopic evidence for oxide-coordinated and water-solvated surface nitrate. *Geophys. Res. Lett.* **1998**, *25*, 3835-3838.
- (6) Rubasinghege, G.; Grassian, V. H. Photochemistry of adsorbed nitrate on aluminum oxide particle surfaces. *J. Phys. Chem. A* **2009**, *113*, 7818-7825, doi:10.1021/jp902252s.
- (7) Szanyi, J.; Kwak, J. H.; Chimentao, R. J.; Peden, C. H. F. Effect of H₂O on the adsorption of NO₂ on γ -Al₂O₃: an in situ FTIR/MS study. *J. Phys. Chem. C* **2007**, *111*, 2661-2669, doi:10.1021/jp066326x.
- (8) Underwood, G. M.; Li, P.; Usher, C. R.; Grassian, V. H. Determining accurate kinetic parameters of potentially important heterogeneous atmospheric reactions on solid particle surfaces with a Knudsen cell reactor. *J. Phys. Chem. A* **2000**, *104*, 819-829, doi:10.1021/jp9930292.
- (9) Underwood, G. M.; Miller, T. M.; Grassian, V. H. Transmission FT-IR and Knudsen cell study of the heterogeneous reactivity of gaseous nitrogen dioxide on mineral oxide particles. *J. Phys. Chem. A* **1999**, *103*, 6184-6190.
- (10) Underwood, G. M.; Song, C. H.; Phadnis, M.; Carmichael, G. R.; Grassian, V. H. Heterogeneous reactions of NO₂ and HNO₃ on oxides and mineral dust: A combined laboratory and modeling study. *J. Geophys. Res.* **2001**, *106*, 18055-18066.
- (11) Wu, L.; Tong, S.; Ge, M. Heterogeneous reaction of NO₂ on Al₂O₃: The effect of temperature on the nitrite and nitrate formation. *J. Phys. Chem. A* **2013**, *117*, 4937-4944, doi:10.1021/jp402773c.

24. NO₂/N₂O₄ + NaCl. Schroeder and Urone reported that NO₂ at Torr concentrations reacted with NaCl to form ClNO.⁷ Subsequently, Finlayson-Pitts⁴ showed that the reaction continued at ppm concentrations of NO₂ and estimated a lower limit to the uptake coefficient for NO₂ of 5×10^{-8} , assuming the reaction was first order in NO₂. Winkler et al.¹¹ used XPS to follow the increase in nitrate during the reaction of NO₂ with NaCl and reported that the rate was proportional to the square of the NaCl surface sites and the square root of NO₂. Vogt and Finlayson-Pitts⁸⁻¹⁰ used diffuse reflectance Fourier transform infrared spectrometry (DRIFTS) to follow the formation of nitrate and showed that the reaction was second order in NO₂; assuming that N₂O₄ was the reactant, the uptake coefficient was measured to be $(1.3 \pm 0.6) \times 10^{-4}$ (1σ). Peters and Ewing⁶ followed the formation of nitrate on single crystal NaCl(100) and also found the reaction was second order in NO₂. Assuming that N₂O₄ is the reactant, the uptake coefficient was $(1.3 \pm 0.3) \times 10^{-6}$, two orders of magnitude less than reported by Vogt and Finlayson-Pitts. However, in the presence of 9.5 mbar water vapor, the uptake coefficient increased by a factor of about 100. It is likely that the difference is that their single crystals did not hold significant amounts of surface adsorbed water, whereas the powders used by Vogt and Finlayson-Pitts are known to hold significant amounts of SAW² which enhances the reactivity through mobilization of the nitrate ions and exposure of fresh NaCl during the reaction. Caloz et al.³ measured using a Knudsen cell an upper limit of $<10^{-7}$ for uptake of NO₂ on NaCl and $<2 \times 10^{-7}$ for uptake on KBr, with the reaction being first order in NO₂. Yoshitake¹³ also used DRIFTS to study this reaction and reported that for "dry" NaCl, the reaction was second order in NO₂ with an uptake coefficient assuming the reactant is N₂O₄ of $(4 \pm 2) \times 10^{-5}$. However, if the NaCl had been pretreated with water vapor, the uptake was first order in NO₂ with $\gamma = (1.5 \pm 0.2) \times 10^{-8}$. Karlsson and Ljungstrom⁵ generated NaCl particles and measured the loss of chloride and formation of nitrate using ion chromatography on particles collected on filters; they obtained a lower limit for the reaction probability of 3×10^{-4} . Surprisingly, the conversion of NO₂ to nitrate decreased as the relative humidity increased from 9 to 79%. These reactions are sufficiently slow that they are unlikely to be important in the atmosphere. Abbatt and Waschewsky¹ measured the loss of NO₂ in a flow tube containing deliquesced 1–5 μ m NaCl particles (75% RH); no significant loss was observed on unbuffered particles or particles buffered at pH of 7.2 or having pH of 0.3 using HCl. An upper limit of $\gamma_0 < 1 \times 10^{-4}$ for the uptake of NO₂ was derived from

these measurements. Yabushita et al.¹² have recently shown using ESI-MS that uptake of NO₂ to aqueous droplets, yielding the nitrate anion, is facilitated by the presence of halide anions, perhaps through the formation of a complex with NO₂ on the surface.

[Back to Table](#)

- (1) Abbatt, J. P. D.; Waschewsky, G. C. G. Heterogeneous interactions of HOBr, HNO₃, O₃, and NO₂ with deliquescent NaCl aerosols at room temperature. *J. Phys. Chem. A* **1998**, *102*, 3719-3725.
- (2) Beichert, P.; Finlayson-Pitts, B. J. Knudson cell studies of the uptake of gaseous HNO₃ and other oxides of nitrogen on solid NaCl. The role of surface absorbed water. *J. Phys. Chem.* **1996**, *100*, 15218-15228.
- (3) Caloz, F.; Fenter, F. F.; Tabor, K. D.; Rossi, M. J. Paper I: Design and construction of a Knudsen-cell reactor for the study of heterogeneous reactions over the temperature range 130-750 K: Performances and limitations. *Rev. Sci. Instrum.* **1997**, *68*, 3172-3179, doi:10.1063/1.1148263.
- (4) Finlayson-Pitts, B. J. Reaction of NO₂ with NaCl and atmospheric implications of NOCl formation. *Nature* **1983**, *306*, 676-677.
- (5) Karlsson, R.; Ljungstrom, E. Nitrogen dioxide and sea salt particles - A laboratory study. *J. Aerosol Sci.* **1995**, *26*, 39-50.
- (6) Peters, S. J.; Ewing, G. E. Reaction of NO₂(g) with NaCl(100). *J. Phys. Chem.* **1996**, *100*, 14093-14102, doi:10.1021/jp9603694.
- (7) Schroeder, W. H.; Urone, P. Formation of nitrosyl chloride from salt particles in air. *Environ. Sci. Technol.* **1974**, *8*, 756-758.
- (8) Vogt, R.; Finlayson-Pitts, B. A diffuse reflectance infrared Fourier transform spectroscopic (DRIFTS) study of the surface reaction of NaCl with gaseous NO₂ and HNO₃. *J. Phys. Chem.* **1994**, *98*, 3747-3755, doi:10.1021/j100065a033.
- (9) Vogt, R.; Finlayson-Pitts, B. F. Tropospheric HONO and reactions of oxides of nitrogen with NaCl. *Geophys. Res. Lett.* **1994**, *21*, 2291-2294.
- (10) Vogt, R.; Finlayson-Pitts, B. J. Errata. *J. Phys. Chem.* **1995**, *99*, 13052, doi:10.1021/j100034a057.
- (11) Winkler, T.; Goschnick, J.; Ache, H. J. Reactions of nitrogen oxides with NaCl as a model of sea salt aerosol. *J. Aerosol Sci.* **1991**, *22*, S605-S608.
- (12) Yabushita, A.; Enami, S.; Sakamoto, Y.; Kawasaki, M.; Hoffmann, M. R.; Colussi, A. J. Anion-catalyzed dissolution of NO₂ on aqueous microdroplets. *J. Phys. Chem. A* **2009**, *113*, 4844-4848, doi:10.1021/jp900685f.
- (13) Yoshitake, H. Effects of surface water on NO₂-NaCl reaction studied by diffuse reflectance infrared spectroscopy (DRIRS). *Atmos. Environ.* **2000**, *34*, 2571-2580.

25. NO₂ + NaBr(s). Vogt et al.¹ used diffuse reflectance infrared spectroscopy to study NO₂ + NaBr(s) at 298 K. The reaction was determined to be approximately second order in NO₂. Assuming that adsorbed N₂O₄ is the reactant leads to $\gamma = 2 (+4, -1.3) \times 10^{-4}$.

[Back to Table](#)

- (1) Vogt, R.; Elliott, C.; Allen, H. C.; Laux, J. M.; Hemminger, J. C.; Finlayson-Pitts, B. J. Some new laboratory approaches to studying tropospheric heterogeneous reactions. *Atmos. Environ.* **1996**, *30*, 1729-1737.

26. NO₂/N₂O₄ + sea salt. Sverdrup and Kuhlman² measured the uptake of NO₂ on artificial sea salt using the NO₂ loss measured in a flow tube lined with the salt. The uptake coefficient was reported to increase from 10⁻⁷ to 10⁻⁶ as the relative humidity increased from 44% to 88%. Langer et al.¹ used diffuse reflectance Fourier transform infrared spectrometry to follow nitrate formation on synthetic sea salt and found the reaction was approximately second order (1.8 ± 0.2) in NO₂ in He carrier gas but approximately first order (1.2 ± 0.2) in NO₂ in air. Assuming that N₂O₄ was the reactant in He, $\gamma_{ss} = 1 \times 10^{-4}$, and assuming NO₂ is the reactant in air, $\gamma_{ss} = 1 \times 10^{-8}$. These reactions are sufficiently slow that they are unlikely to be important in the atmosphere.

[Back to Table](#)

- (1) Langer, S.; Pemberton, R. S.; Finlayson-Pitts, B. J. Diffuse reflectance infrared studies of the reaction of synthetic sea salt mixtures with NO₂: A key role for hydrates in the kinetics and mechanism. *J. Phys. Chem. A* **1997**, *101*, 1277-1286.

- (2) Sverdrup, G. M.; Kuhlman, M. R. "Heterogeneous Nitrogen Oxide-Particle Reactions"; 14th International Colloquium on Atmospheric Pollution, 1980, Paris.
27. **NO₃ + H₂O(s).** Fenter and Rossi¹ measured an upper limit for γ of 10^{-3} over the range from 170 to 200 K.
[Back to Table](#)
- (1) Fenter, F. F.; Rossi, M. J. Heterogeneous reaction of NO₃ with ice and sulfuric acid solutions: Upper limits for the uptake coefficients. *J. Phys. Chem. A* **1997**, *101*, 4110-4113.
28. **NO₃ + H₂O(l).** Rudich et al.^{3,4} used wetted-wall flow tube techniques to measure uptake coefficients for NO₃ on pure water and aqueous NaCl, NaBr, NaI, and NaNO₂ solutions. These studies were extended to other aqueous solutions by Imamura et al.¹ Uptake on pure water was consistent with reaction of NO₃ to produce HNO₃ and OH. Uptake coefficients with solutions containing I⁻, Cl⁻, Br⁻, NO₂⁻, and other anions were larger and scaled with anion concentration, indicating electron transfer reactions to produce NO₃⁻. Reactions with these anions and/or adsorbed organic contaminants may well dominate the reactive uptake of NO₃ by real atmospheric aqueous surfaces. The γ of $(2.0 \pm 1.0 \times 10^{-4})$ at 273 K determined for pure water by Rudich et al. is significantly lower than the lower limit of 2.5×10^{-3} from Thomas and co-workers as quoted by Mihelcic et al.² and further discussed in Thomas et al.,⁶ who also dispute that reactive uptake coefficient on pure water reported by Rudich et al. is due to nitric acid production. A detailed analysis of uptake coefficients for KI aqueous solutions by Rudich et al.³ indicated that the NO₃ mass accommodation coefficient is >0.04 ,³ but this result may be biased due to reactive uptake by interfacial I⁻. Single droplet uptake results on Alizarin Red S dye and NaCl solutions at 293 K by Schütze and Herrman⁵ suggest a value an order of magnitude smaller (see Table 5.1).
[Back to Table](#)
- (1) Imamura, T.; Rudich, Y.; Talukdar, R. K.; Fox, R. W.; Ravishankara, A. R. Uptake of NO₃ onto water-solutions: Rate coefficient for reaction of NO₃ with cloud water constituents. *J. Phys. Chem.* **1997**, *101*, 2316-2322.
- (2) Mihelcic, D.; Klemp, D.; Müsgen, P.; Pätz, H. W.; Volz-Thomas, A. Simultaneous measurements of peroxy and nitrate radicals at Schauinsland. *J. Atmos. Chem.* **1993**, *16*, 313-335.
- (3) Rudich, Y.; Talukdar, R. K.; Imamura, T.; Fox, R. W.; Ravishankara, A. R. Uptake of NO₃ on KI solutions: Rate coefficient for the NO₃ + I⁻ reaction and gas-phase diffusion coefficient for NO₃. *Chem. Phys. Lett.* **1996**, *261*, 467-473.
- (4) Rudich, Y.; Talukdar, R. K.; Ravishankara, A. R.; Fox, R. W. Reactive uptake of NO₃ on pure water and ionic solutions. *J. Geophys. Res.* **1996**, *101*, 21023-21031.
- (5) Schütze, M.; Herrmann, H. Uptake of the NO₃ radical on aqueous surfaces. *J. Atmos. Chem.* **2005**, *52*, 1-18, doi:10.1007/s10874-005-6153-8.
- (6) Thomas, K.; Volz-Thomas, A.; Mihelcic, D.; Smit, H. G. J.; Kley, D. On the exchange of NO₃ radicals with aqueous solutions: Solubility and sticking coefficient. *J. Atmos. Chem.* **1998**, *29*, 17-43.
29. **NO₃ + NaCl.** Also see note for NO₃ + H₂O(l). Recommended value for the initial uptake coefficient on solid NaCl is based on work of Seisel et al.,^{4,5} Gershenson and coworkers,¹ and Gratpanche and Sawerysyn². Seisel et al.^{4,5} used a Knudsen cell with mass spectrometric and laser-induced fluorescence detection of the NO₃. Salt powders from 60–630 μm in size were used, as well as spray-deposited samples; no dependence on the sample mass for powders or between powders and the spray-deposited samples was observed so no corrections for diffusion into underlying layers were applied. They obtained values for γ_0 of $(4.9 \pm 3) \times 10^{-2}$ and $(4.6 \pm 4) \times 10^{-2}$ (1σ), respectively. Gershenson and coworkers used flow reactors with ESR and MS detection and measured the loss of NO₃ on an axially located rod coated with salt; they interpret their results, and the associated value of γ_0 derived from their data based on a multi-step mechanism involving adsorption and then reaction of NO₃ on the salt. The value for γ_0 is sensitive to several unknown parameters in the model, and they give a range from $(0.2\text{--}3.9) \times 10^{-2}$. Gratpanche and Sawerysyn² used a flow tube coated with NaCl and ESR detection of NO₃, and reported a value of $(1.7 \pm 1.2) \times 10^{-2}$ (1σ); on very dry NaCl, no uptake was observed, again indicating the importance of small amounts of water for the reaction. Gershenson et al.¹ reported that the uptake coefficient decreased by about a factor of 20 over about half an hour, suggesting that the steady state value of γ_{ss} is approximately 1.5×10^{-3} . Zelenov et al. reported that the uptake coefficient for NO₃ on NaCl (and NaBr; see next note)^{7,8} could be fit by a time-dependent term and a time-independent term: $\gamma(t) = \gamma_0 \exp(-t/\tau) + \gamma_{ss}$. They observed

that γ_{ss} depends on the type of salt, as well as the NO_3 and water concentrations, while γ_0 depended only on the type of salt and NO_3 concentration. They concluded that the products are chemisorbed Cl atoms. No temperature dependence has been observed over the temperature range 258–301 K by Gratpanche and Sawerysyn,² consistent with only an ~10% change in the uptake coefficient from 293 to 373 K observed by Gershenzon et al.¹

The uptake of NO_3 on aqueous solutions of NaCl has been measured at 273 K by Rudich et al.³ and at 293 K by Thomas et al.⁶ NO_3 reacts in solutions with the halide ions. The measured uptake coefficients varied from $(0.8\text{--}6) \times 10^{-3}$ for solutions of activity ranging from 0.008 to 0.45 at 273 K³ and was reported to be $>2 \times 10^{-3}$ on 0.1 M NaCl at 293 K.⁶

[Back to Table](#)

- (1) Gershenzon, M. Y.; Il'in, S.; Fedotov, N. G.; Gershenzon, Y. M.; Aparina, E. V.; Zelenov, V. V. The mechanism of reactive NO_3 uptake on dry NaX (X = Cl, Br). *J. Atmos. Chem.* **1999**, *34*, 119-135.
- (2) Gratpanche, F.; Sawerysyn, J.-P. Uptake coefficients of NO_3 radicals on solid surfaces of sea-salts. *J. Chim. Phys.* **1999**, *96*, 213-231.
- (3) Rudich, Y.; Talukdar, R. K.; Ravishankara, A. R.; Fox, R. W. Reactive uptake of NO_3 on pure water and ionic solutions. *J. Geophys. Res.* **1996**, *101*, 21023-21031.
- (4) Seisel, S.; Caloz, F.; Fenter, F. F.; vandenBergh, H.; Rossi, M. J. The heterogeneous reaction of NO_3 with NaCl and KBr: A nonphotolytic source of halogen atoms. *Geophys. Res. Lett.* **1997**, *24*, 2757-2760.
- (5) Seisel, S.; Fluckiger, B.; Caloz, F.; Rossi, M. J. Heterogeneous reactivity of the nitrate radical: Reactions on halogen salt at ambient temperature and on ice in the presence of HX (X = Cl, Br, I) at 190 K. *Phys. Chem. Chem. Phys.* **1999**, *1*, 2257-2266.
- (6) Thomas, K.; Volz-Thomas, A.; Mihelcic, D.; Smit, H. G. J.; Kley, D. On the exchange of NO_3 radicals with aqueous solutions: Solubility and sticking coefficient. *J. Atmos. Chem.* **1998**, *29*, 17-43.
- (7) Zelenov, V. V.; Aparina, E. V.; Gershenzon, M. Y.; Il'in, S. D.; Gershenzon, Y. M. Kinetic mechanisms of atmospheric gases uptake on sea salt surfaces. 3. Reactive NO_3 uptake on humidified sea salts NaX (X=Cl, Br) under steady state conditions. *Khim. Fiz.* **2003**, *22*, 58-70.
- (8) Zelenov, V. V.; Aparina, E. V.; Gershenzon, M. Y.; Il'in, S. D.; Gershenzon, Y. M. Kinetic mechanisms of atmospheric gases uptake on sea salt surfaces. 4. Initial step of NO_3 uptake on salts NaCl and NaBr. *Khim. Fiz.* **2003**, *22*, 37-48.

- 30. NO_3 + NaBr and NaI.** Also see notes for NO_3 + NaCl and NO_3 + $\text{H}_2\text{O}(\text{l})$. Recommended value of γ_0 for the reaction with solid NaBr is based on reported values of 0.16 ± 0.08 ,⁴ 0.20 ± 0.10 ,⁵ a range of 0.1 to 0.3¹ and 0.11 ± 0.06 ² (all errors cited are 1σ). Gershenzon et al.¹ observed a decrease of about a factor of two with time, suggesting that $\gamma_{ss} \sim 0.05$. Gratpanche and Sawerysyn² found a slight negative temperature dependence, $\gamma_0 = (1.6^{+1.8}_{-0.9} \times 10^{-3}) \exp[(1210 \pm 200)/T]$ over the range from 243–293 K. Gershenzon et al.¹ also reported a small (30%) decrease in γ_0 from 293 to 373 K. Zelenov et al.^{6,7} reported that the uptake coefficient for NO_3 on NaBr (and NaCl; see preceding note) could be fit by a time-dependent term and a time-independent term: $\gamma(t) = \gamma_0 \exp(-t/\tau) + \gamma_{ss}$. They observed that γ_{ss} depends on the type of salt, as well as the NO_3 and water concentrations, while γ_0 depended only on the type of salt and NO_3 concentration. They concluded that the products are bromine atoms in agreement with the observations of the branching ratio as well as the mass balance by Seisel et al.^{4,5}

Rudich et al.³ measured the uptake of NO_3 on aqueous KI solutions; NO_3 is taken up and reacts with I^- in solution. Uptake coefficients increased with the concentration of I^- , ranging from $\gamma = 0.9 \times 10^{-3}$ at 5×10^{-6} M KI to 3.2×10^{-3} at a concentration of 8×10^{-5} M.

[Back to Table](#)

- (1) Gershenzon, M. Y.; Il'in, S.; Fedotov, N. G.; Gershenzon, Y. M.; Aparina, E. V.; Zelenov, V. V. The mechanism of reactive NO_3 uptake on dry NaX (X = Cl, Br). *J. Atmos. Chem.* **1999**, *34*, 119-135.
- (2) Gratpanche, F.; Sawerysyn, J.-P. Uptake coefficients of NO_3 radicals on solid surfaces of sea-salts. *J. Chim. Phys.* **1999**, *96*, 213-231.
- (3) Rudich, Y.; Talukdar, R. K.; Imamura, T.; Fox, R. W.; Ravishankara, A. R. Uptake of NO_3 on KI solutions: Rate coefficient for the NO_3 + I⁻ reaction and gas-phase diffusion coefficient for NO_3 . *Chem. Phys. Lett.* **1996**, *261*, 467-473.

- (4) Seisel, S.; Caloz, F.; Fenter, F. F.; vandenBergh, H.; Rossi, M. J. The heterogeneous reaction of NO₃ with NaCl and KBr: A nonphotolytic source of halogen atoms. *Geophys. Res. Lett.* **1997**, *24*, 2757-2760.
- (5) Seisel, S.; Fluckiger, B.; Caloz, F.; Rossi, M. J. Heterogeneous reactivity of the nitrate radical: Reactions on halogen salt at ambient temperature and on ice in the presence of HX (X = Cl, Br, I) at 190 K. *Phys. Chem. Chem. Phys.* **1999**, *1*, 2257-2266.
- (6) Zelenov, V. V.; Aparina, E. V.; Gershenson, M. Y.; Il'in, S. D.; Gershenson, Y. M. Kinetic mechanisms of atmospheric gases uptake on sea salt surfaces. 3. Reactive NO₃ uptake on humidified sea salts NaX (X=Cl, Br) under steady state conditions. *Khim. Fiz.* **2003**, *22*, 58-70.
- (7) Zelenov, V. V.; Aparina, E. V.; Gershenson, M. Y.; Il'in, S. D.; Gershenson, Y. M. Kinetic mechanisms of atmospheric gases uptake on sea salt surfaces. 4. Initial step of NO₃ uptake on salts NaCl and NaBr. *Khim. Fiz.* **2003**, *22*, 37-48.

31. NO₃ + organic surfaces. Initial uptake of the nitrate radical occurs on organic surfaces that contain both unsaturated carbon-carbon bonds and saturated carbon-carbon bonds. The former reactions occur with large initial uptake coefficients (as large as 0.1) whereas smaller uptake coefficients describe uptake to saturated organic surfaces. The product distributions are highly complex. A more detailed discussion of this complex chemistry is given in two review articles: Kolb et al.² and Abbatt et al.¹

[Back to Table](#)

- (1) Abbatt, J. P. D.; Lee, A. K. Y.; Thornton, J. A. Quantifying trace gas uptake to tropospheric aerosol: recent advances and remaining challenges. *Chem. Soc. Rev.* **2012**, *41*, 6555-6581, doi:10.1039/C2CS35052A.
- (2) Kolb, C. E.; Cox, R. A.; Abbatt, J. P. D.; Ammann, M.; Davis, E. J.; Donaldson, D. J.; Garrett, B. C.; George, C.; Griffiths, P. T.; Hanson, D. R.; Kulmala, M.; McFiggans, G.; Pöschl, U.; Riipinen, I.; Rossi, M. J.; Rudich, Y.; Wagner, P. E.; Winkler, P. M.; Worsnop, D. R.; O' Dowd, C. D. An overview of current issues in the uptake of atmospheric trace gases by aerosols and clouds. *Atmos. Chem. Phys.* **2010**, *10*, 10561-10605, doi:10.5194/acp-10-10561-2010.

32. N₂O₅ + H₂O(s). Leu⁴ and Hanson and Ravishankara¹ measured nearly identical values of 0.028 (±0.011) and 0.024 (±30%) in the 195–202 K range on relatively thick ice films in coated wall flow tubes. Quinlan et al.⁵ measured a maximum value for γ on ice surfaces at 188 K of 0.03 in a Knudsen cell reactor. The average of these three studies is 0.027 with a standard deviation of 0.003. Hanson and Ravishankara^{2,3} presented new and re-analyzed data as a function of ice thickness, with a value of ~0.008 for the thinnest ice sample, rising to 0.024 for the thickest. From these data there would appear to be no strong dependence on temperature, at least over the 188–195 K range. It is unclear whether the measured dependence on ice film thickness is due to added porosity surface area in the thicker films or decreased ice film integrity in thinner films. The error estimate in the table is driven by the possible systematic error due to unresolved film thickness effects rather than the small statistical error among the “thick film” values from the three groups.

Zondlo et al.⁶ report the formation of a supercooled H₂O/HNO₃ liquid layer at 185 K as a reaction product, forming NAT or NAD only after decreasing the relative humidity below the ice frost point. This effect is similar to that resulting from the interaction of gaseous HNO₃ or ClONO₂ with the ice surface. These authors measured $\gamma = (7 \pm 3) \times 10^{-4}$ at 185 K for the reaction of N₂O₅ with this supercooled liquid layer.

[Back to Table](#)

- (1) Hanson, D. R.; Ravishankara, A. R. The reaction probabilities of ClONO₂ and N₂O₅ on 40 to 75% sulfuric acid solutions. *J. Geophys. Res.* **1991**, *96*, 17307-17314.
- (2) Hanson, D. R.; Ravishankara, A. R. Investigation of the reactive and nonreactive processes involving ClONO₂ and HCl on water and nitric acid doped ice. *J. Phys. Chem.* **1992**, *96*, 2682-2691.
- (3) Hanson, D. R.; Ravishankara, A. R. Response to "Comment on porosities of ice films used to simulate stratospheric cloud surfaces". *J. Phys. Chem.* **1993**, *97*, 2802-2803.
- (4) Leu, M.-T. Laboratory studies of sticking coefficients and heterogeneous reactions important in the Antarctic stratosphere. *Geophys. Res. Lett.* **1988**, *15*, 17-20.
- (5) Quinlan, M. A.; Reihls, C. M.; Golden, D. M.; Tolbert, M. A. Heterogeneous reactions on model polar stratospheric cloud surfaces: Reaction of N₂O₅ on ice and nitric acid trihydrate. *J. Phys. Chem.* **1990**, *94*, 3255-3260.

- (6) Zondlo, M. A.; Barone, S. B.; Tolbert, M. A. Condensed-phase products in heterogeneous reactions: N_2O_5 , ClONO_2 and HNO_3 reacting on ice films at 185 K. *J. Phys. Chem. A* **1998**, *102*, 5735-5748.

33. $\text{N}_2\text{O}_5 + \text{H}_2\text{O(l)}$. This reaction has now been studied widely on both pure water and on aqueous surfaces. The kinetics of the reaction are dependent on a number of conditions, as described below. On pure water, Van Doren et al.²¹ measured γ s of 0.057 ± 0.003 at 271 K and 0.036 ± 0.004 at 282 K using a droplet train uptake technique, indicating that the reaction has a negative temperature dependence. George et al.⁶ also used a droplet train technique to measure γ s of $(3.0 \pm 0.2) \times 10^{-2}$ (262 K), $(2.9 \pm 1.2) \times 10^{-2}$ (267 K), $(2.0 \pm 0.2) \times 10^{-2}$ (273 K), $(1.6 \pm 0.8) \times 10^{-2}$ (276 K), and $(1.3 \pm 0.8) \times 10^{-2}$ (277 K) on pure water, while Schweitzer et al.¹⁸ used the same approach for pure water and salt solutions between 262 and 278 K, obtaining similar results. Msibi et al.¹⁴ measured a smaller γ of 2.5×10^{-3} for water adsorbed on a denuder flow tube well under 66–96% relative humidity conditions at room temperature, making the nature of the surface unclear. After correction for gas-phase diffusion effects, Schütze and Herrmann¹⁷ measured a γ of 1.1×10^{-2} at 293 K using a single suspended droplet flow reactor method that was probably constrained by nitrate build-up in the droplet's surface layer.

A number of other groups have measured the uptake coefficients of N_2O_5 on aqueous solutions, where the reactivity of the N_2O_5 is with the water solvent molecules. These studies include: Mozurkewich and Calvert¹³ on $\text{NH}_3/\text{H}_2\text{SO}_4/\text{H}_2\text{O}$ aerosols in an aerosol flow tube, Hu and Abbatt¹⁰ on $(\text{NH}_4)_2\text{SO}_4$ aerosols at 297 K in an aerosol flow tube, Mentel and co-workers^{12,22} on sodium sulfate and sodium nitrate particles in a large aerosol chamber, Thornton et al.²⁰ measured uptake on malonic acid aerosols in an aerosol flow tube, Hallquist et al.⁹ studied ammonium sulfate and sodium nitrate particles, and Griffiths et al.⁷ measured uptake on a variety of soluble organic acids with and without ammonium sulfate present. Note that the studies conducted with sodium chloride or sea salt as the solute are listed in the $\text{N}_2\text{O}_5 + \text{NaCl}$ note below.

Overall, the γ values measured at high relative humidity by Van Doren et al., Mozurkewich and Calvert, Hu and Abbatt, Thornton et al., Hallquist et al., and Griffiths et al., and those from experiments with NaCl at high relative humidity (Benke et al.² and Thornton and Abbatt¹⁹) are quite consistent when temperature and RH effects are factored in, yielding uptake coefficients in the 0.02 to 0.04 range at room temperature. The lower values from the Louis Pasteur (George et al. and Schweitzer et al.) and Birmingham (Msibi et al.) groups appear to have much less pronounced temperature dependence and are inconsistent with the other measurements. The same function used to fit the N_2O_5 uptake on sulfuric acid as a function of temperature and concentration, discussed below, has been extended to the Van Doren et al. and Hu and Abbatt data for pure water and very high RH aerosols. See note on $\text{N}_2\text{O}_5 + \text{H}_2\text{SO}_4 \cdot n\text{H}_2\text{O(l)}$ for the functional fit and its error discussion.

However, other factors that affect the uptake coefficient include: 1. At low relative humidities, the γ values are reduced from the values close to water saturation, with the uptake coefficient scaling linearly with the water content of the aerosol below a specific relative humidity (roughly 50% RH). This is indicative of a competition for water of a reactive intermediate formed via N_2O_5 initial uptake (see in particular Thornton et al.,²⁰ Thornton and Abbatt,¹⁹ Hallquist et al.,⁹ and Griffiths et al.⁷). 2. At high aerosol nitrate concentrations the kinetics are slower, falling below 0.001 in some cases, indicative that a reactive intermediate along the reaction pathway is less stable under such conditions (see Mentel and co-workers^{12,22} and Hallquist et al.⁹). Note that high nitrate levels may develop in laboratory experiments where high N_2O_5 concentrations are used, potentially biasing the uptake coefficients to lower values than are atmospherically significant. This may be manifest as an uptake coefficient that is dependent on the concentration of N_2O_5 used.²⁰ 3. By varying particle diameters, the reacto-diffusive length has been measured to be 48 nm at 50% RH on malonic acid aqueous particles, indicating that this process is not fully occurring at the surface of the particle and that there might be a particle-size dependence to the uptake coefficient.²⁰ 4. The uptake coefficients can be substantially suppressed when large organic molecules, such as those formed by the reaction of ozone with alpha-pinene or those present in humic-like materials are present in/on aqueous inorganic aerosol.^{1,5} The uptake coefficients in these systems can be substantially below 0.01, with only a few weight percent of organic present. Also, monolayers of surfactant organics on aqueous particles can have the same effect (Thornton and Abbatt¹⁹ and McNeill et al.¹¹). 5. Finally, as observed with pure water by Van Doren et al.²¹, there is a negative temperature dependence to the uptake coefficient over the small temperature range that has been studied.^{7,9} For example, the most recent measurements by Griffiths et al.⁸ show the uptake coefficient changing from 0.035 to 0.005 from 263 to 303 K at 50% RH. A new parameterization of laboratory kinetics that takes

into account the water, nitrate, dissolved organic, and chloride concentrations has been published by Bertram and Thornton.³

Beyond the laboratory, the uptake coefficient of N₂O₅ has been measured from decays on ambient (outdoor air) particles in an aerosol flow tube. It has been observed that the uptake coefficients are smallest (<0.005) when the organic content of the particles is high. Uptake coefficients of 0.03 were measured, but only on some occasions and when the sulphate/organic content of the particles was highest.⁴ Additional studies with ambient particles have confirmed the wide range of uptake coefficients under ambient conditions, observing a substantial amount of day-to-day variability that may be due to variable particle phase and/or organic composition.^{15,16}

[Back to Table](#)

- (1) Badger, C. L.; Griffiths, P. T.; George, I.; Abbatt, J. P. D.; Cox, R. A. Reactive uptake of N₂O₅ by aerosol particles containing mixtures of humic acid and ammonium sulfate. *J. Phys. Chem. A* **2006**, *110*, 6986-6994, doi:10.1021/jp0562678.
- (2) Behnke, W.; George, C.; Scheer, V.; Zetsch, C. Production and decay of ClNO₂ from the reaction of gaseous N₂O₅ with NaCl solution: Bulk and aerosol experiments. *J. Geophys. Res.* **1997**, *102*, 3795-3804.
- (3) Bertram, T. H.; Thornton, J. A. Toward a general parameterization of N₂O₅ reactivity on aqueous particles: the competing effects of particle liquid water, nitrate and chloride. *Atmos. Chem. Phys.* **2009**, *9*, 8351-8363.
- (4) Bertram, T. H.; Thornton, J. A.; Riedel, T. P.; Middlebrook, A. M.; Bahreini, R.; Bates, T. S.; Quinn, P. K.; Coffman, D. J. Direct observations of N₂O₅ reactivity on ambient aerosol particles. *Geophys. Res. Lett.* **2009**, *36*, L19803, doi:10.1029/2009gl040248.
- (5) Folkers, M.; Mentel, T. F.; Wahner, A. Influence of an organic coating on the reactivity of aqueous aerosols probed by the heterogeneous hydrolysis of N₂O₅. *Geophys. Res. Lett.* **2003**, *30*, 1644, doi:10.1029/2003GL017168.
- (6) George, C.; Ponche, J. L.; Mirabel, P.; Behnke, W.; Sheer, V.; Zetsch, C. Study of the uptake of N₂O₅ by water and NaCl solutions. *J. Phys. Chem.* **1994**, *98*, 8780-8784.
- (7) Griffiths, P. T.; Badger, C. L.; Cox, R. A.; Folkers, M.; Henk, H. H.; Mentel, T. F. Reactive uptake of N₂O₅ by aerosols containing dicarboxylic acids. effect of particle phase, composition, and nitrate content. *J. Phys. Chem. A* **2009**, *113*, 5082-5090, doi:10.1021/jp8096814.
- (8) Griffiths, P. T.; Cox, R. A. Temperature dependence of heterogeneous uptake of N₂O₅ by ammonium sulfate aerosol. *Atmos. Sci. Lett.* **2009**, *10*, 159-163.
- (9) Hallquist, M.; Stewart, D. J.; Stephenson, S. K.; Cox, R. A. Hydrolysis of N₂O₅ on sub-micron sulfate aerosols. *Phys. Chem. Chem. Phys.* **2003**, *5*, 3453-3463, doi:10.1039/b301827j.
- (10) Hu, J. H.; Abbatt, J. P. D. Reaction probabilities for N₂O₅ hydrolysis on sulfuric acid and ammonium sulfate aerosols at room temperature. *J. Phys. Chem. A* **1997**, *101*, 871-878.
- (11) McNeill, V. F.; Patterson, J.; Wolfe, G. M.; Thornton, J. A. The effect of varying levels of surfactant on the reactive uptake of N₂O₅ to aqueous aerosol. *Atmos. Chem. Phys.* **2006**, *6*, 1635-1644.
- (12) Mental, T. F.; Sohn, M.; Wahner, A. Nitrate effect in the heterogeneous hydrolysis of dinitrogen pentoxide on aqueous aerosols. *Phys. Chem. Chem. Phys.* **1999**, *1*, 5451-5457.
- (13) Mozurkewich, M.; Calvert, J. Reaction probability of N₂O₅ on aqueous aerosols. *J. Geophys. Res.* **1988**, *93*, 15882-15896.
- (14) Msibi, I. M.; Li, Y.; Shi, J. P.; Harrison, R. M. Determination of heterogeneous reaction probability using deposition profile measurement in an annular reactor: application to the N₂O₅/H₂O reaction. *J. Atmos. Chem.* **1994**, *18*, 291-300.
- (15) Riedel, T. P.; Bertram, T. H.; Ryder, O. S.; Liu, S.; Day, D. A.; Russell, L. M.; Gaston, C. J.; Prather, K. A.; Thornton, J. A. Direct N₂O₅ reactivity measurements at a polluted coastal site. *Atmos. Chem. Phys.* **2012**, *12*, 2959-2968, doi:10.5194/acp-12-2959-2012.
- (16) Ryder, O. S.; Ault, A. P.; Cahill, J. F.; Guasco, T. L.; Riedel, T. P.; Cuadra-Rodriguez, L. A.; Gaston, C. J.; Fitzgerald, E.; Lee, C.; Prather, K. A.; Bertram, T. H. On the role of particle inorganic mixing state in the reactive uptake of N₂O₅ to ambient aerosol particles. *Environ. Sci. Technol.* **2014**, *48*, 1618-1627, doi:10.1021/es4042622.
- (17) Schütze, M.; Herrmann, H. Determination of phase transfer parameters for the uptake of HNO₃, N₂O₅ and O₃ on single aqueous drops. *Phys. Chem. Chem. Phys.* **2002**, *4*, 60-67, doi:10.1039/b106078n.
- (18) Schweitzer, F.; Mirabel, P.; George, C. Multiphase chemistry of N₂O₅, ClNO₂ and BrNO₂. *J. Phys. Chem. A* **1998**, *102*, 3942-3952.

- (19) Thornton, J. A.; Abbatt, J. P. D. N₂O₅ reaction on submicron sea salt aerosol: Kinetics, products, and the effect of surface active organics. *J. Phys. Chem. A* **2005**, *109*, 10004-10012, doi:10.1021/Jp054183t.
- (20) Thornton, J. A.; Braban, C. F.; Abbatt, J. P. D. N₂O₅ hydrolysis on sub-micron organic aerosols: the effect of relative humidity, particle phase, and particle size. *Phys. Chem. Chem. Phys.* **2003**, *5*, 4593-4603, doi:10.1039/b307498f.
- (21) Van Doren, J. M.; Watson, L. R.; Davidovits, P.; Worsnop, D. R.; Zahniser, M. S.; Kolb, C. E. Temperature dependence of the uptake coefficients of HNO₃, HCl, and N₂O₅ by water droplets. *J. Phys. Chem.* **1990**, *94*, 3265-3269.
- (22) Wahner, A.; Mental, T. F.; Sohn, M.; Stier, J. Heterogeneous reaction of N₂O₅ on sodium nitrate aerosol. *J. Geophys. Res.* **1998**, *103*, 31103-31112.

- 34. N₂O₅ + HNO₃•3H₂O(s).** Hanson and Ravishankara¹ have measured $\gamma = 0.0006 (\pm 30\%)$ near 200 K. They re-analyzed their results and give additional data as a function of ice thickness (Hanson and Ravishankara^{2,3}), deriving a value of 3×10^{-4} for the thinnest nitric acid trihydrate (NAT) covered ice layer, with values up to three times higher for thicker NAT-covered ice layers. As in the case of uptake on water ice this may be due to increased surface area from porosity in the thicker films, or less integrity in the thinner films. The uncertainty listed in the Table is driven by this observed effect. All of the Hanson et al. data are in poor agreement with the $\gamma = 0.015 \pm 0.006$ reported by Quinlan et al.⁴ from their Knudsen cell measurements; this measurement may have been biased by formation of a super-cooled aqueous nitric acid surface and is judged to be unreliable. It is possible that the uptake coefficients will be affected by whether the NAT surfaces are water-rich or poor.

[Back to Table](#)

- (1) Hanson, D. R.; Ravishankara, A. R. The reaction probabilities of ClONO₂ and N₂O₅ on polar stratospheric cloud materials. *J. Geophys. Res.* **1991**, *96*, 5081-5090.
- (2) Hanson, D. R.; Ravishankara, A. R. Investigation of the reactive and nonreactive processes involving ClONO₂ and HCl on water and nitric acid doped ice. *J. Phys. Chem.* **1992**, *96*, 2682-2691.
- (3) Hanson, D. R.; Ravishankara, A. R. Response to "Comment on porosities of ice films used to simulate stratospheric cloud surfaces". *J. Phys. Chem.* **1993**, *97*, 2802-2803.
- (4) Quinlan, M. A.; Reihls, C. M.; Golden, D. M.; Tolbert, M. A. Heterogeneous reactions on model polar stratospheric cloud surfaces: Reaction of N₂O₅ on ice and nitric acid trihydrate. *J. Phys. Chem.* **1990**, *94*, 3255-3260.

- 35. N₂O₅ + H₂SO₄•nH₂O(l).** This reaction has been intensively studied between 195 and 296 K for a wide range of H₂SO₄ wt.% values using four complementary experimental techniques. Data are available from aerosol flow tube studies (Fried et al.,³ Hanson and Lovejoy,⁵ Hu and Abbatt,⁷ and Hallquist et al.⁴), coated wall flow tube studies (Hanson and Ravishankara⁶ and Zhang et al.¹⁴), a stirred Knudsen cell (Manion et al.⁹) and droplet train studies (Van Doren et al.¹² and Robinson et al.¹¹). All studies have yielded γ s between ~0.05 and 0.20 with modest dependence on surface H₂SO₄ wt.% and temperature. The Knudsen cell studies, aerosol flow tube studies at higher N₂O₅ exposure and the ternary H₂SO₄/HNO₃/H₂O studies of Zhang et al.¹⁴ all illustrate that significant levels of HNO₃ in the H₂SO₄/H₂O solutions will reduce γ measurably; this fact explains some of the scatter in aerosol flow tube studies and the surface saturation evident in the Knudsen cell studies. The "nitrate effect" reduction of γ was also studied in extensive aerosol chamber studies at 193.6 K by Wagner et al.¹³ The effect of 5.0×10^{-7} Torr HNO₃ on γ as a function of temperature at two water vapor concentrations are plotted in Zhang et al.;¹⁴ the decrease in γ is greatest at low temperatures, approaching a factor of 2–5 between 200 and 195 K.

Experimental data on sulfuric acid surfaces between 40 and 80 wt% sulfuric acid deemed to be free of saturation effects, plus the pure water uptake data of Van Doren et al.¹² and high relative humidity ammonium sulfate aerosol uptake data of Hu and Abbatt⁷ were all fit to a polynomial expression to yield a single model describing γ for N₂O₅ uptake valid between 0 and 80 wt% H₂SO₄ and 180 to 300 K (Robinson et al.¹¹). The form of this function is: $\gamma_0 = \exp(k_0 + k_1/T + k_2/T^2)$, where T is the temperature in K. The parameters k_0 , k_1 , and k_2 obtained from the best-fit are:

$$k_0 = -25.5265 - 0.133188wt + 0.00930846wt^2 - 9.0194 \times 10^{-5}wt^3$$

$$k_1 = 9283.76 + 115.345wt - 5.19258wt^2 + 0.0483464wt^3$$

$$k_2 = -851801 - 22191.2wt + 766.916 wt^2 - 6.85427wt^3$$

where wt is the weight percentage of H₂SO₄.

The overall error of applying the uptake function provided here consists of two components. One is the standard deviation of the model-calculated value with respect to measured data, σ_m , which is given by

$$\sigma_m = \sqrt{\frac{\sum_{i=1}^N \left(1 - \frac{\gamma_i}{\gamma_{model}}\right)^2}{N-1}}$$

The other is the standard deviation of relative experimental measurement error from the mean, σ_d , which is given by

$$\sigma_d = \sqrt{\frac{\sum_{i=1}^N \left(\frac{\Delta\gamma_i}{\gamma_i}\right)^2}{N(N-1)}}$$

The overall error is

$$\sigma = \sqrt{\sigma_m^2 + \sigma_d^2}$$

(These formulations are also applied below in the error estimation for the ClONO₂ + H₂O and HCl, BrONO₂ + H₂O, and HOCl + HCl reaction system. For N₂O₅, the error is estimated to be 15% (1 σ), with $\sigma_m = 14.7\%$ and $\sigma_d = 2.9\%$).

Liquid trough flow reactor studies on 60–80 wt% H₂SO₄ at 273–280 K by Bertram and co-workers demonstrated that adsorbed single and dual component coatings of organics like 1-hexadecanol, 1-octadecanol and stearic acid could reduce γ by well over a factor of 10, while coatings of phytanic acid had little effect. Even 0.75 monolayer coatings of 1-octadecanol reduced γ by a factor of 10.^{1,2,8} Park et al.¹⁰ impinged a molecular beam of N₂O₅ on 72 wt% H₂SO₄ at 216 K, observing that sub-monolayer coverage of 1-butanol and 1-hexanol reduced bare acid reactive uptake coefficients from ~0.15 to ~0.10 and 0.06, respectively.

[Back to Table](#)

- (1) Cosman, L. M.; Bertram, A. K. Reactive uptake of N₂O₅ on aqueous H₂SO₄ solutions coated with 1-component and 2-component monolayers. *J. Phys. Chem. A* **2008**, *112*, 4625-4635, doi:10.1021/jp8005469.
- (2) Cosman, L. M.; Knopf, D. A.; Bertram, A. K. N₂O₅ reactive uptake on aqueous sulfuric acid solutions coated with branched and straight-chain insoluble organic surfactants. *J. Phys. Chem. A* **2008**, *112*, 2386-2396, doi:10.1021/jp710685r.
- (3) Fried, A.; Henry, B. E.; Calvert, J. G.; Mozukewich, M. The reaction probability of N₂O₅ with sulfuric acid aerosols at stratospheric temperatures and compositions. *J. Geophys. Res.* **1994**, *99*, 3517-3532.
- (4) Hallquist, M.; Stewart, D. J.; Baker, J.; Cox, R. A. Hydrolysis of N₂O₅ on submicron sulfuric acid aerosols. *J. Phys. Chem. A* **2000**, *104*, 3984-3990, doi:10.1021/jp9939625.
- (5) Hanson, D. R.; Lovejoy, E. R. The uptake of N₂O₅ onto small sulfuric acid particles. *Geophys. Res. Lett.* **1994**, *21*, 2401-2404.
- (6) Hanson, D. R.; Ravishankara, A. R. The reaction probabilities of ClONO₂ and N₂O₅ on polar stratospheric cloud materials. *J. Geophys. Res.* **1991**, *96*, 5081-5090.
- (7) Hu, J. H.; Abbatt, J. P. D. Reaction probabilities for N₂O₅ hydrolysis on sulfuric acid and ammonium sulfate aerosols at room temperature. *J. Phys. Chem. A* **1997**, *101*, 871-878.
- (8) Knopf, D. A.; Cosman, L. M.; Mousavi, P.; Mokamati, S.; Bertram, A. K. A novel flow reactor for studying reactions on liquid surfaces coated by organic monolayers: Methods, validation, and initial results. *J. Phys. Chem. A* **2007**, *111*, 11021-11032, doi:10.1021/jp075724c.
- (9) Manion, J. A.; Fittschen, C. M.; Golden, D. M.; Williams, L. R.; Tolbert, M. A. Heterogeneous reactions of chlorine nitrate and dinitrogen pentoxide on sulfuric acid surfaces representative of global stratospheric aerosol particles. *Israel J. Chem.* **1994**, *34*, 355-363.

- (10) Park, S.-C.; Burden, D. K.; Nathanson, G. M. The inhibition of N₂O₅ hydrolysis in sulfuric acid by 1-butanol and 1-hexanol surfactant coatings. *J. Phys. Chem. A* **2007**, *111*, 2921-2929, doi:10.1021/jp068228h.
- (11) Robinson, G. N.; Worsnop, D. R.; Jayne, J. T.; Kolb, C. E.; Davidovits, P. Heterogeneous reaction kinetics of N₂O₅ and ClONO₂ on cold, concentrated sulfuric acid droplets. *J. Geophys. Res.* **1997**, *102*, 3583-3601.
- (12) Van Doren, J. M.; Watson, L. R.; Davidovits, P.; Worsnop, D. R.; Zahniser, M. S.; Kolb, C. E. Temperature dependence of the uptake coefficients of HNO₃, HCl, and N₂O₅ by water droplets. *J. Phys. Chem.* **1990**, *94*, 3265-3269.
- (13) Wagner, R.; Naumann, K.-H.; Mangold, A.; Möhler, O.; Saathoff, H.; Schurath, U. Aerosol chamber study of optical constants and N₂O₅ uptake on supercooled H₂SO₄/H₂O/HNO₃ solution droplets at polar stratospheric cloud temperatures. *J. Phys. Chem. A* **2005**, *109*, 8140-8148, doi:10.1021/jp0513364.
- (14) Zhang, R.; Leu, M.-T.; Keyser, L. F. Heterogeneous reactions of ClONO₂, HCl and HOCl on liquid sulfuric acid surfaces. *J. Phys. Chem.* **1994**, *98*, 13563-13574, doi:10.1021/j100102a022.
- 36. N₂O₅ + H₂SO₄•H₂O(s).** Zhang et al.¹ used coated flow tube techniques to measure the uptake of N₂O₅ on solid sulfuric acid monohydrate over a temperature range of 200 to 225 K. The measurement values of γ were significantly higher at 200 K ($\gamma \sim 1 \times 10^{-3}$) than at 225 K ($\gamma \sim 10^{-4}$) and were well fit by $\log \gamma = [4.78 - 0.0386T(K)]$. Acid-rich H₂SO₄•H₂O surfaces had a lower γ than water rich surfaces ($\log \gamma = [0.162 - 0.789 \times \log p_{\text{H}_2\text{O}}]$ where $p_{\text{H}_2\text{O}}$ is their experimental water vapor partial pressure in Torr).
[Back to Table](#)
- (1) Zhang, R.; Leu, M.-T.; Keyser, L. F. Hydrolysis of N₂O₅ and ClONO₂ on the H₂SO₄/HNO₃/H₂O ternary solutions under stratospheric conditions. *Geophys. Res. Lett.* **1995**, *22*, 1493-1496.
- 37. N₂O₅ + H₂SO₄•4H₂O(s).** Hanson and Ravishankara¹ studied N₂O₅ uptake by frozen 57.5 and 60 wt.% H₂SO₄ as a function of temperature and relative humidity. The 57.5 wt% surface was not sensitive to relative humidity and was slightly more reactive ($\gamma = 0.008$ vs 0.005) at 205 K than at 195 K. Reaction probabilities on the 60 wt% surface dropped off with temperature and relative humidity.
[Back to Table](#)
- (1) Hanson, D. R.; Ravishankara, A. R. Reaction of ClONO₂ with HCl on NAT, NAD, and frozen sulfuric acid and hydrolysis of N₂O₅ and ClONO₂ on frozen sulfuric acid. *J. Geophys. Res.* **1993**, *98*, 22931-22936.
- 38. N₂O₅ + HCl on H₂O(s).** Leu³ measured $\gamma = 0.028 \pm 0.011$ at 195 K, while Tolbert et al.⁵ measured a lower limit of 1×10^{-3} at 185 K. Seisel et al.⁴ measured $\gamma \sim 0.03$ at 200 K using a Knudsen flow reactor with a range of HCl flows. The uptake coefficient at low HCl flows is only slightly enhanced compared to the uptake on a pure ice surface. ClONO₂ was observed as the product in these studies. These experiments were done at high HCl levels probably leading to a liquid water/acid surface solution (Abbatt et al.¹). Indeed, Hanson and Ravishankara² point out that a pure ice surface is readily converted to one with a thin NAT coating even with low N₂O₅ partial pressures, making this reaction difficult to study on pure ice surfaces.
[Back to Table](#)
- (1) Abbatt, J. P. D.; Beyer, K. D.; Fucaloro, A. F.; McMahon, J. R.; Wooldridge, P. J.; Zhong, R.; Molina, M. J. Interaction of HCl vapor with water-ice: Implications for the stratosphere. *J. Geophys. Res.* **1992**, *97*, 15819-15826.
- (2) Hanson, D. R.; Ravishankara, A. R. The reaction probabilities of ClONO₂ and N₂O₅ on polar stratospheric cloud materials. *J. Geophys. Res.* **1991**, *96*, 5081-5090.
- (3) Leu, M.-T. Heterogeneous reaction of N₂O₅ with H₂O and HCl on ice surfaces: implications for Antarctic ozone depletion. *Geophys. Res. Lett.* **1988**, *15*, 851-854.
- (4) Seisel, S.; Fluckiger, B.; Rossi, M. J. The heterogeneous reaction of N₂O₅ with HBr on ice: Comparison with N₂O₅ + HCl. *Ber. Bunsenges. Phys. Chem.* **1998**, *102*, 811-820.
- (5) Tolbert, M. A.; Rossi, M. J.; Golden, D. M. Antarctic ozone depletion chemistry: Reactions of N₂O₅ with H₂O and HCl on ice surfaces. *Science* **1988**, *240*, 1018-1021.
- 39. N₂O₅ + HCl on HNO₃•3H₂O(s).** Hanson and Ravishankara¹ measured $\gamma = 0.0032$ ($\pm 30\%$) near 200 K.

[Back to Table](#)

- (1) Hanson, D. R.; Ravishankara, A. R. The reaction probabilities of ClONO₂ and N₂O₅ on polar stratospheric cloud materials. *J. Geophys. Res.* **1991**, *96*, 5081-5090.

40. **N₂O₅ + HCl on H₂SO₄•H₂O(s).** Zhang et al.¹ saw no increase in N₂O₅ uptake on sulfuric acid monohydrate at 195 K upon exposure to HCl, setting $\gamma < 10^{-4}$.

[Back to Table](#)

- (1) Zhang, R.; Leu, M.-T.; Keyser, L. F. Hydrolysis of N₂O₅ and ClONO₂ on the H₂SO₄/HNO₃/H₂O ternary solutions under stratospheric conditions. *Geophys. Res. Lett.* **1995**, *22*, 1493-1496.

41. **N₂O₅ + HBr on H₂O(s).** Seisel et al.¹ report γ values ranging from $\sim 3 \times 10^{-3}$ to 0.1, depending on the HBr concentrations employed; the measurements were conducted at 180 and 200 K. These authors report Br₂ and HONO in 80% yield as products with respect to N₂O₅ taken up, generated presumably by the secondary reaction of the primary product BrNO₂ with HBr.

[Back to Table](#)

- (1) Seisel, S.; Fluckiger, B.; Rossi, M. J. The heterogeneous reaction of N₂O₅ with HBr on ice: Comparison with N₂O₅ + HCl. *Ber. Bunsenges. Phys. Chem.* **1998**, *102*, 811-820.

42. **N₂O₅ + HBr on HNO₃•3H₂O(s).** This reaction, yielding $\gamma \sim 0.005$, was investigated on NAT surfaces near 200 K by Hanson and Ravishankara.¹ Under some conditions a much higher reaction coefficient of ~ 0.04 was observed.

[Back to Table](#)

- (1) Hanson, D. R.; Ravishankara, A. R. Heterogeneous chemistry of HBr and HF. *J. Phys. Chem.* **1992**, *96*, 9441-9446.

43. **N₂O₅ + NaCl.** This reaction has been studied on both solid NaCl and on aqueous solutions. The uptake of N₂O₅ on solid NaCl has been studied using Knudsen cells,^{3,5} flow reactors,^{7,8} annular reactors¹⁰ and diffusion tubes.⁶ The reaction has two possible channels if there is water available on the surface: N₂O₅ + NaCl → ClONO₂ + NaNO₃ (1) and N₂O₅ + H₂O/NaCl → 2 HNO₃ (2). The presence of the two channels is supported by measured yields of ClONO₂ (relative to N₂O₅ lost) that vary from 60–100%^{3,5,6,8} and by the observation of gaseous HCl as a reaction product.⁵ Because hydrolysis on the surface occurs in addition to the reaction with Cl⁻, the net uptake coefficient for N₂O₅ is particularly sensitive to the presence of surface-adsorbed water (SAW), with higher values for powders where there are more steps and edges that hold SAW. For example, Leu et al.⁷ measured an upper limit of $\gamma < 1.0 \times 10^{-4}$ for salt powders that had been heated overnight in a vacuum, but $\sim 4.5 \times 10^{-4}$ for samples that were only pumped on for about an hour. Fenter et al.³ reported a preferred value for the uptake coefficient of $(5 \pm 2) \times 10^{-4}$; however, the measured values varied from 2×10^{-3} for monodisperse powders (after correction for pore diffusion by factors of ~ 5 to 30) to $< 1.0 \times 10^{-4}$ for a polished window face. Hoffman et al.⁵ report a steady state value of $\gamma_{ss} = 3 \times 10^{-3}$ based on Knudsen cell studies of powders using less than a layer of salt where corrections to the available surface area due to diffusion into the salt are not necessary; the branching ratio for reaction (1) was measured to be 0.73 ± 0.28 (2σ).

The uptake of N₂O₅ on NaCl solutions or aqueous particles has been measured by a number of techniques.^{1,2,4,11,14-16} Overall, the reported values of γ for relative humidities between 45 and 100% are between 1.5×10^{-2} to 5.0×10^{-2} and temperatures between 263 K and room temperature. Zetzsch and coworkers^{1,2} used an aerosol chamber to measure the uptake of N₂O₅ on deliquesced NaCl particles from 71–94% RH, and obtained a value of $\gamma = 3.2 \times 10^{-2}$. Behnke et al.¹ measured ClONO₂ in a yield of $66 \pm 7\%$ from aerosol particle experiments. In a wetted wall flow tube, the yield was observed to increase to 100% at concentrations of NaCl of 1 M and above. Thornton and Abbatt¹⁵ report a yield of at least 50% ClONO₂ at 50% RH, using an aerosol flow tube technique. It is proposed by both groups that a mechanism involving a competition between the reaction of NO₂⁺ (or H₂ONO₂⁺) with water to form HNO₃ or with Cl⁻ to form ClONO₂ determines the product yield. George et al.⁴ used a droplet train and measured the formation of NO₃⁻ in the droplets; the value of γ decreased from 0.039 ± 0.013 at 263 K to 0.014 ± 0.008 at 278 K. Stewart et al.¹⁴ measured the uptake of N₂O₅ on NaCl particles in a flow tube; after correction for diffusion/particle size effects, an uptake coefficient of 3×10^{-2} was derived at relative humidities 30% and

above. Schweitzer et al.¹³ used a droplet train apparatus to measure the uptake of N₂O₅ on water and on solutions of NaCl, NaBr and NaI with concentrations ranging from 0.1 to 1 M over a temperature range from 262 to 278 K. Within experimental error, all of the uptake coefficients were the same, with an average value of $\gamma = 0.018 \pm 0.003$. For 1 M NaCl, the ClNO₂ yield was 100%.

Note that the uptake kinetics can be suppressed by the presence of an organic monolayer on the aqueous particles.^{9,15} Also, the product yield can change to Cl₂, when the acidity of the surface is taken below 2 and for chloride concentrations as low as 0.05 M (Roberts et al.¹²).

[Back to Table](#)

- (1) Behnke, W.; George, C.; Scheer, V.; Zetsch, C. Production and decay of ClNO₂ from the reaction of gaseous N₂O₅ with NaCl solution: Bulk and aerosol experiments. *J. Geophys. Res.* **1997**, *102*, 3795-3804.
- (2) Behnke, W.; Kruger, H.-U.; Scheer, V.; Zetsch, C. Formation of atomic Cl from sea spray via photolysis of nitryl chloride: Determination of the sticking coefficient of N₂O₅ on NaCl aerosol. *J. Aerosol Sci.* **1991**, *22*, S609-S612.
- (3) Fenter, F. F.; Caloz, F.; Rossi, M. J. Heterogeneous kinetics of N₂O₅ uptake on salt, with a systematic study of the role of surface presentation (for N₂O₅ and HNO₃). *J. Phys. Chem.* **1996**, *100*, 1008-1019.
- (4) George, C.; Behnke, W.; Scheer, V.; Zetsch, C.; Magi, L.; Ponche, J. L.; Mirabel, P. Fate of ClNO₂ over aqueous solutions containing iodide. *Geophys. Res. Lett.* **1995**, *22*, 1505-1508.
- (5) Hoffman, R. C.; Gebel, M. E.; Fox, B. S.; Finlayson-Pitts, B. J. Knudsen cell studies of the reactions of N₂O₅ and ClONO₂ with NaCl: Development and application of a model for estimating available surface areas and corrected uptake coefficients. *Phys. Chem. Chem. Phys.* **2003**, *5*, 1780-1789, doi:10.1039/b301126g.
- (6) Koch, T. G.; vandenBergh, H.; Rossi, M. J. A molecular diffusion tube study of N₂O₅ and HONO₂ interacting with NaCl and KBr at ambient temperature. *Phys. Chem. Chem. Phys.* **1999**, *1*, 2687-2694.
- (7) Leu, M.-T.; Timonen, R. S.; Keyser, L. F.; Yung, Y. L. Heterogeneous reactions of HNO₃(g) + NaCl(s) HCl(g) + NaNO₃(s) and N₂O₅(g) + NaCl(s) ClNO₂(g) + NaNO₃(s). *J. Phys. Chem.* **1995**, *99*, 13203-13212, doi:10.1021/j100035a026.
- (8) Livingston, F. E.; Finlayson-Pitts, B. J. The reaction of gaseous N₂O₅ with solid NaCl at 298 K: Estimated lower limit to the reaction probability and its potential role in tropospheric and stratospheric chemistry. *Geophys. Res. Lett.* **1991**, *18*, 17-21.
- (9) McNeill, V. F.; Patterson, J.; Wolfe, G. M.; Thornton, J. A. The effect of varying levels of surfactant on the reactive uptake of N₂O₅ to aqueous aerosol. *Atmos. Chem. Phys.* **2006**, *6*, 1635-1644.
- (10) Msibi, I. M.; Li, Y.; Shi, J. P.; Harrison, R. M. Determination of heterogeneous reaction probability using deposition profile measurement in an annular reactor: application to the N₂O₅/H₂O reaction. *J. Atmos. Chem.* **1994**, *18*, 291-300.
- (11) Msibi, I. M.; Shi, J. P.; Harrison, R. M. Accommodation coefficient for trace gas uptake using deposition profile measurement in an annular reactor. *J. Atmos. Chem.* **1993**, *17*, 339-351.
- (12) Roberts, J. M.; Osthoff, H. D.; Brown, S. S.; Ravishankara, A. R. N₂O₅ oxidizes chloride to Cl₂ in acidic atmospheric aerosol. *Science* **2008**, *321*, 1059-1059, doi:10.1126/science.1158777.
- (13) Schweitzer, F.; Mirabel, P.; George, C. Multiphase chemistry of N₂O₅, ClNO₂ and BrNO₂. *J. Phys. Chem. A* **1998**, *102*, 3942-3952.
- (14) Stewart, D. J.; Griffiths, P. T.; Cox, R. A. Reactive uptake coefficients for heterogeneous reaction of N₂O₅ with submicron aerosols of NaCl and natural sea salt. *Atmos. Chem. Phys.* **2004**, *4*, 1381-1388.
- (15) Thornton, J. A.; Abbatt, J. P. D. N₂O₅ reaction on submicron sea salt aerosol: Kinetics, products, and the effect of surface active organics. *J. Phys. Chem. A* **2005**, *109*, 10004-10012, doi:10.1021/Jp054183t.
- (16) Zetsch, C.; Behnke, W. Heterogeneous photochemical sources of atomic chlorine in the troposphere. *Ber. Bunsenges. Phys. Chem.* **1992**, *96*, 488-493.

- 44. N₂O₅ + KBr, NaBr, NaI.** Fenter et al.¹ and Koch et al.³ measured the uptake coefficient for N₂O₅ on KBr at ambient temperature using a Knudsen cell and molecular diffusion tube respectively. The Knudsen cell experiments gave a value of $(4 \pm 2) \times 10^{-3}$ after correction (by factors of 6–16) for pore diffusion, and the molecular diffusion tube a value of $(2.5 \pm 1) \times 10^{-3}$. In the Knudsen cell studies, the uptake coefficient was larger for powders and a depolished window face (both 4×10^{-3}) than for a polished window face ($<1 \times 10^{-4}$), similar to the observations for the NaCl reaction (N₂O₅ + NaCl); this again suggests the importance

of surface-adsorbed water and possibly surface defects created by roughening (which, however, also hold water) for the reaction. The initial product of the reaction is BrNO₂, identified by Finlayson-Pitts et al.² by FTIR but this can react further with the salt to generate Br₂, the product observed by Fenter et al.¹ Schweitzer et al.⁴ used a droplet train apparatus to measure the uptake of N₂O₅ on water and on solutions of NaBr and NaI, as well as NaCl, with concentrations ranging from 0.1 to 1 M over a temperature range from 262 to 278 K. Within experimental error, all of the uptake coefficients were the same, with an average value of $\gamma = 0.018 \pm 0.003$. For the NaBr reaction, the gas phase products were BrNO₂, Br₂, and HONO. For the NaI reaction, the only gas phase product observed was I₂.

[Back to Table](#)

- (1) Fenter, F. F.; Caloz, F.; Rossi, M. J. Heterogeneous kinetics of N₂O₅ uptake on salt, with a systematic study of the role of surface presentation (for N₂O₅ and HNO₃). *J. Phys. Chem.* **1996**, *100*, 1008-1019.
- (2) Finlayson-Pitts, B. J.; Livingston, F. E.; Berko, H. N. Synthesis and identification by infrared spectroscopy of gaseous nitryl bromide, BrNO₂. *J. Phys. Chem.* **1989**, *93*, 4397-4400, doi:10.1021/j100348a005.
- (3) Koch, T. G.; vandenBergh, H.; Rossi, M. J. A molecular diffusion tube study of N₂O₅ and HONO₂ interacting with NaCl and KBr at ambient temperature. *Phys. Chem. Chem. Phys.* **1999**, *1*, 2687-2694.
- (4) Schweitzer, F.; Mirabel, P.; George, C. Multiphase chemistry of N₂O₅, ClNO₂ and BrNO₂. *J. Phys. Chem. A* **1998**, *102*, 3942-3952.

- 45. N₂O₅ + sea salt.** The uptake of N₂O₅ on solid synthetic sea salt was measured to be $\gamma = (3.4 \pm 0.8) \times 10^{-2}$ (2 σ) by Hoffman et al.¹ This will be an upper limit as 1–2 layers of salt were used and no correction was made for diffusion into the bottom layer. However, it is clear that the reaction is at least an order of magnitude faster than that for NaCl; the yield of ClNO₂ is 100%.

Stewart and Cox³ measured the uptake of N₂O₅ on submicron synthetic sea salt aerosols in a flow tube; after correction for diffusion/particle size effects, a value of $\gamma = 2.5 \times 10^{-2}$ was derived, independent of relative humidity above 30%. Similar results are reported for the same substrate by Thornton and Abbatt,⁴ with the uptake coefficient changing from 0.02 to 0.03 from 43 to 70% RH. For partially crystallized artificial sea salt, the uptake coefficient was 0.005 at 30% RH.

Experiments were conducted by Lopez-Hilfiker et al.² in a coated-wall flow tube on the uptake of N₂O₅ to frozen salt solutions containing variable ratios of Cl to Br, from temperatures of 258 to about 240 K. Br₂ and ClNO₂ products were observed with a total yield of unity, with their ratios dependent upon both temperature and the Cl/Br ratio of the frozen solution.

[Back to Table](#)

- (1) Hoffman, R. C.; Gebel, M. E.; Fox, B. S.; Finlayson-Pitts, B. J. Knudsen cell studies of the reactions of N₂O₅ and ClONO₂ with NaCl: Development and application of a model for estimating available surface areas and corrected uptake coefficients. *Phys. Chem. Chem. Phys.* **2003**, *5*, 1780-1789, doi:10.1039/b301126g.
- (2) Lopez-Hilfiker, F. D.; Constantin, K.; Kercher, J. P.; Thornton, J. A. Temperature dependent halogen activation by N₂O₅ reactions on halide-doped ice surfaces. *Atmos. Chem. Phys.* **2012**, *12*, 5237-5247, doi:10.5194/acp-12-5237-2012.
- (3) Stewart, D. J.; Griffiths, P. T.; Cox, R. A. Reactive uptake coefficients for heterogeneous reaction of N₂O₅ with submicron aerosols of NaCl and natural sea salt. *Atmos. Chem. Phys.* **2004**, *4*, 1381-1388.
- (4) Thornton, J. A.; Abbatt, J. P. D. N₂O₅ reaction on submicron sea salt aerosol: Kinetics, products, and the effect of surface active organics. *J. Phys. Chem. A* **2005**, *109*, 10004-10012, doi:10.1021/Jp054183t.

- 46. HONO + H₂O(l).** Bongartz et al.¹ present uptake measurements by two independent techniques, the liquid jet technique of Schurath and co-workers and the droplet train/flow tube technique of Mirabel and co-workers (Ponche et al.⁴). With a surface temperature of ~245 K the droplet train techniques yielded $0.045 < \gamma < 0.09$, while the liquid jet operating with a surface temperature of 297 K obtained $0.03 < \gamma < 0.15$. Mertes and Wahner³ used a liquid jet technique to measure $4 \times 10^{-3} < \gamma < 4 \times 10^{-2}$ at 278 K. Harrison and Collins² performed aerosol flow reactor experiments on deliquescent sodium chloride and ammonium sulfate droplets at 279 K obtaining reactive uptake coefficients of 0.0028 ± 0.0015 and 0.0028 ± 0.0006 , for 85% relative humidity conditions, respectively; these measurements are probably subject to significant

surface saturation. Since HONO uptake by liquid water probably involves hydrolysis, an increase in Henry's law solubility with decreasing temperature may be offset by a decreasing hydrolysis rate constant, leaving the uptake coefficient's temperature trend uncertain. Measured uptake coefficients will not correspond to the mass accommodation coefficient.

[Back to Table](#)

- (1) Bongartz, A.; Kames, J.; Schurath, U.; George, C.; Mirabel, P.; Ponche, J. L. Experimental determination of HONO mass accommodation coefficients using two different techniques. *J. Atmos. Chem.* **1994**, *18*, 149-169.
- (2) Harrison, R. M.; Collins, G. M. Measurements of reaction coefficients of NO₂ and HONO on aerosol particles. *J. Atmos. Chem.* **1998**, *30*, 397-406.
- (3) Mertes, S.; Wahner, A. Uptake of nitrogen dioxide and nitrous acid on aqueous surfaces. *J. Phys. Chem.* **1995**, *99*, 14000-14006, doi:10.1021/j100038a035.
- (4) Ponche, J. L.; George, C.; Mirabel, P. Mass transfer at the air/water interface: Mass accommodation coefficients of SO₂, HNO₃, NO₂ and NH₃. *J. Atmos. Chem.* **1993**, *16*, 1-21.

- 47. HONO + H₂SO₄•nH₂O(l).** Zhang et al.⁴ measured uptake coefficients for HONO on sulfuric acid that increased from $(1.6 \pm 0.1) \times 10^{-2}$ for 65.3 wt% H₂SO₄ (214 K) to $(9.1 \pm 1.6) \times 10^{-2}$ for 73 wt% H₂SO₄ (226 K). Fenter and Rossi³ measured uptake coefficients rising from 1.8×10^{-4} for 55 wt% H₂SO₄ (220 K) to 3.1×10^{-1} for 95 wt% H₂SO₄ (220 K and 273 K). Baker et al.¹ measured much smaller uptake coefficients for 60 wt% at 298 K. In general, the values measured by Zhang et al.⁴ are a factor of 2 to 5 higher than those of Fenter et al.³ for comparable acid concentrations. Since the reaction probably depends on both temperature and acid concentration and since the data scatter is high in both experiments, further independent data will be required to define γ as a function of acid concentration and temperature. These data are generally consistent with the effective Henry's law constant measurements of Becker et al.² who illustrate that HONO solubility decreases exponentially with H₂SO₄ concentration until ~53 wt%, at which point reaction to form nitrosyl sulfuric acid increases H* dramatically as H₂SO₄ concentration increases. Baker et al.¹ invoke surface decomposition of HONO to explain their room temperature data, since they separately determine that the bulk second-order disproportionation rate for HONO is too slow to account for even their small uptake coefficients. It is possible that surface formation of nitrosyl sulfuric acid and not HONO disproportionation is responsible for much of their measured uptake. The Zhang et al.⁴ and Fenter and Rossi³ data have been combined and fit with a four-term polynomial as a function of acid wt% (these data did not show an obvious temperature dependence):

$$\ln \gamma = a + b \text{ wt} + c \text{ wt}^2 + d \text{ wt}^3$$

where wt is the H₂SO₄ wt%, and

$$a = -155.7 \pm 29.7$$

$$b = 5.663 \pm 1.232$$

$$c = -0.07061 \pm 0.01679$$

$$d = 0.000297 \pm 0.000076$$

This parameterization should be used only within the 55–95-wt% H₂SO₄ range and the 214 to 273 K temperature range.

[Back to Table](#)

- (1) Baker, J.; Ashbourn, S. F. M.; Cox, R. A. Heterogeneous reactivity of nitrous acid on submicron sulfuric acid aerosol. *Phys. Chem. Chem. Phys.* **1999**, *1*, 683-690.
- (2) Becker, K. H.; Kleffman, J.; Kurtenbach, R.; Wiesen, P. Solubility of nitrous acid (HONO) in sulfuric acid solutions. *J. Phys. Chem.* **1996**, *100*, 14,984-914,990.
- (3) Fenter, F. F.; Rossi, M. J. The heterogeneous kinetics of HONO on H₂SO₄ and on ice: activation of HCl. *J. Phys. Chem.* **1996**, *100*, 13765-13775.
- (4) Zhang, R.; Leu, M.-T.; Keyser, L. F. Heterogeneous chemistry of HONO on liquid sulfuric acid: A new mechanism of chlorine activation on stratospheric sulfate aerosol. *J. Phys. Chem.* **1996**, *100*, 339-345, doi:10.1021/jp952060a.

- 48. HONO + HCl + H₂O(s).** Knudsen cell uptake studies for HONO/HCl co-deposited on ice (180–200 K) and for HONO on 0.1 to 10 M HCl frozen solutions (~190 K) by Fenter and Rossi³ showed HONO uptake

coefficients in the 0.02 to 0.12 range as long as surface HCl concentrations significantly exceed HONO concentrations. ClNO was evolved quantitatively with HONO consumption. In a coated wall flow tube Diao and Chu² observed orders of magnitude lower uptake coefficients, even though low partial pressures of HONO were used. Some of the HCl partial pressures will have been large enough to melt the ice surface (Abbatt et al.¹).

[Back to Table](#)

- (1) Abbatt, J. P. D.; Beyer, K. D.; Fucaloro, A. F.; McMahon, J. R.; Wooldridge, P. J.; Zhong, R.; Molina, M. J. Interaction of HCl vapor with water-ice: Implications for the stratosphere. *J. Geophys. Res.* **1992**, *97*, 15819-15826.
- (2) Diao, G. W.; Chu, L. T. Heterogeneous reactions of HX plus HONO and I₂ on ice surfaces: Kinetics and linear correlations. *J. Phys. Chem. A* **2005**, *109*, 1364-1373, doi:10.1021/jp045965+.
- (3) Fenter, F. F.; Rossi, M. J. The heterogeneous kinetics of HONO on H₂SO₄ and on ice: activation of HCl. *J. Phys. Chem.* **1996**, *100*, 13765-13775.

49. HONO + HCl on H₂SO₄•nH₂O(l). Fenter and Rossi¹ saw no reaction for acid wt% >65. They measured $\gamma = 2.0 \pm 0.7 \times 10^{-3}$ for 60 wt% acid saturated with HONO at 230 K. Zhang et al.³ also measured the uptake of HCl after exposure to HONO, they observed HCl uptake with γ s between 0.01–0.02 over an acid wt.% range of 60.8–71.3 (T = 207.9–222.6 K). The reaction was also studied by Longfellow et al.² using both HCl doped and HONO doped sulfuric acid aerosols. Their uptake measurements confirmed reaction at higher acid wt%, but by using lower HONO partial pressures they measured smaller γ s. The reverse reaction, ClNO hydrolysis, was also studied in a wetted wall flow reactor and in the aerosol flow reactor by Longfellow et al.² and in a Knudsen cell reactor by Fenter and Rossi.¹ Data show clear evidence of both surface and bulk kinetics for the forward reaction. Longfellow et al.² report k^{II} values for the bulk reaction (in units of $10^4 \text{ M}^{-1} \text{ s}^{-1}$) for 50 wt%: 81 at 250 K and 15 at 205 K; for 60 wt%: 9.4 at 250 K, 6.9 at 230 K and 5.0 at 219 K; for 67 wt%: 3.9 at 250 K; and for 70 wt%: 5.8 at 269 K and 0.35 at 215 K. The reaction is clearly complex and will require a comprehensive model of both the surface and bulk processes to arrive at an appropriate parameterization for γ .

[Back to Table](#)

- (1) Fenter, F. F.; Rossi, M. J. The heterogeneous kinetics of HONO on H₂SO₄ and on ice: activation of HCl. *J. Phys. Chem.* **1996**, *100*, 13765-13775.
- (2) Longfellow, C. A.; Imamura, T.; Ravishankara, A. R.; Hanson, D. R. HONO solubility and heterogeneous reactivity on sulfuric acid surfaces. *J. Phys. Chem. A* **1998**, *102*, 3323-3332.
- (3) Zhang, R.; Leu, M.-T.; Keyser, L. F. Heterogeneous chemistry of HONO on liquid sulfuric acid: A new mechanism of chlorine activation on stratospheric sulfate aerosol. *J. Phys. Chem.* **1996**, *100*, 339-345, doi:10.1021/jp952060a.

50. HONO + HBr + H₂O(s). HONO reacts with HBr on ice films (Seisel and Rossi² and Diao and Chu¹), but note that the HBr partial pressures used are generally higher than those prevalent in the atmosphere and so melting of the ice film may have occurred in these experiments. Diao and Chu observe BrNO as a product in a coated-wall flow tube.

[Back to Table](#)

- (1) Diao, G. W.; Chu, L. T. Heterogeneous reactions of HX plus HONO and I₂ on ice surfaces: Kinetics and linear correlations. *J. Phys. Chem. A* **2005**, *109*, 1364-1373, doi:10.1021/jp045965+.
- (2) Seisel, S.; Rossi, M. J. The heterogeneous reaction of HONO and HBr on ice and on sulfuric acid. *Ber. Bunsenges. Phys. Chem.* **1997**, *101*, 943-955.

51. HONO + NaCl(s). Diffuse reflectance experiments by Vogt and Finlayson-Pitt³ on room temperature NaCl(s) and Knudsen cell uptake experiments by Fenter and Rossi on room temperature NaCl(s) and frozen 0.1 M NaCl aqueous solutions, all failed to show HONO uptake.¹ The latter results yield $\gamma < 1 \times 10^{-4}$. HONO + NaCl. Junkermann and Ibusuki² reported that HONO reacts with NaCl to form nitrite on the surface. However, subsequent studies³ showed that the infrared bands assigned to NO₂⁻ were due to nitrate, likely from the reaction of gas phase NO₂ and perhaps HNO₃ present in the HONO. There is no evidence at the present time for a reaction between HONO and NaCl.

[Back to Table](#)

- (1) Fenter, F. F.; Rossi, M. J. The heterogeneous kinetics of HONO on H₂SO₄ and on ice: activation of HCl. *J. Phys. Chem.* **1996**, *100*, 13765-13775.
- (2) Junkermann, W.; Ibusuki, T. FTIR spectroscopic measurements of surface bond products of nitrogen oxides on aerosol surfaces—Implications for heterogeneous HNO₂ production. *Atmos. Environ.* **1992**, *26A*, 3099-3103.
- (3) Vogt, R.; Finlayson-Pitts, B. F. Tropospheric HONO and reactions of oxides of nitrogen with NaCl. *Geophys. Res. Lett.* **1994**, *21*, 2291-2294.

- 52. HONO + Al₂O₃(s).** Romanias et al.² used a coated wall flow reactor with solid films of ~20 nm γ -alumina particles to measure HONO uptake coefficients over a RH range of 1.4×10^{-4} to 35.4% and a temperature range of 274–320 K, implementing mass spectrometric detection of HONO and its gaseous reaction products NO and NO₂.

The effect of near ultraviolet radiation (315–400 nm, $J_{\text{NO}_2} = 0.002\text{--}0.012 \text{ s}^{-1}$) on uptake was also investigated. Reactive uptake was confirmed by a lack of HONO desorption and direct NO_x product detection. Measured uptake coefficients are independent of [HONO] and T, but strongly dependent on RH. A moderate UV dependence that increased with RH and was linear in J_{NO_2} was observed; neither significantly affected measured product branching ratios of (0.40 ± 0.06) for NO and (0.60 ± 0.09) for NO₂. Uptake coefficients were determined as a function of RH without and with UV radiation ($J_{\text{NO}_2} \sim 0.012 \text{ s}^{-1}$). The results were parameterized (estimated uncertainty of $\pm 30\%$):

$$\begin{aligned}\gamma(\text{dark}) &= 4.8 \times 10^{-6} (\text{RH})^{-0.61} \quad (\text{RH} = 1.4 \times 10^{-4} \text{ to } 10.5\%) \\ \gamma(\text{UV}) &= 1.7 \times 10^{-5} (\text{RH})^{-0.44} \quad (\text{RH} = 1.4 \times 10^{-4} \text{ to } 35.4\%)\end{aligned}$$

The same authors published similar results for HONO reactive uptake on Fe₂O₃ and Arizona Test Dust.¹

Given results from only one laboratory and no information on α -alumina surfaces, no uptake coefficient values are recommended.

[Back to Table](#)

- (1) El Zein, A.; Romanias, M. N.; Bedjanian, Y. Kinetics and products of heterogeneous reactions of HONO with Fe₂O₃ and Arizona test dust. *Environ. Sci. Technol.* **2013**, *47*, 6325-6331, doi:10.1021/es400794c.
- (2) Romanias, M. N.; El Zein, A.; Bedjanian, Y. Reactive uptake of HONO on aluminum oxide surface. *J. Photochem. Photobiol. A: Chem.* **2012**, *250*, 50-57, doi:10.1016/j.photochem.2012.09.018.

- 53. HNO₃ + NaCl(s) and NaCl(aq).** Recommendation is based on an average of the values of Hoffman et al.,⁸ Ghosal and Hemminger,⁶ the data of Davies and Cox³ as revised by Ghosal and Hemminger⁶ using their model for surface reactivation, and the single crystal data of Leu et al.¹² Hoffman et al.⁸ used less than a single layer of particles so that diffusion into the underlying layers is not a factor to obtain an initial value of $\gamma_0 = (2.3 \pm 1.9) \times 10^{-3}$ (2σ). This is consistent within the combined experimental errors with a value of $(1.3 \pm 0.6) \times 10^{-3}$ determined from the formation of nitrate on the surface of single crystal (100) NaCl by Ghosal and Hemminger,⁶ and with a value of 1.1×10^{-3} from application of the Ghosal and Hemminger model to the Davis and Cox data.³ Ghosal and Hemminger suggest that the value could be as high as 5×10^{-3} for NaCl powders that have more steps and edges that hold SAW.⁷ At longer reaction times, the steady-state value⁸ is a factor of two smaller, $\gamma = 1 \times 10^{-3}$. The reaction is hypothesized to occur both on dry terraces, which saturate rapidly, and on steps and edges that hold surface-adsorbed water. The water acts to recrystallize the product NaNO₃ so that the surface does not passivate during the reaction at atmospherically relevant HNO₃ pressures. This model, developed and modified by several research groups^{2,3,6,8} brings together most of the seemingly disparate measurements of the reaction probability made using a variety of techniques including flow tubes,³ Knudsen cells,^{2,4,5,8} and XPS studies of nitrate formation on single crystals.^{6,7,17} The only gas phase product observed is HCl, with a yield that is within experimental error of 100%. The higher value of $(1.3 \pm 0.4) \times 10^{-2}$ of Leu et al.¹² was obtained by correcting even larger measured values using a pore diffusion model;^{9,10} the corrections were typically in the range of a factor of 4–6. On single crystal NaCl where such corrections were not necessary, Leu et al.¹² measured a value of $(2.4 \pm 0.6) \times 10^{-3}$. A value of $(4 \pm 1) \times 10^{-2}$ was measured using a molecular diffusion tube technique by Koch et al.¹¹ The corrected value of $(8.7 \pm 1.4) \times 10^{-5}$ reported by Zangmeister and Pemberton^{18,19} using Raman spectroscopy to follow the nitrate formed on the surface is lower than the other values likely because a much higher HNO₃ concentration was used ($\sim 10^{18} \text{ cm}^{-3}$), which would lead to a

larger coverage of the surface by the recrystallized NaNO₃ product and passivation of much of the NaCl surface.

Abbatt and Waschewsky¹ measured the loss of gas-phase HNO₃ in a flow tube containing deliquesced 1–5 μm NaCl particles (75% RH) and obtained a lower limit to the uptake coefficient for HNO₃ of 0.2 on unbuffered NaCl. Stemmler et al.¹⁵ report a value of 0.5 ± 0.2 for the initial uptake coefficient on deliquesced particles at 60% RH. Tolocka et al.¹⁶ followed the reaction of HNO₃ with 100–220 nm NaCl particles at 80% RH using single particle MS to measure the Cl⁻/NO₃⁻ ratio; the uptake coefficient for 100 nm particles was $(4.9 \pm 2.7) \times 10^{-3}$ and increased with droplet size. Saul et al.¹⁴ have extended the Tolocka et al. work, by studying the reaction over a wide range of relative humidities, both above and below the efflorescence point. Uptake coefficients on the mixed nitrate-chloride particles reach a maximum of 0.12 or so at 50% RH, decreasing at both higher and lower RHs. The presence of hygroscopic MgCl₂ increases the uptake coefficient at low RHs, where the particles may remain liquid. Liu et al.¹³ using static particles probed spectroscopically determine the maximum uptake coefficients to be 0.2 (uncertainty a factor of three), also close to 50% RH, decreasing at higher and lower RHs. The combination of these studies shows that the initial uptake of HNO₃ into solution is fast, with $\gamma_0 > 0.2$; as the solution becomes acidified, HCl is expelled as the gaseous product. The uptake coefficient may decrease when the reaction proceeds on processed particles, where a large amount of nitrate has built up. In such cases, the maximum reactivity is at close to 50% RH. Note that the Stemmler et al.¹⁵ study illustrated that monolayer coverages of long-chain surfactants can reduce the initial uptake coefficient by over an order of magnitude.

[Back to Table](#)

- (1) Abbatt, J. P. D.; Waschewsky, G. C. G. Heterogeneous interactions of HOBr, HNO₃, O₃, and NO₂ with deliquescent NaCl aerosols at room temperature. *J. Phys. Chem. A* **1998**, *102*, 3719-3725.
- (2) Beichert, P.; Finlayson-Pitts, B. J. Knudson cell studies of the uptake of gaseous HNO₃ and other oxides of nitrogen on solid NaCl. The role of surface absorbed water. *J. Phys. Chem.* **1996**, *100*, 15218-15228.
- (3) Davies, J. A.; Cox, R. A. Kinetics of the heterogeneous reaction of HNO₃ with NaCl: Effect of water vapor. *J. Phys. Chem. A* **1998**, *102*, 7631-7642.
- (4) Fenter, F. F.; Caloz, F.; Rossi, M. J. Kinetics of nitric acid uptake by salt. *J. Phys. Chem.* **1994**, *98*, 9801-9810, doi:10.1021/j100090a014.
- (5) Fenter, F. F.; Caloz, F.; Rossi, M. J. Heterogeneous kinetics of N₂O₅ uptake on salt, with a systematic study of the role of surface presentation (for N₂O₅ and HNO₃). *J. Phys. Chem.* **1996**, *100*, 1008-1019.
- (6) Ghosal, S.; Hemminger, J. C. Effect of water on the HNO₃ pressure dependence of the reaction between gas-phase HNO₃ and NaCl surfaces. *J. Phys. Chem. A* **1999**, *103*, 4777-4781.
- (7) Ghosal, S.; Hemminger, J. C. Surface adsorbed water on NaCl and its effect on nitric acid reactivity with NaCl powders. *J. Phys. Chem. B* **2004**, *108*, 14102-14108, doi:10.1021/jp047774c.
- (8) Hoffman, R. C.; Kaleuati, M.; Finlayson-Pitts, B. J. Knudsen cell studies of the reaction of gaseous HNO₃ with NaCl using less than a single layer of particles at 298 K: A modified mechanism. *J. Phys. Chem. A* **2003**, *107*, 7818-7826, doi:10.1021/jp030611o.
- (9) Keyser, L. F.; Leu, M.-T.; Moore, S. B. Comment on porosities of ice films used to simulate stratospheric cloud surfaces. *J. Phys. Chem.* **1993**, *97*, 2800-2801.
- (10) Keyser, L. F.; Moore, S. B.; Leu, M. T. Surface reaction and pore diffusion in flow tube reactors. *J. Phys. Chem.* **1991**, *95*, 5496-5502.
- (11) Koch, T. G.; vandenBergh, H.; Rossi, M. J. A molecular diffusion tube study of N₂O₅ and HONO₂ interacting with NaCl and KBr at ambient temperature. *Phys. Chem. Chem. Phys.* **1999**, *1*, 2687-2694.
- (12) Leu, M.-T.; Timonen, R. S.; Keyser, L. F.; Yung, Y. L. Heterogeneous reactions of HNO₃(g) + NaCl(s) HCl(g) + NaNO₃(s) and N₂O₅(g) + NaCl(s) ClNO₂(g) + NaNO₃(s). *J. Phys. Chem.* **1995**, *99*, 13203-13212, doi:10.1021/j100035a026.
- (13) Liu, Y.; Cain, J. P.; Wang, H.; Laskin, A. Kinetic study of heterogeneous reaction of deliquesced NaCl particles with gaseous HNO₃ using particle-on-substrate stagnation flow reactor approach. *J. Phys. Chem. A* **2007**, *111*, 10026-10043, doi:10.1021/jp072978p.
- (14) Saul, T. D.; Tolocka, M. P.; Johnston, M. V. Reactive uptake of nitric acid onto sodium chloride aerosols across a wide range of relative humidities. *J. Phys. Chem. A* **2006**, *110*, 7614-7620, doi:10.1021/jp060639a.
- (15) Stemmler, K.; Vlasenko, A.; Guimbaud, C.; Ammann, M. The effect of fatty acid surfactants on the uptake of nitric acid to deliquesced NaCl aerosol. *Atmos. Chem. Phys.* **2008**, *8*, 5127-5141.

- (16) Tolocka, M.; Saul, T. D.; Johnston, M. V. Reactive uptake of nitric acid into aqueous sodium chloride droplets using real-time single-particle mass spectrometry. *J. Phys. Chem. A* **2004**, *108*, 2659-2665, doi:10.1021/jp036612y.
- (17) Vogt, R.; Finlayson-Pitts, B. F. Tropospheric HONO and reactions of oxides of nitrogen with NaCl. *Geophys. Res. Lett.* **1994**, *21*, 2291-2294.
- (18) Zangmeister, C. D.; Pemberton, J. E. Raman spectroscopy of the reaction of sodium chloride with nitric acid: Sodium nitrate growth and the effect of water exposure. *J. Phys. Chem. A* **2001**, *105*, 3788-3795, doi:10.1021/jp003374n.
- (19) Zangmeister, C. D.; Pemberton, J. E. Raman spectroscopy of the reaction of sodium chloride with nitric acid: Sodium nitrate growth and effect of water exposure. *J. Phys. Chem. A* **2004**, *108*, 236, doi:10.1021/jp0214357.

54. HNO₃ + NaBr and KBr. Fenter et al.¹ reported that the value of γ for uptake of HNO₃ on NaCl, NaBr, KBr and KCl was the same, $(2.8 \pm 0.3) \times 10^{-2}$, independent of sample mass. Koch et al.² reported an uptake coefficient of HNO₃ on KBr of $(2 \pm 1) \times 10^{-2}$ using a molecular diffusion tube technique. As discussed in Note 7, integration of the results of an extensive series of studies in different laboratories using different techniques, uptake coefficients for HNO₃ on NaCl give a value for the HNO₃-NaCl reaction that is smaller than measured in the Fenter et al.¹ and Koch et al.² studies. These values for KBr may therefore be upper limits. Leu et al.³ reported a value that is an order of magnitude smaller, $(2.8 \pm 0.5) \times 10^{-3}$ after applying large corrections (about an order of magnitude) for pore diffusion; the average uncorrected value using the geometric area was 0.027.

[Back to Table](#)

- (1) Fenter, F. F.; Caloz, F.; Rossi, M. J. Kinetics of nitric acid uptake by salt. *J. Phys. Chem.* **1994**, *98*, 9801-9810, doi:10.1021/j100090a014.
- (2) Koch, T. G.; vandenBergh, H.; Rossi, M. J. A molecular diffusion tube study of N₂O₅ and HONO₂ interacting with NaCl and KBr at ambient temperature. *Phys. Chem. Chem. Phys.* **1999**, *1*, 2687-2694.
- (3) Leu, M.-T.; Timonen, R. S.; Keyser, L. F. Kinetics of the heterogeneous reaction HNO₃(g) + NaBr(s) \square HBr(g) + NaNO₃(s). *J. Phys. Chem. A* **1997**, *101*, 278-282.

55. HNO₃ + sea salt. The uptake coefficient for HNO₃ on synthetic sea salt¹ is much larger than that on NaCl, which is attributed to the very hygroscopic nature of sea salt due to such components as the magnesium chloride and its hydrates (see Note on O₃ + sea salt). De Haan and Finlayson-Pitts¹ reported initial uptake coefficients of γ_0 in the range of 0.07 to 0.75 and steady state values in the range of 0.03 to 0.25; these were measured using salt layers from 2 layers to 10³ layers. The initial uptake coefficient on MgCl₂·6H₂O was ≥ 0.4 and the steady-state value > 0.1 . At these high uptake values, the correction for diffusion into underlying layers is expected to be small. The large uptake coefficient on sea salt is consistent with the values measured for uptake on concentrated aqueous solutions of NaCl and the high water content of the surface of sea salt (see O₃ + seasalt Note above). The yield of HCl was within experimental error of 100%. Guimbaud et al.² measured the uptake coefficient of HNO₃ on 70 nm supersaturated sea-salt particles (deliquesced particles held at 55% RH) to be 0.50 ± 0.20 ; they concluded that this was the mass accommodation coefficient.

[Back to Table](#)

- (1) De Haan, D. O.; Finlayson-Pitts, B. J. Knudsen cell studies of the reaction of gaseous nitric acid with synthetic sea salt at 298 K. *J. Phys. Chem. A* **1997**, *101*, 9993-9999.
- (2) Guimbaud, C.; Arens, F.; Gutzwiller, L.; Gäggeler, H. W.; Ammann, M. Uptake of HNO₃ to deliquescent sea-salt particles: a study using short-lived radioactive isotope tracer ¹³N. *Atmos. Chem. Phys.* **2002**, *2*, 249-257.

56. HNO₃ + Al₂O₃. Börensén et al.¹ used diffuse reflectance FTIR observations to show that HNO₃ reacts with surface hydroxyl groups on γ -alumina at 299 K to produce surface bonded nitrate, while Goodman et al. reported similar observations for α -alumina at 296 K.² Goodman et al.² also observed that higher relative humidity lead to higher HNO₃ uptake. They integrated their nitrate absorbance feature to yield a time averaged uptake coefficient of $(4 \pm 1) \times 10^{-8}$.² Underwood et al.⁵ report a linear mass dependent, BET corrected γ_0 for α -alumina at 295 K of $(9.7 \pm 0.5) \times 10^{-5}$. Hanisch and Crowley also measured liner mass

dependent γ_{os} on α -alumina (at 298 K) for four particle sizes, which yielded an average value of 0.133 ± 0.033 .³ They argue that the lack of variance of γ_{os} on a large range of particle sizes and masses indicate that the BET correction to the geometrical surface area is not required. They also measured γ_{o} for an unpolished single crystal of $(1.6 \pm 1.4) \times 10^{-3}$ and smaller values on polished single crystals, showing the higher density of surface defect sites on small amorphous particle are critical for their high reactive active uptake coefficients. The recommendation is based on the Hanisch and Crowley data and analyses for particulate samples.³ Seisel et al.,⁴ used Knudsen cell uptake experiments at 298 K to measure an initial uptake (γ_{o}) value of 0.13 ± 0.02 for γ -alumina with HNO_3 vapor concentrations of $\sim 10^{11} \text{ cm}^{-3}$. Lower values of γ were observed for higher nitric acid partial pressures; water vapor was observed as a product. They also performed DRIFTS experiments that yielded a mean uptake coefficient for surface nitrate formation of $(7.7 \pm 0.8) \times 10^{-3}$ at 298 K.

[Back to Table](#)

- (1) Borensen, C.; Kirchner, U.; Scheer, V.; Vogt, R.; Zellner, R. Mechanism and kinetics of the reactions of NO_2 or HNO_3 with alumina as a mineral dust model compound. *J. Phys. Chem. A* **2000**, *104*, 5036-5045, doi:10.1021/jp994170d.
- (2) Goodman, A. L.; Bernard, E. T.; Grassian, V. H. Spectroscopic study of nitric acid and water adsorption on oxide particles: Enhanced nitric acid uptake kinetics in the presence of adsorbed water. *J. Phys. Chem. A* **2001**, *105*, 6443-6457, doi:10.1021/jp003722l.
- (3) Hanisch, F.; Crowley, J. N. Heterogeneous reactivity of gaseous nitric acid on Al_2O_3 , CaCO_3 , and atmospheric dust samples: A Knudsen cell study. *J. Phys. Chem. A* **2001**, *105*, 3096-3106.
- (4) Seisel, S.; Borensen, C.; Vogt, R.; Zellner, R. The heterogeneous reaction of HNO_3 on mineral dust and γ -alumina surfaces: a combined Knudsen cell and DRIFTS study. *Phys. Chem. Chem. Phys.* **2004**, *6*, 5498-5508, doi:10.1039/b410793d.
- (5) Underwood, G. M.; Li, P.; Al-Abadleh, H. A.; Grassian, V. H. A Knudsen cell study of the heterogeneous reactivity of nitric acid on oxide and mineral dust particles. *J. Phys. Chem. A* **2001**, *105*, 6609-6620, doi:10.1021/jp002223h.

57. $\text{HO}_2\text{NO}_2 + \text{HCl}$ on $\text{H}_2\text{SO}_4 \cdot n\text{H}_2\text{O}(\text{l})$. Zhang et al.¹ performed wetted-wall flow-reactor studies with HCl and HO_2NO_2 partial pressures in the 10^{-6} to 10^{-7} Torr range. Using chemical ionization mass spectrometry (CIMS) to detect expected reaction products, no Cl_2 (using SF_4^- as an analyte ion) or HOCl (using F^-) was detected over a temperature range of 200–225 K and an acid concentration range of 50–70 wt% H_2SO_4 . An upper limit for the reactive uptake coefficient for HO_2NO_2 reacting with HCl of $\gamma < 1 \times 10^{-4}$ was deduced.

[Back to Table](#)

- (1) Zhang, R.; Leu, M.-T.; Keyser, L. F. Heterogeneous chemistry of HO_2NO_2 in liquid sulfuric acid. *J. Phys. Chem. A* **1997**, *101*, 3324-3330.

58. $\text{NH}_3 + \text{H}_2\text{SO}_4 \cdot n\text{H}_2\text{O}$. Robbins and Cadle,⁶ Huntzicker et al.,⁴ McMurry et al.,⁵ and Daumer et al.¹ all studied NH_3 uptake by sulfuric acid aerosols in near room temperature flow reactors ($T = 281\text{--}300 \text{ K}$). Uptake coefficients varied between 0.1 and 0.5. Rubel and Gentry⁷ used levitated H_3PO_4 acid droplets to show that heterogeneous reaction does control the initial NH_3 uptake on strong acid solutions. Both Rubel and Gentry and Däumer et al. also explored the effect of organic surface coatings. Swartz et al.⁸ used a droplet train flow reactor to measure reactive uptake coefficients on 20 to 70 wt% acid over a temperature range from 248 to 288 K. Measured uptake coefficients varied from 1.0 at 55 wt% and above to 0.3 at 20 wt% and drop off smoothly to the pure water results reported by the same group, as well as other droplet train flow reactor and coaxial jet uptake studies.⁹ Hanson and Kosciuch² used an aerosol flow reactor to measure reactive uptake coefficients at room temperature (287 to 297 K) from 15 to 65 wt%. While the data have a fair amount of scatter, taken as a whole they are consistent with $\gamma = 1$ over the whole range of acid concentrations. There is no obvious reason for the discrepancy between the 15 to ~45 wt% results from Swartz et al.⁸ and Hanson and Kosciuch,² the two groups have discussed conceivable issues at length in print⁹ and Hanson and Kosciuch.³

[Back to Table](#)

- (1) Daumer, B.; Nissner, R.; Klockow, D. Laboratory studies of the influence of their organic films on the neutralization reaction of H_2SO_4 aerosol with ammonia. *J. Aerosol Sci.* **1992**, *23*, 315-325.
- (2) Hanson, D.; Kosciuch, E. The NH_3 mass accommodation coefficient for uptake onto sulfuric acid solutions. *J. Phys. Chem. A* **2003**, *107*, 2199-2208, doi:10.1021/jp021570j.

- (3) Hanson, D.; Kosciuch, E. Reply to “Comment on “The NH₃ mass accommodation coefficient for uptake onto sulfuric acid solutions”. *J. Phys. Chem. A* **2003**, *108*, 5849-5851.
- (4) Huntzicker, J. J.; Cary, R. A.; Ling, C.-S. Neutralization of sulfuric acid aerosols by ammonia. *Environ. Sci. Technol.* **1980**, *14*, 819-824.
- (5) McMurry, P. H.; Takano, H.; Anderson, G. R. Study of the ammonia (gas) - sulfuric acid (aerosol) reaction rate. *Environ. Sci. Technol.* **1983**, *17*, 347-357.
- (6) Robbins, R. C.; Cadle, R. D. Kinetics of the reaction between gaseous ammonia and sulfuric acid droplets in an aerosol. *J. Phys. Chem.* **1958**, *62*, 469-471, doi:10.1021/j150562a025.
- (7) Rubel, G. O.; Gentry, J. W. Investigation of the reaction between single aerosol acid droplets and ammonia gas. *J. Aerosol Sci.* **1984**, *15*, 661-671.
- (8) Swartz, E.; Shi, Q.; Davidovits, P.; Jayne, J. T.; Worsnop, D.; Kolb, C. E. Uptake of gas-phase ammonia. 2. Uptake by sulfuric acid surfaces. *J. Phys. Chem. A* **1999**, *103*, 8824-8833.
- (9) Worsnop, D. R.; Williams, L. R.; Kolb, C. E.; Mozurkewich, M.; Gershenson, M.; Davidovits, P. Comment on “The NH₃ mass accommodation coefficient for uptake onto sulfuric acid solution”. *J. Phys. Chem. A* **2004**, *108*, 8546-8548, doi:10.1021/jp036519+.

59. CO₂ + Al₂O₃(s). Parkyns¹ and Szanyi and Kwak² each report FTIR studies of CO₂ chemisorbed on γ -alumina surfaces annealed at temperatures up to ~800 K. They report that CO₂ can react with the HO-Al surface sites of γ -alumina at room temperature to form adsorbed bicarbonate structures. They also show that the surface OH on γ -alumina can be eliminated by calcination of the alumina surfaces at temperatures near 800 K. Adsorbed CO₂ on the dehydroxylated γ -alumina forms weakly bound carbonate species. No kinetic uptake data are available for CO₂ uptake.

[Back to Table](#)

- (1) Parkyns, N. D. The influence of thermal pretreatment on the infrared spectrum of carbon dioxide adsorbed on alumina. *J. Phys. Chem.* **1971**, *75*, 526-531.
- (2) Szanyi, J.; Kwak, J. H. Dissecting the steps of CO₂ reduction: 1. The interaction of CO and CO₂ with γ -Al₂O₃: an *in situ* FTIR study. *Phys. Chem. Chem. Phys.* **2014**, *16*, 15117-15125, doi:10.1039/c4cp00616j.

60. H₂CO + Al₂O₃(s). Carlos-Cueller et al.¹ reported Knudsen cell studies that determined γ_0 values for oxygenated volatile organic compounds (VOCs) at 295 K. They measured a γ_0 on α -alumina for formaldehyde of $(7.7 \pm 0.3) \times 10^{-5}$, based on BET surface areas and the KML² correction for porosity; relatively “sticky” formaldehyde may not access the full BET surface and thus γ_0 may be underestimated. Xu et al.³ used a DRIFTS Reactor with γ -Al₂O₃ surfaces over a temperature range of 84–573 K and a RH range of 0–80%. BET and geometric surface areas were used to calculate initial uptake coefficients. Formaldehyde uptake was independent of gas phase O₂ over the studied range ($0.18\text{--}730 \times 10^{13} \text{ cm}^{-3}$); uptake was negatively correlated with RH. Surface analyses included FTIR, X-ray Diffraction and SEM. The initial surface product is dioxymethylene that is oxidized to formate, with reaction order of 0.74 ± 0.05 . Polyoxymethylene is a secondary adsorbed product. Reactive uptake saturates active surface sites so initial γ_0 values are reported for both geometric and BET surface areas. For T = 298 K, $\gamma_0(\text{Geo}) = (3.6 \pm 0.8) \times 10^{-4}$ and $\gamma_0(\text{BET}) = (1.4 \pm 0.31) \times 10^{-8}$ (T = 298 K, RH = 0); $\gamma_0(\text{BET}, 298 \text{ K})$ decreases approximately a factor of 2 as RH increases from 0 to 80%; $\gamma_0(\text{BET}, 0 \text{ RH})$ increases irregularly by approximately a factor of 3 as T increases from 273 to 373 K. The Xu et al. room temperature BET value for γ -Al₂O₃ is ~5000 lower than the Carlos-Cueller et al. value for α -alumina. It is unclear how much of this is due to systematic error in one or both experiments and how much is due to different surface properties for the two alumina phases. Given the available data an upper limit of $\gamma_0 < 5 \times 10^{-4}$ over the temperature range of 270–300 K is estimated for both phases.

[Back to Table](#)

- (1) Carlos-Cuellar, S.; Li, P.; Christensen, A. P.; Krueger, B. J.; Burrichter, C.; Grassian, V. H. Heterogeneous uptake kinetics of volatile organic compounds on oxide surfaces using a Knudsen cell reactor: Adsorption of acetic acid, formaldehyde, and methanol on α -Fe₂O₃, α -Al₂O₃, and SiO₂. *J. Phys. Chem. A* **2003**, *107*, 4250-4261, doi:10.1021/jp0267609.
- (2) Keyser, L. F.; Leu, M.-T. Surface areas and porosities of ices used to simulate stratospheric clouds. *J. Colloid Interface Sci.* **1993**, *155*, 137-145.
- (3) Xu, B.; Shang, J.; Zhu, T.; Tang, X. Heterogeneous reaction of formaldehyde on the surface of γ -Al₂O₃ particles. *Atmos. Environ.* **2011**, *45*, 3569-3575, doi:10.1016/j.atmosenv.2011.03.067.

61. **CH₃OH + H₂SO₄·nH₂O(l) and H₂SO₄·mHNO₃·nH₂O(l).** Van Loon and Allen² report spectroscopic observations at 293 K for 0 to 96.5 wt% H₂SO₄ exposed to methanol vapor. They observed rapid surface adsorption and saturation, followed by slower bulk absorption. For acid concentrations between 47.1 and 63.3 wt% they observed surface reaction between methanol and sulfuric acid that formed methyl hydrogen sulfate, CH₃SO₄H. Iraci et al.¹ used infrared spectroscopy to monitor the production of gas phase methyl nitrate, CH₃ONO₂, from the bulk reaction of ternary sulfuric acid/nitric acid/water solutions with 0.00005–0.005 M CH₃OH in 50.5 to 63.6 wt% H₂SO₄ with 0.03–0.21 M HNO₃ between 278.2 and 328.6 K. Within this range methyl nitrate production increased linearly with methanol and nitric acid concentration and exponentially with sulfuric acid concentration. At high acid concentrations nitric acid reacts with protons to form water and the nitronium ion, NO₂⁺; methyl nitrate production was observed to be proportional to the NO₂⁺ concentration indicating it was the nitrating agent.

[Back to Table](#)

- (1) Iraci, L. T.; Riffel, B. G.; Robinson, C. B.; Michelsen, R. R.; Stephenson, R. M. The acid catalyzed nitration of methanol: formation of methyl nitrate via aerosol chemistry. *J. Atmos. Chem.* **2007**, *58*, 253-266, doi:10.1007/s10874-007-9091-9.
- (2) Van Loon, L.; Allen, H. C. Uptake and surface reaction of methanol by sulfuric acid solutions investigated by vibrational sum frequency generation and Raman spectroscopies. *J. Phys. Chem. A* **2008**, *112*, 7873 (7878), doi:10.1021/jp712134s.

62. **CH₃OH + Al₂O₃(s).** Carlos-Cueller et al.¹ reported Knudsen cell studies that determined γ_o values for oxygenated volatile organic compounds (VOCs) at 295 K. They measured γ_o on α -alumina for methanol of $(1.0 \pm 0.7) \times 10^{-4}$, based on BET surface areas and the KML² correction for porosity. Since data is only available from a single laboratory using only a single method, an upper limit of $\gamma_o < 3 \times 10^{-4}$ is recommended for α -Al₂O₃.

[Back to Table](#)

- (1) Carlos-Cuellar, S.; Li, P.; Christensen, A. P.; Krueger, B. J.; Burrichter, C.; Grassian, V. H. Heterogeneous uptake kinetics of volatile organic compounds on oxide surfaces using a Knudsen cell reactor: Adsorption of acetic acid, formaldehyde, and methanol on α -Fe₂O₃, α -Al₂O₃, and SiO₂. *J. Phys. Chem. A* **2003**, *107*, 4250-4261, doi:10.1021/jp0267609.
- (2) Keyser, L. F.; Leu, M.-T. Surface areas and porosities of ices used to simulate stratospheric clouds. *J. Colloid Interface Sci.* **1993**, *155*, 137-145.

63. **HC(O)OH + Al₂O₃(s).** Tong and co-workers^{3,4} used a DRIFTS reactor to investigate the uptake of formic acid on beds of α -Al₂O₃ particles; surface areas were estimated with BET measurements as well by geometric sample area. Their initial study³ reported γ (BET) and γ (Geo) for formic, acetic and propionic acids on α -Al₂O₃ at 300 K over a RH range (0–90%). For RH(0) they reported:

Acid	γ (BET)	γ (Geo)
HC(O)OH	$(2.37 \pm 0.30) \times 10^{-7}$	$(2.07 \pm 0.26) \times 10^{-3}$
CH ₃ C(O)OH	$(5.99 \pm 0.78) \times 10^{-7}$	$(5.00 \pm 0.69) \times 10^{-3}$
CH ₃ CH ₂ C(O)OH	$(3.03 \pm 0.52) \times 10^{-7}$	$(3.04 \pm 0.63) \times 10^{-3}$

It is likely that γ (BET) underestimates the true uptake coefficient since organic acids adsorb and react before penetrating some pores and that γ (Geo) overestimates uptake rates. The effect of relative humidity on the HC(O)OH uptake co-efficients is modest, with a slight (~10%) rise between RH(0) and RH(20%) and then a gradual fall off (~33%) between RH(20%) and RH(95%). A second publication by Tong and co-workers⁴ focused on the effects of temperature on uptake rate. For RH(0) they measured a modest increase (less than a factor of two) as T decreases from 298 to 240 K:

T (K)	γ (BET)	γ (Geo)
298	$(1.34 \pm 0.02) \times 10^{-6}$	$(2.35 \pm 0.03) \times 10^{-3}$
285	$(1.52 \pm 0.04) \times 10^{-6}$	$(2.65 \pm 0.07) \times 10^{-3}$
277	$(1.70 \pm 0.03) \times 10^{-6}$	$(2.98 \pm 0.03) \times 10^{-3}$
273	$(1.77 \pm 0.01) \times 10^{-6}$	$(3.09 \pm 0.03) \times 10^{-3}$
263	$(1.96 \pm 0.02) \times 10^{-6}$	$(3.43 \pm 0.04) \times 10^{-3}$
250	$(2.22 \pm 0.02) \times 10^{-6}$	$(3.89 \pm 0.03) \times 10^{-3}$

Note that their earlier $\gamma(\text{Geo})$ for room temperature and RH(0) of $(2.07 \pm 0.26) \times 10^{-3}$ is in good agreement with the value of $(2.35 \pm 0.03) \times 10^{-3}$ reported in Wu et al.;⁴ however, their later room temperature $\gamma(\text{BET})$ value is more than a factor of five larger than their earlier value, calling into question the reliability of BET surface area determinations. Infrared spectra indicated surface enhanced crystallization of HCOOH at lower temperatures as well reaction with surface hydroxyl groups to form formate. Based on these data only an upper limit of $\gamma_o < 0.01$ is recommended for $\alpha\text{-Al}_2\text{O}_3$.

Rubasinghege et al.² used a Quartz Crystal Microbalance (QCM) and Attenuated Total Reflectance FTIR (ATR-FTIR) to characterize total HC(O)OH uptake and surface reactions on $\gamma\text{-Al}_2\text{O}_3$, SiO_2 and kaolinite surfaces at T (298 K) and RH (<1%); no kinetic data was presented. They observed both reversible and irreversible adsorption of HC(O)OH on $\gamma\text{-Al}_2\text{O}_3$. Adsorbed water, controlled by RH, increases the irreversible uptake of HC(O)OH. The resulting layer of adsorbed formate decreases the surface hydrophilicity, decreasing the amount of water uptake. Raun et al.¹ report a density functional simulation of HC(O)OH interacting with an $\alpha\text{-Al}_2\text{O}_3$ (0001) surface, presenting adsorbate dissociation pathways and estimating the energy barrier for dehydration reactions.

[Back to Table](#)

- (1) Ruan, M.; Hou, H.; Li, W.; Wang, B. Theoretical study of the adsorptive/dissociation reactions of formic acid on the $\alpha\text{-Al}_2\text{O}_3$ (0001) surface. *J. Phys. Chem. C* **2014**, *118*, 20889-20898, doi:10.1021/jp504542n.
- (2) Rubasinghege, G.; Ogden, S.; Baltrusaitis, J.; Grassian, V. H. Heterogeneous uptake and adsorption of gas-phase formic acid on oxide and clay particle surfaces: The roles of surface hydroxyl groups and adsorbed water in formic acid adsorption and the impact of formic acid adsorption on water uptake. *J. Phys. Chem. A* **2013**, *112*, 11316-11327, doi:10.1021/jp408169w.
- (3) Tong, S. R.; Wu, L. Y.; Ge, M. F.; Wang, W. G.; Pu, Z. F. Heterogeneous chemistry of monocarboxylic acids on $\alpha\text{-Al}_2\text{O}_3$ at different relative humidities. *Atmos. Chem. Phys.* **2010**, *10*, 7561-7574, doi:10.5194/acp-10-7561-2010.
- (4) Wu, L.-Y.; Tong, S.-R.; Hou, S.-Q.; Ge, M.-F. Influence of temperature on the heterogeneous reaction of formic acid on $\alpha\text{-Al}_2\text{O}_3$. *J. Phys. Chem. A* **2012**, *116*, 10390-10396, doi:10.1021/jp3073393.

- 64. $\text{CH}_3\text{CH}_2\text{OH} + \text{H}_2\text{SO}_4 \cdot n\text{H}_2\text{O}$.** Timonen and Leu² used a trough flow reactor to measure uptake coefficients for ethanol on 41.1 to 79.3 wt% H_2SO_4 , for selected temperatures between 193 to 273 K, but primarily for temperatures from 203 to 258 K. Uptake coefficients for 70.3–79.3 wt% acid showed little temperature variation, starting at ~0.07 for 203 K and falling to 0.05 to 0.06 above 250 K, while uptake coefficients for 41.1 to 64.1 wt% started at ~0.07 at 203 K and decreased to about 0.02 at 233 K for 41.1 wt% 1, to ~0.03 at 243 K for 54.4 wt% and ~0.035 at 253 K for 64.1 wt%. Uptake was only partially reversible, so it was attributed to both physical and reactive processes, making the reported uptake coefficients as upper limits for γ . The authors attributed the reactive portion of the uptake to esterification reactions, forming ethyl hydrogen sulfate and diethyl sulfate, and saw some mass spectral evidence for these products when they mixed ethanol with 80 wt% acid in their reactor at 296 K. Michelsen et al.¹ found no evidence for ethyl hydrogen sulfate in Knudsen cell ethanol uptake experiments for 39–76 wt% H_2SO_4 over a 209–237K temperature range, so the extent of reaction for low temperature acid solutions remains uncertain. Timonen and Leu suggest that at low ethanol vapor fluxes surface reactivity may be important.

[Back to Table](#)

- (1) Michelsen, R. R.; Staton, S. J. R.; Iraci, L. T. Uptake and dissolution of gaseous ethanol in sulfuric acid. *J. Phys. Chem. A* **2006**, *110*, 6711-6717, doi:10.1021/jp056234s.
- (2) Timonen, R. S.; Leu, M.-T. Interaction of ethyl alcohol vapor with sulfuric acid solutions. *J. Phys. Chem. A* **2006**, *110*, 6660-6666, doi:10.1021/jp055810h.

- 65. $\text{CH}_3\text{C(O)OH} + \text{Al}_2\text{O}_3(\text{s})$.** Carlos-Cueller et al.¹ reported Knudsen cell studies that determined γ_o values for oxygenated volatile organic compounds (VOCs) at 295 K. They measured a γ_o on α -alumina for acetic acid of $(2 \pm 1) \times 10^{-3}$, based on BET surface areas and the KML² correction for porosity; “sticky“ acetic acid may not access the full BET surface and thus γ_o may be underestimated. Tong et al.³ used a DRIFTS

reactor to investigate the uptake of acetic acid on beds of α -Al₂O₃ particles at 300 K; surface areas were estimated with BET measurements as well by geometric sample area. For RH(0) they reported $\gamma(\text{BET}) = (5.99 \pm 0.78) \times 10^{-7}$ and $\gamma(\text{Geo}) = (5.00 \pm 0.69) \times 10^{-3}$; this $\gamma(\text{BET})$ is over 3000 times smaller than that reported by Carlos-Cueller et al.¹ Given the disparity between the two values only an upper limit of $\gamma_0 < 0.02$ for α -Al₂O₃ is recommended.

[Back to Table](#)

- (1) Carlos-Cuellar, S.; Li, P.; Christensen, A. P.; Krueger, B. J.; Burrichter, C.; Grassian, V. H. Heterogeneous uptake kinetics of volatile organic compounds on oxide surfaces using a Knudsen cell reactor: Adsorption of acetic acid, formaldehyde, and methanol on α -Fe₂O₃, α -Al₂O₃, and SiO₂. *J. Phys. Chem. A* **2003**, *107*, 4250-4261, doi:10.1021/jp0267609.
- (2) Keyser, L. F.; Leu, M.-T. Surface areas and porosities of ices used to simulate stratospheric clouds. *J. Colloid Interface Sci.* **1993**, *155*, 137-145.
- (3) Tong, S. R.; Wu, L. Y.; Ge, M. F.; Wang, W. G.; Pu, Z. F. Heterogeneous chemistry of monocarboxylic acids on α -Al₂O₃ at different relative humidities. *Atmos. Chem. Phys.* **2010**, *10*, 7561-7574, doi:10.5194/acp-10-7561-2010.

66. CH₃CHO + H₂SO₄·nH₂O. Knudsen cell uptake measurements are reported by Michelsen et al.³ for 38.5–76.2 wt% H₂SO₄ over a temperature range of 211–241 K, with evidence of reactive uptake for some temperatures in the 38.5–66.3 wt% H₂SO₄ range. Using a rotating wetted-wall flow reactor Esteve and Nozière² measured small, probably solubility constrained, uptake coefficients at 298 ± 3 K for 96 wt% and 89.4 wt% of 9.4×10^{-6} and 4.2×10^{-7} , respectively. Michelsen et al. found uptake over the 211–241 K temperature range was controlled by Henry's law solubility, and had a complex dependence on acid concentration due to competition among the reversible bulk phase processes of physical dissolution, hydration to form the gem diol, protonation and enolization, all of which affect H*. They also saw evidence for aldol condensation at some temperatures for acid concentrations of 66.3 wt% and below. Drawing on the complex aldol condensation mechanism presented to explain the bulk kinetic studies of Baigrie et al.,¹ Michelsen et al. present plausible arguments why non-reversible condensation reactions might have the complex dependence on acid concentrations and temperature that they observed. Given its relatively small rate constant, they suggest that aldol condensation bulk reactions will play a negligible role for typical aldehyde concentrations in the atmosphere.

[Back to Table](#)

- (1) Baigrie, L. M.; Cox, R. A.; Slebocka-Tilk, H.; Tencer, M.; Tidwell, T. T. Acid-catalyzed enolization and aldol condensation of acetaldehyde. *J. Am. Chem. Soc.* **1985**, *107*, 3640-3645.
- (2) Esteve, W.; Nozière, B. Uptake and reaction kinetics of acetone, 2-butanone, 2,4-pentanedione, and acetaldehyde in sulfuric acid solutions. *J. Phys. Chem. A* **2005**, *109*, 10920-10928, doi:10.1021/jp051199a.
- (3) Michelsen, R. R.; Ashbourn, S. F. M.; Iraci, L. T. Dissolution, speciation, and reaction of acetaldehyde in cold sulfuric acid. *J. Geophys. Res.* **2004**, *109*, D23205, doi:10.1029/2004JD005041.

67. CH₃CHO, CH₃CH₂CHO and CH₃C(O)CH₃ + Al₂O₃(s). Li et al.¹ reported Knudsen cell studies that determined γ_0 values for oxygenated volatile organic compounds (VOCs) at 298 K. They reported very similar BET corrected γ_0 s values on α -alumina for acetaldehyde (3.2×10^{-5}), propionaldehyde (4.7×10^{-5}), and acetone (2.0×10^{-5}). For molecules this large BET surface area may not be assessable and derived γ_0 s may be underestimated. Since data are from a single laboratory using only one technique, only conservative lower limits are recommended.

[Back to Table](#)

- (1) Li, P.; Perreault, K. A.; Covington, E.; Song, C. H.; Carmichael, G. R.; Grassian, V. H. Heterogeneous reactions of volatile organic compounds on oxide particles of the most abundant crustal elements: Surface reactions of acetaldehyde, acetone, and propionaldehyde on SiO₂, Al₂O₃, Fe₂O₃, TiO₂, and CaO. *J. Geophys. Res.* **2001**, *106*, 5517-5529.

68. CH₃C(O)CH₃ + H₂SO₄·nH₂O. Duncan et al.^{1,2} used IR spectra of thin sulfuric acid films to establish that acetone is absorbed as the protonated species. Above 70 wt.% protonated acetone undergoes a self condensation/dehydration reaction to form protonated mesityl oxide, which can, in turn, react with an additional protonated acetone to form trimethyl benzene. Kane et al.⁴ Henry's law uptake measurements

diverged above 80 wt%, which they attribute to reactive uptake as suggested by Duncan et al. Using a rotating wetted-wall flow reactor Esteve and Nozière³ measured small, probably solubility constrained, uptake coefficients at 298 ± 3 K for 89.4, 85, 80.8 and 73.9 wt% H₂SO₄ of 5.2 × 10⁻⁵, 5.6 × 10⁻⁶, 4.7 × 10⁻⁶ and 1.6 × 10⁻⁶, respectively.

[Back to Table](#)

- (1) Duncan, J. L.; Schindler, L. R.; Roberts, J. T. A new sulfate-mediated reaction: Conversion of acetone to trimethylbenzene in the presence of liquid sulfuric acid. *Geophys. Res. Lett.* **1998**, *25*, 631-634.
- (2) Duncan, J. L.; Schindler, L. R.; Roberts, J. T. Chemistry at and near the surface of liquid sulfuric acid: A kinetic, thermodynamic, and mechanistic analysis of heterogeneous reactions of acetone. *J. Phys. Chem. B* **1999**, *103*, 7247-7259.
- (3) Esteve, W.; Nozière, B. Uptake and reaction kinetics of acetone, 2-butanone, 2,4-pentanedione, and acetaldehyde in sulfuric acid solutions. *J. Phys. Chem. A* **2005**, *109*, 10920-10928, doi:10.1021/jp051199a.
- (4) Kane, S. M.; Timonen, R. S.; Leu, M. T. Heterogeneous chemistry of acetone in sulfuric acid solutions: Implications for the upper troposphere. *J. Phys. Chem. A* **1999**, *103*, 9259-9265.

69. CH₃C(O)O₂ + H₂O(l) and H₂SO₄·nH₂O. Villalta et al.¹ used wetted-wall flow tube techniques to measure $\gamma = 4.3 (+ 2.4 / -1.5) \times 10^{-3}$ for water at 274 ± 3K. They also measured uptake for 34 wt% H₂SO₄ at 246 K ($\gamma = (2.7 \pm 1.5) \times 10^{-3}$), 51 wt% at 273 K ($\gamma = (0.9 \pm 0.5) \times 10^{-3}$), and 71 wt% at 298 K ($\gamma = (1.4 \pm 0.7) \times 10^{-3}$). They suggest that products subsequent to hydrolysis are HO₂ and CH₃C(O)OH.

[Back to Table](#)

- (1) Villalta, P. W.; Lovejoy, E. R.; Hanson, D. R. Reaction probability of peroxyacetyl radical on aqueous surfaces. *Geophys. Res. Lett.* **1996**, *23*, 1765-1768.

70. H₂C=C(CH₃)CHO and H₂C=CHC(O)CH₃ + Al₂O₃(s). Zhao et al.¹ report a coated wall flow reactor study with Transmission FTIR measurements of adsorption and reaction of both methacrolein (MAC) and methyl vinyl ketone (MVK) on α -Al₂O₃ at T~300 K and relative humidity values of RH <1%, 20% and 60%. They reported RH = 0 γ_0 values based on BET surface areas of: $\gamma_0(\text{MAC}) = (2.0 \pm 0.5) \times 10^{-8}$ and $\gamma_0(\text{MVK}) = (3.8 \pm 0.8) \times 10^{-8}$. They measured significantly lower γ_0 s for RH = 20 and 60% indicating that water vapor blocks reactive surface sites. Major products (>0.03) were CH₃CH₂CHO, HCHO and HCOOH for MAC and isomerization of MVK to CH₃CH=CHCHO (crotonaldehyde) that then reacted to produce CHOCHO, CH₃CHO and CH₃C(O)OH. For molecules this large some BET surface area may not be accessible and derived γ_0 s may be underestimated. Given the strong impact of relative humidity and uncertainty in effective surface area no recommendations for γ_0 s are made.

[Back to Table](#)

- (1) Zhao, Y.; Chen, Z.; Zhao, J. Heterogeneous reactions of methacrolein and methyl vinyl ketone on α -Al₂O₃ particles. *Environ. Sci. Technol.* **2010**, *44*, 2035-2041, doi:10.1021/es9037275.

71. CH₃C(O)O₂NO₂ + HCl, Cl, ClO, and OCIO on H₂SO₄·nH₂O(l). Zhang and Leu¹ performed wetted wall flow reactor studies with Cl species partial pressures in the 10⁻⁶ to 10⁻⁷ Torr range and CH₃C(O)O₂NO₂ at 3 × 10⁻⁶ Torr after equilibrating the acid surfaces (42, 51, and 69 wt% at 202 and 224 K) with CH₃C(O)O₂NO₂. Also uptake studies with 5 × 10⁻⁷ Torr CH₃C(O)O₂NO₂ were performed after exposing the acid surface to the Cl species. No Cl species or CH₃C(O)O₂NO₂ uptake enhancements were observed under either condition and an upper limit for the reactive uptake coefficient of $\gamma < 1 \times 10^{-4}$ of CH₃C(O)O₂NO₂ was deduced. No gas phase reaction products were observed using CIMS after 42 wt% H₂SO₄ at 210 K was exposed to CH₃C(O)O₂NO₂ and each Cl species for 20 minutes.

[Back to Table](#)

- (1) Zhang, R.; Leu, M.-T. Heterogeneous interaction of peroxyacetyl nitrate with liquid sulfuric acid. *J. Geophys. Res.* **1997**, *102*, 8837-8843.

72. Cl + H₂SO₄·nH₂O(l). Measured reaction probability (Martin et al.¹) varies between 3 × 10⁻⁵ and 7 × 10⁻⁴ as H₂O and T co-vary. Reaction product is claimed to be HCl.

[Back to Table](#)

- (1) Martin, L. R.; Judeikis, H. S.; Wun, M. Heterogeneous reactions of Cl and ClO in the stratosphere. *J. Geophys. Res.* **1980**, *85*, 5511-5518.
- 73. Cl + NaCl(s).** Ciuraru et al.¹ have measured the uptake coefficients for Cl atoms onto pure NaCl and artificial sea-salt in a coated-wall flow tube. The surface area of the substrates is not easily estimated. Uptake coefficients are on the order of 10^{-2} for dry NaCl, with evidence for Cl₂ as a reaction product probably arising from surface recombination.
[Back to Table](#)
- (1) Ciuraru, R.; Gosselin, S.; Visez, N.; Petitprez, D. Heterogeneous reactivity of chlorine atoms with sodium chloride and synthetic sea salt particles. *Phys. Chem. Chem. Phys.* **2011**, *13*, 19460-19470, doi:10.1039/c1cp22170a.
- 74. Cl₂+HBr + H₂O(s).** Hanson and Ravishankara¹ measured a reaction probability of >0.2 on water ice near 200 K. BrCl was not detected, presumably due to rapid reaction with excess HBr.
[Back to Table](#)
- (1) Hanson, D. R.; Ravishankara, A. R. Heterogeneous chemistry of HBr and HF. *J. Phys. Chem.* **1992**, *96*, 9441-9446.
- 75. Cl₂ + NaCl.** Mochida et al.² used salt powders and spray-deposited films of NaCl and reported an initial uptake coefficient of 1.0×10^{-3} . Aguzzi and Rossi¹ reported no measurable uptake of Cl₂ on NaCl.
[Back to Table](#)
- (1) Aguzzi, A.; Rossi, M. J. The kinetics of the heterogeneous reaction of BrONO₂ with solid alkali halides at ambient temperature. A comparison with the interaction of ClONO₂ on NaCl and KBr. *Phys. Chem. Chem. Phys.* **1999**, *1*, 4337-4346.
- (2) Mochida, M.; Akimoto, H.; van den Bergh, H.; Rossi, M. J. Heterogeneous kinetics of the uptake of HOBr on solid alkali metal halides at ambient temperature. *J. Phys. Chem. A* **1998**, *102*, 4819-4828.
- 76. Cl₂ + NaBr and NaI.** Mochida et al.⁵ used salt powders and spray-deposited films to obtain a value for the initial uptake coefficient of 2×10^{-2} . The measured uptake coefficients for the salt powders were a factor of six larger, but application of the pore diffusion model of Keyser et al.^{3,4} gave this value, which is in agreement with that for a spray-deposited film. Br₂ was generated in a yield of 100%, within experimental error.
- Hu et al.¹ measured the uptake of Cl₂ on aqueous solutions of NaBr and NaI over the temperature range of 263–293 K using a droplet train flow reactor. Measured values of the uptake coefficients on NaBr solutions ranged from 0.16 at 263 K to 0.05 at 293 K, and there was evidence of a surface reaction between Cl₂ and Br⁻ at the air-particle interface. Similarly, the uptake coefficients for Cl₂ on NaI solutions ranged from 0.20 to 0.07 over the same temperature range, again with evidence for a contribution from an interface reaction. Huff and Abbatt² have studied the reaction of Cl₂ with films formed by freezing NaBr solutions at 233 K, observing Br₂ as the reaction product and that the maximum reaction probability is 0.1 when the surface is saturated with bromide ions.
[Back to Table](#)
- (1) Hu, J. H.; Shi, Q.; Davidovits, P.; Worsnop, D. R.; Zahniser, M. S.; Kolb, C. E. Reative uptake of Cl₂(g) and Br₂(g) by aqueous surfaces as a function of Br⁻ and I⁻ ion concentration: The effect of chemical reaction at the interface. *J. Phys. Chem.* **1995**, *99*, 8768-8776, doi:10.1021/j100021a050.
- (2) Huff, A. K.; Abbatt, J. P. D. Gas-phase Br₂ production in heterogeneous reactions of Cl₂, HOCl, and BrCl with halide-ice surfaces. *J. Phys. Chem. A* **2000**, *104*, 7284-7293, doi:10.1021/jp001155w.
- (3) Keyser, L. F.; Leu, M.-T.; Moore, S. B. Comment on porosities of ice films used to simulate stratospheric cloud surfaces. *J. Phys. Chem.* **1993**, *97*, 2800-2801.
- (4) Keyser, L. F.; Moore, S. B.; Leu, M. T. Surface reaction and pore diffusion in flow tube reactors. *J. Phys. Chem.* **1991**, *95*, 5496-5502.
- (5) Mochida, M.; Akimoto, H.; van den Bergh, H.; Rossi, M. J. Heterogeneous kinetics of the uptake of HOBr on solid alkali metal halides at ambient temperature. *J. Phys. Chem. A* **1998**, *102*, 4819-4828.

77. **Cl₂ + KBr.** Mochida et al.² used salt powders and spray-deposited films to obtain a value for the initial uptake coefficients. The value measured for salt powders was 0.176, but after correction for pore diffusion, this became 3.7×10^{-2} , similar to a value of 2.3×10^{-2} measured for spray-deposited films. Br₂ was generated in a yield of 100%, within experimental error. Aguzzi and Rossi¹ measured a similar value, 2.7×10^{-2} , using a Knudsen cell. Santschi and Rossi³ reported an initial value of $\gamma_0 = 0.11$ for the uptake of Cl₂ on thin spray-deposited films of KBr that had not been extensively pumped on; this initial value was 4×10^{-2} for films that had been pumped on for hours. They attributed the difference to the removal of surface-adsorbed water (SAW) by extensive pumping.

[Back to Table](#)

- (1) Aguzzi, A.; Rossi, M. J. The kinetics of the heterogeneous reaction of BrONO₂ with solid alkali halides at ambient temperature. A comparison with the interaction of ClONO₂ on NaCl and KBr. *Phys. Chem. Chem. Phys.* **1999**, *1*, 4337-4346.
- (2) Mochida, M.; Akimoto, H.; van den Bergh, H.; Rossi, M. J. Heterogeneous kinetics of the uptake of HOBr on solid alkali metal halides at ambient temperature. *J. Phys. Chem. A* **1998**, *102*, 4819-4828.
- (3) Santschi, C.; Rossi, M. J. The heterogeneous interaction of Br₂, Cl₂ and Cl₂O with solid KBr and NaCl substrates: The role of adsorbed H₂O and halogens. *Phys. Chem. Chem. Phys.* **2004**, *6*, 3447-3460, doi:10.1039/b404415k.

78. **Cl₂ + sea salt.** Mochida et al.¹ used a synthetic sea salt and a "natural" seasoning sea salt in Knudsen cell studies of the uptake of Cl₂. The synthetic sea salt value of $(2.2 \pm 0.3) \times 10^{-2}$ is the value reported after correction of the measured value of 0.138 using the pore diffusion model. For the "natural" seasoning salt, the measured value was 0.11 which after correction for diffusion into the underlying layers became $(3.1 \pm 1.1) \times 10^{-2}$. Br₂ was the major gas phase product, with small mass spectrometric signals also seen for BrCl.

[Back to Table](#)

- (1) Mochida, M.; Akimoto, H.; van den Bergh, H.; Rossi, M. J. Heterogeneous kinetics of the uptake of HOBr on solid alkali metal halides at ambient temperature. *J. Phys. Chem. A* **1998**, *102*, 4819-4828.

79. **ClO + H₂O(s) and HNO₃•nH₂O(s).** Proposed reaction (Leu³) is $2 \text{ClO} \rightarrow \text{Cl}_2 + \text{O}_2$; reactive uptake may depend on ClO surface coverage, which in turn may depend on gas phase ClO concentrations. Kenner et al.² measured reaction probabilities of $(8 \pm 2) \times 10^{-5}$ for ice at 183 K which is far lower than the limit of $>1 \times 10^{-3}$ obtained by Leu.³ Abbatt,¹ using nearly the same low levels of ClO as Kenner et al., obtained $\gamma < 1 \times 10^{-5}$ at 213 K. The difference may lie in the level of ClO or other adsorbable reactive species present. The lower value of Abbatt is probably closer to the expected reactivity under stratospheric conditions. Using high concentrations of ClO radicals ($>10^{12}$ molecules/cm³) exposed to ice surfaces at 225 K, McKeachie et al.⁴ infer an uptake coefficient of 0.001, which increases with ClO exposure. Formation of higher chlorine oxides, notably OClO, is observed mass spectrometrically and by UV-VIS spectroscopy, upon warming the ice. It is likely that the high ClO concentrations drive self-reactions on the ice surface. Kenner et al. also measured a reaction probability limit of $< (8 \pm 4) \times 10^{-5}$ for NAT at 183 K.

[Back to Table](#)

- (1) Abbatt, J. P. D. Heterogeneous interactions of BrO and ClO: Evidence for BrO surface recombination and reaction with HSO₃⁻/SO₃²⁻. *Geophys. Res. Lett.* **1996**, *23*, 1681-1684.
- (2) Kenner, R. D.; Plumb, I. C.; Ryan, K. R. Laboratory measurements of the loss of ClO on Pyrex, ice and NAT at 183 K. *Geophys. Res. Lett.* **1993**, *20*, 193-196.
- (3) Leu, M.-T. Heterogeneous reaction of N₂O₅ with H₂O and HCl on ice surfaces: implications for Antarctic ozone depletion. *Geophys. Res. Lett.* **1988**, *15*, 851-854.
- (4) McKeachie, J. R.; Appel, M. F.; Kirchner, U.; Schindler, R. N.; Benter, T. Observation of a heterogeneous source of OClO from the reaction of ClO radicals on ice. *J. Phys. Chem. B* **2004**, *108*, 16786-16797, doi:10.1021/jp049314p.

80. **ClO + H₂SO₄•nH₂O.** Measured reaction probability (Martin et al.²) varies between 2×10^{-5} and 2×10^{-4} as H₂O content is varied by changing wall temperature. Reaction product is claimed to be HCl, not Cl₂. Abbatt¹ measured $\gamma < 1 \times 10^{-5}$ for 60 and 70 wt% H₂SO₄ at 213 K.

[Back to Table](#)

- (1) Abbatt, J. P. D. Heterogeneous interactions of BrO and ClO: Evidence for BrO surface recombination and reaction with $\text{HSO}_3^-/\text{SO}_3^{2-}$. *Geophys. Res. Lett.* **1996**, *23*, 1681-1684.
- (2) Martin, L. R.; Judeikis, H. S.; Wun, M. Heterogeneous reactions of Cl and ClO in the stratosphere. *J. Geophys. Res.* **1980**, *85*, 5511-5518.

81. HCl + HNO₃ on H₂SO₄•mHNO₃•nH₂O(l). Two studies have noted HCl activation in concentrated ternary H₂SO₄/HNO₃/H₂O solutions or ice slurries. Luick et al.² saw only gas phase HCl in 64.6 wt% H₂SO₄/ 4.8 wt% HNO₃ at 200 K, but saw a vapor phase Cl partitioning of 50% HCl and 50% ClNO/ClNO₂ for a 76.6/20.1 wt% solution (an ice slurry) at 200 K. Cappa et al.¹ saw substantial yields of ClNO, ClNO₂, and Cl₂ at 273 K for a range of solution compositions; e.g. 32.6%, 9.8%, and 44.4% respectively for a total HCl conversion of 86.9% in a 35% H₂SO₄/45% HNO₃ solution and 20.2%, 6.9%, 27.9% for a 60/25 wt% solution. While no kinetic coefficients or detailed mechanisms are available, these studies do show the potential for HCl activation in strong H₂SO₄/HNO₃/H₂O solutions.

[Back to Table](#)

- (1) Cappa, C. D.; Kuipers, S. E.; Roberts, J. M.; Gilbert, A. S.; Elrod, M. J. Product identification and kinetics of reactions of HCl with HNO₃/H₂SO₄/H₂O solutions. *J. Phys. Chem. A* **2000**, *104*, 4449-4457, doi:10.1021/jp992666p.
- (2) Luick, T. J.; Heckbert, R. W.; Schultz, K.; Disselkamp, R. S. Nitrosyl and nitril chloride formation in H₂SO₄/HNO₃/H₂O/HCl solutions at 200 K. *J. Atmos. Chem.* **1999**, *32*, 315-325.

82. HOCl + HCl + H₂O(s) and HNO₃•3H₂O(s). Hanson and Ravishankara⁵ and Abbatt and Molina¹ have investigated the HOCl + HCl reaction on water ice and NAT-like surfaces, and Chu et al.^{3,4} studied the reaction on water ice. Product yield measurements support the identification of Cl₂ and H₂O as the sole products. The measured yield of product Cl₂ is 0.87 ± 0.20 and was stated to be similar on both surfaces according to Abbatt and Molina. Within the accuracy of the experiments, the reaction probability does not depend on the gas phase HCl and HOCl densities. Only Abbatt and Molina investigated at more than one temperature, their data indicates that γ increases at lower temperatures. A plot of data from the three studies does show a weak temperature trend, with γ increasing about a factor of two as the temperature drops from 202 to 188 K. However, the data are too sparse to assign a definitive temperature dependence. The average of all three studies yields $\gamma = 0.26 \pm 0.08$ for data based on the geometrical area of the flow tube surfaces. Chu et al.³ indicate that a porosity correction for their data would reduce their value by a factor of 3 to 4. The real uncertainty would appear to be dominated by systematic uncertainties in porosity corrections and a potential temperature dependence. Given the fact that any porosity correction must reduce the value, a central value of 0.2 is adopted with an uncertainty factor of 2. The high reaction probabilities measured for water ice indicate that this reaction may play a significant role in release of reactive chlorine from the HCl reservoir.

Two studies (Hanson and Ravishankara⁵ and Abbatt and Molina¹) have measured the reaction probability of HOCl + HCl on NAT surfaces. These data show γ increases as the ambient water pressure increases and then reaches a plateau. At relatively high water pressure, the two studies averaged $\gamma = 0.135 \pm 0.049$, with no porosity correction. The reaction probability on water-poor NAT-like surfaces falls off dramatically (a factor of 10). A recommendation of 0.1 with an uncertainty factor of 2 is shown in Table 5-2. Carslaw and Peter² have published a model of this reaction and its dependence on HCl uptake.

[Back to Table](#)

- (1) Abbatt, J. P. D.; Molina, M. J. The heterogeneous reaction of HOCl + HCl → Cl₂ + H₂O on ice and nitric acid trihydrate: Reaction probabilities and stratospheric implications. *Geophys. Res. Lett.* **1992**, *19*, 461-464.
- (2) Carslaw, K. S.; Peter, T. Uncertainties in reactive uptake coefficients for solid stratospheric particles-1. Surface chemistry. *Geophys. Res. Lett.* **1997**, *24*, 1743-1746.
- (3) Chu, L.; Chu, L. T. Heterogeneous reaction HOCl + HBr → BrCl + H₂O on ice films. *J. Phys. Chem. A* **1999**, *103*, 691-699.
- (4) Chu, L. T.; Leu, M.-T.; Keyser, L. F. Heterogeneous reactions of HOCl + HCl → Cl₂ + H₂O and ClONO₂ + HCl → Cl₂ + HNO₃ on ice surfaces at polar stratospheric conditions. *J. Phys. Chem.* **1993**, *97*, 12798-12804.
- (5) Hanson, D. R.; Ravishankara, A. R. Investigation of the reactive and nonreactive processes involving ClONO₂ and HCl on water and nitric acid doped ice. *J. Phys. Chem.* **1992**, *96*, 2682-2691.

83. **HOCl + HCl + H₂SO₄•nH₂O(l).** This process has been studied in coated flow tubes over ~200–260 K by Zhang et al.,⁷ Hanson and Ravishankara,³ Donaldson et al.,¹ and Hanson and Lovejoy.² Hanson and Lovejoy also made measurements in an aerosol flow tube from 251 to 276 K. A model of this and related sulfuric acid aerosol reactions tailored to stratospheric conditions has been published by Hanson et al.⁴ Zhang et al. held the water vapor partial pressure at 3.8×10^{-4} Torr and showed γ increased by a factor of 50 as the temperature was lowered from 209 to 198 K increasing the water mole fraction, showing that the reaction rate is strongly dependent on water activity. A detailed kinetic uptake model has been developed to fit the experimental data.⁶ The formulation for γ is given as:

$$\frac{1}{\gamma} = \frac{1}{\alpha} + \frac{1}{\Gamma_{HOCl}^{rxn}}$$

where

$$\Gamma_{HOCl}^{rxn} = \frac{4H_{HOCl}RT}{\bar{c}} (D_{HOCl}k_{HOCl,HCl})^{1/2}$$

At the low temperatures of interest, α for HOCl was assumed to be unity consistent with the value for HCl measured at 240 K and below (Robinson et al.⁵). The individual formulations for H_{HOCl} , D_{HOCl} and $k_{HOCl,HCl}$ are given in Table A-4 in Shi et al.⁶ Reaction of HOCl with HCl is considered to be acid catalyzed. It is known that the reaction rate for HOCl + HCl in pure water is low (Donaldson et al.¹). Experimental data noted above indicated that the reaction rate of HOCl + HCl increases with acidity of H₂SO₄ solution. The data from the experimental studies noted above were fit to the model without bias. Using the same error analysis discussed in the note for N₂O₅ uptake on sulfuric acid, a detailed kinetic model yields a 33.4% error (one sigma fit to the available data set, with $\sigma_m = 33.3\%$ and $\sigma_d = 3.0\%$).

In the cold stratosphere where $T < 190$ K, the reaction of ClONO₂ + HCl is so fast that HCl is depleted which slows down the reaction of HOCl + HCl. As shown in Table A-4 in Shi et al., the effect of HCl depletion on the HOCl reactive uptake coefficient (due to reaction with ClONO₂ inside/on the surface of particles) is taken into account via the factor F_{HCl} (also see the note on chlorine nitrate/hydrochloric acid reactive uptake on sulfuric acid surfaces).

[Back to Table](#)

- (1) Donaldson, D. J.; Ravishankara, A. R.; Hanson, D. R. Detailed study of HOCl + HCl → Cl₂ + H₂O in sulfuric acid. *J. Phys. Chem. A* **1997**, *101*, 4717-4725.
 - (2) Hanson, D. R.; Lovejoy, E. R. Heterogeneous reactions in liquid sulfuric Acid: HOCl + HCl as a model system. *J. Phys. Chem.* **1996**, *100*, 6397-6405.
 - (3) Hanson, D. R.; Ravishankara, A. R. Uptake of HCl and HOCl onto sulphuric acid: Solubilities, diffusivities and reaction. *J. Phys. Chem.* **1993**, *97*, 12309-12319.
 - (4) Hanson, D. R.; Ravishankara, A. R.; Solomon, S. Heterogeneous reactions in sulfuric acid aerosols: A framework for model calculations. *J. Geophys. Res.* **1994**, *99*, 3615-3629.
 - (5) Robinson, G. N.; Worsnop, D. R.; Jayne, J. T.; Kolb, C. E.; Swartz, E.; Davidovits, P. Heterogeneous uptake of HCl by sulfuric acid solutions. *J. Geophys. Res.* **1998**, *103*, 25371-25381.
 - (6) Shi, Q.; Davidovits, P.; Jayne, J. T.; Kolb, C. E.; Worsnop, D. R. Kinetic model for reaction of ClONO₂ with H₂O and HCl and HOCl with HCl in sulfuric acid solutions. *J. Geophys. Res.* **2001**, *106*, 24259-24274.
 - (7) Zhang, R.; Jayne, J. T.; Molina, M. J. Heterogeneous interactions of ClONO₂ and HCl with sulfuric acid tetrahydrate: Implications for the stratosphere. *J. Phys. Chem.* **1994**, *98*, 867-874, doi:10.1021/j100054a022.
84. **HOCl + HBr on H₂O(s).** Chu and Chu¹ measured γ at 189 K to be in the range from 0.06 to 0.38 for HBr partial pressures ranging from 1.1×10^{-7} to 6.6×10^{-5} Torr. At 220 K they measured γ in the range from 0.01 to 0.07 for HBr partial pressures in the range from 7.2×10^{-7} to 1.3×10^{-5} Torr. These γ values were estimated assuming the area of the ice surface to be equal to the geometric area of the cylindrical flow reactor; corrections for surface porosity effects range from a factor of 3 to 10 lower.

[Back to Table](#)

- (1) Chu, L.; Chu, L. T. Heterogeneous reaction $\text{HOCl} + \text{HBr} \rightarrow \text{BrCl} + \text{H}_2\text{O}$ on ice films. *J. Phys. Chem. A* **1999**, *103*, 691-699.

85. HOCl + HBr on $\text{H}_2\text{SO}_4 \cdot n\text{H}_2\text{O}(\text{l})$. Abbatt and Nowak¹ measured uptake of HOCl in the presence of excess HBr on a 69.3 wt% sulfuric acid solution in a wetted wall flow reactor at 228 K. A second order bulk reaction rate constant, k^{II} , of $2 \times 10^6 \text{ M}^{-1} \text{ s}^{-1}$ was derived; this is a factor of ~ 10 faster than $\text{HOBr} + \text{HCl}$ under the same conditions. Since HOCl and HBr have variable solubilities under stratospheric conditions, characterizing this reaction with a simple uptake coefficient is not appropriate. A full reaction/solubility/liquid phase diffusion model will require further data.

[Back to Table](#)

- (1) Abbatt, J. P. D.; Nowak, J. B. Heterogeneous interactions of HBr and HOCl with cold sulfuric acid solutions: Implications for Arctic boundary layer bromine chemistry. *J. Phys. Chem. A* **1997**, *101*, 2131-2137.

86. HOCl + NaBr and KBr. Rossi² reported studies of the uptake of HOCl in a Knudsen cell using KBr powders and spray-deposited thin films. Values for the initial uptake coefficients covered a wide range, from 5×10^{-3} to 0.2, due to changes in the surface from adsorbed reaction products. The major product initially was Br_2 , and subsequently BrCl and HOBr, with much smaller amounts of BrOCl and Br_2O . The mechanism was interpreted as the formation of small amounts of HBr on the surface from hydrolysis of KBr, followed by the reaction of HOCl with adsorbed HBr to form BrCl which then reacts with KBr to form Br_2 . On frozen solutions of NaBr, Huff and Abbatt¹ observe reactivity of HOCl with uptake coefficients between 0.02 and 0.04 at 233 K in a coated-wall flow tube. Br_2 is the gas-phase product, thought to arise from the intermediate BrCl reacting with the bromide film. Although the kinetics are faster on the most acidic films (pH 2), there is no dependence of the acidity of the solution from pH 4 to 10.

[Back to Table](#)

- (1) Huff, A. K.; Abbatt, J. P. D. Gas-phase Br_2 production in heterogeneous reactions of Cl_2 , HOCl, and BrCl with halide-ice surfaces. *J. Phys. Chem. A* **2000**, *104*, 7284-7293, doi:10.1021/jp001155w.
(2) Rossi, M. J. Heterogeneous reactions on salts. *Chem. Rev.* **2003**, *103*, 4823-4882, doi:10.1021/cr020507n.

87. ClNO + $\text{H}_2\text{O}(\text{l})$. Scheer et al.¹ used droplet train and wetted wall flow reactor measurements to determine reactive uptake coefficients for ClNO over a temperature range of 273–293 K. Measured values show a weak negative temperature dependence ranging from 0.12 at 273 K to 0.0058 at 293 K. The reaction was shown to be base catalyzed producing HONO.

[Back to Table](#)

- (1) Scheer, V.; Frenzel, A.; Behnke, W.; Zetsch, C.; Magi, L.; George, C.; Mirabel, P. Uptake of nitrosyl chloride (NOCl) by aqueous solutions. *J. Phys. Chem. A* **1997**, *101*, 9359-9366.

88. ClNO + NaCl(s). Using a Knudsen cell technique Beichert and Finlayson-Pitts¹ set upper limits of $\gamma < \sim 10^{-5}$ for reactive uptake of ClNO on NaCl(s) powders at 298 K.

[Back to Table](#)

- (1) Beichert, P.; Finlayson-Pitts, B. J. Knudsen cell studies of the uptake of gaseous HNO_3 and other oxides of nitrogen on solid NaCl. The role of surface absorbed water. *J. Phys. Chem.* **1996**, *100*, 15218-15228.

89. ClNO₂ + $\text{H}_2\text{O}(\text{l})$. Behnke, George and co-workers have used droplet train and wetted wall flow reactor techniques to investigate the reactive uptake of ClNO₂ on aqueous solutions.¹⁻⁴ Droplet train flow reactor experiments from 268–279 K demonstrated that the reactive uptake coefficient on pure water is $< 1 \times 10^{-5}$.³ Wetted wall flow reactor studies from 279 to 292 K on pure water and very low concentration sodium halide solutions all yielded reactive uptake coefficients in the 10^{-6} range, with typical values of $(4.84 \pm 0.13) \times 10^{-6}$ at 291 K,¹ and 3.41×10^{-6} at 276.6 K, 4.27×10^{-6} at 282.2 K, and 4.48×10^{-6} at 287.4 K.² There is apparently no significant temperature dependence.

[Back to Table](#)

- (1) Behnke, W.; George, C.; Scheer, V.; Zetsch, C. Production and decay of ClNO₂ from the reaction of gaseous N₂O₅ with NaCl solution: Bulk and aerosol experiments. *J. Geophys. Res.* **1997**, *102*, 3795-3804.
- (2) Fenzel, A.; Scheer, V.; Sikorski, R.; George, C.; Behnke, W.; Zetsch, C. Heterogeneous interconversion reactions of BrNO₂, ClNO₂, Br₂, and Cl₂. *J. Phys. Chem. A* **1998**, *102*, 1329-1337.
- (3) George, C.; Behnke, W.; Scheer, V.; Zetsch, C.; Magi, L.; Ponche, J. L.; Mirabel, P. Fate of ClNO₂ over aqueous solutions containing iodide. *Geophys. Res. Lett.* **1995**, *22*, 1505-1508.
- (4) Schweitzer, F.; Mirabel, P.; George, C. Multiphase chemistry of N₂O₅, ClNO₂ and BrNO₂. *J. Phys. Chem. A* **1998**, *102*, 3942-3952.

- 90. ClNO₂ + KBr, NaBr, NaI and NaCl.** Caloz et al.³ measured the uptake of ClNO₂ on solid KBr at room temperature using a Knudsen cell and salt samples in the form of powders, spray-deposited films, polished windows and depolished windows. The uptake coefficient increased with the number of layers of salt powders; correction of the uptake coefficients using the pore diffusion model gave initial uptake coefficients of $(1.0-1.3) \times 10^{-4}$, in agreement with values measured for the spray-deposited film (1.0×10^{-4}) and depolished window (1.0×10^{-4}). The value for the polished window was an order of magnitude smaller, as expected since this has much less surface-adsorbed water (SAW) that assists in keeping the surface from becoming passivated. The yield of Br₂ relative to ClNO₂ lost was 0.55 ± 0.2 . Using a diffusion tube method, Koch and Rossi⁷ measured an uptake coefficient of 2.0×10^{-4} , in reasonable agreement with the Knudsen cell results.

The uptake of ClNO₂ on aqueous solutions of NaBr has been shown to increase with the concentration of NaBr. Frenzel et al.⁵ measured the uptake of ClNO₂ on $(0.5-5) \times 10^{-3}$ M NaBr solutions from 275–291 K using a wetted wall flow tube apparatus; the values of γ increased from 1.2×10^{-5} to 4.0×10^{-5} over this range of NaBr concentrations. Schweitzer et al.⁹ used a droplet train apparatus from 275–288 K; γ increased from 8.6×10^{-6} to 9.4×10^{-4} as the NaBr concentration increased from 10^{-4} to 1.0 M. The main product was Br₂, with traces of BrNO₂ and BrCl. In a subsequent study,¹⁰ they applied a wetted wall flow tube method from 275–293 K and reported uptake coefficients that were independent of temperature over this range, but again increased with the concentration of NaBr: γ increased from 7.1×10^{-6} at 10^{-4} M NaBr to 9.2×10^{-4} at 1.0 M. Fickert et al.⁴ used a wetted wall flow tube at 274 K and measured an uptake coefficient of 1.1×10^{-5} for 10^{-4} M NaBr, increasing to 1.1×10^{-4} for 10^{-2} M NaBr. The major gas phase products were Br₂ and BrNO₂, with the yield of BrNO₂ decreasing as the initial bromide ion concentration in solution increased. The mass accommodation coefficient for ClNO₂ on aqueous solutions at 275 K was measured to be $(9 \pm 4) \times 10^{-3}$. A Knudsen cell study by Beichert and Finlayson-Pitts² found $\gamma < 10^{-5}$ on NaCl powders at 298 K.

The uptake of ClNO₂ on solutions of NaI was studied by George et al.⁶ and by Schweitzer et al.^{9,10} The uptake coefficient increases with the concentration of NaI. For example, George et al.⁶ reported that γ_0 increased from 1.1×10^{-3} to 6.6×10^{-3} as the iodide concentration increased from 10^{-3} M to 10^{-2} M at 280 K. This is consistent with the results of Schweitzer et al.^{9,10} who reported that γ_0 increased from 3.1×10^{-5} to 4.5×10^{-3} as the iodide concentration increased from 10^{-4} M to 10^{-2} M at 275 K.

The uptake of ClNO₂ on solutions of NaCl is much slower than on NaBr or NaI solutions. Behnke et al.¹ reported uptake of ClNO₂ at 291 K using a wetted wall flow tube, with uptake coefficients decreasing as the NaCl concentration increased. At 0.1 M NaCl, $\gamma_0 = (3.1 \pm 0.3) \times 10^{-6}$ but at 4.6 M NaCl, the value was about an order of magnitude smaller, $\gamma_0 = (0.27 \pm 0.02) \times 10^{-6}$. They proposed that this was due to the common ion effect owing to the reversible hydrolysis of ClNO₂ to Cl⁻ + NO₂⁺.

Roberts et al.⁸ report that ClNO₂ produces Cl₂ when exposed to solutions of chloride with concentrations as low as 0.05 M, when the pH is less than 2.

[Back to Table](#)

- (1) Behnke, W.; George, C.; Scheer, V.; Zetsch, C. Production and decay of ClNO₂ from the reaction of gaseous N₂O₅ with NaCl solution: Bulk and aerosol experiments. *J. Geophys. Res.* **1997**, *102*, 3795-3804.
- (2) Beichert, P.; Finlayson-Pitts, B. J. Knudson cell studies of the uptake of gaseous HNO₃ and other oxides of nitrogen on solid NaCl. The role of surface absorbed water. *J. Phys. Chem.* **1996**, *100*, 15218-15228.

- (3) Caloz, F.; Seisel, S.; Fenter, F. F.; Rossi, M. J. Reactivity of BrNO₂ and ClNO₂ with solid alkali salt substrates. *J. Phys. Chem. A* **1998**, *102*, 7470-7479.
- (4) Fickert, S.; Helleis, F.; Adams, J. W.; Moortgat, G. K.; Crowley, J. N. Reactive uptake of ClNO₂ on aqueous bromide solutions. *J. Phys. Chem. A* **1998**, *102*, 10689-10696.
- (5) Frenzel, A.; Scheer, V.; Sikorski, R.; George, C.; Behnke, W.; Zetzsch, C. Heterogeneous interconversion reactions of BrNO₂, ClNO₂, Br₂, and Cl₂. *J. Phys. Chem. A* **1998**, *102*, 1329-1337.
- (6) George, C.; Behnke, W.; Scheer, V.; Zetzsch, C.; Magi, L.; Ponche, J. L.; Mirabel, P. Fate of ClNO₂ over aqueous solutions containing iodide. *Geophys. Res. Lett.* **1995**, *22*, 1505-1508.
- (7) Koch, T. G.; Rossi, M. J. Direct measurement of surface residence times: Nitryl chloride and chlorine nitrate on alkali halides at room temperature. *J. Phys. Chem. A* **1998**, *102*, 9193-9201.
- (8) Roberts, J. M.; Osthoff, H. D.; Brown, S. S.; Ravishankara, A. R. N₂O₅ oxidizes chloride to Cl₂ in acidic atmospheric aerosol. *Science* **2008**, *321*, 1059-1059, doi:10.1126/science.1158777.
- (9) Schweitzer, F.; Mirabel, P.; George, C. Multiphase chemistry of N₂O₅, ClNO₂ and BrNO₂. *J. Phys. Chem. A* **1998**, *102*, 3942-3952.
- (10) Schweitzer, F.; Mirabel, P.; George, C. Heterogeneous chemistry of nitryl halides in relation to tropospheric halogen activation. *J. Atmos. Chem.* **1999**, *34*, 101-117.

- 91. ClONO₂ + H₂O(s).** Measurement of $\gamma = 0.3$ (+0.7, -0.1) (Hanson and Ravishankara⁵) significantly exceeds early measurements of Molina et al.,¹¹ Tolbert et al.,¹⁴ Leu,⁹ and Moore et al.¹² but agrees reasonably well with subsequent measurements by Chu et al.,² Zhang et al.,¹⁵ and Fernandez et al.³ when geometrical surface areas are assumed for analysis. Previous measurements were probably complicated by NAT formation on the surface (Hanson and Ravishankara⁶ and Chu et al.²). Lower levels of ClONO₂(g) used by Hanson and Ravishankara⁵ minimized this surface saturation problem. Also, using lower ClONO₂ concentrations, Zhang et al. obtained a reaction probability of 0.08 ± 0.02 at 195 K, Fernandez et al. measured 0.1, and values were 0.03 to 0.13 from Chu et al. Subsequent Knudsen cell measurements at 180 and 200 K by Oppliger et al.¹³ showed initial uptake γ s in the 0.2 to 0.4 range. Measured reaction products were HNO₃ and HOCl. All of the HNO₃ and much of the HOCl is retained on the surface under polar stratospheric conditions (Hanson and Ravishankara^{5,6}). Hanson⁴ deposited ClONO₂ on H₂¹⁸O enriched ice and detected H¹⁸OCl showing the Cl-ONO₂ bond is broken at 191 K.

Data plots confirm a trend showing that at a high density of ClONO₂, the product HNO₃ covers the ice surface preventing the further reaction of ClONO₂ with H₂O molecules on the surface. Therefore, data obtained at high ClONO₂ densities (>10¹⁴ molecules/cm³) are excluded from further evaluation. An experiment (Berland et al.¹) using a laser-induced thermal desorption technique yielded a much lower value of ClONO₂ reaction probability at 190 K (about 3 orders of magnitude lower) after extrapolating the results obtained at temperatures of 140 K and below. We also exclude this point in the averaging of data since the physical characteristics of ice surfaces at these very low temperatures may not be very representative of those found at stratospheric temperatures. Selected data show no temperature dependence between T = 180 and 200 K and averaged $\gamma_0 = 0.28 \pm 0.25$. Again, within the experimental accuracy, the Hanson and Ravishankara^{6,7} and Chu et al.² data show that uptake measurements are nearly independent of ice substrate thickness. See Henson et al.⁸ for discussion of a model which accounts for the effect of HNO₃ on the reaction ClONO₂ on water and nitric acid ice surfaces. The reactivity of ClONO₂ on ice, as modeled with high level ab initio methods and simulations with four water molecules is consistent with the above laboratory results, i.e., the uptake coefficient is modeled to be close to 0.1 at 180 K with a strong negative temperature dependence (Loerting et al.¹⁰).

Zondlo et al.¹⁶ report the formation of a supercooled H₂O/HNO₃ liquid layer at 185 K as a reaction product, forming NAT or NAD only after decreasing the relative humidity below the ice frost point. This effect is similar to that resulting from the interaction of gaseous HNO₃ or N₂O₅ with the ice surface. These authors measured $\gamma = (3 \pm 2) \times 10^{-3}$ at 185 K for the reaction of ClONO₂ with this supercooled liquid layer.

[Back to Table](#)

- (1) Berland, B. S.; Tolbert, M. A.; George, S. M. Surface sensitive studies of the reactive uptake of chlorine nitrate on ice. *J. Phys. Chem. A* **1997**, *101*, 9954-9963.
- (2) Chu, L. T.; Leu, M.-T.; Keyser, L. F. Heterogeneous reactions of HOCl + HCl → Cl₂ + H₂O and ClONO₂ + HCl → Cl₂ + HNO₃ on ice surfaces at polar stratospheric conditions. *J. Phys. Chem.* **1993**, *97*, 12798-12804.

- (3) Fernandez, M. A.; Hynes, R. G.; Cox, R. A. Kinetics of ClONO₂ reactive uptake on ice surfaces at temperatures of the upper troposphere. *J. Phys. Chem. A* **2005**, *109*, 9986-9996, doi:10.1021/jp053477b.
- (4) Hanson, D. R. Reactivity of ClONO₂ on H₂¹⁸O ice and organic liquids. *J. Phys. Chem.* **1995**, *99*, 13059-13061.
- (5) Hanson, D. R.; Ravishankara, A. R. The reaction probabilities of ClONO₂ and N₂O₅ on polar stratospheric cloud materials. *J. Geophys. Res.* **1991**, *96*, 5081-5090.
- (6) Hanson, D. R.; Ravishankara, A. R. Investigation of the reactive and nonreactive processes involving ClONO₂ and HCl on water and nitric acid doped ice. *J. Phys. Chem.* **1992**, *96*, 2682-2691.
- (7) Hanson, D. R.; Ravishankara, A. R. Response to "Comment on porosities of ice films used to simulate stratospheric cloud surfaces". *J. Phys. Chem.* **1993**, *97*, 2802-2803.
- (8) Henson, B. F.; Wilson, K. R.; Robinson, J. M. A physical absorption model of the dependence of ClONO₂ heterogeneous reactions on relative humidity. *Geophys. Res. Lett.* **1996**, *23*, 1021-1024.
- (9) Leu, M.-T. Laboratory studies of sticking coefficients and heterogeneous reactions important in the Antarctic stratosphere. *Geophys. Res. Lett.* **1988**, *15*, 17-20.
- (10) Loerting, T.; Voegelé, A. F.; Tautermann, C. S.; Liedl, K. R.; Molina, L. T.; Molina, M. J. Modeling the heterogeneous reaction probability for chlorine nitrate hydrolysis on ice. *J. Geophys. Res.* **2006**, *111*, D14307, doi:10.1029/2006JD007065.
- (11) Molina, M. J.; Tso, T. L.; Molina, L. T.; Wang, F. C. Antarctic stratospheric chemistry of chlorine nitrate, hydrogen chloride, and ice: Release of active chlorine. *Science* **1987**, *238*, 1253-1259.
- (12) Moore, S. B.; Keyser, L. F.; Leu, M. T.; Turco, R. P.; Smith, R. H. Heterogeneous reactions on nitric acid trihydrate. *Nature* **1990**, *345*, 333-335.
- (13) Oppliger, R.; Allan, A.; Rossi, M. J. Real-time kinetics of the uptake of ClONO₂ on ice and in the presence of HCl in the temperature range 160 K ≤ T ≤ 200 K. *J. Phys. Chem. A* **1997**, *101*, 1903-1911.
- (14) Tolbert, M. A.; Rossi, M. J.; Malhotra, R.; Golden, D. M. Reaction of chlorine nitrate with hydrogen chloride and water at Antarctic stratospheric temperatures. *Science* **1987**, *238*, 1258-1260.
- (15) Zhang, R.; Leu, M.-T.; Keyser, L. F. Heterogeneous reactions of ClONO₂, HCl and HOCl on liquid sulfuric acid surfaces. *J. Phys. Chem.* **1994**, *98*, 13563-13574, doi:10.1021/j100102a022.
- (16) Zondlo, M. A.; Barone, S. B.; Tolbert, M. A. Condensed-phase products in heterogeneous reactions: N₂O₅, ClONO₂ and HNO₃ reacting on ice films at 185 K. *J. Phys. Chem. A* **1998**, *102*, 5735-5748.

92. ClONO₂ + H₂O(l). Deiber et al.¹ used a droplet train reactor to measure the uptake of ClONO₂ on pure water between 274 and 285 K. No apparent temperature dependence was observed with all three temperatures measured resulting in reactive uptake measurements near 0.025.

[Back to Table](#)

- (1) Deiber, G.; George, C.; Le Calve, S.; Schweitzer, F.; Mirabel, P. Uptake study of ClONO₂ and BrONO₂ by halide containing droplets. *Atmos. Chem. Phys.* **2004**, *4*, 1291-1299.

93. ClONO₂ + HNO₃·nH₂O(s). Hanson and Ravishankara³ report a γ value of 0.006 at 201 K for the ClONO₂ reaction with the water on NAT (HNO₃·nH₂O). However, these authors present re-analyzed and additional data with $\gamma \approx 0.001$ at 191 K in Hanson and Ravishankara.^{4,5} Similar experiments (Moore et al.⁸ and Leu et al.⁷) report a larger value of 0.02 ± 0.01 which falls very rapidly as slight excesses of H₂O above the 3/1 H₂O/HNO₃ ratio for NAT are removed. In general, it is difficult to know that only NAT is formed when freezing from solution; it is likely that the high value reflects the reactivity on water ice that will form when the solution stoichiometry is water rich. They measured γ of less than 1×10^{-6} for slightly water-poor NAT surfaces. Abbatt and Molina¹ report γ values reaching 0.002 at 202 K and high RH. Hanson and Ravishankara⁴ reported that γ for this reaction increases by a factor of 4 as the surface temperature increases from 191 to 211 K. However, Knudsen cell measurements at 185 K by Barone et al.² reported $\gamma = 0.004$ at a relative humidity (RH) of 100%, rising to 0.007 near RH = 120%, indicating a possible mild negative temperature dependence when high RH values from this and other studies are compared. Excluding the JPL data,^{7,8} the other data obtained at high RH (~90%) were averaged, assuming no temperature dependence, to yield $\gamma = 0.0043 \pm 0.0021$. The strong dependence on RH and the possible temperature dependence suggest that systematic error probably exceeds the calculated statistical error. Within the experimental accuracy, the data of Hanson and Ravishankara^{4,5} show that measured uptake coefficients are independent of ice substrate thickness. Barone et al. report very similar uptake coefficients

for nitric acid dihydrate (NAD) as for NAT as a function of RH at 202 K. See Henson et al.⁶ for discussion of a model which accounts for the effect of HNO₃ on the reaction of ClONO₂ on water and nitric acid ice surfaces.

[Back to Table](#)

- (1) Abbatt, J. P. D.; Molina, M. J. Heterogeneous interactions of ClONO₂ and HCl on nitric acid trihydrate at 202 K. *J. Phys. Chem.* **1992**, *96*, 7674-7679.
- (2) Barone, S. B.; Zondlo, M. A.; Tolbert, M. A. A kinetic and product study of the hydrolysis of ClONO₂ on type Ia polar stratospheric cloud materials at 185 K. *J. Phys. Chem. A* **1997**, *101*, 8643-8652.
- (3) Hanson, D. R.; Ravishankara, A. R. The reaction probabilities of ClONO₂ and N₂O₅ on polar stratospheric cloud materials. *J. Geophys. Res.* **1991**, *96*, 5081-5090.
- (4) Hanson, D. R.; Ravishankara, A. R. Investigation of the reactive and nonreactive processes involving ClONO₂ and HCl on water and nitric acid doped ice. *J. Phys. Chem.* **1992**, *96*, 2682-2691.
- (5) Hanson, D. R.; Ravishankara, A. R. Response to "Comment on porosities of ice films used to simulate stratospheric cloud surfaces". *J. Phys. Chem.* **1993**, *97*, 2802-2803.
- (6) Henson, B. F.; Wilson, K. R.; Robinson, J. M. A physical absorption model of the dependence of ClONO₂ heterogeneous reactions on relative humidity. *Geophys. Res. Lett.* **1996**, *23*, 1021-1024.
- (7) Leu, M.-T.; Moore, S. B.; Keyser, L. F. Heterogeneous reactions of chlorine nitrate and hydrogen chloride on Type I polar stratospheric clouds. *J. Phys. Chem.* **1991**, *95*, 7763-7771.
- (8) Moore, S. B.; Keyser, L. F.; Leu, M. T.; Turco, R. P.; Smith, R. H. Heterogeneous reactions on nitric acid trihydrate. *Nature* **1990**, *345*, 333-335.

94. ClONO₂ + H₂SO₄·nH₂O(l). Results from wetted-wall flow tube (Hanson and Ravishankara⁵) Knudsen cell reactor (Manion et al.⁶), aerosol flow tube (Hanson and Lovejoy³), and droplet train uptake (Robinson et al.⁷) experiments supplement older wetted-wall flow tube (Hanson and Ravishankara⁴) and Knudsen cell measurements (Rossi et al.⁸ and Tolbert et al.¹⁰). Although earlier Knudsen cell measurements probably suffered from surface saturation, more recent results compare well with those from other techniques. Saturation free results, available over a temperature range of 200–265 K and a H₂SO₄ concentration range of 39 to 75 wt%, were fit to a phenomenological model developed by Robinson et al.⁷ Measured γ values depend strongly on H₂SO₄ concentration and vary modestly with temperature, with a trend to somewhat higher values for the 210–220 K temperature range. The temperature-dependent uptake model takes into account the temperature and composition dependence of the effective Henry's Law constant, liquid phase diffusion coefficient, and the liquid phase hydrolysis rate constant. The hydrolysis reaction was treated by modeling two reaction channels, a direct hydrolysis process dominating reaction at low H₂SO₄ concentrations with a reaction rate proportional to water activity and a proton-catalyzed reaction with a rate proportional to H⁺ activity, which dominates at higher acid concentrations.

The data fit to the original Robinson et al. model have been supplemented by additional wetted-wall flow tube and aerosol flow tube data from Hanson² and aerosol flow tube data from Ball et al.¹ A revised kinetic model (Shi et al.⁹) incorporating these data has been developed that is based on the earlier work of Robinson et al.⁷ In this model, γ is calculated using the expression

$$\frac{1}{\gamma} = \frac{1}{\alpha} + \frac{1}{\Gamma_b^{H_2O}}$$

where,

$$\Gamma_b^{H_2O} = \frac{4H_{ClONO_2}RT}{\bar{c}} \left(D_{ClONO_2} k_{hydr} \right)^{1/2}$$

The detailed parameterizations for H_{ClONO_2} , D_{ClONO_2} , and k_{hydr} are given in the Appendix in Shi et al.⁹ As was the case for N₂O₅ hydrolysis k_{hydr} is seen to have a direct and an acid catalyzed channel. Using the same error analysis approach as in the note on N₂O₅ uptake, the model error is about 32.4% (1 σ), with $\sigma_m = 32.2\%$ and $\sigma_d = 4.0\%$.

In the calculation of the chlorine activation (Cl_2 production) rate under stratospheric conditions, one needs to take into account the competition between the reactions of $\text{ClONO}_2 + \text{H}_2\text{O}$ and $\text{ClONO}_2 + \text{HCl}$. The presence of HCl will depress the reaction probability of ClONO_2 with H_2O .

[Back to Table](#)

- (1) Ball, S. M.; Fried, A.; Henry, B. E.; Mozurkewich, M. The hydrolysis of ClONO_2 on sub-micron liquid sulfuric acid aerosols. *Geophys. Res. Lett.* **1998**, *25*, 3339-3342.
- (2) Hanson, D. R. Reaction of ClONO_2 with H_2O and HCl in sulfuric acid and $\text{HNO}_3/\text{H}_2\text{SO}_4/\text{H}_2\text{O}$ mixtures. *J. Phys. Chem. A* **1998**, *102*, 4794-4807.
- (3) Hanson, D. R.; Lovejoy, E. R. The reaction of ClONO_2 with submicrometer sulfuric acid aerosol. *Science* **1995**, *267*, 1326-1329.
- (4) Hanson, D. R.; Ravishankara, A. R. The reaction probabilities of ClONO_2 and N_2O_5 on 40 to 75% sulfuric acid solutions. *J. Geophys. Res.* **1991**, *96*, 17307-17314.
- (5) Hanson, D. R.; Ravishankara, A. R. Reactive uptake of ClONO_2 onto sulfuric acid due to reaction with HCl and H_2O . *J. Phys. Chem.* **1994**, *98*, 5728-5735.
- (6) Manion, J. A.; Fittschen, C. M.; Golden, D. M.; Williams, L. R.; Tolbert, M. A. Heterogeneous reactions of chlorine nitrate and dinitrogen pentoxide on sulfuric acid surfaces representative of global stratospheric aerosol particles. *Israel J. Chem.* **1994**, *34*, 355-363.
- (7) Robinson, G. N.; Worsnop, D. R.; Jayne, J. T.; Kolb, C. E.; Davidovits, P. Heterogeneous reaction kinetics of N_2O_5 and ClONO_2 on cold, concentrated sulfuric acid droplets. *J. Geophys. Res.* **1997**, *102*, 3583-3601.
- (8) Rossi, M. J.; Malhotra, R.; Golden, D. M. Heterogeneous chemical reaction of chlorine nitrate and water on sulfuric-acid surfaces at room temperature. *Geophys. Res. Lett.* **1987**, *14*, 127-130.
- (9) Shi, Q.; Davidovits, P.; Jayne, J. T.; Kolb, C. E.; Worsnop, D. R. Kinetic model for reaction of ClONO_2 with H_2O and HCl and HOCl with HCl in sulfuric acid solutions. *J. Geophys. Res.* **2001**, *106*, 24259-24274.
- (10) Tolbert, M. A.; Rossi, M. J.; Golden, D. M. Heterogeneous interactions of chlorine nitrate, hydrogen chloride and nitric acid with sulfuric acid surfaces at stratospheric temperatures. *Geophys. Res. Lett.* **1988**, *15*, 847-850.

95. **$\text{ClONO}_2 + \text{H}_2\text{SO}_4 \cdot \text{H}_2\text{O}(\text{s})$ and $\text{H}_2\text{SO}_4 \cdot 4\text{H}_2\text{O}(\text{s})$.** Measurements by Hanson and Ravishankara¹ and Zhang et al.² demonstrate that the reaction probability on the tetrahydrate is a strong function of both temperature and relative humidity, both of which affect the level of adsorbed H_2O . Both groups covered the temperature range of 192–205 K. The reaction is slowest at higher temperatures and lower relative humidities. Zhang et al.² have parameterized their data in the form of $\log \gamma = a_1 + a_2 \log x + a_3 \log^2 x$; for 195 K and $x =$ water partial pressure in Torr: $a_1 = 10.12$, $a_2 = 5.75$ and $a_3 = 0.62$; for a water partial pressure of 3.4×10^{-4} Torr and $x = T(\text{K})$ between 182 and 206: $a_1 = 318.67$, $a_2 = -3.13$ and $a_3 = 0.0076$. Zhang et al.³ have also measured a low value of $\gamma \sim 2 \times 10^{-4}$ on sulfuric acid monohydrate at 195 K.

[Back to Table](#)

- (1) Hanson, D. R.; Ravishankara, A. R. Reaction of ClONO_2 with HCl on NAT, NAD, and frozen sulfuric acid and hydrolysis of N_2O_5 and ClONO_2 on frozen sulfuric acid. *J. Geophys. Res.* **1993**, *98*, 22931-22936.
- (2) Zhang, R.; Jayne, J. T.; Molina, M. J. Heterogeneous interactions of ClONO_2 and HCl with sulfuric acid tetrahydrate: Implications for the stratosphere. *J. Phys. Chem.* **1994**, *98*, 867-874, doi:10.1021/j100054a022.
- (3) Zhang, R.; Leu, M.-T.; Keyser, L. F. Sulfuric acid monohydrate: Formation and heterogeneous chemistry in the stratosphere. *J. Geophys. Res.* **1995**, *100*, 18,845-18,854.

96. **$\text{ClONO}_2 + \text{HCl} + \text{H}_2\text{O}(\text{s})$.** Reaction probabilities of 0.27 (+0.73, -0.13) (Leu⁶) and 0.05 to 0.1 (Molina et al.⁸) were reported at 195 and 185 K, respectively. Abbatt and Molina¹ and Hanson and Ravishankara⁴ report that a portion of the reaction may be due to $\text{HOCl} + \text{HCl} \rightarrow \text{Cl}_2 + \text{H}_2\text{O}$, with HOCl formed from $\text{ClONO}_2 + \text{H}_2\text{O}(\text{s}) \rightarrow \text{HOCl} + \text{HNO}_3(\text{s})$. Hanson and Ravishankara⁵ saw no enhancement of the ClONO_2 reaction probability when $\text{H}_2\text{O}(\text{s})$ is doped with HCl . Their preferred value at 192 K is $\gamma = 0.3$, but this is consistent with $\gamma = 1$. Chu et al.² also report a value of 0.27 (± 0.19) at 188 K, assuming no correction for porosity, but suggest the true value is 0.10 (± 0.08). Using a Knudsen cell technique and looking at initial uptake, Oppliger et al.⁹ measured $\gamma = 0.7$ at 180 K and 0.2 at 200 K with HCl in excess, and both Fernandez et al.³ and McNeil et al.⁷ report a value of >0.1 at close to 200 K. McNeil et al. report that this value is

substantially smaller at 218 K. Eliminating the Molina et al. points, which were taken at much higher ClONO₂ concentrations than the others, plots of the remaining data show no obvious bias when plotted as a function of reactant concentration or temperature (180–200 K). Their average value $\gamma = 0.26 \pm 0.06$. The Oppliger et al. data were presented for two HCl concentrations, differing by a factor of three. All points from both HCl concentrations were included since all the data were generally consistent with previous measurements, although the higher HCl concentrations did tend to produce modestly higher uptake coefficients. Until a fuller model is available, a single temperature independent value with a moderate uncertainty due to surface porosity seems appropriate.

[Back to Table](#)

- (1) Abbatt, J. P. D.; Molina, M. J. Heterogeneous interactions of ClONO₂ and HCl on nitric acid trihydrate at 202 K. *J. Phys. Chem.* **1992**, *96*, 7674-7679.
- (2) Chu, L. T.; Leu, M.-T.; Keyser, L. F. Heterogeneous reactions of HOCl + HCl → Cl₂ + H₂O and ClONO₂ + HCl → Cl₂ + HNO₃ on ice surfaces at polar stratospheric conditions. *J. Phys. Chem.* **1993**, *97*, 12798-12804.
- (3) Fernandez, M. A.; Hynes, R. G.; Cox, R. A. Kinetics of ClONO₂ reactive uptake on ice surfaces at temperatures of the upper troposphere. *J. Phys. Chem. A* **2005**, *109*, 9986-9996, doi:10.1021/jp053477b.
- (4) Hanson, D. R.; Ravishankara, A. R. The reaction probabilities of ClONO₂ and N₂O₅ on 40 to 75% sulfuric acid solutions. *J. Geophys. Res.* **1991**, *96*, 17307-17314.
- (5) Hanson, D. R.; Ravishankara, A. R. The reaction probabilities of ClONO₂ and N₂O₅ on polar stratospheric cloud materials. *J. Geophys. Res.* **1991**, *96*, 5081-5090.
- (6) Leu, M.-T. Laboratory studies of sticking coefficients and heterogeneous reactions important in the Antarctic stratosphere. *Geophys. Res. Lett.* **1988**, *15*, 17-20.
- (7) McNeill, V. F.; Loerting, T.; Geiger, F. M.; Trout, B. L.; Molina, M. J. Hydrogen chloride-induced surface disordering on ice. *Proc. Nat. Acad. Sci.* **2006**, *103*, 9422-9427.
- (8) Molina, M. J.; Tso, T. L.; Molina, L. T.; Wang, F. C. Antarctic stratospheric chemistry of chlorine nitrate, hydrogen chloride, and ice: Release of active chlorine. *Science* **1987**, *238*, 1253-1259.
- (9) Oppliger, R.; Allan, A.; Rossi, M. J. Real-time kinetics of the uptake of ClONO₂ on ice and in the presence of HCl in the temperature range 160 K ≤ T ≤ 200 K. *J. Phys. Chem. A* **1997**, *101*, 1903-1911.

97. **ClONO₂ + HCl + HNO₃•3H₂O.** Measurements by Hanson and Ravishankara,^{3,4} Leu and co-workers in Moore et al.⁶ and Leu et al.,⁵ and Abbatt and Molina¹ all report high γ values (>0.1) on NAT for temperatures between 192 and 202 K on water-rich NAT. Hanson and Ravishankara indicate that reaction probabilities on NAD are similar to those on NAT. The most recent NAT studies (Abbatt and Molina¹) show a strong fall-off with relative humidity from $\gamma > 0.2$ at 90% RH to 0.002 at 20% RH, indicating the necessity of sufficient water to solvate reactants. Within the limited measurements, data plots show no indication that the reaction probability of ClONO₂ + HCl depends on HCl and ClONO₂ gas phase concentrations or temperature between 191 and 202 K for water-rich NAT, but for nitric acid-rich NAT, there is a strong dependence on the partial pressure of HCl indicating that HCl is a limiting reagent on the surface under those conditions (Abbatt and Molina¹). Averaged data yield $\gamma = 0.23 \pm 0.10$ for the water-rich case. Carslaw and Peter² have published a model of this reaction and its dependence on HCl uptake.

[Back to Table](#)

- (1) Abbatt, J. P. D.; Molina, M. J. Heterogeneous interactions of ClONO₂ and HCl on nitric acid trihydrate at 202 K. *J. Phys. Chem.* **1992**, *96*, 7674-7679.
- (2) Carslaw, K. S.; Peter, T. Uncertainties in reactive uptake coefficients for solid stratospheric particles-1. Surface chemistry. *Geophys. Res. Lett.* **1997**, *24*, 1743-1746.
- (3) Hanson, D. R.; Ravishankara, A. R. The reaction probabilities of ClONO₂ and N₂O₅ on polar stratospheric cloud materials. *J. Geophys. Res.* **1991**, *96*, 5081-5090.
- (4) Hanson, D. R.; Ravishankara, A. R. Investigation of the reactive and nonreactive processes involving ClONO₂ and HCl on water and nitric acid doped ice. *J. Phys. Chem.* **1992**, *96*, 2682-2691.
- (5) Leu, M.-T.; Moore, S. B.; Keyser, L. F. Heterogeneous reactions of chlorine nitrate and hydrogen chloride on Type I polar stratospheric clouds. *J. Phys. Chem.* **1991**, *95*, 7763-7771.
- (6) Moore, S. B.; Keyser, L. F.; Leu, M. T.; Turco, R. P.; Smith, R. H. Heterogeneous reactions on nitric acid trihydrate. *Nature* **1990**, *345*, 333-335.

98. **ClONO₂ + HCl + H₂SO₄•nH₂O(l).** Early work by Tolbert et al.¹⁰ and Hanson and Ravishankara⁴ indicated that the presence of HCl had little effect on the reaction of ClONO₂ with concentrated sulfuric acid (>65 wt% H₂SO₄). Subsequent realization that HCl would be more soluble, and therefore a more potent reactant, in the colder, more dilute sulfuric acid aerosols characteristic of the polar stratosphere led to additional investigations by Hanson and Ravishankara,⁵ Zhang et al.,¹¹ Elrod et al.,¹ and Hanson.² All these measurements show a strong dependence of reactivity on HCl solubility, which in turn depends on water activity. The solubility of HCl in a wide range of sulfuric acid solutions has been experimentally determined by a range of techniques that agree well with current thermodynamic models. See Robinson et al.⁸ for a review. Hanson and Lovejoy³ measured a reacto-diffusive length, *l*, of only 0.009 ± 0.005 μm for 60 wt% H₂SO₄ in an aerosol flow reactor. (See Hanson et al.⁶ for a definition of *l*) This is a factor of four lower than the value for the hydrolysis reaction of ClONO₂ showing the significant enhancement of ClONO₂ uptake due to HCl.

The ClONO₂ + HCl reaction on/in sulfuric acid has been modeled in Shi et al.⁹ using the same phenomenological model for ClONO₂ hydrolysis driven uptake by sulfuric acid. Since the effect of HCl on the ClONO₂ uptake is to increase the ClONO₂ pseudo-first-order reaction rate, the model of ClONO₂ uptake (see note on ClONO₂ uptake on sulfuric acid) should include the pseudo first order reaction rate, *k*_{HCl}. The formulation of *k*_{HCl} is found in the appendix in Shi et al.⁹ It is likely that the ClONO₂ reaction with HCl, like the ClONO₂ hydrolysis reaction, is acid catalyzed via protonated HClONO₂⁺, where Cl⁺ is activated as in the case of HOCl + HCl. For the ClONO₂ + HCl reaction, there is also a surface reaction (Hanson²). Hanson proposed that Γ_s, the effective uptake rate due to surface reactions, is linearly proportional to water activity; however, the calculated value of γ_o at 250 K and 60 wt% H₂SO₄ using his formulation is 0.02 (here γ_o~Γ_s), which is contradictory to his aerosol flow reactor result, which yielded γ_o = 0.0079 (here γ_o~Γ_b) (Hanson and Lovejoy³). In the model presented in the Shi et al. appendix, it is assumed that that Γ_s is linearly proportional to Henry's law constant of ClONO₂, rather than the water activity. The temperature dependence of Γ_s is determined, based on two measured values of Γ_s at 203 K (Hanson²) and 250 K (Hanson and Lovejoy³). The model yields a value of γ_o~0.011 (here γ_o~Γ_s), which is close to the measured value.

In the stratosphere, when the reaction rate of ClONO₂ with HCl exceeds the flux of HCl to the particle surface, HCl is depleted. This, in turn, will depress the rate of both the ClONO₂ and HOCl + HCl reactions, and increase the ClONO₂ hydrolysis rate. Shi et al.⁹ have proposed a model in which this effect is taken into account by including a factor F_{HCl} (see Table A-3 in Shi et al.). The formulation of F_{HCl} is based on scaling HCl reaction and accommodation fluxes. This flux correction is not exact (i.e., it does not rigorously calculate the HCl surface or bulk concentration) but provides a good approximation to the expected reduction in HCl + ClONO₂/HOCl reactivity and, just as importantly, the effective increase in ClONO₂ + H₂O reactivity when p_{ClONO₂} > p_{HCl}. This is particularly relevant during cold Cl activation events when HCl can be removed almost completely (i.e., see Jaegle et al.⁷).

Using the same error analysis approach as in the note on N₂O₅ uptake by sulfuric acid, the error of using the model in the Appendix is about 40.0% (one sigma), with σ_m = 39.8% and σ_d = 4.0%.

[Back to Table](#)

- (1) Elrod, M. J.; Koch, R. E.; Kim, J. E.; Molina, M. S. HCl vapour pressures and reaction probabilities of ClONO₂ + HCl on liquid H₂SO₄-HNO₃-HCl-H₂O solutions. *Faraday Discuss.* **1995**, *100*, 269-278.
- (2) Hanson, D. R. Reaction of ClONO₂ with H₂O and HCl in sulfuric acid and HNO₃/H₂SO₄/H₂O mixtures. *J. Phys. Chem. A* **1998**, *102*, 4794-4807.
- (3) Hanson, D. R.; Lovejoy, E. R. The reaction of ClONO₂ with submicrometer sulfuric acid aerosol. *Science* **1995**, *267*, 1326-1329.
- (4) Hanson, D. R.; Ravishankara, A. R. The reaction probabilities of ClONO₂ and N₂O₅ on 40 to 75% sulfuric acid solutions. *J. Geophys. Res.* **1991**, *96*, 17307-17314.
- (5) Hanson, D. R.; Ravishankara, A. R. Reactive uptake of ClONO₂ onto sulfuric acid due to reaction with HCl and H₂O. *J. Phys. Chem.* **1994**, *98*, 5728-5735.
- (6) Hanson, D. R.; Ravishankara, A. R.; Solomon, S. Heterogeneous reactions in sulfuric acid aerosols: A framework for model calculations. *J. Geophys. Res.* **1994**, *99*, 3615-3629.
- (7) Jaegle, L.; Webster, C. R.; May, R. D.; Scott, D. C.; Stimpfle, R. M.; Kohn, D. W.; Wennberg, P. O.; Hansico, T. F.; Cohen, R. C.; Proffitt, M. H.; Kelly, K. K.; Elkins, J.; Baumgardner, D.; Dye, J. E.; Wilson, J. C.; Pueschel, R. F.; Chan, K. R.; Salawitch, R. J.; Tuck, A. F.; Hovde, S. J.; Yung, Y. L.

- Evolution and stoichiometry of heterogeneous processing in the Antarctic stratosphere. *J. Geophys. Res.* **1997**, *102*, 13235-13253.
- (8) Robinson, G. N.; Worsnop, D. R.; Jayne, J. T.; Kolb, C. E.; Swartz, E.; Davidovits, P. Heterogeneous uptake of HCl by sulfuric acid solutions. *J. Geophys. Res.* **1998**, *103*, 25371-25381.
 - (9) Shi, Q.; Davidovits, P.; Jayne, J. T.; Kolb, C. E.; Worsnop, D. R. Kinetic model for reaction of ClONO₂ with H₂O and HCl and HOCl with HCl in sulfuric acid solutions. *J. Geophys. Res.* **2001**, *106*, 24259-24274.
 - (10) Tolbert, M. A.; Rossi, M. J.; Golden, D. M. Heterogeneous interactions of chlorine nitrate, hydrogen chloride and nitric acid with sulfuric acid surfaces at stratospheric temperatures. *Geophys. Res. Lett.* **1988**, *15*, 847-850.
 - (11) Zhang, R.; Jayne, J. T.; Molina, M. J. Heterogeneous interactions of ClONO₂ and HCl with sulfuric acid tetrahydrate: Implications for the stratosphere. *J. Phys. Chem.* **1994**, *98*, 867-874, doi:10.1021/j100054a022.
- 99. ClONO₂+HCl + H₂SO₄•H₂O(s) and H₂SO₄•4H₂O(s).** This reaction has been studied by Hanson and Ravishankara¹ and Zhang et al.² The reaction probability is strongly dependent on the thermodynamic state of the SAT surface, which is controlled by the temperature and the water vapor partial pressure. At a water vapor pressure of 5.6×10^{-4} Torr the measured γ drops by over two orders of magnitude as the SAT surface temperature rises from 195 to 206 K. The results from the two groups are in qualitative agreement, but sample different H₂O and HCl partial pressures. Zhang et al. have parameterized their data as a function of water partial pressure (at 195 K) and temperature (both at an HCl partial pressure of 4 to 8×10^{-7} Torr) in the form $\log \gamma = a_1 + a_2 \log x + a_3 (\log x)^2$. For H₂O partial pressure, $a_1 = 5.25$, $a_2 = 1.91$, and $a_3 = 0.0$; for T(K), $a_1 = 175.74$, $a_2 = -1.59$, and $a_3 = 0.0035$. Care must be taken in extrapolating either data set to lower HCl concentrations. Zhang et al.³ measured no enhancement of ClONO₂ uptake on sulfuric acid monohydrate at 195 K with $(2-8) \times 10^{-7}$ Torr of HCl present, implying $\gamma < 1 \times 10^{-4}$.
[Back to Table](#)
- (1) Hanson, D. R.; Ravishankara, A. R. Reaction of ClONO₂ with HCl on NAT, NAD, and frozen sulfuric acid and hydrolysis of N₂O₅ and ClONO₂ on frozen sulfuric acid. *J. Geophys. Res.* **1993**, *98*, 22931-22936.
 - (2) Zhang, R.; Jayne, J. T.; Molina, M. J. Heterogeneous interactions of ClONO₂ and HCl with sulfuric acid tetrahydrate: Implications for the stratosphere. *J. Phys. Chem.* **1994**, *98*, 867-874, doi:10.1021/j100054a022.
 - (3) Zhang, R.; Leu, M.-T.; Keyser, L. F. Sulfuric acid monohydrate: Formation and heterogeneous chemistry in the stratosphere. *J. Geophys. Res.* **1995**, *100*, 18,845-18,854.
- 100. ClONO₂ + HCl + Al₂O₃(s).** Molina et al.¹ used flow tube techniques to measure $\gamma = 0.020 \pm 0.005$ on α -alumina at 195–230 K with stratospheric (5 ppmV) water vapor levels. Measured γ was independent of T and was affected very little by 5 ppbv HNO₃ vapor. The same γ was measured for a Pyrex surface, indicating the absorbed water and not the inorganic substrate hosted the reaction.
[Back to Table](#)
- (1) Molina, M. J.; Meads, R. F.; Spencer, D. D.; Molina, L. T. The reaction of ClONO₂ with HCl on aluminum oxide. *Geophys. Res. Lett.* **1997**, *24*, 1619-1622.
- 101. ClONO₂ + NaCl.** Timonen et al.¹⁰ studied the uptake of ClONO₂ on NaCl powders at 296 K and 225 K using a flow tube. Complete deactivation of the surface was observed at 225 K but not at 296 K. The uptake coefficients, after correction (typically by an order of magnitude) using the pore diffusion model of Keyser et al.^{7,8} were $\gamma_0 = (4.6 \pm 3.1) \times 10^{-3}$ (1 σ) at 296 K and $\gamma_0 = (6.7 \pm 3.2) \times 10^{-3}$ (1 σ) at 225 K. Similarly low values for the uptake coefficient are reported by Zelenov et al.¹¹ using a flow tube approach. On the other hand, Caloz et al.² used a Knudsen cell and found that the initial uptake coefficient was 0.23 ± 0.06 , independent of the type of salt used (powders, single crystals, deposited salt films) and without applying a correction for pore diffusion since no mass dependence for γ was observed; in similar studies. Aguzzi and Rossi¹ measured a value of $\gamma_0 = 0.10 \pm 0.05$ for the uptake of ClONO₂ on NaCl and 0.27 ± 0.10 for uptake on the unreactive NaNO₃ and Na₂SO₄ salts. The Cl₂ yield was 100% for NaCl, in agreement with the earlier studies^{2,10} but 27 ± 7 % on the unreactive salts. Koch and Rossi⁹ used a diffusion tube technique to measure a value of 0.1 for the uptake coefficient. Gebel and Finlayson-Pitts⁵

used a Knudsen cell and measured an initial value of $\gamma_0 = 0.14 \pm 0.11$ (2σ) and a steady-state value of $\gamma = (3.9 \pm 1.8) \times 10^{-2}$, but concluded that approximately two layers of salt were sampled in these multi-layer experiments. The use of a single or sub-single layer of NaCl gave a steady state value corrected using the model of Hoffman et al. of $\gamma = (2.4 \pm 1.2) \times 10^{-2}$.⁶ The source of the very disparate results from the different groups and techniques is not clear. All studies agree that the yield of Cl₂ is 100%, consistent with $\text{ClONO}_2 + \text{NaCl} \rightarrow \text{Cl}_2 + \text{NaNO}_3$ as observed earlier,⁴ with small amounts of HOCl from hydrolysis of ClONO₂ on the surface being observed in the presence of water.

Deiber et al.³ studied the uptake of ClONO₂ on water, NaCl and NaBr solutions using a droplet train flow reactor. The uptake coefficient was the same on water and 0.1 M NaCl, and Cl₂ was observed as the gas phase product.

[Back to Table](#)

- (1) Aguzzi, A.; Rossi, M. J. The kinetics of the heterogeneous reaction of BrONO₂ with solid alkali halides at ambient temperature. A comparison with the interaction of ClONO₂ on NaCl and KBr. *Phys. Chem. Chem. Phys.* **1999**, *1*, 4337-4346.
- (2) Caloz, F.; Fentner, F. F.; Rossi, M. J. Heterogeneous kinetics of the uptake of ClONO₂ on NaCl and NaBr. *J. Phys. Chem.* **1996**, *100*, 7494-7501.
- (3) Deiber, G.; George, C.; Le Calve, S.; Schweitzer, F.; Mirabel, P. Uptake study of ClONO₂ and BrONO₂ by halide containing droplets. *Atmos. Chem. Phys.* **2004**, *4*, 1291-1299.
- (4) Finlayson-Pitts, B. J.; Ezell, M. J.; Pitts, J. N., Jr. Formation of chemically active chlorine compounds by reactions of atmospheric NaCl particles with gaseous N₂O₅ and ClONO₂. *Nature* **1989**, *337*, 241-244.
- (5) Gebel, M. E.; Finlayson-Pitts, B. J. Uptake and reaction of ClONO₂ on NaCl and synthetic sea salt. *J. Phys. Chem. A* **2001**, *105*, 5178-5187, doi:10.1021/jp0046290.
- (6) Hoffman, R. C.; Gebel, M. E.; Fox, B. S.; Finlayson-Pitts, B. J. Knudsen cell studies of the reactions of N₂O₅ and ClONO₂ with NaCl: Development and application of a model for estimating available surface areas and corrected uptake coefficients. *Phys. Chem. Chem. Phys.* **2003**, *5*, 1780-1789, doi:10.1039/b301126g.
- (7) Keyser, L. F.; Leu, M.-T.; Moore, S. B. Comment on porosities of ice films used to simulate stratospheric cloud surfaces. *J. Phys. Chem.* **1993**, *97*, 2800-2801.
- (8) Keyser, L. F.; Moore, S. B.; Leu, M. T. Surface reaction and pore diffusion in flow tube reactors. *J. Phys. Chem.* **1991**, *95*, 5496-5502.
- (9) Koch, T. G.; Rossi, M. J. Direct measurement of surface residence times: Nitryl chloride and chlorine nitrate on alkali halides at room temperature. *J. Phys. Chem. A* **1998**, *102*, 9193-9201.
- (10) Timonen, R. S.; Chu, L. T.; Leu, M.-T.; Keyser, L. F. Heterogeneous reaction of ClONO₂(g) + NaCl(s) → Cl₂(g) + NaNO₃(s). *J. Phys. Chem.* **1994**, *98*, 9509-9517, doi:10.1021/j100089a025.
- (11) Zelenov, V. V.; Aparina, E. V.; Kashtanov, S. A.; Shestakov, D. V.; Gershenson, Y. M. Kinetic mechanism of ClONO₂ uptake on polycrystalline film of NaCl. *J. Phys. Chem. A* **2006**, *110*, 6771-6780, doi:10.1021/jp056272b.

102. ClONO₂ + KBr and NaBr. Caloz et al.² and Aguzzi and Rossi¹ report a rapid uptake of ClONO₂ on KBr solid salts at room temperature, $\gamma_0 = 0.35 \pm 0.06$ and $\gamma_0 = 0.18 \pm 0.07$ respectively; corrections for pore diffusion were not applied but are not expected to be large at these high uptake coefficients (see Introduction). This is consistent with a value of 0.1 measured by Koch and Rossi⁴ using a diffusion tube technique. The reaction products are BrCl, Br₂ and Cl₂. BrCl is the initial reaction product formed from $\text{ClONO}_2 + \text{KBr} \rightarrow \text{BrCl} + \text{KNO}_3$. Br₂ is generated in a secondary reaction of BrCl with KBr: $\text{BrCl} + \text{KBr} \rightarrow \text{Br}_2 + \text{KCl}$. Cl₂ is then formed as the surface KBr is converted to KCl, which then reacts with ClONO₂. Deiber et al.³ studied the uptake of ClONO₂ on water, NaCl and NaBr solutions using a droplet train flow reactor. On NaBr, the uptake increased from 0.041 at 0.01 M NaBr to 0.073 at 1 M NaBr. From the dependence on the NaBr concentration, a value for the mass accommodation coefficient for ClONO₂ of 0.108 ± 0.033 (2σ) was obtained. The gas phase products were BrCl and Br₂, the latter formed by secondary reactions of BrCl with Br⁻.

[Back to Table](#)

- (1) Aguzzi, A.; Rossi, M. J. The kinetics of the heterogeneous reaction of BrONO₂ with solid alkali halides at ambient temperature. A comparison with the interaction of ClONO₂ on NaCl and KBr. *Phys. Chem. Chem. Phys.* **1999**, *1*, 4337-4346.

- (2) Caloz, F.; Fentner, F. F.; Rossi, M. J. Heterogeneous kinetics of the uptake of ClONO₂ on NaCl and NaBr. *J. Phys. Chem.* **1996**, *100*, 7494-7501.
- (3) Deiber, G.; George, C.; Le Calve, S.; Schweitzer, F.; Mirabel, P. Uptake study of ClONO₂ and BrONO₂ by halide containing droplets. *Atmos. Chem. Phys.* **2004**, *4*, 1291-1299.
- (4) Koch, T. G.; Rossi, M. J. Direct measurement of surface residence times: Nitryl chloride and chlorine nitrate on alkali halides at room temperature. *J. Phys. Chem. A* **1998**, *102*, 9193-9201.

103. ClONO₂ + sea salt. Gebel and Finlayson-Pitts¹ reported a rapid reaction between ClONO₂ and synthetic sea salt, with initial values based on the geometric sample area of $\gamma_0 = 0.42$ and steady-state values of $\gamma = 0.16$ (2σ). These were measured with multiple salt layers (3–236) but corrections for diffusion into underlying layers for such high uptake coefficients are relatively small, less than a factor of three. The yield of Cl₂ was $78 \pm 13\%$; small amounts of HCl and HOCl were also observed as products. The recommended lower limit is based on these studies and the rapid uptake of other reactive species such as HNO₃ and N₂O₅.

[Back to Table](#)

- (1) Gebel, M. E.; Finlayson-Pitts, B. J. Uptake and reaction of ClONO₂ on NaCl and synthetic sea salt. *J. Phys. Chem. A* **2001**, *105*, 5178-5187, doi:10.1021/jp0046290.

104. ClONO₂ + HBr + H₂O(s) and HNO₃•nH₂O(s). This reaction was studied by Hanson and Ravishankara² on water ice and NAT near 200 K. A diffusion-limited reaction probability of >0.3 was observed. Allanic et al.¹ measured $\gamma = 0.56 \pm 0.11$ at 200 K on water ice, observing Cl₂ and Br₂ to be formed in yields of 100% and 66 to 80%, respectively, in the range 180 to 200 K.

[Back to Table](#)

- (1) Allanic, A.; Oppliger, R.; van den Bergh, H.; Rossi, M. J. The heterogeneous kinetics of the reactions ClONO₂ + HX/ice (X = Cl, Br, I), BrONO₂ + HI/ice and the reactivity of the interhalogens BrCl, ICl and IBr with HX/ice (X = Cl, Br, I) in the temperature range 180 to 205 K. *Z. Phys. Chem.* **2000**, *214*, 1479-1500.
- (2) Hanson, D. R.; Ravishankara, A. R. Heterogeneous chemistry of HBr and HF. *J. Phys. Chem.* **1992**, *96*, 9441-9446.

105. ClONO₂ + HF + H₂O(s) and HNO₃•nH₂O(s). Hanson and Ravishankara¹ were not able to observe this reaction on water ice and NAT surfaces near 200 K.

[Back to Table](#)

- (1) Hanson, D. R.; Ravishankara, A. R. Heterogeneous chemistry of HBr and HF. *J. Phys. Chem.* **1992**, *96*, 9441-9446.

106. CF_xCl_(4-x) (x=0–3) and CF₂Br₂ + Al₂O₃(s). Robinson et al.³ reported steady-state dissociative uptake of CF₂Cl₂ and CF₂Br₂ on α -alumina surfaces at 210 and 315 K. Reaction probabilities of about 1×10^{-3} at 210 K were measured by monitoring the amounts of surface species bonded to the Al₂O₃ substrate. A re-analysis (Robinson et al.⁴) lowered this value by about a factor of 50. Moderate surface dosage with water vapor did not quench the reaction. In addition, Dai et al.¹ and Robinson et al.² studied dissociative chemisorption of CF₃Cl, CF₂Cl₂, CFCl₃, and CCl₄ on dehydroxylated γ -alumina powders. The obtained reactive uptake probabilities ranging from 0.4×10^{-5} for CFCl₃ to 1.0×10^{-5} for CFCl₃ over a temperature range of 120 to 300 K. HCl and halomethyl radicals were observed as desorption products. Loss of these products may point to somewhat higher γ s, since they were measured by integrating halogen bound to Al₂O₃ substrates.

[Back to Table CF_xCl_{\(4-x\)}](#) [Back to Table CF₂Br₂](#)

- (1) Dai, Q.; Robinson, G. N.; Freedman, A. Reactions of halomethanes with γ -alumina surfaces. I: An infrared spectroscopic study. *J. Phys. Chem.* **1997**, *101*, 4940-4946.
- (2) Robinson, G. N.; Dai, Q.; Freedman, A. Reaction of halomethanes on γ -alumina surfaces. II: X-ray photoelectron and temperature programmed reaction spectroscopy studies. *J. Phys. Chem.* **1997**, *101*, 4947-4953.
- (3) Robinson, G. N.; Freedman, A.; Kolb, C. E.; Worsnop, D. R. Decomposition of halomethanes on α -alumina at stratospheric temperatures. *Geophys. Res. Lett.* **1994**, *21*, 377-380.

- (4) Robinson, G. N.; Freedman, A.; Kolb, C. E.; Worsnop, D. R. Correction to decomposition of halomethanes on α -alumina at stratospheric temperatures. *Geophys. Res. Lett.* **1996**, *23*, 317.

107. BrCl + NaCl, NaBr, KBr and NaI. The uptake of BrCl on solid NaCl and KBr using a Knudsen cell has been reported by Aguzzi and Rossi,¹ yielding 298 K values of 6×10^{-2} for NaCl and 0.14 on KBr. An earlier preliminary study from the same group reported a value at $\gamma > 0.1$ on KBr.² Insufficient data are available to make a recommendation.

Katrib et al.⁴ measured the uptake of BrCl on aqueous solutions of NaI over the temperature range from 273 to 288 K; the uptake coefficient increased from 0.37×10^{-2} to 0.7 as the I^- concentration increased from 1×10^{-4} to 0.5 M NaI. The complex dependence on the I^- concentration indicated that a surface reaction was occurring at the air-solution interface.

Huff and Abbatt³ studied the loss of BrCl on frozen bromide salt solutions at 233 K, finding that the uptake coefficients vary between 0.02 and 0.04 depending on the bromide concentration, independent of solution acidity.

[Back to Table](#)

- (1) Aguzzi, A.; Rossi, M. J. The kinetics of the heterogeneous reaction of BrONO₂ with solid alkali halides at ambient temperature. A comparison with the interaction of ClONO₂ on NaCl and KBr. *Phys. Chem. Chem. Phys.* **1999**, *1*, 4337-4346.
- (2) Caloz, F.; Fentner, F. F.; Rossi, M. J. Heterogeneous kinetics of the uptake of ClONO₂ on NaCl and NaBr. *J. Phys. Chem.* **1996**, *100*, 7494-7501.
- (3) Huff, A. K.; Abbatt, J. P. D. Gas-phase Br₂ production in heterogeneous reactions of Cl₂, HOCl, and BrCl with halide-ice surfaces. *J. Phys. Chem. A* **2000**, *104*, 7284-7293, doi:10.1021/jp001155w.
- (4) Katrib, Y.; Deiber, G.; Schweitzer, F.; Mirabel, P.; George, C. Chemical transformation of bromine chloride at the air/water interface. *J. Aerosol Sci.* **2001**, *32*, 893-911.

108. Br₂ + NaCl, KBr and NaI. Only one report of the uptake of Br₂ on solid NaCl and KBr using a Knudsen cell is available¹ as part of a study of BrONO₂ uptake on salts. The uptake coefficient for Br₂ was 4×10^{-3} on NaCl and 3×10^{-3} on KBr. Insufficient data are available to make a recommendation.

Hu et al.² measured the uptake of Br₂ on aqueous solutions of NaI using a droplet train flow reactor over the temperature range of 263 to 293 K. The measured uptake coefficients decreased from 0.33 at 263 K to 0.08 at 293 K, with evidence for a significant contribution from a reaction at the interface between Br₂ and I⁻.

[Back to Table](#)

- (1) Aguzzi, A.; Rossi, M. J. The kinetics of the heterogeneous reaction of BrONO₂ with solid alkali halides at ambient temperature. A comparison with the interaction of ClONO₂ on NaCl and KBr. *Phys. Chem. Chem. Phys.* **1999**, *1*, 4337-4346.
- (2) Hu, J. H.; Shi, Q.; Davidovits, P.; Worsnop, D. R.; Zahniser, M. S.; Kolb, C. E. Reative uptake of Cl₂(g) and Br₂(g) by aqueous surfaces as a function of Br⁻ and I⁻ ion concentration: The effect of chemical reaction at the interface. *J. Phys. Chem.* **1995**, *99*, 8768-8776, doi:10.1021/j100021a050.

109. BrO + H₂O(s), H₂SO₄•nH₂O(l) and NaCl(aq). Abbatt¹ used a coated flow tube technique to measure heterogeneous uptake on water ice, 60 and 70 wt% H₂SO₄ at 213 K, and 23 wt% aqueous NaCl at 253 K. He obtained $\gamma(\text{ice}) = (1.0 \pm 0.4) \times 10^{-3}$, $\gamma(60 \text{ wt\% H}_2\text{SO}_4) = (7 \pm 2) \times 10^{-4}$, $\gamma(70 \text{ wt\% H}_2\text{SO}_4) = (5 \pm 2) \times 10^{-4}$ and $\gamma(23 \text{ wt\% NaCl}) < 3 \times 10^{-3}$. He observed product Br₂, indicating BrO self-reaction on both water ice and sulfuric acid solutions. Since reaction rate will depend on BrO concentrations, no recommendation is made for an atmospheric rate.

[Back to Table](#)

- (1) Abbatt, J. P. D. Heterogeneous interactions of BrO and ClO: Evidence for BrO surface recombination and reaction with HSO₃⁻/SO₃²⁻. *Geophys. Res. Lett.* **1996**, *23*, 1681-1684.

110. HOBr + H₂SO₄•nH₂O. Hanson¹ reported that uptake of HOBr on 80 wt.% H₂SO₄, producing Br₂. Br₂ and Br₂O production was also observed by Iraci et al.² during Knudsen cell studied of HOBr uptake on 70 wt% uptake for temperatures below 228 K. These products probably arise from HOBr self-reaction, although impurities in the acid solution might also play a role. Iraci et al. discuss methods to correct HOBr uptake

data for the effects of self-reaction and secondary reactions with its products. The bulk phase self-reaction of HOBr noted above is not likely to be significant over the expected range of atmospheric concentrations.

[Back to Table](#)

- (1) Hanson, D. Reactivity of BrONO₂ and HOBr on sulfuric acid solutions at low temperatures. *J. Geophys. Res.* **2003**, *108*, 4239, doi: 10.1029/2002JD002519.
- (2) Iraci, L. T.; Michelsen, R. R.; Ashbourn, S. F. M.; Rammer, T. A.; Golden, D. M. Uptake of hypobromous acid (HOBr) by aqueous sulfuric acid solutions: low-temperature solubility and reaction. *Atmos. Chem. Phys.* **2005**, *5*, 1577-1587.

111. HOBr + HCl + H₂O(s). Abbatt¹ measured $\gamma = 0.25$ (+0.10/-0.05) for this reaction on ice at 228 K. Chaix et al.³ measured $\gamma = 0.3$ on ice from 180 to 195 K, dropping to ~ 0.15 at 205 K. The BrCl product was observed by mass spectrometry. Allanic et al.² report a faster rate for this reaction than for HOBr uptake on pure ice (which had an uptake coefficient of 0.15 at 200 K). Mossinger et al.⁴ report a lower limit for γ of 0.1, under conditions with HCl concentration in excess of the HOBr concentration. No data on NAT surfaces is available.

[Back to Table](#)

- (1) Abbatt, J. P. D. Heterogeneous reaction of HOBr with HBr and HCl on ice surfaces at 228 K. *Geophys. Res. Lett.* **1994**, *21*, 665-668.
- (2) Allanic, A.; Oppliger, R.; Rossi, M. J. Real-time kinetics of the uptake of HOBr and BrONO₂ on ice and in the presence of HCl in the temperature range 190-200 K. *J. Geophys. Res.* **1997**, *102*, 23529-23541.
- (3) Chaix, L.; Allanic, A.; Rossi, M. J. Heterogeneous chemistry of HOBr on different types of ice and on ice doped with HCl, HBr, and HNO₃ at 175 K < T < 125 K. *J. Phys. Chem. A* **2000**, *104*, 7268-7277, doi:10.1021/jp001018z.
- (4) Mossinger, J. C.; Hynes, R. G.; Cox, R. A. Interaction of HOBr and HCl on ice surfaces in the temperature range 205–227 K. *J. Geophys. Res.* **2002**, *107*, 4740, doi:10.1029/2002JD002151.

112. HOBr + HCl + H₂SO₄•nH₂O. For the sulfuric acid reaction, Abbatt¹ measured γ s of ~ 0.1 to 0.2 for [HCl] > 1×10^{12} cm⁻³ over 68.8 wt% H₂SO₄ at 228 K; yielding an estimated $k_{\text{HCl+HOBr}}^{\text{II}} = 1.4 \times 10^5$ M⁻¹ s⁻¹ with a factor of 2 uncertainty. Hanson and Ravishankara³ also measured $\gamma \leq 0.2$ (+0.2, -0.1) for 60 wt% H₂SO₄ at 210 K. However, both of these measurements were based on significant underestimation of the solubility of HOBr in the relevant sulfuric acid solutions. More recent measurements by Waschewsky and Abbatt⁵ indicate that the Henry's law constant for HOBr varies slightly with acidity between 60 to 70 wt% H₂SO₄ and more strongly with temperature between 208 and 238 K. (For 59.7 wt% H₂SO₄, H (M atm⁻¹) = 1.2×10^6 at 208 K and 2.2×10^5 at 228 K.) The HOBr + HCl second order liquid phase rate constant, $k_{\text{HCl+HOBr}}^{\text{II}}$, varies between 2×10^5 and 3×10^8 (M⁻¹ s⁻¹) between 213 and 238 K over the same composition range (60–70 wt% H₂SO₄). Such a strong dependence on acid composition for the reaction rate of HOBr + HCl and the very small acid composition dependence for HOBr solubility in H₂SO₄ solution might be partially due to the formation of H₂OBr⁺ in the acidic solution as discussed in their paper. However, this acid catalyzed reaction, i.e. H₂OBr⁺ + HCl, alone does not completely account for measured reaction rates over the acid composition range studied.

Using the Henry's Law data for HOBr reported by Waschewsky and Abbatt,⁵ the limiting reagent will vary depending on atmospheric temperature (H₂SO₄ wt%) and the concentrations of HOBr and HCl. For stratospheric conditions where [HOBr] is 10 pptv and [HCl] 1 ppbv, they predict dissolved HOBr will be in excess above 204 K and HCl in excess below 204 K for a H₂O vapor partial pressure of 3×10^{-7} atm. From their coated wall flow reactor uptake measurements, Waschewsky and Abbatt⁵ derived expressions for $k_{\text{HCl+HOBr}}^{\text{II}}$ and predicted uptake coefficients. For temperature between 204 and 218 K where HOBr is likely to be in excess, they calculated HCl uptake coefficients, γ_{HCl} , which range between 7×10^{-5} and 9×10^{-5} . For temperatures in the 202–198 K range, where dissolved HCl is likely to be excess, the calculated uptake coefficients for HOBr, γ_{HOBr} , of $\sim 1 \times 10^{-2}$. Hanson has reported Henry's law solubility data for 58–70 wt.% sulfuric acid and reactive uptake coefficients for HCl on HOBr doped sulfuric acid surfaces using a wetted wall flow reactor.² Hanson's reported that H_{HOBr} was independent of acid concentration at 250 K, however, the heat of solvation for HOBr derived is significantly lower (-12.5 ± 3.7 versus -9 ± 1 kcal/mol reported at lower temperatures by Waschewsky and Abbatt) that the values of H* based on Hanson's data, taken from 250 to 270 K, are much higher than the prior study's when extrapolated to their lower

temperatures. Hanson's reported γ_{HCl} are strongly dependent on HOBr partial pressure and drop almost three orders of magnitude as the sulfuric acid concentration is raised from 58 to 95 wt%, possibly because HCl may be reacting with sulfuric acid at higher acid concentrations. The higher temperature $k_{\text{HCl}+\text{HOBr}}^{\text{II}}$ values computed by Hanson for his data disagree, when extrapolated to lower temperatures with the values reported by Waschewsky and Abbatt as well as a prior lower temperature value reported by Hanson and Ravishankara.³ Better agreement can be obtained if the solvation enthalpy reported by Hanson is used to adjust the H_{HOBr} values used in the earlier, lower temperature studies. Clearly, the HOBr + HCl reaction will be difficult to parameterize in a simple manner. Potential inconsistencies in their $k_{\text{HCl}+\text{HOBr}}^{\text{II}}$ values, as discussed by Waschewsky and Abbatt⁵ and Hanson² indicate that further measurements are required before this reaction can be definitively modeled. Iraci et al.⁴ subsequently measured HOBr uptake over both of the temperature ranges covered in the prior experiments. Their derived H^* values agreed well with data from Waschewsky and Abbatt⁵ at lower temperatures but fell far below Hanson's higher temperature measurements. Thus, it appears that HOBr + HCl kinetic parameters developed from analyses based on the Hanson² data may need to be reanalyzed.

[Back to Table](#)

- (1) Abbatt, J. P. D. Interactions of HBr, HCl, and HOBr with supercooled sulfuric acid solutions of stratospheric composition. *J. Geophys. Res.* **1995**, *100*, 14009-14017.
- (2) Hanson, D. Reactivity of BrONO₂ and HOBr on sulfuric acid solutions at low temperatures. *J. Geophys. Res.* **2003**, *108*, 4239, doi: 10.1029/2002JD002519.
- (3) Hanson, D. R.; Ravishankara, A. R. Heterogeneous chemistry of bromine species in sulfuric acid under stratospheric conditions. *Geophys. Res. Lett.* **1995**, *22*, 385-388.
- (4) Iraci, L. T.; Michelsen, R. R.; Ashbourn, S. F. M.; Rammer, T. A.; Golden, D. M. Uptake of hypobromous acid (HOBr) by aqueous sulfuric acid solutions: low-temperature solubility and reaction. *Atmos. Chem. Phys.* **2005**, *5*, 1577-1587.
- (5) Waschewsky, G. C. G.; Abbatt, J. P. D. HOBr in sulfuric acid solution: solubility and reaction as a function of temperature and concentration. *J. Phys. Chem. A* **1999**, *103*, 5312-5320.

113. HOBr + HBr + H₂O(s) and H₂SO₄·nH₂O. Abbatt¹ measured $\gamma = 0.12 \pm (0.03)$ on ice at 228 K. Chiax et al.³ measured γ_0 values ranging from 0.44 at 180 K to 0.15 at 205 K. The Br₂ product was observed by mass spectrometry. The HBr concentrations were such that the ice surface had probably melted. Abbatt² measured $\gamma = 0.25$ for $[\text{HBr}] = 1 \times 10^{12} \text{ cm}^{-3}$ over 68.8 wt% H₂SO₄ at 228 K; yielding an estimated $k_{\text{II}} > 5 \times 10^4 \text{ M}^{-1} \text{ s}^{-1}$.

[Back to Table](#)

- (1) Abbatt, J. P. D. Heterogeneous reaction of HOBr with HBr and HCl on ice surfaces at 228 K. *Geophys. Res. Lett.* **1994**, *21*, 665-668.
- (2) Abbatt, J. P. D. Interactions of HBr, HCl, and HOBr with supercooled sulfuric acid solutions of stratospheric composition. *J. Geophys. Res.* **1995**, *100*, 14009-14017.
- (3) Chaix, L.; Allanic, A.; Rossi, M. J. Heterogeneous chemistry of HOBr on different types of ice and on ice doped with HCl, HBr, and HNO₃ at 175 K < T < 125 K. *J. Phys. Chem. A* **2000**, *104*, 7268-7277, doi:10.1021/jp001018z.

114. HOBr + NaCl. Studies have been done on solid salts and aqueous surfaces. On solids, Mochida et al.⁴ studied the uptake of HOBr on NaCl using multi-layer powders (10–500 μm) in a Knudsen cell at room temperature. After correction (by about an order of magnitude) for diffusion into the underlying layers, they obtained values for the initial uptake coefficient in the range of $(0.97-6.5) \times 10^{-3}$, with the corrected values decreasing with increasing concentrations of HOBr. They attributed this to competition between the reaction of HOBr with NaCl and a self-reaction of HOBr on the surface: $2 \text{HOBr} \rightarrow \text{Br}_2 + \text{H}_2\text{O} + \frac{1}{2} \text{O}_2$. Their final value of $\leq 6.5 \times 10^{-3}$ is based on their extrapolation back to very low HOBr concentrations. Both Br₂ and BrCl were observed as products. Chu et al.² measured the uptake of HOBr on NaCl at 250 K over a range of RH from 1.5 to 22.5%. After correcting the measured loss of HOBr by a factor of ~30 for diffusion into the underlying salt layers using the pore diffusion model, they obtained a value $\gamma_0 = 5 \times 10^{-5}$. The smaller value compared to the Knudsen cell results of Mochida et al.⁴ may be due to the much lower temperature they used; BrCl was the only gas phase product observed. Huff and Abbatt³ report reactivity with frozen NaCl solutions in a coated-wall flow tube at 233 K. Uptake coefficients were dependent on the

chloride concentration of the solution and on the acidity, with faster kinetics on the more acidic surfaces. BrCl was the only product observed.

Abbatt and Waschewsky¹ measured the uptake of HOBr on deliquesced 1–5 μm NaCl particles (75% RH); for particles at pH values of 0.3 and 7.2, a lower limit to the uptake coefficient of $\gamma_0 > 0.2$ was measured. On unbuffered particles, the upper limit for the uptake coefficient was $\gamma_0 < 1.5 \times 10^{-3}$ due to the limited availability of H^+ for the reaction between HOBr and Cl^- to form BrCl. Somewhat smaller values have been measured by Pratte and Rossi⁵ in another aerosol flow tube experiment, using acidified NaCl particles. Acidification was necessary for the reaction to be observable. In general, the uptake coefficients varied from 1 to 10×10^{-3} from 70 to 90% relative humidity. The particles were acidified with quite large amounts of H_2SO_4 , and the authors show that the reactivity on pure H_2SO_4 is less than that on the acidified salts. This could be a reason for the disagreement between the lower limit of Abbatt and Waschewsky and the Pratte and Rossi results.

[Back to Table](#)

- (1) Abbatt, J. P. D.; Waschewsky, G. C. G. Heterogeneous interactions of HOBr, HNO_3 , O_3 , and NO_2 with deliquescent NaCl aerosols at room temperature. *J. Phys. Chem. A* **1998**, *102*, 3719-3725.
- (2) Chu, L. T.; Diao, G.; Chu, L. Kinetics of HOBr uptake on NaBr and NaCl surfaces at varying relative humidity. *J. Phys. Chem. B* **2002**, *106*, 5679-5688, doi:10.1021/jp013594g.
- (3) Huff, A. K.; Abbatt, J. P. D. Kinetics and product yields in the heterogeneous reactions of HOBr with ice surfaces containing NaBr and NaCl. *J. Phys. Chem. A* **2002**, *106*, 5279-5287, doi:10.1021/jp014296m.
- (4) Mochida, M.; Hirokawa, J.; Kajii, Y.; Akimoto, H. Heterogeneous reactions of Cl_2 with sea salts at ambient temperature: Implications for halogen exchange in the atmosphere. *Geophys. Res. Lett.* **1998**, *25*, 3927-3930.
- (5) Pratte, P.; Rossi, M. J. The heterogeneous kinetics of HOBr and HOCl on acidified sea salt and model aerosol at 40-90% relative humidity and ambient temperature. *Phys. Chem. Chem. Phys.* **2006**, *8*, 3988-4001, doi:10.1039/b604321f.

115. HOBr + NaBr and KBr. Mochida et al.⁶ studied the uptake of HOBr on solid KBr using multi-layer powders and spray-deposited films in a Knudsen cell. After correction (by factors of ~4–5) for diffusion into the underlying layers for the powders, they obtained values for the initial uptake coefficient in the range of $(1.3\text{--}8.4) \times 10^{-2}$, with the corrected values again decreasing with increasing concentrations of HOBr due to the self-reaction of HOBr on the surface: $2 \text{HOBr} \rightarrow \text{Br}_2 + \text{H}_2\text{O} + \frac{1}{2} \text{O}_2$. On spray-deposited films where correction for diffusion into the underlying layers is not necessary, a value of 0.18 ± 0.04 was measured. The recommended upper limit is based on their extrapolation back to very low HOBr concentrations for the powders, and the spray-deposited film results. Br_2 was the only product observed. Chu et al.² measured the uptake of HOBr on NaBr at 250 K in a flow tube at RH from 0.5 to 12 %. After correction by approximately an order of magnitude for diffusion of HOBr into the underlying salt layers using a pore diffusion model, a value for γ_0 of 2.5×10^{-3} was obtained; the smaller value may be due to the much lower temperature at which these studies were carried out. Again, Br_2 was the only product observed.

The uptake of HOBr on aqueous solutions of NaBr has been measured by Wachsmuth et al.⁷ and by Fickert et al.³ Wachsmuth et al.⁷ report a rapid rate of uptake that is limited by mass accommodation; the mass accommodation coefficient was calculated to be 0.6 ± 0.2 . This is consistent with the studies of Fickert et al.³ who reported a lower limit for the mass accommodation coefficient of 1×10^{-2} at 274 K and observed that Br_2 was released at 100% yield at $\text{pH} < 6.5$. The yield of Br_2 decreased rapidly with pH at higher pH values due to the declining ratio of HOBr to BrO^- . Fickert et al.³ also measured the uptake of HOBr on aqueous solutions containing mixtures of NaCl and NaBr. BrCl was the major product at small Br^- concentrations while Br_2 dominated as the bromide ion concentration in solution increased.

Finally, there have been a number of coated-wall flow tube studies of HOBr reactivity on frozen salt solutions containing both NaCl and NaBr (Kirchner et al.,⁵ Huff and Abbatt,⁴ and Adams et al.¹). HOBr uptake coefficients are in the 10^{-2} to 10^{-3} range at roughly 233 K. A general finding is that if the HOBr concentrations are too high, then only BrCl is seen as a gas-phase product from films composed of the (low) seawater ratios of bromide to chloride. The reason for this is that the small concentrations of bromide at the surface are rapidly depleted, leaving only chloride available for reaction. However, for low

HOBr concentrations (10^9 to 10^{10} molecules/cm³), as used by Adams et al., Br₂ is observed as the initial product.

[Back to Table](#)

- (1) Adams, J. W.; Holmes, N. S.; Crowley, J. N. Uptake and reaction of HOBr on frozen and dry NaCl/NaBr surfaces between 253 and 233 K. *Atmos. Chem. Phys.* **2002**, *2*, 79-91.
- (2) Chu, L. T.; Diao, G.; Chu, L. Kinetics of HOBr uptake on NaBr and NaCl surfaces at varying relative humidity. *J. Phys. Chem. B* **2002**, *106*, 5679-5688, doi:10.1021/jp013594g.
- (3) Fickert, S.; Adams, J. W.; Crowley, J. N. Activation of Br₂ and BrCl via Uptake of HOBr onto Aqueous Salt Solutions. *J. Geophys. Res.* **1999**, *104*, 23719-23727.
- (4) Huff, A. K.; Abbatt, J. P. D. Kinetics and product yields in the heterogeneous reactions of HOBr with ice surfaces containing NaBr and NaCl. *J. Phys. Chem. A* **2002**, *106*, 5279-5287, doi:10.1021/jp014296m.
- (5) Kirchner, U.; Benter, T.; Schindler, R. N. Experimental verification of gas phase bromine enrichment in reactions of HOBr with sea salt doped ice surfaces. *Phys. Chem. Chem. Phys.* **1997**, *101*, 975-977.
- (6) Mochida, M.; Hirokawa, J.; Kajii, Y.; Akimoto, H. Heterogeneous reactions of Cl₂ with sea salts at ambient temperature: Implications for halogen exchange in the atmosphere. *Geophys. Res. Lett.* **1998**, *25*, 3927-3930.
- (7) Wachsmuth, M.; Gäggeler, H. W.; von Glasow, R.; Ammann, M. Accommodation coefficient of HOBr on deliquescent sodium bromide aerosol particles. *Atmos. Chem. Phys.* **2002**, *2*, 121-131.

116. BrNO₂ + H₂O(l). Behnke, George and co-workers have used wetted wall flow reactor techniques to investigate the reactive uptake of BrNO₂ on aqueous solutions from 276 to 298 K.^{1,2} Measured reactive uptake coefficients range from 1 to 3.5×10^{-6} with a small positive temperature dependence.

[Back to Table](#)

- (1) Fenzel, A.; Scheer, V.; Sikorski, R.; George, C.; Behnke, W.; Zetsch, C. Heterogeneous interconversion reactions of BrNO₂, ClNO₂, Br₂, and Cl₂. *J. Phys. Chem. A* **1998**, *102*, 1329-1337.
- (2) Schweitzer, F.; Mirabel, P.; George, C. Multiphase chemistry of N₂O₅, ClNO₂ and BrNO₂. *J. Phys. Chem. A* **1998**, *102*, 3942-3952.

117. BrNO₂ + KCl and NaCl. Caloz et al.¹ measured an uptake coefficient for BrNO₂ on KCl of 5×10^{-2} , but concluded that it was due only to reaction with a small bromide impurity in the KCl; as expected if this is the case, only Br₂ was generated in the reaction.

The uptake of BrNO₂ on aqueous solutions of 0.5 M NaCl has been measured using a droplet train flow reactor by Schweitzer et al.³ from 277–293 K yielding $\gamma_0 \sim 1 \times 10^{-5}$. Frenzel et al.² used a wetted wall flow tube to obtain a lower limit for the uptake coefficient of 3.8×10^{-5} at 291 K.

[Back to Table](#)

- (1) Caloz, F.; Seisel, S.; Fenter, F. F.; Rossi, M. J. Reactivity of BrNO₂ and ClNO₂ with solid alkali salt substrates. *J. Phys. Chem. A* **1998**, *102*, 7470-7479.
- (2) Frenzel, A.; Scheer, V.; Sikorski, R.; George, C.; Behnke, W.; Zetsch, C. Heterogeneous interconversion reactions of BrNO₂, ClNO₂, Br₂, and Cl₂. *J. Phys. Chem. A* **1998**, *102*, 1329-1337.
- (3) Schweitzer, F.; Mirabel, P.; George, C. Multiphase chemistry of N₂O₅, ClNO₂ and BrNO₂. *J. Phys. Chem. A* **1998**, *102*, 3942-3952.

118. BrNO₂ + KBr, NaBr and NaI. Caloz et al.¹ used a Knudsen cell to study the uptake of BrNO₂ on solid KBr powders. The uptake was fast, $\gamma_0 \geq 0.3$, with production of Br₂ as the gas phase product. On aqueous solutions of NaBr, the uptake coefficient increases as the concentration of NaBr increases.²⁻⁴ For example, at 278 K, γ_0 increased from 8.6×10^{-6} to 1.1×10^{-4} as the NaBr concentration increased from 5×10^{-4} to 5×10^{-2} , but was independent of temperature over the range from 275–293 K.⁴ The major gas phase product is Br₂, with smaller amounts of BrNO₂ and only at the smaller concentrations of NaBr.^{3,4}

The uptake of BrNO₂ on aqueous NaI solutions has been determined using a droplet train flow reactor³ and a wetted wall flow tube;⁴ the uptake coefficient from 4.4×10^{-5} to 4.4×10^{-4} as the iodide concentration increased from 10^{-4} M to 5×10^{-3} M.⁴

[Back to Table](#)

- (1) Caloz, F.; Seisel, S.; Fenter, F. F.; Rossi, M. J. Reactivity of BrNO₂ and ClNO₂ with solid alkali salt substrates. *J. Phys. Chem. A* **1998**, *102*, 7470-7479.
- (2) Frenzel, A.; Scheer, V.; Sikorski, R.; George, C.; Behnke, W.; Zetzsch, C. Heterogeneous interconversion reactions of BrNO₂, ClNO₂, Br₂, and Cl₂. *J. Phys. Chem. A* **1998**, *102*, 1329-1337.
- (3) Schweitzer, F.; Mirabel, P.; George, C. Multiphase chemistry of N₂O₅, ClNO₂ and BrNO₂. *J. Phys. Chem. A* **1998**, *102*, 3942-3952.
- (4) Schweitzer, F.; Mirabel, P.; George, C. Heterogeneous chemistry of nitril halides in relation to tropospheric halogen activation. *J. Atmos. Chem.* **1999**, *34*, 101-117.

119. BrONO₂ and BrONO₂ + HCl + H₂O(s). Hanson and Ravishankara³ investigated these reactions in an ice-coated flow reactor at 200 (±10) K. The reaction of BrONO₂ with H₂O(s) proceeded at a rate indistinguishable from the gas phase diffusion limit, implying that the reaction probability may be as high as one; the product BrNO(g) was observed. Allanic et al.² used a Knudsen cell reactor to measure BrONO₂ uptake between 190–200 K. Values of initial γ's in the 0.2–0.3 range were observed. An average γ = 0.26 ± 0.05 was obtained from all of the appropriate data from both experiments. Aguzzi and Rossi¹ studied the hydrolysis reaction on various types of ices, obtaining γ = 0.34 ± 0.03 at 180 K and γ = 0.15 ± 0.01 at 210 K. They observed HOBr as the main product and Br₂O as a secondary product. Hanson and Ravishankara³ also codeposited HCl with BrONO₂ observing rapid production of BrCl. It is unclear whether BrCl is produced directly from BrONO₂ + HCl or via HOBr (from BrONO₂ hydrolysis) reacting with HCl.
[Back to Table \(BrONO₂ + H₂O\)](#) [Back to Table \(BrONO₂ + HCl\)](#)

- (1) Aguzzi, A.; Rossi, M. J. Heterogeneous hydrolysis and reaction of BrONO₂ and Br₂O on pure ice and ice doped with HBr. *J. Phys. Chem. A* **2002**, *106*, 5891-5901, doi:10.1021/jp014383e.
- (2) Allanic, A.; Oppliger, R.; Rossi, M. J. Real-time kinetics of the uptake of HOBr and BrONO₂ on ice and in the presence of HCl in the temperature range 190-200 K. *J. Geophys. Res.* **1997**, *102*, 23529-23541.
- (3) Hanson, D. R.; Ravishankara, A. R. Response to "Comment on porosities of ice films used to simulate stratospheric cloud surfaces". *J. Phys. Chem.* **1993**, *97*, 2802-2803.

120. BrONO₂ + H₂O(l). Deiber et al.¹ used a droplet train reactor to measure uptake of BrONO₂ on pure water between 272 and 280 K. An apparent positive temperature dependence was observed with measured reactive uptake measurements ranging from 0.024 ± 0.0008 at 272.5 K to 0.039 ± 0.0012 at 279.7 K.
[Back to Table](#)

- (1) Deiber, G.; George, C.; Le Calve, S.; Schweitzer, F.; Mirabel, P. Uptake study of ClONO₂ and BrONO₂ by halide containing droplets. *Atmos. Chem. Phys.* **2004**, *4*, 1291-1299.

121. BrONO₂ and BrONO₂ + HCl + H₂SO₄·nH₂O(l). Hanson and co-workers used both coated flow tube and aerosol flow tube techniques to show that the reaction of BrONO₂ with 45–70 wt% H₂SO₄ is extremely facile at temperatures from 210 to 298 K. Hanson and Ravishankara² measured γ_s of 0.5 (+0.5, -0.25) (45 wt% H₂SO₄, 210 K), 0.4 (+0.6, -0.2) (60 wt%, 210 K), and 0.3 (+0.7, -0.1) (70 wt%, 220 K) in a coated-wall flow tube experiment. Hanson et al.,³ measured γ ~0.8 (20 to 40% error) for submicron aerosols at temperatures between 249 and 298 K and H₂SO₄ concentrations of 45 to 70 wt%; there was a sharp fall off in γ for H₂SO₄ concentrations between 73 and 83 wt%. Hanson also reported additional temperature dependent (230–295 K) coated flow reactor and room temperature (295–300 K) aerosol flow reactor studies extending measurements to higher acid wt% values.¹ Hanson has analyzed these combined data sets, the data indicated that γ is a function of sulfuric acid concentration, but independent of temperature. After eliminating one previously reported anomalously low 83 wt% data point Hanson has fit an empirical expression for measured γ_s for BrONO₂ + H₂O in the form of: 1/γ = 1/α + 1/γ_{rxn}, where γ_{rxn} = exp(a+b*wt.) and α = 0.80, and a = 29.2, b = -0.40.¹ Using the same approach as detailed in the note for N₂O₅ uptake on sulfuric acid, the error for BrONO₂ + H₂O is 27.3% (1σ), with γ_m = 26.6% and γ_d = 6.3%. Addition of excess HCl to 229 K, 40 and 60 wt% H₂SO₄ aerosols caused an increase in γ to 1.0 and 0.9, respectively.³
[Back to Table \(BrONO₂ + H₂O\)](#) [Back to Table \(BrONO₂ + HCl\)](#)

- (1) Hanson, D. Reactivity of BrONO₂ and HOBr on sulfuric acid solutions at low temperatures. *J. Geophys. Res.* **2003**, *108*, 4239, doi: 10.1029/2002JD002519.
- (2) Hanson, D. R.; Ravishankara, A. R. Heterogeneous chemistry of bromine species in sulfuric acid under stratospheric conditions. *Geophys. Res. Lett.* **1995**, *22*, 385-388.

- (3) Hanson, D. R.; Ravishankara, A. R.; Lovejoy, E. R. Reaction of BrONO₂ with H₂O on submicron sulfuric acid aerosol and the implications for the lower stratosphere. *J. Geophys. Res.* **1996**, *101*, 9063-9069.

122. BrONO₂ + HBr. Aguzzi and Rossi¹ measured γ over the 180–210 K temperature range, with $\gamma = 0.3$ at 180 K and an activation energy of -1.2 ± 0.2 kcal/mol.

[Back to Table](#)

- (1) Aguzzi, A.; Rossi, M. J. Heterogeneous hydrolysis and reaction of BrONO₂ and Br₂O on pure ice and ice doped with HBr. *J. Phys. Chem. A* **2002**, *106*, 5891-5901, doi:10.1021/jp014383e.

123. BrONO₂ + NaCl. Aguzzi and Rossi¹ used a Knudsen cell and three types of NaCl samples (powders, spray-deposited and single crystal) to measure the uptake of BrONO₂ and obtained consistent results with $\gamma_0 = 0.31 \pm 0.12$. No correction for diffusion into the powders was made because of the high uptake coefficient (see Subsection 5.6). BrCl was the major product, $80 \pm 20\%$, with smaller amounts ($\sim 10\%$) of Br₂ and some HCl. Rapid uptake of BrONO₂ of the same magnitude was observed on the unreactive salts NaNO₃ and Na₂SO₄, with a Br₂ yield of $45 \pm 10\%$; this uptake and reaction was attributed to the self-reaction of BrONO₂ on the surface to generate Br₂O which decomposed to Br₂.

Deiber et al.² studied the uptake of BrONO₂ on water, NaCl and NaBr solutions using a droplet train apparatus from 272–280 K. The uptake coefficient was the same on water and 0.1 M NaCl, where BrCl was observed as the gas phase product. On NaBr, the uptake increased with the square root of the NaBr concentration, from which a value for the mass accommodation coefficient for BrONO₂ of 0.063 ± 0.021 (2σ) was obtained.

[Back to Table](#)

- (1) Aguzzi, A.; Rossi, M. J. The kinetics of the heterogeneous reaction of BrONO₂ with solid alkali halides at ambient temperature. A comparison with the interaction of ClONO₂ on NaCl and KBr. *Phys. Chem. Chem. Phys.* **1999**, *1*, 4337-4346.
- (2) Deiber, G.; George, C.; Le Calve, S.; Schweitzer, F.; Mirabel, P. Uptake study of ClONO₂ and BrONO₂ by halide containing droplets. *Atmos. Chem. Phys.* **2004**, *4*, 1291-1299.

124. BrONO₂ + KBr and NaBr. Aguzzi and Rossi¹ used a Knudsen cell and three types of KBr samples (powders, spray-deposited and single crystal) to measure the uptake of BrONO₂ and obtained consistent results with $\gamma_0 = 0.33 \pm 0.12$. No correction for diffusion into the powders was made because of the high uptake coefficient (see Subsection 5.6). Br₂ was the major product, with its yield decreasing as the concentration of BrONO₂ increased; this was attributed to a competition between the reaction of BrONO₂ with KBr and the self-reaction of BrONO₂ on the surface.

Deiber et al.² studied the uptake of BrONO₂ on water, NaCl and NaBr solutions using a droplet train flow reactor from 272–280 K. The uptake coefficient was the same on water and 0.1 M NaCl. On NaBr, the uptake increased with the square root of the NaBr concentration, from which a value for the mass accommodation coefficient for BrONO₂ of 0.063 ± 0.021 (2σ) was obtained. The gas phase product on the NaBr solution was Br₂.

[Back to Table](#)

- (1) Aguzzi, A.; Rossi, M. J. The kinetics of the heterogeneous reaction of BrONO₂ with solid alkali halides at ambient temperature. A comparison with the interaction of ClONO₂ on NaCl and KBr. *Phys. Chem. Chem. Phys.* **1999**, *1*, 4337-4346.
- (2) Deiber, G.; George, C.; Le Calve, S.; Schweitzer, F.; Mirabel, P. Uptake study of ClONO₂ and BrONO₂ by halide containing droplets. *Atmos. Chem. Phys.* **2004**, *4*, 1291-1299.

125. ICl on NaCl/NaBr. ICl uptake onto acidified and neutral NaCl/NaBr solutions at 274 to 298 K was studied in coated-wall flow tubes. The initial uptake coefficients were in the 0.6 to 3×10^{-3} range depending on the experimental system used, for solutions containing bromide; IBr was the gas-phase product observed. In an aerosol flow tube, uptake of ICl onto concentrated NaBr solutions showed uptake coefficients of 1 to 2×10^{-2} , which dropped to values of 10^{-4} on sea-salt solution aerosols. IBr was the product of the reaction on NaBr particles, with a yield of 0.6 (Braban et al.¹).

[Back to Table](#)

- (1) Braban, C. F.; Adams, J. W.; Rodriguez, D.; Cox, R. A.; Crowley, J. N.; Schuster, G. Heterogeneous reactions of HOI, ICl and IBr on sea salt and sea salt proxies. *Phys. Chem. Chem. Phys.* **2007**, *9*, 3136-3148, doi:10.1039/b700829e.

126. HOI on NaCl/NaBr. HOI uptake on acidified and neutral NaCl/NaBr solutions at 274 K in a wetted-wall flow tube indicate a lower limit for the uptake coefficient of 2.2×10^{-3} (Braban et al.¹). IBr is identified as the major gas-phase product when the solutions contain bromide to chloride ratios of 1:200, whereas ICl is the product from pure NaCl solutions. HOI uptake on dry and frozen solutions of NaCl and NaBr with chloride to bromide ratios equal to that of seawater were also studied in a coated wall-flow tube. The product ICl is only formed when the surface is depleted of bromide, otherwise IBr forms. Uptake coefficients measured in a flow reactor by Holmes et al.² are >0.01 at 243 K on the frozen films and >0.01 at 243 K and 298 K on dry salts. Mossinger and Cox³ report uptake of HOI onto dry films of NaCl, NaBr and sea salt from 278 to 298 K and measured uptake coefficients of 0.016, 0.034 and 0.061 respectively. The products are ICl, IBr and IC/IBr, respectively.

[Back to Table](#)

- (1) Braban, C. F.; Adams, J. W.; Rodriguez, D.; Cox, R. A.; Crowley, J. N.; Schuster, G. Heterogeneous reactions of HOI, ICl and IBr on sea salt and sea salt proxies. *Phys. Chem. Chem. Phys.* **2007**, *9*, 3136-3148, doi:10.1039/b700829e.
- (2) Holmes, N. S.; Adams, J. W.; Crowley, J. N. Uptake and reaction of HOI and IONO₂ on frozen and dry NaCl/NaBr surfaces and H₂SO₄. *Phys. Chem. Chem. Phys.* **2001**, *3*, 1679-1687, doi:10.1039/b100247n.
- (3) Mossinger, J. C.; Cox, R. A. Heterogeneous reaction of HOI with sodium halide salts. *J. Phys. Chem. A* **2001**, *105*, 5165-5177, doi:10.1021/jp0044678.

127. CF₃OH + H₂O + H₂O(l) and H₂SO₄•nH₂O(l). Lovejoy et al.¹ used both wetted-wall and aerosol flow tube techniques to measure reactive uptake of CF₃OH on water at 274 K and 39–60 wt% H₂SO₄ at various temperatures between 206 and 250 K. γ 's showed a strong dependence on water activity. Aerosol uptake studies yielded reacto-diffusive lengths of $>0.4 \mu\text{m}$ for 40 wt% H₂SO₄ and $1.0 \mu\text{m}$ for 50 wt% H₂SO₄, both at 250 K. Recommended γ 's were estimated by averaging bulk uptake measurements at similar H₂SO₄ concentrations and ignoring temperature effects on water activity.

[Back to Table](#)

- (1) Lovejoy, E. R.; Huey, L. G.; Hanson, D. R. Atmospheric fate of CF₃OH 2: Heterogeneous reaction. *J. Geophys. Res.* **1995**, *100*, 18,775-718,780.

128. SO₂ + O₃ + Al₂O₃(s). Usher et al.¹ present Knudsen cell data showing that pretreatment of α -alumina with SO₂ increases γ_0 values for O₃ uptake by 30%; FTIR observations by the same group show that O₃ oxidized surface sulfite and bisulfite formed by SO₂ absorption to sulfate and bisulfate.

[Back to Table](#)

- (1) Usher, C. R.; Michel, A. E.; Stec, D.; Grassian, V. H. Laboratory studies of ozone uptake on processed mineral dust. *Atmos. Environ.* **2003**, *37*, 5337-5347, doi:10.1016/j.atmosenv.2003.09.014.

129. SO₂ on H₂O₂/ice. SO₂ loss on ice surfaces has been observed to proceed when H₂O₂ is present, making the reaction of potential significance in ice clouds. Clegg and Abbatt² have observed this reaction when both SO₂ and H₂O₂ are delivered from the gas phase in a coated-wall flow tube at 228 K, with H₂O₂ in excess. For both SO₂ and H₂O₂ only small fractions of a monolayer are present on the surface during the reaction. It is inferred that the reaction proceeds through the HSO₃⁻ intermediate because the reaction rate declines as acidity builds up on the surface from the sulphuric acid product, i.e., because dissociation of adsorbed SO₂ to form HSO₃⁻ is becoming inhibited. At about 200 K, relative to the uptake on pure ice, Chu et al.¹ observe enhanced loss of SO₂ on ice films that have been doped with 3% H₂O₂ and they detect sulphate as a product. Uptake coefficients are reported in Clegg and Abbatt that are dependent on both the H₂O₂ and SO₂ partial pressure, so no single value prevails for atmospheric conditions.

[Back to Table](#)

- (1) Chu, L.; Diao, G. W.; Chu, L. T. Heterogeneous interaction of SO₂ on H₂O₂-ice films at 190-210 K. *J. Phys. Chem. A* **2000**, *104*, 7565-7573, doi:10.1021/jp001323k.

- (2) Clegg, S. M.; Abbatt, J. P. D. Oxidation of SO₂ by H₂O₂ on ice surfaces at 228 K: A sink for SO₂ in ice clouds. *Atmos. Chem. Phys.* **2001**, *1*, 73-78.

130. SO₂ + H₂O₂, O₃, HONO, NO₂, HNO₃ + H₂SO₄•nH₂O(l). Rattigan et al.² used a bubble train reactor to measure the uptake of SO₂ in the presence of solvated oxidants at 293 K. For H₂O₂ the second order rate constant at 1 wt% H₂SO₄ agreed well with previous bulk kinetics measurements and with previous droplet train/flow reactor measurements. Measurements at 20, 40, and 60 wt% H₂SO₄ are the first reported for concentrated acid. Reaction rate data were fit to a two term (acid catalyzed and water catalyzed) bulk second order rate expression, which, in the limit of high acid activity ($a_{H^+} = \alpha_{H^+}[H^+]$, where α_{H^+} is the H⁺ activity coefficient) reduces to: $k_{H_2O_2}^{II} = 8.3 \times 10^4 (\alpha_{H_2O} / a_{H^+})$, where α_{H_2O} is the water activity coefficient. Both α_{H^+} and α_{H_2O} can be obtained from the sulfuric acid thermodynamic model of Carslaw et al.¹ The high a_{H^+} approximation for $k_{H_2O_2}^{II}$ should be accurate to a factor of two between 40 and 70 wt%. Uptake of SO₂ in the presence of solvated O₃ was measured for 1–70 wt% acid; the Henry's law expression for O₃ was determined in separate experiments. Measured second order rates agree reasonably well with previous results measured below 18 wt%. A three term fit for reaction with SO₂(aq), HSO₃⁻, and SO₄⁼ was fit to the data: $k_{O_3}^{II} = 6.6 \times 10^3 [SO_2(aq)] + 3.2 \times 10^5 [HSO_3^-] + 1 \times 10^9 [SO_4^{=}]$. This expression should be accurate to a factor of two between 20 and 70 wt%.

The HONO reaction was studied by adding nitrosyl sulfuric acid to 20, 40, 60, and 70 wt% acid. Measured second order rate constants were moderately consistent with previous measurements below 10 wt%. A $k_{HONO}^{II} = 142[H^+]$ was fit to the full data set; it should be accurate to a factor of two for acid concentrations between 10 and 70 wt%.

No enhanced SO₂ uptake was observed with added gas phase NO, NO₂, or with 20 wt% HNO₃ added to 50–60 wt% sulfuric acid.

[Back to Table](#)

- (1) Carslaw, K. S.; Clegg, S. L.; Brimblecombe, P. A thermodynamic model of the system HCl-HNO₃-H₂SO₄-H₂O, including solubilities of HBr, from <200 to 328 K. *J. Phys. Chem.* **1995**, *99*, 11557-11574.
- (2) Rattigan, O. V.; Boniface, J.; Swartz, E.; Davidovits, P.; Jayne, J. T.; Kolb, C. E.; Worsnop, D. R. Uptake of gas-phase SO₂ in aqueous sulfuric acid: Oxidation by H₂O₂, O₃, and HONO. *J. Geophys. Res.* **2000**, *105*, 29065-29078.

131. SO₂ + Al₂O₃. Goodman et al.² used FTIR observations of SO₂ adsorption on α -alumina to show that surface bound sulfite and bisulfite products are produced, they integrated these surface feature absorbencies to estimate a γ_0 of $(9.5 \pm 0.3) \times 10^{-5}$. Usher et al.⁸ performed BET corrected room temperature studies on four α -alumina samples reporting an average γ_0 of $(1.6 \pm 0.5) \times 10^{-4}$. Seisel et al.⁷ measured $\gamma_0 = (7.4 \pm 0.9) \times 10^{-3}$ on γ -alumina at 298 K using a pulsed Knudsen cell method. FTIR studies of SO₂ uptake on commercial γ -alumina catalyst samples also show sulfite formation on non-hydroxylated surfaces.^{1,3} Ma et al.⁶ co-deposited SO₂ and NO₂ on γ -alumina surfaces, using FTIR to observe that rather than forming adsorbed nitrite or nitrate, NO₂ dimerized and the dimer oxidized SO₂ to sulfate. Ma and coworkers⁴ extended their studies of NO₂/N₂O₄ interactions with adsorbed SO₂ on α -Al₂O₃, CaO, α -Fe₂O₃, ZNO₃, MgO, TiO₂ and SiO₂. Lo et al.⁵ published a density functional theory study of SO₂ interactions with hydrated and dehydrated γ -alumina surfaces calculating the thermochemistry of SO₂ adsorption and conversion to SO₃/HSO₃.

[Back to Table](#)

- (1) Datta, A.; Cavell, R. G.; Tower, R. W.; George, Z. M. Claus catalysis. 1. Adsorption on the alumina catalyst studied by FTIR and EPR spectroscopy. *J. Phys. Chem.* **1985**, *89*, 443-449, doi:10.1021/j100249a014.
- (2) Goodman, A. L.; Li, P.; Usher, C. R.; Grassian, V. H. Heterogeneous uptake of sulfur dioxide on aluminum and magnesium oxide particles. *J. Phys. Chem. A* **2002**, *105*, 6109-6120, doi:10.1021/jp004423z.
- (3) Karge, H. G.; Dalla Lana, I. G. Infrared studies of SO₂ adsorption on a Claus catalyst by selective poisoning of sites. *J. Phys. Chem.* **1984**, *88*, 1538-1543, doi:10.1021/j150652a019.

- (4) Liu, C.; Ma, Q.; Liu, Y.; Ma, J.; He, H. Synergistic reaction between SO₂ and NO₂ on mineral oxides: a potential formation pathway of sulfate aerosol. *Phys. Chem. Chem. Phys.* **2012**, *14*, 1668-1676, doi:10.1039/c1cp22217a.
- (5) Lo, J. M. H.; Ziegler, T.; Clark, P. D. SO₂ adsorption and transformations on γ -Al₂O₃ surfaces: A density functional theory study. *J. Phys. Chem. C* **2010**, *114*, 10444-10454, doi:10.1021/jp910895g.
- (6) Ma, Q.; Liu, Y.; He, H. Synergistic effect between NO₂ and SO₂ in their adsorption and reaction on γ -alumina. *J. Phys. Chem. A* **2008**, *112*, 6630-6635, doi:10.1021/jp802025z.
- (7) Seisel, S.; Keil, T.; Lian, Y.; Zellner, R. Kinetics of the uptake of SO₂ on mineral oxides: Improved initial uptake coefficients at 298 K from pulsed Knudsen cell experiments. *Int. J. Chem. Kinet.* **2006**, *38*, 242-249, doi:10.1002/kin.20148.
- (8) Usher, C. R.; Al-Hosney, H.; Carlos-Cuellar, S.; Grassian, V. H. A laboratory study of the heterogeneous uptake and oxidation of sulfur dioxide on mineral dust particles. *J. Geophys. Res.* **2002**, *107*, 4713, doi:10.1029/2002JD002051.

132. SO₂ + NaCl and sea salt. Gebel et al.¹ reported no measurable uptake of SO₂ on NaCl, yielding an upper limit of 1×10^{-4} for the uptake coefficient. The same was true for synthetic sea salt that had been heated while pumping. However, sea salt that had not been heated or pumped on extensively had a rapid uptake of SO₂, with initial uptake coefficients as large as 0.09. The time dependence of the uptake coefficient was consistent with uptake of SO₂ into a liquid layer, likely due to large amounts of water adsorbed on the hygroscopic components of sea salt such as magnesium hydrate. No gas phase products were observed but sulfite formation in the salt was seen by FTIR, indicating that uptake was due to dissolution of SO₂ into the water film on the salt surface.

[Back to Table](#)

- (1) Gebel, M. E.; Finlayson-Pitts, B. J.; Ganske, J. S. The uptake of SO₂ on synthetic sea salt and some of its components. *Geophys. Res. Lett.* **2000**, *27*, 887-890.

133. SO₃ + H₂SO₄•nH₂O(l). Jayne et al.¹ measured the uptake coefficient in a wetted wall-flow reactor at 300 K over a composition range of 78–92 H₂SO₄ wt%. The measured γ was indistinguishable from 1.0. Higher water concentrations and lower temperatures probably tend to increase γ , so a value near 1.0 probably holds for all atmospheric conditions.

[Back to Table](#)

- (1) Jayne, J. T.; Poschl, U.; Chen, Y.; Dai, D.; Molina, L. T.; Worsnop, D. R.; Kolb, C. E.; Molina, M. J. Pressure and temperature dependence of the gas-phase reaction of SO₃ with H₂O and the heterogeneous reaction of SO₃ with H₂O/H₂SO₄ surfaces. *J. Phys. Chem. A* **1997**, *101*, 10000-10011.

134. OCS + Al₂O₃. Liu and co-workers have measured OCS uptake on both α -alumina and γ -alumina surfaces at 298 K using Knudsen cell techniques³ and on α -alumina surfaces with controlled water vapor levels using both a Knudsen cell and a reaction chamber equipped with diffuse reflectance infrared Fourier transform spectroscopy (DRIFTS).⁴ The DRIFTS technique was also used to investigate heterogeneous reaction mechanisms, revealing that surface Al-OH plays a major role in oxidizing adsorbed OCS to CO₂ and that a number of surface adsorbed reactive intermediate anions, including HSCO₂⁻, are formed. The overall reaction is essentially a surface catalyzed hydrolysis reaction producing both CO₂ and H₂S.^{1,2,4} Liu et al.³ report uptake of relatively dry OCS yielding rather small $\gamma_0 = (4.9 \pm 0.5) \times 10^{-7}$ and $\gamma_{ss} = (6.5 \pm 2.4) \times 10^{-8}$ values for α -alumina and $\gamma_0 = (1.0 \pm 0.2) \times 10^{-7}$ and $\gamma_{ss} = (1.8 \pm 0.4) \times 10^{-8}$ values for γ -alumina at 298 K. The low steady-state uptake coefficients are probably due to consumption of most of the surface Al-OH sites and a low regeneration rate due to limited water vapor. OCS uptake experiments that provide controlled water vapor fluxes to α -alumina surfaces produce somewhat higher γ_{ss} values in the Knudsen apparatus, and the values obtained by integrating the DRIFTS spectra for RH values between 7 and 47% fall in the range of 7.4×10^{-6} to 3.3×10^{-6} .⁴ Interestingly, the highest uptake values are not obtained for the highest RH values because water vapor can also occupy reactive alumina surface sites and block OCS adsorption.

[Back to Table](#)

- (1) He, H.; Liu, J.; Mu, Y.; Yu, Y.; Chen, M. Heterogeneous oxidation of carbonyl sulfide on atmospheric particles and alumina. *Environ. Sci. Technol.* **2005**, *39*, 9637-9642, doi:10.1021/es048865q.

- (2) Liu, J.; Yu, Y.; Mu, Y.; He, H. Mechanism of heterogeneous oxidation of carbonyl sulfide on Al_2O_3 : an *in situ* diffuse reflectance infrared fourier transform spectroscopy investigation *J. Phys. Chem. B* **2006**, *110*, 3225-3230, doi:10.1021/jp055646y.
- (3) Liu, Y.; He, H.; Mu, Y. Heterogeneous reactivity of carbonyl sulfide on $\alpha\text{-Al}_2\text{O}_3$ and $\gamma\text{-Al}_2\text{O}_3$. *Atmos. Environ.* **2008**, *42*, 960-969, doi:10.1016/j.atmosenv.2007.10.007.
- (4) Liu, Y.; Ma, Q.; He, H. Comparative study of the effect of water on the heterogeneous reactions of carbonyl sulfide on the surface of $\alpha\text{-Al}_2\text{O}_3$ and MgO. *Atmos. Chem. Phys.* **2009**, *9*, 6273-6286.

5.15 Bibliography – Table 5-2

- Abbatt, J. P. D. Heterogeneous reaction of HOBr with HBr and HCl on ice surfaces at 228 K. *Geophys. Res. Lett.* **1994**, *21*, 665-668.
- Abbatt, J. P. D. Interactions of HBr, HCl, and HOBr with supercooled sulfuric acid solutions of stratospheric composition. *J. Geophys. Res.* **1995**, *100*, 14009-14017.
- Abbatt, J. P. D. Heterogeneous interactions of BrO and ClO: Evidence for BrO surface recombination and reaction with HSO₃/SO₃²⁻. *Geophys. Res. Lett.* **1996**, *23*, 1681-1684.
- Abbatt, J. P. D.; Beyer, K. D.; Fucaloro, A. F.; McMahon, J. R.; Wooldridge, P. J.; Zhong, R.; Molina, M. J. Interaction of HCl vapor with water-ice: Implications for the stratosphere. *J. Geophys. Res.* **1992**, *97*, 15819-15826.
- Abbatt, J. P. D.; Lee, A. K. Y.; Thornton, J. A. Quantifying trace gas uptake to tropospheric aerosol: recent advances and remaining challenges. *Chem. Soc. Rev.* **2012**, *41*, 6555-6581, doi:10.1039/C2CS35052A.
- Abbatt, J. P. D.; Molina, M. J. Heterogeneous interactions of ClONO₂ and HCl on nitric acid trihydrate at 202 K. *J. Phys. Chem.* **1992**, *96*, 7674-7679.
- Abbatt, J. P. D.; Molina, M. J. The heterogeneous reaction of HOCl + HCl → Cl₂ + H₂O on ice and nitric acid trihydrate: Reaction probabilities and stratospheric implications. *Geophys. Res. Lett.* **1992**, *19*, 461-464.
- Abbatt, J. P. D.; Nowak, J. B. Heterogeneous interactions of HBr and HOCl with cold sulfuric acid solutions: Implications for Arctic boundary layer bromine chemistry. *J. Phys. Chem. A* **1997**, *101*, 2131-2137.
- Abbatt, J. P. D.; Waschewsky, G. C. G. Heterogeneous interactions of HOBr, HNO₃, O₃, and NO₂ with deliquescent NaCl aerosols at room temperature. *J. Phys. Chem. A* **1998**, *102*, 3719-3725.
- Adams, J. W.; Holmes, N. S.; Crowley, J. N. Uptake and reaction of HOBr on frozen and dry NaCl/NaBr surfaces between 253 and 233 K. *Atmos. Chem. Phys.* **2002**, *2*, 79-91.
- Aguzzi, A.; Rossi, M. J. The kinetics of the heterogeneous reaction of BrONO₂ with solid alkali halides at ambient temperature. A comparison with the interaction of ClONO₂ on NaCl and KBr. *Phys. Chem. Chem. Phys.* **1999**, *1*, 4337-4346.
- Aguzzi, A.; Rossi, M. J. Heterogeneous hydrolysis and reaction of BrONO₂ and Br₂O on pure ice and ice doped with HBr. *J. Phys. Chem. A* **2002**, *106*, 5891-5901, doi:10.1021/jp014383e.
- Al-Abadleh, H. A.; Grassian, V. H. FT-IR study of water adsorption on aluminum oxide surfaces. *Langmuir* **2003**, *19*, 341-347, doi:10.1021/la026208a.
- Alebić-Juretić, A.; Cvitas, T.; Klasinc, L. Ozone destruction on powders. *Ber. Bunsenges Phys. Chem.* **1992**, *96*, 493-495.
- Alebić-Juretić, A.; Cvitas, T.; Klasinc, L. Kinetics of heterogeneous ozone reactions. *Chemosphere* **2000**, *41*, 667-670.
- Allanic, A.; Oppliger, R.; Rossi, M. J. Real-time kinetics of the uptake of HOBr and BrONO₂ on ice and in the presence of HCl in the temperature range 190-200 K. *J. Geophys. Res.* **1997**, *102*, 23529-23541.
- Allanic, A.; Oppliger, R.; van den Bergh, H.; Rossi, M. J. The heterogeneous kinetics of the reactions ClONO₂ + HX/ice (X = Cl, Br, I), BrONO₂ + HI/ice and the reactivity of the interhalogens BrCl, ICl and IBr with HX/ice (X = Cl, Br, I) in the temperature range 180 to 205 K. *Z. Phys. Chem.* **2000**, *214*, 1479-1500.
- Anastasio, C.; Mozurkewich, M. Laboratory studies of bromide oxidation in the presence of ozone: Evidence for a glass-surface mediated reaction. *J. Atmos. Chem.* **2002**, *41*, 135-162.
- Badger, C. L.; Griffiths, P. T.; George, I.; Abbatt, J. P. D.; Cox, R. A. Reactive uptake of N₂O₅ by aerosol particles containing mixtures of humic acid and ammonium sulfate. *J. Phys. Chem. A* **2006**, *110*, 6986-6994, doi:10.1021/jp0562678.
- Baigrie, L. M.; Cox, R. A.; Slebocka-Tilk, H.; Tencer, M.; Tidwell, T. T. Acid-catalyzed enolization and aldol condensation of acetaldehyde. *J. Am. Chem. Soc.* **1985**, *107*, 3640-3645.
- Baker, J.; Ashbourn, S. F. M.; Cox, R. A. Heterogeneous reactivity of nitrous acid on submicron sulfuric acid aerosol. *Phys. Chem. Chem. Phys.* **1999**, *1*, 683-690.
- Baldwin, A. C.; Golden, D. M. Heterogeneous atmospheric reactions: Sulfuric acid aerosols as tropospheric sinks. *Science* **1979**, *206*, 562-563.
- Baldwin, A. C.; Golden, D. M. Heterogeneous atmospheric reactions 2. Atom and radical reactions with sulfuric acid. *J. Geophys. Res.* **1980**, *85*, 2888-2889.
- Ball, S. M.; Fried, A.; Henry, B. E.; Mozurkewich, M. The hydrolysis of ClONO₂ on sub-micron liquid sulfuric acid aerosols. *Geophys. Res. Lett.* **1998**, *25*, 3339-3342.
- Baltrusaitis, J.; Schuttlefield, J.; Jensen, J. H.; Grassian, V. H. FTIR spectroscopy combined with quantum chemical calculations to investigate adsorbed nitrate on aluminium oxide surfaces in the presence and absence of co-adsorbed water. *Phys. Chem. Chem. Phys.* **2007**, *9*, 4970-4980, doi:10.1039/b705189a.

- Barone, S. B.; Zondlo, M. A.; Tolbert, M. A. A kinetic and product study of the hydrolysis of ClONO₂ on type Ia polar stratospheric cloud materials at 185 K. *J. Phys. Chem. A* **1997**, *101*, 8643-8652.
- Becker, K. H.; Kleffman, J.; Kurtenbach, R.; Wiesen, P. Solubility of nitrous acid (HONO) in sulfuric acid solutions. *J. Phys. Chem.* **1996**, *100*, 14,984-914,990.
- Behnke, W.; George, C.; Scheer, V.; Zetzsch, C. Production and decay of ClONO₂ from the reaction of gaseous N₂O₅ with NaCl solution: Bulk and aerosol experiments. *J. Geophys. Res.* **1997**, *102*, 3795-3804.
- Behnke, W.; Kruger, H.-U.; Scheer, V.; Zetzsch, C. Formation of atomic Cl from sea spray via photolysis of nitryl chloride: Determination of the sticking coefficient of N₂O₅ on NaCl aerosol. *J. Aerosol Sci.* **1991**, *22*, S609-S612.
- Beichert, P.; Finlayson-Pitts, B. J. Knudson cell studies of the uptake of gaseous HNO₃ and other oxides of nitrogen on solid NaCl. The role of surface absorbed water. *J. Phys. Chem.* **1996**, *100*, 15218-15228.
- Berland, B. S.; Tolbert, M. A.; George, S. M. Surface sensitive studies of the reactive uptake of chlorine nitrate on ice. *J. Phys. Chem. A* **1997**, *101*, 9954-9963.
- Bertram, T. H.; Thornton, J. A. Toward a general parameterization of N₂O₅ reactivity on aqueous particles: the competing effects of particle liquid water, nitrate and chloride. *Atmos. Chem. Phys.* **2009**, *9*, 8351-8363.
- Bertram, T. H.; Thornton, J. A.; Riedel, T. P.; Middlebrook, A. M.; Bahreini, R.; Bates, T. S.; Quinn, P. K.; Coffman, D. J. Direct observations of N₂O₅ reactivity on ambient aerosol particles. *Geophys. Res. Lett.* **2009**, *36*, L19803, doi:10.1029/2009gl040248.
- Bongartz, A.; Kames, J.; Schurath, U.; George, C.; Mirabel, P.; Ponche, J. L. Experimental determination of HONO mass accommodation coefficients using two different techniques. *J. Atmos. Chem.* **1994**, *18*, 149-169.
- Borensen, C.; Kirchner, U.; Scheer, V.; Vogt, R.; Zellner, R. Mechanism and kinetics of the reactions of NO₂ or HNO₃ with alumina as a mineral dust model compound. *J. Phys. Chem. A* **2000**, *104*, 5036-5045, doi:10.1021/jp994170d.
- Braban, C. F.; Adams, J. W.; Rodriguez, D.; Cox, R. A.; Crowley, J. N.; Schuster, G. Heterogeneous reactions of HOI, ICl and IBr on sea salt and sea salt proxies. *Phys. Chem. Chem. Phys.* **2007**, *9*, 3136-3148, doi:10.1039/b700829e.
- Brown, M. A.; Ashby, P. D.; Ogletree, D. F.; Salmeron, M.; Hemminger, J. C. Reactivity of ozone with solid potassium iodide investigated by atomic force microscopy. *J. Phys. Chem. C* **2008**, *112*, 8110-8113, doi:10.1021/jp801620w.
- Brown, M. A.; Newberg, J. T.; Krisch, M. J.; Mun, B. S.; Hemminger, J. C. Reactive uptake of ozone on solid potassium iodide. *J. Phys. Chem. C* **2008**, *112*, 5520-5525, doi:10.1021/jp077225h.
- Caloz, F.; Fenter, F. F.; Tabor, K. D.; Rossi, M. J. Paper I: Design and construction of a Knudsen-cell reactor for the study of heterogeneous reactions over the temperature range 130-750 K: Performances and limitations. *Rev. Sci. Instrum.* **1997**, *68*, 3172-3179, doi:10.1063/1.1148263.
- Caloz, F.; Fentner, F. F.; Rossi, M. J. Heterogeneous kinetics of the uptake of ClONO₂ on NaCl and NaBr. *J. Phys. Chem.* **1996**, *100*, 7494-7501.
- Caloz, F.; Seisel, S.; Fenter, F. F.; Rossi, M. J. Reactivity of BrNO₂ and ClNO₂ with solid alkali salt substrates. *J. Phys. Chem. A* **1998**, *102*, 7470-7479.
- Cappa, C. D.; Kuipers, S. E.; Roberts, J. M.; Gilbert, A. S.; Elrod, M. J. Product identification and kinetics of reactions of HCl with HNO₃/H₂SO₄/H₂O solutions. *J. Phys. Chem. A* **2000**, *104*, 4449-4457, doi:10.1021/jp992666p.
- Carlos-Cuellar, S.; Li, P.; Christensen, A. P.; Krueger, B. J.; Burcher, C.; Grassian, V. H. Heterogeneous uptake kinetics of volatile organic compounds on oxide surfaces using a Knudsen cell reactor: Adsorption of acetic acid, formaldehyde, and methanol on α-Fe₂O₃, α-Al₂O₃, and SiO₂. *J. Phys. Chem. A* **2003**, *107*, 4250-4261, doi:10.1021/jp0267609.
- Carpenter, L. J.; MacDonald, S. M.; Shaw, M. D.; Kumar, R.; Saunders, R. W.; Parthipan, R.; Wilson, J.; Plane, J. M. C. Atmospheric iodine levels influenced by sea surface emissions of inorganic iodine. *Nature Geosci.* **2013**, *6*, 108-111, doi:10.1038/NGEO1687.
- Carslaw, K. S.; Clegg, S. L.; Brimblecombe, P. A thermodynamic model of the system HCl-HNO₃-H₂SO₄-H₂O, including solubilities of HBr, from <200 to 328 K. *J. Phys. Chem.* **1995**, *99*, 11557-11574.
- Carslaw, K. S.; Peter, T. Uncertainties in reactive uptake coefficients for solid stratospheric particles-1. Surface chemistry. *Geophys. Res. Lett.* **1997**, *24*, 1743-1746.
- Chaix, L.; Allanic, A.; Rossi, M. J. Heterogeneous chemistry of HOBr on different types of ice and on ice doped with HCl, HBr, and HNO₃ at 175 K < T < 125 K. *J. Phys. Chem. A* **2000**, *104*, 7268-7277, doi:10.1021/jp001018z.

- Cheung, J. L.; Li, Y. Q.; Boniface, J.; Shi, Q.; Davidovits, P.; Worsnop, D.; Jayne, J. T.; Kolb, C. E. Heterogeneous interactions of NO₂ with aqueous surfaces. *J. Phys. Chem. A* **2000**, *104*, 2655-2662, doi:10.1021/jp992929f.
- Chu, L.; Chu, L. T. Heterogeneous reaction HOCl + HBr → BrCl + H₂O on ice films. *J. Phys. Chem. A* **1999**, *103*, 691-699.
- Chu, L.; Diao, G. W.; Chu, L. T. Heterogeneous interaction of SO₂ on H₂O₂-ice films at 190-210 K. *J. Phys. Chem. A* **2000**, *104*, 7565-7573, doi:10.1021/jp001323k.
- Chu, L. T.; Diao, G.; Chu, L. Kinetics of HOBr uptake on NaBr and NaCl surfaces at varying relative humidity. *J. Phys. Chem. B* **2002**, *106*, 5679-5688, doi:10.1021/jp013594g.
- Chu, L. T.; Leu, M.-T.; Keyser, L. F. Heterogeneous reactions of HOCl + HCl → Cl₂ + H₂O and ClONO₂ + HCl → Cl₂ + HNO₃ on ice surfaces at polar stratospheric conditions. *J. Phys. Chem.* **1993**, *97*, 12798-12804.
- Ciuraru, R.; Gosselin, S.; Visez, N.; Petitprez, D. Heterogeneous reactivity of chlorine atoms with sodium chloride and synthetic sea salt particles. *Phys. Chem. Chem. Phys.* **2011**, *13*, 19460-19470, doi:10.1039/c1cp22170a.
- Clegg, S. M.; Abbatt, J. P. D. Oxidation of SO₂ by H₂O₂ on ice surfaces at 228 K: A sink for SO₂ in ice clouds. *Atmos. Chem. Phys.* **2001**, *1*, 73-78.
- Colussi, A. J.; Enami, S.; Yabushita, A.; Hoffmann, M. R.; Liu, W.-G.; Mishra, H.; Goddard, W. A., III Tropospheric aerosol as a reactive intermediate. *Faraday Discuss.* **2013**, *165*, 407-420, doi:10.1039/c3fd00040k.
- Cooper, P. L.; Abbatt, J. P. D. Heterogeneous interactions of OH and HO₂ radicals with surfaces characteristic of atmospheric particulate matter. *J. Phys. Chem.* **1996**, *100*, 2249-2254.
- Cosman, L. M.; Bertram, A. K. Reactive uptake of N₂O₅ on aqueous H₂SO₄ solutions coated with 1-component and 2-component monolayers. *J. Phys. Chem. A* **2008**, *112*, 4625-4635, doi:10.1021/jp8005469.
- Cosman, L. M.; Knopf, D. A.; Bertram, A. K. N₂O₅ reactive uptake on aqueous sulfuric acid solutions coated with branched and straight-chain insoluble organic surfactants. *J. Phys. Chem. A* **2008**, *112*, 2386-2396, doi:10.1021/jp710685r.
- Dai, Q.; Robinson, G. N.; Freedman, A. Reactions of halomethanes with γ-alumina surfaces. I: An infrared spectroscopic study. *J. Phys. Chem.* **1997**, *101*, 4940-4946.
- Datta, A.; Cavell, R. G.; Tower, R. W.; George, Z. M. Claus catalysis. 1. Adsorption on the alumina catalyst studied by FTIR and EPR spectroscopy. *J. Phys. Chem.* **1985**, *89*, 443-449, doi:10.1021/j100249a014.
- Daumer, B.; Nissner, R.; Klockow, D. Laboratory studies of the influence of their organic films on the neutralization reaction of H₂SO₄ aerosol with ammonia. *J. Aerosol Sci.* **1992**, *23*, 315-325.
- Davies, J. A.; Cox, R. A. Kinetics of the heterogeneous reaction of HNO₃ with NaCl: Effect of water vapor. *J. Phys. Chem. A* **1998**, *102*, 7631-7642.
- De Haan, D. O.; Finlayson-Pitts, B. J. Knudsen cell studies of the reaction of gaseous nitric acid with synthetic sea salt at 298 K. *J. Phys. Chem. A* **1997**, *101*, 9993-9999.
- Deiber, G.; George, C.; Le Calve, S.; Schweitzer, F.; Mirabel, P. Uptake study of ClONO₂ and BrONO₂ by halide containing droplets. *Atmos. Chem. Phys.* **2004**, *4*, 1291-1299.
- Diao, G. W.; Chu, L. T. Heterogeneous reactions of HX plus HONO and I₂ on ice surfaces: Kinetics and linear correlations. *J. Phys. Chem. A* **2005**, *109*, 1364-1373, doi:10.1021/jp045965+.
- Donaldson, D. J.; Ravishankara, A. R.; Hanson, D. R. Detailed study of HOCl + HCl → Cl₂ + H₂O in sulfuric acid. *J. Phys. Chem. A* **1997**, *101*, 4717-4725.
- Duncan, J. L.; Schindler, L. R.; Roberts, J. T. A new sulfate-mediated reaction: Conversion of acetone to trimethylbenzene in the presence of liquid sulfuric acid. *Geophys. Res. Lett.* **1998**, *25*, 631-634.
- Duncan, J. L.; Schindler, L. R.; Roberts, J. T. Chemistry at and near the surface of liquid sulfuric acid: A kinetic, thermodynamic, and mechanistic analysis of heterogeneous reactions of acetone. *J. Phys. Chem. B* **1999**, *103*, 7247-7259.
- El Zein, A.; Romanias, M. N.; Bedjanian, Y. Kinetics and products of heterogeneous reactions of HONO with Fe₂O₃ and Arizona test dust. *Environ. Sci. Technol.* **2013**, *47*, 6325-6331, doi:10.1021/es400794c.
- Elam, J. W.; Nelson, C. E.; Cameron, M. A.; Tolbert, M. A.; George, S. M. Adsorption of H₂O on a single-crystal α-Al₂O₃(0001) surface. *J. Phys. Chem. B* **1998**, *102*, 7008-7015.
- Elrod, M. J.; Koch, R. E.; Kim, J. E.; Molina, M. S. HCl vapour pressures and reaction probabilities of ClONO₂ + HCl on liquid H₂SO₄-HNO₃-HCl-H₂O solutions. *Faraday Discuss.* **1995**, *100*, 269-278.
- Enami, S.; Vecitis, C. D.; Cheng, J.; Hoffmann, M. R.; Colussi, A. J. Mass spectrometry of interfacial layers during fast aqueous aerosol/ozone gas reactions of atmospheric interest. *Chem. Phys. Lett.* **2008**, *455*, 316-320, doi:10.1016/j.cplett.2008.02.075.

- Esteve, W.; Nozière, B. Uptake and reaction kinetics of acetone, 2-butanone, 2,4-pentanedione, and acetaldehyde in sulfuric acid solutions. *J. Phys. Chem. A* **2005**, *109*, 10920-10928, doi:10.1021/jp051199a.
- Fenter, F. F.; Caloz, F.; Rossi, M. J. Kinetics of nitric acid uptake by salt. *J. Phys. Chem.* **1994**, *98*, 9801-9810, doi:10.1021/j100090a014.
- Fenter, F. F.; Caloz, F.; Rossi, M. J. Heterogeneous kinetics of N₂O₅ uptake on salt, with a systematic study of the role of surface presentation (for N₂O₅ and HNO₃). *J. Phys. Chem.* **1996**, *100*, 1008-1019.
- Fenter, F. F.; Rossi, M. J. The heterogeneous kinetics of HONO on H₂SO₄ and on ice: activation of HCl. *J. Phys. Chem.* **1996**, *100*, 13765-13775.
- Fenter, F. F.; Rossi, M. J. Heterogeneous reaction of NO₃ with ice and sulfuric acid solutions: Upper limits for the uptake coefficients. *J. Phys. Chem. A* **1997**, *101*, 4110-4113.
- Fenzel, A.; Scheer, V.; Sikorski, R.; George, C.; Behnke, W.; Zetsch, C. Heterogeneous interconversion reactions of BrNO₂, ClNO₂, Br₂, and Cl₂. *J. Phys. Chem. A* **1998**, *102*, 1329-1337.
- Fernandez, M. A.; Hynes, R. G.; Cox, R. A. Kinetics of ClONO₂ reactive uptake on ice surfaces at temperatures of the upper troposphere. *J. Phys. Chem. A* **2005**, *109*, 9986-9996, doi:10.1021/jp053477b.
- Fickert, S.; Adams, J. W.; Crowley, J. N. Activation of Br₂ and BrCl via Uptake of HOBr onto Aqueous Salt Solutions. *J. Geophys. Res.* **1999**, *104*, 23719-23727.
- Fickert, S.; Helleis, F.; Adams, J. W.; Moortgat, G. K.; Crowley, J. N. Reactive uptake of ClNO₂ on aqueous bromide solutions. *J. Phys. Chem. A* **1998**, *102*, 10689-10696.
- Finlayson-Pitts, B. J. Reaction of NO₂ with NaCl and atmospheric implications of NOCl formation. *Nature* **1983**, *306*, 676-677.
- Finlayson-Pitts, B. J. The tropospheric chemistry of sea salt: A molecular level view of the chemistry of NaCl and NaBr. *Chem. Rev.* **2003**, *103*, 4801-4822, doi:10.1021/cr0206420.
- Finlayson-Pitts, B. J.; Ezell, M. J.; Pitts, J. N., Jr. Formation of chemically active chlorine compounds by reactions of atmospheric NaCl particles with gaseous N₂O₅ and ClONO₂. *Nature* **1989**, *337*, 241-244.
- Finlayson-Pitts, B. J.; Livingston, F. E.; Berko, H. N. Synthesis and identification by infrared spectroscopy of gaseous nitryl bromide, BrNO₂. *J. Phys. Chem.* **1989**, *93*, 4397-4400, doi:10.1021/j100348a005.
- Folkers, M.; Mentel, T. F.; Wahner, A. Influence of an organic coating on the reactivity of aqueous aerosols probed by the heterogeneous hydrolysis of N₂O₅. *Geophys. Res. Lett.* **2003**, *30*, 1644, doi:10.1029/2003GL017168.
- Frenzel, A.; Scheer, V.; Sikorski, R.; George, C.; Behnke, W.; Zetsch, C. Heterogeneous interconversion reactions of BrNO₂, ClNO₂, Br₂, and Cl₂. *J. Phys. Chem. A* **1998**, *102*, 1329-1337.
- Fried, A.; Henry, B. E.; Calvert, J. G.; Mozukewich, M. The reaction probability of N₂O₅ with sulfuric acid aerosols at stratospheric temperatures and compositions. *J. Geophys. Res.* **1994**, *99*, 3517-3532.
- Frinak, E. K.; Abbatt, J. P. D. Br₂ production from the heterogeneous reaction of gas-phase OH with aqueous salt solutions: Impacts of acidity, halide concentration, and organic surfactants. *J. Phys. Chem. A* **2006**, *110*, 10456-10464, doi:10.1021/jp063165o.
- Gebel, M. E.; Finlayson-Pitts, B. J. Uptake and reaction of ClONO₂ on NaCl and synthetic sea salt. *J. Phys. Chem. A* **2001**, *105*, 5178-5187, doi:10.1021/jp0046290.
- Gebel, M. E.; Finlayson-Pitts, B. J.; Ganske, J. S. The uptake of SO₂ on synthetic sea salt and some of its components. *Geophys. Res. Lett.* **2000**, *27*, 887-890.
- George, C.; Behnke, W.; Scheer, V.; Zetsch, C.; Magi, L.; Ponche, J. L.; Mirabel, P. Fate of ClNO₂ over aqueous solutions containing iodide. *Geophys. Res. Lett.* **1995**, *22*, 1505-1508.
- George, C.; Ponche, J. L.; Mirabel, P.; Behnke, W.; Sheer, V.; Zetsch, C. Study of the uptake of N₂O₅ by water and NaCl solutions. *J. Phys. Chem.* **1994**, *98*, 8780-8784.
- George, I. J.; Abbatt, J. P. D. Heterogeneous oxidation of atmospheric aerosol particles by gas-phase radicals. *Nature Chem.* **2010**, *2*, 713-722, doi:10.1038/nchem.806.
- George, I. J.; Matthews, P. S. J.; Whalley, L. K.; Brooks, B.; Goddard, A.; Baeza-Romero, M. T.; Heard, D. E. Measurements of uptake coefficients for heterogeneous loss of HO₂ onto submicron inorganic salt aerosols. *Phys. Chem. Chem. Phys.* **2013**, *15*, 12829-12845, doi:10.1039/c3cp51831k.
- Gershenson, M. Y.; Il'in, S.; Fedotov, N. G.; Gershenson, Y. M.; Aparina, E. V.; Zelenov, V. V. The mechanism of reactive NO₃ uptake on dry NaX (X = Cl, Br). *J. Atmos. Chem.* **1999**, *34*, 119-135.
- Gershenson, Y. M.; Grigorjeva, V. M.; Ivanov, A. V.; Remorov, R. G. O₃ and OH sensitivity to heterogeneous sinks of HO_x and CH₃O₂ on aerosol particles. *Faraday Discuss.* **1995**, *100*, 83-100.
- Gershenson, Y. M.; Ivanov, A. V.; Kucheryavyi, S. I.; Rozenshtein, V. B. Anihilation of OH radicals on the surfaces of substances chemically similar to atmospheric aerosol particles. *Kinet. Katal.* **1986**, *27*, 1069-1074.

- Gershenzon, Y. M.; Purmal, A. P. Heterogeneous processes in the Earth's atmosphere and their ecological consequences. *Russ. Chem. Rev.* **1990**, *59*, 1007-1023.
- Ghosal, S.; Hemminger, J. C. Effect of water on the HNO₃ pressure dependence of the reaction between gas-phase HNO₃ and NaCl surfaces. *J. Phys. Chem. A* **1999**, *103*, 4777-4781.
- Ghosal, S.; Hemminger, J. C. Surface adsorbed water on NaCl and its effect on nitric acid reactivity with NaCl powders. *J. Phys. Chem. B* **2004**, *108*, 14102-14108, doi:10.1021/jp047774c.
- Ghosal, S.; Shbeeb, A.; Hemminger, J. C. Surface segregation of bromine in bromide doped NaCl: Implications for the seasonal variations in Arctic ozone. *Geophys. Res. Lett.* **2000**, *27*, 1879.
- Goodman, A. L.; Bernard, E. T.; Grassian, V. H. Spectroscopic study of nitric acid and water adsorption on oxide particles: Enhanced nitric acid uptake kinetics in the presence of adsorbed water. *J. Phys. Chem. A* **2001**, *105*, 6443-6457, doi:10.1021/jp0037221.
- Goodman, A. L.; Li, P.; Usher, C. R.; Grassian, V. H. Heterogeneous uptake of sulfur dioxide on aluminum and magnesium oxide particles. *J. Phys. Chem. A* **2002**, *105*, 6109-6120, doi:10.1021/jp004423z.
- Gratpanche, F.; Sawerysyn, J.-P. Uptake coefficients of NO₃ radicals on solid surfaces of sea-salts. *J. Chim. Phys.* **1999**, *96*, 213-231.
- Griffiths, P. T.; Badger, C. L.; Cox, R. A.; Folkers, M.; Henk, H. H.; Mentel, T. F. Reactive uptake of N₂O₅ by aerosols containing dicarboxylic acids. effect of particle phase, composition, and nitrate content. *J. Phys. Chem. A* **2009**, *113*, 5082-5090, doi:10.1021/jp8096814.
- Griffiths, P. T.; Cox, R. A. Temperature dependence of heterogeneous uptake of N₂O₅ by ammonium sulfate aerosol. *Atmos. Sci. Lett.* **2009**, *10*, 159-163.
- Guan, C.; Li, X.; Luo, Y.; Huang, Z. Heterogeneous reaction of NO₂ on α-Al₂O₃ in the dark and simulated sunlight. *J. Phys. Chem. A* **2014**, *118*, 6999-7006, doi:10.1021/jp503017k.
- Guimbaud, C.; Arens, F.; Gutzwiller, L.; Gäggeler, H. W.; Ammann, M. Uptake of HNO₃ to deliquescent sea-salt particles: a study using short-lived radioactive isotope tracer ¹³N. *Atmos. Chem. Phys.* **2002**, *2*, 249-257.
- Haag, W. R.; Hoigné, J. Ozonation of bromide-containing waters: Kinetics of formation of hypobromous acid and bromate. *Environ. Sci. Technol.* **1983**, *17*, 261-267.
- Haag, W. R.; Hoigné, J. Ozonation of water containing chlorine or chloramines. Reaction products and kinetics. *Water Research* **1983**, *17*, 1397-1402.
- Hallquist, M.; Stewart, D. J.; Baker, J.; Cox, R. A. Hydrolysis of N₂O₅ on submicron sulfuric acid aerosols. *J. Phys. Chem. A* **2000**, *104*, 3984-3990, doi:10.1021/jp9939625.
- Hallquist, M.; Stewart, D. J.; Stephenson, S. K.; Cox, R. A. Hydrolysis of N₂O₅ on sub-micron sulfate aerosols. *Phys. Chem. Chem. Phys.* **2003**, *5*, 3453-3463, doi:10.1039/b301827j.
- Hanisch, F.; Crowley, J. N. Heterogeneous reactivity of gaseous nitric acid on Al₂O₃, CaCO₃, and atmospheric dust samples: A Knudsen cell study. *J. Phys. Chem. A* **2001**, *105*, 3096-3106.
- Hanning-Lee, M. A.; Brady, B. B.; Martin, L. R.; Syage, J. A. Ozone decomposition on alumina: Implications for solid rocket motor exhaust. *Geophys. Res. Lett.* **1996**, *23*, 1961-1964.
- Hanson, D. Reactivity of BrONO₂ and HOBr on sulfuric acid solutions at low temperatures. *J. Geophys. Res.* **2003**, *108*, 4239, doi: 10.1029/2002JD002519.
- Hanson, D.; Kosciuch, E. The NH₃ mass accommodation coefficient for uptake onto sulfuric acid solutions. *J. Phys. Chem. A* **2003**, *107*, 2199-2208, doi:10.1021/jp021570j.
- Hanson, D.; Kosciuch, E. Reply to "Comment on "The NH₃ mass accommodation coefficient for uptake onto sulfuric acid solutions". *J. Phys. Chem. A* **2003**, *108*, 5849-5851.
- Hanson, D. R. Reactivity of ClONO₂ on H₂¹⁸O ice and organic liquids. *J. Phys. Chem.* **1995**, *99*, 13059-13061.
- Hanson, D. R. Reaction of ClONO₂ with H₂O and HCl in sulfuric acid and HNO₃/H₂SO₄/H₂O mixtures. *J. Phys. Chem. A* **1998**, *102*, 4794-4807.
- Hanson, D. R.; Burkholder, J. B.; Howard, C. J.; Ravishankara, A. R. Measurement of OH and HO₂ radical uptake coefficients on water and sulfuric acid surfaces. *J. Phys. Chem.* **1992**, *96*, 4979-4985.
- Hanson, D. R.; Lovejoy, E. R. The uptake of N₂O₅ onto small sulfuric acid particles. *Geophys. Res. Lett.* **1994**, *21*, 2401-2404.
- Hanson, D. R.; Lovejoy, E. R. The reaction of ClONO₂ with submicrometer sulfuric acid aerosol. *Science* **1995**, *267*, 1326-1329.
- Hanson, D. R.; Lovejoy, E. R. Heterogeneous reactions in liquid sulfuric Acid: HOCl + HCl as a model system. *J. Phys. Chem.* **1996**, *100*, 6397-6405.
- Hanson, D. R.; Ravishankara, A. R. The reaction probabilities of ClONO₂ and N₂O₅ on 40 to 75% sulfuric acid solutions. *J. Geophys. Res.* **1991**, *96*, 17307-17314.
- Hanson, D. R.; Ravishankara, A. R. The reaction probabilities of ClONO₂ and N₂O₅ on polar stratospheric cloud materials. *J. Geophys. Res.* **1991**, *96*, 5081-5090.

- Hanson, D. R.; Ravishankara, A. R. Heterogeneous chemistry of HBr and HF. *J. Phys. Chem.* **1992**, *96*, 9441-9446.
- Hanson, D. R.; Ravishankara, A. R. Investigation of the reactive and nonreactive processes involving ClONO₂ and HCl on water and nitric acid doped ice. *J. Phys. Chem.* **1992**, *96*, 2682-2691.
- Hanson, D. R.; Ravishankara, A. R. Reaction of ClONO₂ with HCl on NAT, NAD, and frozen sulfuric acid and hydrolysis of N₂O₅ and ClONO₂ on frozen sulfuric acid. *J. Geophys. Res.* **1993**, *98*, 22931-22936.
- Hanson, D. R.; Ravishankara, A. R. Response to "Comment on porosities of ice films used to simulate stratospheric cloud surfaces". *J. Phys. Chem.* **1993**, *97*, 2802-2803.
- Hanson, D. R.; Ravishankara, A. R. Uptake of HCl and HOCl onto sulphuric acid: Solubilities, diffusivities and reaction. *J. Phys. Chem.* **1993**, *97*, 12309-12319.
- Hanson, D. R.; Ravishankara, A. R. Reactive uptake of ClONO₂ onto sulfuric acid due to reaction with HCl and H₂O. *J. Phys. Chem.* **1994**, *98*, 5728-5735.
- Hanson, D. R.; Ravishankara, A. R. Heterogeneous chemistry of bromine species in sulfuric acid under stratospheric conditions. *Geophys. Res. Lett.* **1995**, *22*, 385-388.
- Hanson, D. R.; Ravishankara, A. R.; Lovejoy, E. R. Reaction of BrONO₂ with H₂O on submicron sulfuric acid aerosol and the implications for the lower stratosphere. *J. Geophys. Res.* **1996**, *101*, 9063-9069.
- Hanson, D. R.; Ravishankara, A. R.; Solomon, S. Heterogeneous reactions in sulfuric acid aerosols: A framework for model calculations. *J. Geophys. Res.* **1994**, *99*, 3615-3629.
- Harrison, R. M.; Collins, G. M. Measurements of reaction coefficients of NO₂ and HONO on aerosol particles. *J. Atmos. Chem.* **1998**, *30*, 397-406.
- Hayase, S.; Yabushita, A.; Kawasaki, M.; Enami, S.; Hoffmann, M. R.; Colussi, A. J. Heterogeneous reaction of gaseous ozone with aqueous iodide in the presence of aqueous organic species. *J. Phys. Chem. A* **2010**, *114*, 6016-6021, doi:10.1021/jp101985f.
- He, H.; Liu, J.; Mu, Y.; Yu, Y.; Chen, M. Heterogeneous oxidation of carbonyl sulfide on atmospheric particles and alumina. *Environ. Sci. Technol.* **2005**, *39*, 9637-9642, doi:10.1021/es048865q.
- Henson, B. F.; Wilson, K. R.; Robinson, J. M. A physical absorption model of the dependence of ClONO₂ heterogeneous reactions on relative humidity. *Geophys. Res. Lett.* **1996**, *23*, 1021-1024.
- Hirokawa, J.; Onaka, K.; Kajii, Y.; Akimoto, H. Heterogeneous processes involving sodium halide particles and ozone: Molecular bromine release in the marine boundary layer in the absence of nitrogen oxides. *Geophys. Res. Lett.* **1998**, *25*, 2449-2452.
- Hoffman, R. C.; Gebel, M. E.; Fox, B. S.; Finlayson-Pitts, B. J. Knudsen cell studies of the reactions of N₂O₅ and ClONO₂ with NaCl: Development and application of a model for estimating available surface areas and corrected uptake coefficients. *Phys. Chem. Chem. Phys.* **2003**, *5*, 1780-1789, doi:10.1039/b301126g.
- Hoffman, R. C.; Kaleuati, M.; Finlayson-Pitts, B. J. Knudsen cell studies of the reaction of gaseous HNO₃ with NaCl using less than a single layer of particles at 298 K: A modified mechanism. *J. Phys. Chem. A* **2003**, *107*, 7818-7826, doi:10.1021/jp030611o.
- Holmes, N. S.; Adams, J. W.; Crowley, J. N. Uptake and reaction of HOI and IONO₂ on frozen and dry NaCl/NaBr surfaces and H₂SO₄. *Phys. Chem. Chem. Phys.* **2001**, *3*, 1679-1687, doi:10.1039/b100247n.
- Hu, J. H.; Abbatt, J. P. D. Reaction probabilities for N₂O₅ hydrolysis on sulfuric acid and ammonium sulfate aerosols at room temperature. *J. Phys. Chem. A* **1997**, *101*, 871-878.
- Hu, J. H.; Shi, Q.; Davidovits, P.; Worsnop, D. R.; Zahniser, M. S.; Kolb, C. E. Reactive uptake of Cl₂(g) and Br₂(g) by aqueous surfaces as a function of Br⁻ and I⁻ ion concentration: The effect of chemical reaction at the interface. *J. Phys. Chem.* **1995**, *99*, 8768-8776, doi:10.1021/j100021a050.
- Huff, A. K.; Abbatt, J. P. D. Gas-phase Br₂ production in heterogeneous reactions of Cl₂, HOCl, and BrCl with halide-ice surfaces. *J. Phys. Chem. A* **2000**, *104*, 7284-7293, doi:10.1021/jp001155w.
- Huff, A. K.; Abbatt, J. P. D. Kinetics and product yields in the heterogeneous reactions of HOBr with ice surfaces containing NaBr and NaCl. *J. Phys. Chem. A* **2002**, *106*, 5279-5287, doi:10.1021/jp014296m.
- Hunt, S. W.; Roesolová, M.; Wang, W.; Wingen, L. M.; Knipping, E. M.; Tobias, D. J.; Dabdub, D.; Finlayson-Pitts, B. J. Formation of molecular bromine from the reaction of ozone with deliquesced NaBr aerosol: Evidence for interface chemistry. *J. Phys. Chem. A* **2004**, *108*, 11559-11572, doi:10.1021/jp0467346.
- Huntzicker, J. J.; Cary, R. A.; Ling, C.-S. Neutralization of sulfuric acid aerosols by ammonia. *Environ. Sci. Technol.* **1980**, *14*, 819-824.
- Il'in, S. D.; Selikhonovich, V. V.; Gershenson, Y. M.; Rozenshtein, V. B. Study of heterogeneous ozone loss on materials typical of atmospheric aerosol species. *Sov. J. Chem. Phys.* **1991**, *8*, 1858-1880.
- Imamura, T.; Rudich, Y.; Talukdar, R. K.; Fox, R. W.; Ravishankara, A. R. Uptake of NO₃ onto water-solutions: Rate coefficient for reaction of NO₃ with cloud water constituents. *J. Phys. Chem.* **1997**, *101*, 2316-2322.

- Iraci, L. T.; Michelsen, R. R.; Ashbourn, S. F. M.; Rammer, T. A.; Golden, D. M. Uptake of hypobromous acid (HOBr) by aqueous sulfuric acid solutions: low-temperature solubility and reaction. *Atmos. Chem. Phys.* **2005**, *5*, 1577-1587.
- Iraci, L. T.; Riffel, B. G.; Robinson, C. B.; Michelsen, R. R.; Stephenson, R. M. The acid catalyzed nitration of methanol: formation of methyl nitrate via aerosol chemistry. *J. Atmos. Chem.* **2007**, *58*, 253-266, doi:10.1007/s10874-007-9091-9.
- Ivanov, A. V.; Gershenzon, Y. M.; Gratpanche, F.; Devolder, P.; Saverysyn, J.-P. Heterogeneous loss of OH on NaCl and NH₄NO₃ at tropospheric temperatures. *Ann. Geophys.* **1996**, *14*, 659-664.
- Jaegle, L.; Webster, C. R.; May, R. D.; Scott, D. C.; Stimpfle, R. M.; Kohn, D. W.; Wennberg, P. O.; Hansico, T. F.; Cohen, R. C.; Proffitt, M. H.; Kelly, K. K.; Elkins, J.; Baumgardner, D.; Dye, J. E.; Wilson, J. C.; Pueschel, R. F.; Chan, K. R.; Salawitch, R. J.; Tuck, A. F.; Hovde, S. J.; Yung, Y. L. Evolution and stoichiometry of heterogeneous processing in the Antarctic stratosphere. *J. Geophys. Res.* **1997**, *102*, 13235-13253.
- Jayne, J. T.; Poschl, U.; Chen, Y.; Dai, D.; Molina, L. T.; Worsnop, D. R.; Kolb, C. E.; Molina, M. J. Pressure and temperature dependence of the gas-phase reaction of SO₃ with H₂O and the heterogeneous reaction of SO₃ with H₂O/H₂SO₄ surfaces. *J. Phys. Chem. A* **1997**, *101*, 10000-10011.
- Jungwirth, P.; Tobias, D. Molecular structure of salt solutions: A new view of the interface with implications for heterogeneous atmospheric chemistry. *J. Phys. Chem. B* **2001**, *105*, 10468-10472, doi:10.1021/jp012750g.
- Jungwirth, P.; Tobias, D. J. Ions at the air/water interface. *J. Phys. Chem. B* **2002**, *106*, 6361-6373, doi:10.1021/jp020242g.
- Junkermann, W.; Ibusuki, T. FTIR spectroscopic measurements of surface bond products of nitrogen oxides on aerosol surfaces—Implications for heterogeneous HNO₂ production. *Atmos. Environ.* **1992**, *26A*, 3099-3103.
- Kane, S. M.; Timonen, R. S.; Leu, M. T. Heterogeneous chemistry of acetone in sulfuric acid solutions: Implications for the upper troposphere. *J. Phys. Chem. A* **1999**, *103*, 9259-9265.
- Karge, H. G.; Dalla Lana, I. G. Infrared studies of SO₂ adsorption on a Claus catalyst by selective poisoning of sites. *J. Phys. Chem.* **1984**, *88*, 1538-1543, doi:10.1021/j150652a019.
- Karlsson, R.; Ljungstrom, E. Nitrogen dioxide and sea salt particles - A laboratory study. *J. Aerosol Sci.* **1995**, *26*, 39-50.
- Katrib, Y.; Deiber, G.; Schweitzer, F.; Mirabel, P.; George, C. Chemical transformation of bromine chloride at the air/water interface. *J. Aerosol Sci.* **2001**, *32*, 893-911.
- Kenner, R. D.; Plumb, I. C.; Ryan, K. R. Laboratory measurements of the loss of ClO on Pyrex, ice and NAT at 183 K. *Geophys. Res. Lett.* **1993**, *20*, 193-196.
- Keyser, L. F.; Leu, M.-T. Surface areas and porosities of ices used to simulate stratospheric clouds. *J. Colloid Interface Sci.* **1993**, *155*, 137-145.
- Keyser, L. F.; Leu, M.-T.; Moore, S. B. Comment on porosities of ice films used to simulate stratospheric cloud surfaces. *J. Phys. Chem.* **1993**, *97*, 2800-2801.
- Keyser, L. F.; Moore, S. B.; Leu, M. T. Surface reaction and pore diffusion in flow tube reactors. *J. Phys. Chem.* **1991**, *95*, 5496-5502.
- Kinugawa, T.; Enami, S.; Yabushita, A.; Kawasaki, M.; Hoffmann, M. R.; Colussi, A. J. Conversion of gaseous nitrogen dioxide to nitrate and nitrite on aqueous surfactants. *Phys. Chem. Chem. Phys.* **2011**, *13*, 5144-5149, doi:10.1039/c0cp01497d.
- Kirchner, U.; Benter, T.; Schindler, R. N. Experimental verification of gas phase bromine enrichment in reactions of HOBr with sea salt doped ice surfaces. *Phys. Chem. Chem. Phys.* **1997**, *101*, 975-977.
- Kleffman, J.; Becker, K. H.; Wiesen, P. Heterogeneous NO₂ conversion processes on acid surfaces: Possible atmospheric implications. *Atmos. Environ.* **1998**, *32*, 3129-3137.
- Klimovskii, A. O.; Bavin, A. V.; Tklich, V. S.; Lisachenko, A. A. Interaction of ozone with γ -Al₂O₃ surface. *React. Kinet. Catal. Lett.* **1983**, *23*, 95-98.
- Knipping, E. M.; Lakin, M. J.; Foster, K. L.; Jungwirth, P.; Tobias, D. J.; Gerber, R. B.; Dabdub, D.; Finlayson-Pitts, B. J. Experiments and simulations of ion-enhanced interfacial chemistry on aqueous NaCl aerosols. *Science* **2000**, *288*, 301-306, doi:10.1126/science.288.5464.301.
- Knopf, D. A.; Cosman, L. M.; Mousavi, P.; Mokamati, S.; Bertram, A. K. A novel flow reactor for studying reactions on liquid surfaces coated by organic monolayers: Methods, validation, and initial results. *J. Phys. Chem. A* **2007**, *111*, 11021-11032, doi:10.1021/jp075724c.
- Koch, T. G.; Rossi, M. J. Direct measurement of surface residence times: Nitryl chloride and chlorine nitrate on alkali halides at room temperature. *J. Phys. Chem. A* **1998**, *102*, 9193-9201.

- Koch, T. G.; vandenBergh, H.; Rossi, M. J. A molecular diffusion tube study of N₂O₅ and HONO₂ interacting with NaCl and KBr at ambient temperature. *Phys. Chem. Chem. Phys.* **1999**, *1*, 2687-2694.
- Kolb, C. E.; Cox, R. A.; Abbatt, J. P. D.; Ammann, M.; Davis, E. J.; Donaldson, D. J.; Garrett, B. C.; George, C.; Griffiths, P. T.; Hanson, D. R.; Kulmala, M.; McFiggans, G.; Pöschl, U.; Riipinen, I.; Rossi, M. J.; Rudich, Y.; Wagner, P. E.; Winkler, P. M.; Worsnop, D. R.; O' Dowd, C. D. An overview of current issues in the uptake of atmospheric trace gases by aerosols and clouds. *Atmos. Chem. Phys.* **2010**, *10*, 10561-10605, doi:10.5194/acp-10-10561-2010.
- Langenberg, S.; Schurath, U. Ozone destruction on ice. *Geophys. Res. Lett.* **1999**, *26*, 1695-1698.
- Langer, S.; Pemberton, R. S.; Finlayson-Pitts, B. J. Diffuse reflectance infrared studies of the reaction of synthetic sea salt mixtures with NO₂: A key role for hydrates in the kinetics and mechanism. *J. Phys. Chem. A* **1997**, *101*, 1277-1286.
- Laskin, A.; Wang, H.; Robertson, W. H.; Cowin, J. P.; Ezell, M. J.; Finlayson-Pitts, B. J. A new approach to determining gas-particle reaction probabilities and application to the heterogeneous reaction of deliquesced sodium chloride particles with gas-phase hydroxyl radicals. *J. Phys. Chem. A* **2006**, *110*, 10619-10627, doi:10.1021/jp063263+.
- Leu, M.-T. Heterogeneous reaction of N₂O₅ with H₂O and HCl on ice surfaces: implications for Antarctic ozone depletion. *Geophys. Res. Lett.* **1988**, *15*, 851-854.
- Leu, M.-T. Laboratory studies of sticking coefficients and heterogeneous reactions important in the Antarctic stratosphere. *Geophys. Res. Lett.* **1988**, *15*, 17-20.
- Leu, M.-T.; Moore, S. B.; Keyser, L. F. Heterogeneous reactions of chlorine nitrate and hydrogen chloride on Type I polar stratospheric clouds. *J. Phys. Chem.* **1991**, *95*, 7763-7771.
- Leu, M.-T.; Timonen, R. S.; Keyser, L. F. Kinetics of the heterogeneous reaction HNO₃(g) + NaBr(s) ↔ HBr(g) + NaNO₃(s). *J. Phys. Chem. A* **1997**, *101*, 278-282.
- Leu, M.-T.; Timonen, R. S.; Keyser, L. F.; Yung, Y. L. Heterogeneous reactions of HNO₃(g) + NaCl(s) HCl(g) + NaNO₃(s) and N₂O₅(g) + NaCl(s) ClNO₂(g) + NaNO₃(s). *J. Phys. Chem.* **1995**, *99*, 13203-13212, doi:10.1021/j100035a026.
- Li, P.; Perreau, K. A.; Covington, E.; Song, C. H.; Carmichael, G. R.; Grassian, V. H. Heterogeneous reactions of volatile organic compounds on oxide particles of the most abundant crustal elements: Surface reactions of acetaldehyde, acetone, and propionaldehyde on SiO₂, Al₂O₃, Fe₂O₃, TiO₂, and CaO. *J. Geophys. Res.* **2001**, *106*, 5517-5529.
- Liu, C.; Ma, Q.; Liu, Y.; Ma, J.; He, H. Synergistic reaction between SO₂ and NO₂ on mineral oxides: a potential formation pathway of sulfate aerosol. *Phys. Chem. Chem. Phys.* **2012**, *14*, 1668-1676, doi:10.1039/c1cp22217a.
- Liu, J.; Yu, Y.; Mu, Y.; He, H. Mechanism of heterogeneous oxidation of carbonyl sulfide on Al₂O₃: an *in situ* diffuse reflectance infrared fourier transform spectroscopy investigation. *J. Phys. Chem. B* **2006**, *110*, 3225-3230, doi:10.1021/jp055646y.
- Liu, Y.; Cain, J. P.; Wang, H.; Laskin, A. Kinetic study of heterogeneous reaction of deliquesced NaCl particles with gaseous HNO₃ using particle-on-substrate stagnation flow reactor approach. *J. Phys. Chem. A* **2007**, *111*, 10026-10043, doi:10.1021/jp072978p.
- Liu, Y.; He, H.; Mu, Y. Heterogeneous reactivity of carbonyl sulfide on α-Al₂O₃ and γ-Al₂O₃. *Atmos. Environ.* **2008**, *42*, 960-969, doi:10.1016/j.atmosenv.2007.10.007.
- Liu, Y.; Ma, Q.; He, H. Comparative study of the effect of water on the heterogeneous reactions of carbonyl sulfide on the surface of α-Al₂O₃ and MgO. *Atmos. Chem. Phys.* **2009**, *9*, 6273-6286.
- Livingston, F. E.; Finlayson-Pitts, B. J. The reaction of gaseous N₂O₅ with solid NaCl at 298 K: Estimated lower limit to the reaction probability and its potential role in tropospheric and stratospheric chemistry. *Geophys. Res. Lett.* **1991**, *18*, 17-21.
- Lo, J. M. H.; Ziegler, T.; Clark, P. D. SO₂ adsorption and transformations on γ-Al₂O₃ surfaces: A density functional theory study. *J. Phys. Chem. C* **2010**, *114*, 10444-10454, doi:10.1021/jp910895g.
- Loerting, T.; Voegelé, A. F.; Tautermann, C. S.; Liedl, K. R.; Molina, L. T.; Molina, M. J. Modeling the heterogeneous reaction probability for chlorine nitrate hydrolysis on ice. *J. Geophys. Res.* **2006**, *111*, D14307, doi:10.1029/2006JD007065.
- Longfellow, C. A.; Imamura, T.; Ravishankara, A. R.; Hanson, D. R. HONO solubility and heterogeneous reactivity on sulfuric acid surfaces. *J. Phys. Chem. A* **1998**, *102*, 3323-3332.
- Lopez-Hilfiker, F. D.; Constantini, K.; Kercher, J. P.; Thornton, J. A. Temperature dependent halogen activation by N₂O₅ reactions on halide-doped ice surfaces. *Atmos. Chem. Phys.* **2012**, *12*, 5237-5247, doi:10.5194/acp-12-5237-2012.

- Loukhovitskaya, E.; Bedjanian, Y.; Morozov, I.; Le Bras, G. Laboratory study of the interaction of HO₂ radicals with the NaCl, NaBr, MgCl₂•6H₂O and sea salt surfaces. *Phys. Chem. Chem. Phys.* **2009**, *11*, 7896-7905, doi:10.1039/b906300e.
- Lovejoy, E. R.; Huey, L. G.; Hanson, D. R. Atmospheric fate of CF₃OH 2: Heterogeneous reaction. *J. Geophys. Res.* **1995**, *100*, 18,775-718,780.
- Luick, T. J.; Heckbert, R. W.; Schultz, K.; Disselkamp, R. S. Nitrosyl and nitryl chloride formation in H₂SO₄/HNO₃/H₂O/HCl solutions at 200 K. *J. Atmos. Chem.* **1999**, *32*, 315-325.
- Ma, Q.; Liu, Y.; He, H. Synergistic effect between NO₂ and SO₂ in their adsorption and reaction on γ -alumina. *J. Phys. Chem. A* **2008**, *112*, 6630-6635, doi:10.1021/jp802025z.
- Manion, J. A.; Fittschen, C. M.; Golden, D. M.; Williams, L. R.; Tolbert, M. A. Heterogeneous reactions of chlorine nitrate and dinitrogen pentoxide on sulfuric acid surfaces representative of global stratospheric aerosol particles. *Israel J. Chem.* **1994**, *34*, 355-363.
- Martin, L. R.; Judeikis, H. S.; Wun, M. Heterogeneous reactions of Cl and ClO in the stratosphere. *J. Geophys. Res.* **1980**, *85*, 5511-5518.
- McKeachie, J. R.; Appel, M. F.; Kirchner, U.; Schindler, R. N.; Benter, T. Observation of a heterogeneous source of OClO from the reaction of ClO radicals on ice. *J. Phys. Chem. B* **2004**, *108*, 16786-16797, doi:10.1021/jp049314p.
- McMurry, P. H.; Takano, H.; Anderson, G. R. Study of the ammonia (gas) - sulfuric acid (aerosol) reaction rate. *Environ. Sci. Technol.* **1983**, *17*, 347-357.
- McNeill, V. F.; Loerting, T.; Geiger, F. M.; Trout, B. L.; Molina, M. J. Hydrogen chloride-induced surface disordering on ice. *Proc. Nat. Acad. Sci.* **2006**, *103*, 9422-9427.
- McNeill, V. F.; Patterson, J.; Wolfe, G. M.; Thornton, J. A. The effect of varying levels of surfactant on the reactive uptake of N₂O₅ to aqueous aerosol. *Atmos. Chem. Phys.* **2006**, *6*, 1635-1644.
- Mental, T. F.; Sohn, M.; Wahner, A. Nitrate effect in the heterogeneous hydrolysis of dinitrogen pentoxide on aqueous aerosols. *Phys. Chem. Chem. Phys.* **1999**, *1*, 5451-5457.
- Mertes, S.; Wahner, A. Uptake of nitrogen dioxide and nitrous acid on aqueous surfaces. *J. Phys. Chem.* **1995**, *99*, 14000-14006, doi:10.1021/j100038a035.
- Michel, A. E.; Usher, C. R.; Grassian, V. H. Heterogeneous and catalytic uptake of ozone on mineral oxides and dusts: A Knudsen cell investigation. *Geophys. Res. Lett.* **2002**, *29*, 1665, doi:1029/2002/GL014896.
- Michel, A. E.; Usher, C. R.; Grassian, V. H. Reactive uptake of ozone on mineral oxides and mineral dusts. *Atmos. Environ.* **2003**, *37*, 3201-3211, doi:10.1016/S1352-2310(03)00319-4.
- Michelsen, R. R.; Ashbourn, S. F. M.; Iraci, L. T. Dissolution, speciation, and reaction of acetaldehyde in cold sulfuric acid. *J. Geophys. Res.* **2004**, *109*, D23205, doi:10.1029/2004JD005041.
- Michelsen, R. R.; Staton, S. J. R.; Iraci, L. T. Uptake and dissolution of gaseous ethanol in sulfuric acid. *J. Phys. Chem. A* **2006**, *110*, 6711-6717, doi:10.1021/jp056234s.
- Mihelcic, D.; Klemp, D.; Müsgen, P.; Pätz, H. W.; Volz-Thomas, A. Simultaneous measurements of peroxy and nitrate radicals at Schauinsland. *J. Atmos. Chem.* **1993**, *16*, 313-335.
- Miller, T. M.; Grassian, V. H. Heterogeneous chemistry of NO₂ on mineral oxide particles: Spectroscopic evidence for oxide-coordinated and water-solvated surface nitrate. *Geophys. Res. Lett.* **1998**, *25*, 3835-3838.
- Mochida, M.; Akimoto, H.; van den Bergh, H.; Rossi, M. J. Heterogeneous kinetics of the uptake of HOBr on solid alkali metal halides at ambient temperature. *J. Phys. Chem. A* **1998**, *102*, 4819-4828.
- Mochida, M.; Hirokawa, J.; Akimoto, H. Unexpected large uptake of O₃ on sea salts and the observed Br₂ formation. *Geophys. Res. Lett.* **2000**, *27*, 2629-2632.
- Mochida, M.; Hirokawa, J.; Kajii, Y.; Akimoto, H. Heterogeneous reactions of Cl₂ with sea salts at ambient temperature: Implications for halogen exchange in the atmosphere. *Geophys. Res. Lett.* **1998**, *25*, 3927-3930.
- Mogili, P. K.; Kleiber, P. D.; Young, M. A.; Grassian, V. H. Heterogeneous uptake of ozone on reactive components of mineral dust aerosol: An environmental aerosol reaction chamber study. *J. Phys. Chem. A* **2006**, *110*, 13799-13807, doi:10.1021/jp063620g.
- Molina, M. J.; Meads, R. F.; Spencer, D. D.; Molina, L. T. The reaction of ClONO₂ with HCl on aluminum oxide. *Geophys. Res. Lett.* **1997**, *24*, 1619-1622.
- Molina, M. J.; Tso, T. L.; Molina, L. T.; Wang, F. C. Antarctic stratospheric chemistry of chlorine nitrate, hydrogen chloride, and ice: Release of active chlorine. *Science* **1987**, *238*, 1253-1259.
- Moore, S. B.; Keyser, L. F.; Leu, M. T.; Turco, R. P.; Smith, R. H. Heterogeneous reactions on nitric acid trihydrate. *Nature* **1990**, *345*, 333-335.

- Mossinger, J. C.; Cox, R. A. Heterogeneous reaction of HOI with sodium halide salts. *J. Phys. Chem. A* **2001**, *105*, 5165-5177, doi:10.1021/jp0044678.
- Mossinger, J. C.; Hynes, R. G.; Cox, R. A. Interaction of HOBr and HCl on ice surfaces in the temperature range 205–227 K. *J. Geophys. Res.* **2002**, *107*, 4740, doi:10.1029/2002JD002151.
- Mozurkewich, M.; Calvert, J. Reaction probability of N₂O₅ on aqueous aerosols. *J. Geophys. Res.* **1988**, *93*, 15882-15896.
- Msibi, I. M.; Li, Y.; Shi, J. P.; Harrison, R. M. Determination of heterogeneous reaction probability using deposition profile measurement in an annular reactor: application to the N₂O₅/H₂O reaction. *J. Atmos. Chem.* **1994**, *18*, 291-300.
- Msibi, I. M.; Shi, J. P.; Harrison, R. M. Accommodation coefficient for trace gas uptake using deposition profile measurement in an annular reactor. *J. Atmos. Chem.* **1993**, *17*, 339-351.
- Oldridge, N. W.; Abbatt, J. P. D. Formation of gas-phase bromine from interaction of ozone with frozen and liquid NaCl/NaBr solutions: Quantitative separation of surficial chemistry from bulk-phase reaction. *J. Phys. Chem. A* **2010**, *115*, 2590-2598, doi:10.1021/jp200074u.
- Oppliger, R.; Allanic, A.; Rossi, M. J. Real-time kinetics of the uptake of ClONO₂ on ice and in the presence of HCl in the temperature range 160 K ≤ T ≤ 200 K. *J. Phys. Chem. A* **1997**, *101*, 1903-1911.
- Oum, K. W.; Lakin, M. J.; DeHaan, D. O.; Brauers, T.; Finlayson-Pitts, B. J. Formation of molecular chlorine from the photolysis of ozone and aqueous sea-salt particles. *Science* **1998**, *297*, 74-76, doi:10.1126/science.279.5347.74.
- Oum, K. W.; Lakin, M. J.; Finlayson-Pitts, B. J. Bromine activation in the troposphere by the dark reaction of O₃ with seawater ice. *Geophys. Res. Lett.* **1998**, *25*, 3923-3926.
- Park, J. H.; Ivanov, A. V.; Molina, M. J. Effect of relative humidity on OH uptake by surfaces of atmospheric importance. *J. Phys. Chem. A* **2008**, *112*, 6968-6977, doi:10.1021/jp8012317.
- Park, S.-C.; Burden, D. K.; Nathanson, G. M. The inhibition of N₂O₅ hydrolysis in sulfuric acid by 1-butanol and 1-hexanol surfactant coatings. *J. Phys. Chem. A* **2007**, *111*, 2921-2929, doi:10.1021/jp068228h.
- Parkyn, N. D. The influence of thermal pretreatment on the infrared spectrum of carbon dioxide adsorbed on alumina. *J. Phys. Chem.* **1971**, *75*, 526-531.
- Peters, S. J.; Ewing, G. E. Reaction of NO₂(g) with NaCl(100). *J. Phys. Chem.* **1996**, *100*, 14093-14102, doi:10.1021/jp9603694.
- Pillar, E. A.; Guzman, M. I.; Rodriguez, J. M. Conversion of iodide to hypoiodous acid and iodine in aqueous microdroplets exposed to ozone. *Environ. Sci. Technol.* **2013**, *47*, 10971-10979, doi:10.1021/es401700h.
- Ponche, J. L.; George, C.; Mirabel, P. Mass transfer at the air/water interface: Mass accommodation coefficients of SO₂, HNO₃, NO₂ and NH₃. *J. Atmos. Chem.* **1993**, *16*, 1-21.
- Pratte, P.; Rossi, M. J. The heterogeneous kinetics of HOBr and HOCl on acidified sea salt and model aerosol at 40-90% relative humidity and ambient temperature. *Phys. Chem. Chem. Phys.* **2006**, *8*, 3988-4001, doi:10.1039/b604321f.
- Quinlan, M. A.; Reihs, C. M.; Golden, D. M.; Tolbert, M. A. Heterogeneous reactions on model polar stratospheric cloud surfaces: Reaction of N₂O₅ on ice and nitric acid trihydrate. *J. Phys. Chem.* **1990**, *94*, 3255-3260.
- Rattigan, O. V.; Boniface, J.; Swartz, E.; Davidovits, P.; Jayne, J. T.; Kolb, C. E.; Worsnop, D. R. Uptake of gas-phase SO₂ in aqueous sulfuric acid: Oxidation by H₂O₂, O₃, and HONO. *J. Geophys. Res.* **2000**, *105*, 29065-29078.
- Reeser, D. I.; Donaldson, D. J. Influence of water surface properties on the heterogeneous reaction between O_{3(g)} and I_(aq). *Atmos. Environ.* **2011**, *45*, 6116-6120, doi:10.1016/j.atmosenv.2011.08.042.
- Remorov, R. G.; Gershenson, Y. M.; Molina, L. T.; Molina, M. J. Kinetics and mechanism of HO₂ uptake on solid NaCl. *J. Phys. Chem. A* **2002**, *106*, 4558-4565, doi:10.1021/jp013179o.
- Riedel, T. P.; Bertram, T. H.; Ryder, O. S.; Liu, S.; Day, D. A.; Russell, L. M.; Gaston, C. J.; Prather, K. A.; Thornton, J. A. Direct N₂O₅ reactivity measurements at a polluted coastal site. *Atmos. Chem. Phys.* **2012**, *12*, 2959-2968, doi:10.5194/acp-12-2959-2012.
- Robbins, R. C.; Cadle, R. D. Kinetics of the reaction between gaseous ammonia and sulfuric acid droplets in an aerosol. *J. Phys. Chem.* **1958**, *62*, 469-471, doi:10.1021/j150562a025.
- Roberts, J. M.; Osthoff, H. D.; Brown, S. S.; Ravishankara, A. R. N₂O₅ oxidizes chloride to Cl₂ in acidic atmospheric aerosol. *Science* **2008**, *321*, 1059-1059, doi:10.1126/science.1158777.
- Robinson, G. N.; Dai, Q.; Freedman, A. Reaction of halomethanes on γ-alumina surfaces. II: X-ray photoelectron and temperature programmed reaction spectroscopy studies. *J. Phys. Chem.* **1997**, *101*, 4947-4953.
- Robinson, G. N.; Freedman, A.; Kolb, C. E.; Worsnop, D. R. Decomposition of halomethanes on α-alumina at stratospheric temperatures. *Geophys. Res. Lett.* **1994**, *21*, 377-380.

- Robinson, G. N.; Freedman, A.; Kolb, C. E.; Worsnop, D. R. Correction to decomposition of halomethanes on α -alumina at stratospheric temperatures. *Geophys. Res. Lett.* **1996**, *23*, 317.
- Robinson, G. N.; Worsnop, D. R.; Jayne, J. T.; Kolb, C. E.; Davidovits, P. Heterogeneous reaction kinetics of N_2O_5 and ClONO_2 on cold, concentrated sulfuric acid droplets. *J. Geophys. Res.* **1997**, *102*, 3583-3601.
- Robinson, G. N.; Worsnop, D. R.; Jayne, J. T.; Kolb, C. E.; Swartz, E.; Davidovits, P. Heterogeneous uptake of HCl by sulfuric acid solutions. *J. Geophys. Res.* **1998**, *103*, 25371-25381.
- Romanias, M. N.; El Zein, A.; Bedjanian, Y. Reactive uptake of HONO on aluminum oxide surface. *J. Photochem. Photobiol. A: Chem.* **2012**, *250*, 50-57, doi:10.1016/j.photochem.2012.09.018.
- Romanias, M. N.; El Zein, A.; Bedjanian, Y. Uptake of hydrogen peroxide on the surface of Al_2O_3 and Fe_2O_3 . *Atmos. Environ.* **2013**, *77*, 1-8, doi:10.1016/j.atmosenv.2013.04.065.
- Roscoe, J. M.; Abbatt, J. P. D. Diffuse reflectance FTIR study of the interaction of alumina surfaces with ozone and water vapor. *J. Phys. Chem. A* **2005**, *109*, 9028-9034, doi:10.1021/jp050766r.
- Rossi, M. J. Heterogeneous reactions on salts. *Chem. Rev.* **2003**, *103*, 4823-4882, doi:10.1021/cr020507n.
- Rossi, M. J.; Malhotra, R.; Golden, D. M. Heterogeneous chemical reaction of chlorine nitrate and water on sulfuric-acid surfaces at room temperature. *Geophys. Res. Lett.* **1987**, *14*, 127-130.
- Rouvière, A.; Ammann, M. The effect of fatty acid surfactants on the uptake of ozone to aqueous halogenide particles. *Atmos. Chem. Phys.* **2010**, *10*, 11489-11500, doi:10.5194/acp-10-11489-2010.
- Ruan, M.; Hou, H.; Li, W.; Wang, B. Theoretical study of the adsorptive/dissociation reactions of formic acid on the α - Al_2O_3 (0001) surface. *J. Phys. Chem. C* **2014**, *118*, 20889-20898, doi:10.1021/jp504542n.
- Rubasinghege, G.; Grassian, V. H. Photochemistry of adsorbed nitrate on aluminum oxide particle surfaces. *J. Phys. Chem. A* **2009**, *113*, 7818-7825, doi:10.1021/jp902252s.
- Rubasinghege, G.; Ogden, S.; Baltrusaitis, J.; Grassian, V. H. Heterogeneous uptake and adsorption of gas-phase formic acid on oxide and clay particle surfaces: The roles of surface hydroxyl groups and adsorbed water in formic acid adsorption and the impact of formic acid adsorption on water uptake. *J. Phys. Chem. A* **2013**, *112*, 11316-11327, doi:10.1021/jp408169w.
- Rubel, G. O.; Gentry, J. W. Investigation of the reaction between single aerosol acid droplets and ammonia gas. *J. Aerosol Sci.* **1984**, *15*, 661-671.
- Rudich, Y.; Talukdar, R. K.; Imamura, T.; Fox, R. W.; Ravishankara, A. R. Uptake of NO_3 on KI solutions: Rate coefficient for the $\text{NO}_3 + \text{I}^-$ reaction and gas-phase diffusion coefficient for NO_3 . *Chem. Phys. Lett.* **1996**, *261*, 467-473.
- Rudich, Y.; Talukdar, R. K.; Ravishankara, A. R.; Fox, R. W. Reactive uptake of NO_3 on pure water and ionic solutions. *J. Geophys. Res.* **1996**, *101*, 21023-21031.
- Ryder, O. S.; Ault, A. P.; Cahill, J. F.; Guasco, T. L.; Riedel, T. P.; Cuadra-Rodriguez, L. A.; Gaston, C. J.; Fitzgerald, E.; Lee, C.; Prather, K. A.; Bertram, T. H. On the role of particle inorganic mixing state in the reactive uptake of N_2O_5 to ambient aerosol particles. *Environ. Sci. Technol.* **2014**, *48*, 1618-1627, doi:10.1021/es4042622.
- Saastad, O. W.; Ellerman, T.; Nielson, C. J. On the adsorption of NO and NO_2 on cold $\text{H}_2\text{O}/\text{H}_2\text{SO}_4$ surfaces. *Geophys. Res. Lett.* **1993**, *20*, 1191-1193.
- Sakamoto, Y.; Yabushita, A.; Kawasaki, M.; Enami, S. Direct emission of I_2 molecule and IO radical from the heterogeneous reactions of gaseous ozone with aqueous potassium iodide Solution. *J. Phys. Chem. A* **2009**, *113*, 7707-7713, doi:10.1021/jp903486u.
- Sandanaga, Y.; Hirokawa, J.; Akimoto, H. Formation of molecular chlorine in dark condition: Heterogeneous reaction of ozone with sea salt in the presence of ferric ion. *Geophys. Res. Lett.* **2001**, *28*, 4433-4436.
- Santschi, C.; Rossi, M. J. The heterogeneous interaction of Br_2 , Cl_2 and Cl_2O with solid KBr and NaCl substrates: The role of adsorbed H_2O and halogens. *Phys. Chem. Chem. Phys.* **2004**, *6*, 3447-3460, doi:10.1039/b404415k.
- Saul, T. D.; Tolocka, M. P.; Johnston, M. V. Reactive uptake of nitric acid onto sodium chloride aerosols across a wide range of relative humidities. *J. Phys. Chem. A* **2006**, *110*, 7614-7620, doi:10.1021/jp060639a.
- Scheer, V.; Frenzel, A.; Behnke, W.; Zetsch, C.; Magi, L.; George, C.; Mirabel, P. Uptake of nitrosyl chloride (NOCl) by aqueous solutions. *J. Phys. Chem. A* **1997**, *101*, 9359-9366.
- Schroeder, W. H.; Urone, P. Formation of nitrosyl chloride from salt particles in air. *Environ. Sci. Technol.* **1974**, *8*, 756-758.
- Schütze, M.; Herrmann, H. Determination of phase transfer parameters for the uptake of HNO_3 , N_2O_5 and O_3 on single aqueous drops. *Phys. Chem. Chem. Phys.* **2002**, *4*, 60-67, doi:10.1039/b106078n.
- Schütze, M.; Herrmann, H. Uptake of the NO_3 radical on aqueous surfaces. *J. Atmos. Chem.* **2005**, *52*, 1-18, doi:10.1007/s10874-005-6153-8.

- Schweitzer, F.; Mirabel, P.; George, C. Multiphase chemistry of N_2O_5 , ClONO_2 and BrNO_2 . *J. Phys. Chem. A* **1998**, *102*, 3942-3952.
- Schweitzer, F.; Mirabel, P.; George, C. Heterogeneous chemistry of nitril halides in relation to tropospheric halogen activation. *J. Atmos. Chem.* **1999**, *34*, 101-117.
- Seisel, S.; Börensén, C.; Vogt, R.; Zellner, R. The heterogeneous reaction of HNO_3 on mineral dust and γ -alumina surfaces: a combined Knudsen cell and DRIFTS study. *Phys. Chem. Chem. Phys.* **2004**, *6*, 5498-5508, doi:10.1039/b410793d.
- Seisel, S.; Caloz, F.; Fenter, F. F.; vandenBergh, H.; Rossi, M. J. The heterogeneous reaction of NO_3 with NaCl and KBr: A nonphotolytic source of halogen atoms. *Geophys. Res. Lett.* **1997**, *24*, 2757-2760.
- Seisel, S.; Fluckiger, B.; Caloz, F.; Rossi, M. J. Heterogeneous reactivity of the nitrate radical: Reactions on halogen salt at ambient temperature and on ice in the presence of HX (X = Cl, Br, I) at 190 K. *Phys. Chem. Chem. Phys.* **1999**, *1*, 2257-2266.
- Seisel, S.; Fluckiger, B.; Rossi, M. J. The heterogeneous reaction of N_2O_5 with HBr on ice: Comparison with $\text{N}_2\text{O}_5 + \text{HCl}$. *Ber. Bunsenges. Phys. Chem.* **1998**, *102*, 811-820.
- Seisel, S.; Keil, T.; Lian, Y.; Zellner, R. Kinetics of the uptake of SO_2 on mineral oxides: Improved initial uptake coefficients at 298 K from pulsed Knudsen cell experiments. *Int. J. Chem. Kinet.* **2006**, *38*, 242-249, doi:10.1002/kin.20148.
- Seisel, S.; Rossi, M. J. The heterogeneous reaction of HONO and HBr on ice and on sulfuric acid. *Ber. Bunsenges. Phys. Chem.* **1997**, *101*, 943-955.
- Shaka, H.; Robertson, W. H.; Finlayson-Pitts, B. J. A new approach to studying aqueous reactions using diffuse reflectance infrared Fourier transform spectrometry: application to the uptake and oxidation of SO_2 on OH-processed model sea salt aerosol. *Phys. Chem. Chem. Phys.* **2007**, *9*, 1980-1990, doi:10.1039/b612624c.
- Shaw, M. D.; Carpenter, L. J. Modification of ozone deposition and I_2 emissions at the air—aqueous interface by dissolved organic carbon of marine origin. *Environ. Sci. Technol.* **2013**, *47*, 10947-10954, doi:10.1021/es4011459.
- Shi, Q.; Davidovits, P.; Jayne, J. T.; Kolb, C. E.; Worsnop, D. R. Kinetic model for reaction of ClONO_2 with H_2O and HCl and HOCl with HCl in sulfuric acid solutions. *J. Geophys. Res.* **2001**, *106*, 24259-24274.
- Sjostedt, S. J.; Abbatt, J. P. D. Release of gas-phase halogens from sodium halide substrates: heterogeneous oxidation of frozen solutions and desiccated salts by hydroxyl radicals. *Environ. Res. Lett.* **2008**, *3*, 045007, doi:10.1088/1748-9326/3/4/045007.
- Sosedova, Y.; Rouvière, A.; Gäggeler, H. W.; Ammann, M. Uptake of NO_2 to deliquesced dihydroxybenzoate aerosol particles. *J. Phys. Chem. A* **2009**, *113*, 10979-10987, doi:10.1021/jp9050462.
- Stemmler, K.; Vlasenko, A.; Guimbaud, C.; Ammann, M. The effect of fatty acid surfactants on the uptake of nitric acid to deliquesced NaCl aerosol. *Atmos. Chem. Phys.* **2008**, *8*, 5127-5141.
- Stewart, D. J.; Griffiths, P. T.; Cox, R. A. Reactive uptake coefficients for heterogeneous reaction of N_2O_5 with submicron aerosols of NaCl and natural sea salt. *Atmos. Chem. Phys.* **2004**, *4*, 1381-1388.
- Sullivan, R. C.; Thornberry, T.; Abbatt, J. P. D. Ozone decomposition kinetics on alumina: effects of ozone partial pressure, relative humidity and repeated oxidation cycles. *Atmos. Chem. Phys.* **2004**, *4*, 1301-1310.
- Sverdrup, G. M.; Kuhlman, M. R. "Heterogeneous Nitrogen Oxide-Particle Reactions"; 14th International Colloquium on Atmospheric Pollution, 1980, Paris.
- Swartz, E.; Shi, Q.; Davidovits, P.; Jayne, J. T.; Worsnop, D.; Kolb, C. E. Uptake of gas-phase ammonia. 2. Uptake by sulfuric acid surfaces. *J. Phys. Chem. A* **1999**, *103*, 8824-8833.
- Szanyi, J.; Kwak, J. H. Dissecting the steps of CO_2 reduction: 1. The interaction of CO and CO_2 with $\gamma\text{-Al}_2\text{O}_3$: an *in situ* FTIR study. *Phys. Chem. Chem. Phys.* **2014**, *16*, 15117-15125, doi:10.1039/c4cp00616j.
- Szanyi, J.; Kwak, J. H.; Chimentao, R. J.; Peden, C. H. F. Effect of H_2O on the adsorption of NO_2 on $\gamma\text{-Al}_2\text{O}_3$: an *in situ* FTIR/MS study. *J. Phys. Chem. C* **2007**, *111*, 2661-2669, doi:10.1021/jp066326x.
- Taketani, F.; Kanaya, Y.; Akimoto, H. Kinetics of heterogeneous reactions of HO_2 radical at ambient concentration levels with $(\text{NH}_4)_2\text{SO}_4$ and NaCl aerosol particles. *J. Phys. Chem. A* **2008**, *112*, 2370-2377, doi:10.1021/jp0769936.
- Taketani, F.; Kanaya, Y.; Akimoto, H. Heterogeneous loss of HO_2 by KCl, synthetic sea salt, and natural seawater aerosol particles. *Atmos. Environ.* **2009**, *43*, 1660-1665, doi:10.1016/j.atmosenv.2008.12.010.
- Tang, I. N.; Lee, J. H. In *The Chemistry of Acid Rain*; Gordon, G. E., Johnson, R. W., Eds.; Am. Chem. Soc. Symp. Series, 1987; pp 109-117.
- Thomas, K.; Volz-Thomas, A.; Mihelcic, D.; Smit, H. G. J.; Kley, D. On the exchange of NO_3 radicals with aqueous solutions: Solubility and sticking coefficient. *J. Atmos. Chem.* **1998**, *29*, 17-43.

- Thornton, J. A.; Abbatt, J. P. D. Measurements of HO₂ uptake to aqueous aerosol: Mass accommodation coefficients and net reactive loss. *J. Geophys. Res.* **2005**, *110*, D08309, doi:10.1029/2004JD005402.
- Thornton, J. A.; Abbatt, J. P. D. N₂O₅ reaction on submicron sea salt aerosol: Kinetics, products, and the effect of surface active organics. *J. Phys. Chem. A* **2005**, *109*, 10004-10012, doi:10.1021/Jp054183t.
- Thornton, J. A.; Braban, C. F.; Abbatt, J. P. D. N₂O₅ hydrolysis on sub-micron organic aerosols: the effect of relative humidity, particle phase, and particle size. *Phys. Chem. Chem. Phys.* **2003**, *5*, 4593-4603, doi:10.1039/b307498f.
- Thornton, J. A.; Jaeglé, L.; McNeil, V. F. Assessing known pathways for HO₂ loss in aqueous atmospheric aerosols: Regional and global impacts on tropospheric oxidants. *J. Geophys. Res.* **2008**, *113*, D05303, doi:10.1029/2007JD009236.
- Timonen, R. S.; Chu, L. T.; Leu, M.-T.; Keyser, L. F. Heterogeneous reaction of ClONO₂(g) + NaCl(s) → Cl₂(g) + NaNO₃(s). *J. Phys. Chem.* **1994**, *98*, 9509-9517, doi:10.1021/j100089a025.
- Timonen, R. S.; Leu, M.-T. Interaction of ethyl alcohol vapor with sulfuric acid solutions. *J. Phys. Chem. A* **2006**, *110*, 6660-6666, doi:10.1021/jp055810h.
- Tolbert, M. A.; Rossi, M. J.; Golden, D. M. Antarctic ozone depletion chemistry: Reactions of N₂O₅ with H₂O and HCl on ice surfaces. *Science* **1988**, *240*, 1018-1021.
- Tolbert, M. A.; Rossi, M. J.; Golden, D. M. Heterogeneous interactions of chlorine nitrate, hydrogen chloride and nitric acid with sulfuric acid surfaces at stratospheric temperatures. *Geophys. Res. Lett.* **1988**, *15*, 847-850.
- Tolbert, M. A.; Rossi, M. J.; Malhotra, R.; Golden, D. M. Reaction of chlorine nitrate with hydrogen chloride and water at Antarctic stratospheric temperatures. *Science* **1987**, *238*, 1258-1260.
- Tolocka, M.; Saul, T. D.; Johnston, M. V. Reactive uptake of nitric acid into aqueous sodium chloride droplets using real-time single-particle mass spectrometry. *J. Phys. Chem. A* **2004**, *108*, 2659-2665, doi:10.1021/jp036612y.
- Tong, S. R.; Wu, L. Y.; Ge, M. F.; Wang, W. G.; Pu, Z. F. Heterogeneous chemistry of monocarboxylic acids on α-Al₂O₃ at different relative humidities. *Atmos. Chem. Phys.* **2010**, *10*, 7561-7574, doi:10.5194/acp-10-7561-2010.
- Underwood, G. M.; Li, P.; Al-Abadleh, H. A.; Grassian, V. H. A Knudsen cell study of the heterogeneous reactivity of nitric acid on oxide and mineral dust particles. *J. Phys. Chem. A* **2001**, *105*, 6609-6620, doi:10.1021/jp002223h.
- Underwood, G. M.; Li, P.; Usher, C. R.; Grassian, V. H. Determining accurate kinetic parameters of potentially important heterogeneous atmospheric reactions on solid particle surfaces with a Knudsen cell reactor. *J. Phys. Chem. A* **2000**, *104*, 819-829, doi:10.1021/jp9930292.
- Underwood, G. M.; Miller, T. M.; Grassian, V. H. Transmission FT-IR and Knudsen cell study of the heterogeneous reactivity of gaseous nitrogen dioxide on mineral oxide particles. *J. Phys. Chem. A* **1999**, *103*, 6184-6190.
- Underwood, G. M.; Song, C. H.; Phadnis, M.; Carmichael, G. R.; Grassian, V. H. Heterogeneous reactions of NO₂ and HNO₃ on oxides and mineral dust: A combined laboratory and modeling study. *J. Geophys. Res.* **2001**, *106*, 18055-18066.
- Usher, C. R.; Al-Hosney, H.; Carlos-Cuellar, S.; Grassian, V. H. A laboratory study of the heterogeneous uptake and oxidation of sulfur dioxide on mineral dust particles. *J. Geophys. Res.* **2002**, *107*, 4713, doi:10.1029/2002JD002051.
- Usher, C. R.; Michel, A. E.; Stec, D.; Grassian, V. H. Laboratory studies of ozone uptake on processed mineral dust. *Atmos. Environ.* **2003**, *37*, 5337-5347, doi:10.1016/j.atmosenv.2003.09.014.
- Van Doren, J. M.; Watson, L. R.; Davidovits, P.; Worsnop, D. R.; Zahniser, M. S.; Kolb, C. E. Temperature dependence of the uptake coefficients of HNO₃, HCl, and N₂O₅ by water droplets. *J. Phys. Chem.* **1990**, *94*, 3265-3269.
- Van Loon, L.; Allen, H. C. Uptake and surface reaction of methanol by sulfuric acid solutions investigated by vibrational sum frequency generation and Raman spectroscopies. *J. Phys. Chem. A* **2008**, *112*, 7873 (7878), doi:10.1021/jp712134s.
- Villalta, P. W.; Lovejoy, E. R.; Hanson, D. R. Reaction probability of peroxyacetyl radical on aqueous surfaces. *Geophys. Res. Lett.* **1996**, *23*, 1765-1768.
- Vogt, R.; Elliott, C.; Allen, H. C.; Laux, J. M.; Hemminger, J. C.; Finlayson-Pitts, B. J. Some new laboratory approaches to studying tropospheric heterogeneous reactions. *Atmos. Environ.* **1996**, *30*, 1729-1737.
- Vogt, R.; Finlayson-Pitts, B. A diffuse reflectance infrared Fourier transform spectroscopic (DRIFTS) study of the surface reaction of NaCl with gaseous NO₂ and HNO₃. *J. Phys. Chem.* **1994**, *98*, 3747-3755, doi:10.1021/j100065a033.

- Vogt, R.; Finlayson-Pitts, B. F. Tropospheric HONO and reactions of oxides of nitrogen with NaCl. *Geophys. Res. Lett.* **1994**, *21*, 2291-2294.
- Vogt, R.; Finlayson-Pitts, B. J. Errata. *J. Phys. Chem.* **1995**, *99*, 13052, doi:10.1021/j100034a057.
- Wachsmuth, M.; Gäggeler, H. W.; von Glasow, R.; Ammann, M. Accommodation coefficient of HOBr on deliquescent sodium bromide aerosol particles. *Atmos. Chem. Phys.* **2002**, *2*, 121-131.
- Wagner, R.; Naumann, K.-H.; Mangold, A.; Möhler, O.; Saathoff, H.; Schurath, U. Aerosol chamber study of optical constants and N₂O₅ uptake on supercooled H₂SO₄/H₂O/HNO₃ solution droplets at polar stratospheric cloud temperatures. *J. Phys. Chem. A* **2005**, *109*, 8140-8148, doi:10.1021/jp0513364.
- Wahner, A.; Mental, T. F.; Sohn, M.; Stier, J. Heterogeneous reaction of N₂O₅ on sodium nitrate aerosol. *J. Geophys. Res.* **1998**, *103*, 31103-31112.
- Wang, W.-g.; Ge, M.-f.; Sun, Q. Heterogeneous uptake of hydrogen peroxide on mineral oxides. *Chin. J. Chem. Phys.* **2011**, *24*, 515-520, doi:10.1088/1674-0068/24/05/515-520.
- Waschewsky, G. C. G.; Abbatt, J. P. D. HOBr in sulfuric acid solution: solubility and reaction as a function of temperature and concentration. *J. Phys. Chem. A* **1999**, *103*, 5312-5320.
- Winkler, T.; Goschnick, J.; Ache, H. J. Reactions of nitrogen oxides with NaCl as a model of sea salt aerosol. *J. Aerosol Sci.* **1991**, *22*, S605-S608.
- Worsnop, D. R.; Williams, L. R.; Kolb, C. E.; Mozurkewich, M.; Gershenson, M.; Davidovits, P. Comment on "The NH₃ mass accommodation coefficient for uptake onto sulfuric acid solution". *J. Phys. Chem. A* **2004**, *108*, 8546-8548, doi:10.1021/jp036519+.
- Wren, S. N.; Kahan, T. F.; Jumaa, K. B.; Donaldson, D. J. Spectroscopic studies of the heterogeneous reaction between O₃(g) and halides at the surface of frozen salt solutions. *J. Geophys. Res.* **2010**, *115*, D16309, doi:10.1029/2010JD013929.
- Wu, L.; Tong, S.; Ge, M. Heterogeneous reaction of NO₂ on Al₂O₃: The effect of temperature on the nitrite and nitrate formation. *J. Phys. Chem. A* **2013**, *117*, 4937-4944, doi:10.1021/jp402773c.
- Wu, L.-Y.; Tong, S.-R.; Hou, S.-Q.; Ge, M.-F. Influence of temperature on the heterogeneous reaction of formic acid on α -Al₂O₃. *J. Phys. Chem. A* **2012**, *116*, 10390-10396, doi:10.1021/jp3073393.
- Xu, B.; Shang, J.; Zhu, T.; Tang, X. Heterogeneous reaction of formaldehyde on the surface of γ -Al₂O₃ particles. *Atmos. Environ.* **2011**, *45*, 3569-3575, doi:10.1016/j.atmosenv.2011.03.067.
- Yabushita, A.; Enami, S.; Sakamoto, Y.; Kawasaki, M.; Hoffmann, M. R.; Colussi, A. J. Anion-catalyzed dissolution of NO₂ on aqueous microdroplets. *J. Phys. Chem. A* **2009**, *113*, 4844-4848, doi:10.1021/jp900685f.
- Yoshitake, H. Effects of surface water on NO₂-NaCl reaction studied by diffuse reflectance infrared spectroscopy (DRIRS). *Atmos. Environ.* **2000**, *34*, 2571-2580.
- Zangmeister, C. D.; Pemberton, J. E. Raman spectroscopy of the reaction of sodium chloride with nitric acid: Sodium nitrate growth and the effect of water exposure. *J. Phys. Chem. A* **2001**, *105*, 3788-3795, doi:10.1021/jp003374n.
- Zangmeister, C. D.; Pemberton, J. E. Raman spectroscopy of the reaction of sodium chloride with nitric acid: Sodium nitrate growth and effect of water exposure. *J. Phys. Chem. A* **2004**, *108*, 236, doi:10.1021/jp0214357.
- Zangmeister, C. D.; Turner, J. A.; Pemberton, J. E. Segregation of NaBr in NaBr/NaCl crystals grown from aqueous solutions: Implications for sea salt surface chemistry. *Geophys. Res. Lett.* **2001**, *28*, 995-998.
- Zelenov, V. V.; Aparina, E. V.; Gershenson, M. Y.; Il'in, S. D.; Gershenson, Y. M. Kinetic mechanisms of atmospheric gases uptake on sea salt surfaces. 3. Reactive NO₃ uptake on humidified sea salts NaX (X=Cl, Br) under steady state conditions. *Khim. Fiz.* **2003**, *22*, 58-70.
- Zelenov, V. V.; Aparina, E. V.; Gershenson, M. Y.; Il'in, S. D.; Gershenson, Y. M. Kinetic mechanisms of atmospheric gases uptake on sea salt surfaces. 4. Initial step of NO₃ uptake on salts NaCl and NaBr. *Khim. Fiz.* **2003**, *22*, 37-48.
- Zelenov, V. V.; Aparina, E. V.; Kashtanov, S. A.; Shestakov, D. V.; Gershenson, Y. M. Kinetic mechanism of ClONO₂ uptake on polycrystalline film of NaCl. *J. Phys. Chem. A* **2006**, *110*, 6771-6780, doi:10.1021/jp056272b.
- Zetzsch, C.; Behnke, W. Heterogeneous photochemical sources of atomic chlorine in the troposphere. *Ber. Bunsenges. Phys. Chem.* **1992**, *96*, 488-493.
- Zhang, R.; Jayne, J. T.; Molina, M. J. Heterogeneous interactions of ClONO₂ and HCl with sulfuric acid tetrahydrate: Implications for the stratosphere. *J. Phys. Chem.* **1994**, *98*, 867-874, doi:10.1021/j100054a022.
- Zhang, R.; Leu, M.-T. Heterogeneous interaction of peroxyacetyl nitrate with liquid sulfuric acid. *J. Geophys. Res.* **1997**, *102*, 8837-8843.

- Zhang, R.; Leu, M.-T.; Keyser, L. F. Heterogeneous reactions of ClONO₂, HCl and HOCl on liquid sulfuric acid surfaces. *J. Phys. Chem.* **1994**, *98*, 13563-13574, doi:10.1021/j100102a022.
- Zhang, R.; Leu, M.-T.; Keyser, L. F. Hydrolysis of N₂O₅ and ClONO₂ on the H₂SO₄/HNO₃/H₂O ternary solutions under stratospheric conditions. *Geophys. Res. Lett.* **1995**, *22*, 1493-1496.
- Zhang, R.; Leu, M.-T.; Keyser, L. F. Sulfuric acid monohydrate: Formation and heterogeneous chemistry in the stratosphere. *J. Geophys. Res.* **1995**, *100*, 18,845-818,854.
- Zhang, R.; Leu, M.-T.; Keyser, L. F. Heterogeneous chemistry of HONO on liquid sulfuric acid: A new mechanism of chlorine activation on stratospheric sulfate aerosol. *J. Phys. Chem.* **1996**, *100*, 339-345, doi:10.1021/jp952060a.
- Zhang, R.; Leu, M.-T.; Keyser, L. F. Heterogeneous chemistry of HO₂NO₂ in liquid sulfuric acid. *J. Phys. Chem. A* **1997**, *101*, 3324-3330.
- Zhao, Y.; Chen, Z.; Shen, X.; Zhang, X. Kinetics and mechanisms of heterogeneous reaction of gaseous hydrogen peroxide on mineral oxide particles. *Environ. Sci. Technol.* **2011**, *45*, 3317-3324, doi:10.1021/es104107c.
- Zhao, Y.; Chen, Z.; Zhao, J. Heterogeneous reactions of methacrolein and methyl vinyl ketone on α -Al₂O₃ particles. *Environ. Sci. Technol.* **2010**, *44*, 2035-2041, doi:10.1021/es9037275.
- Zondlo, M. A.; Barone, S. B.; Tolbert, M. A. Condensed-phase products in heterogeneous reactions: N₂O₅, ClONO₂ and HNO₃ reacting on ice films at 185 K. *J. Phys. Chem. A* **1998**, *102*, 5735-5748.

Table 5-3. Soot Surface Uptake Coefficients

Gaseous Species	Uptake Coefficient (γ)	Notes
SO ₂	See Note	1 , 2
NH ₃	0, See Note	1 , 3
O ₃	See Note	1 , 4
HNO ₃	See Note	1 , 5
N ₂ O ₅	See Note	1 , 6
NO ₂	See Note	1 , 7
NO ₃	See Note	1 , 8
HO ₂	See Note	1 , 9
HO ₂ NO ₂	See Note	1 , 10
H ₂ O	See Note	1 , 11

5.16 Notes to Table 5-3

1. See the discussions on soot presented in the introductory discussions of “Surface Types” and “Parameter Definitions” for descriptions of some of the factors affecting the uptake and reaction of gases on soot surfaces. In most cases, the available reactive surface area rather than the geometric areas have been used in obtaining the uptake coefficients; in those cases where the geometric area was used but a higher available surface area was involved in the measured uptake, the uptake coefficient is given as an upper limit. Most data are available at room temperature or there are very limited data at lower temperatures characteristic of the upper troposphere.

[Back to Table](#)

2. **SO₂ + soot.** $\gamma \leq 3 \times 10^{-3}$ measured using Degussa FW2 carbon black by Rogaski et al.⁷ This is an upper limit since it is based on the geometric surface area. Koehler et al.⁵ measured an average value of $(2 \pm 1) \times 10^{-3}$ over the first 10–30 s on n-hexane soot at -100°C (the initial uptake may be larger), but indicate that taking into account surface roughness would reduce this value. A number of studies¹⁻⁷ suggest that uptake is primarily due to physisorption on the surface; oxidation occurs in the presence of water, oxidants and metals.

[Back to Table](#)

- (1) Baldwin, A. C. Heterogeneous reactions of sulfur dioxide with carbonaceous particles. *Int. J. Chem. Kinet.* **1982**, *14*, 269-277.
- (2) Chughtai, A. R.; Atteya, M. M. O.; Kim, J.; Konowalchuck, B. K.; Smith, D. M. Adsorption and adsorbate interaction at soot particle surfaces. *Carbon* **1998**, *36*, 1573-1589.
- (3) Chughtai, A. R.; Brooks, M. E.; Smith, D. M. Effect of metal oxides and black carbon (soot) on SO₂/O₂/H₂O reaction systems. *Aerosol Sci. Technol.* **1993**, *19*, 121-132, doi:10.1080/02786829308959626.
- (4) Cofer, W. R., III; Schryer, D. R.; Rogowski, R. S. The oxidation of SO₂ on carbon particles in the presence of O₃, NO₂ and N₂O. *Atmos. Environ.* **1981**, *15*, 1281-1286.
- (5) Koehler, B. G.; Nicholson, V. T.; Roe, H. G.; Whitney, E. S. A Fourier transform infrared study of the adsorption of SO₂ on n-hexane soot from -130° to -40°C . *J. Geophys. Res.* **1999**, *104*, 5507-5514.
- (6) Liberti, A.; Brocco, D.; Possanzini, M. Adsorption and oxidation of sulfur dioxide on particles. *Atmos. Environ.* **1978**, *12*, 255-261.
- (7) Rogaski, C. A.; Golden, D. M.; Williams, L. R. Reactive uptake and hydration experiments on amorphous carbon treated with NO₂, SO₂, O₃, HNO₃, and H₂SO₄. *Geophys. Res. Lett.* **1997**, *24*, 381-384.

3. **NH₃ + soot.** Chughtai et al.¹ and Muentner and Koehler² measured the uptake of NH₃ on soot. Based on Muentner and Koehler² where conditions are closest to atmospheric, NH₃ is not taken up by soot particles at temperatures above 173 K.

[Back to Table](#)

- (1) Chughtai, A. R.; Atteya, M. M. O.; Kim, J.; Konowalchuck, B. K.; Smith, D. M. Adsorption and adsorbate interaction at soot particle surfaces. *Carbon* **1998**, *36*, 1573-1589.

- (2) Muentner, A. H.; Koehler, B. G. Adsorption of ammonia on soot at low temperatures. *J. Phys. Chem. A* **2000**, *104*, 8527-8534, doi:10.1021/jp0017339.

4. **O₃ + soot.** Many studies report a rapid, initial loss of O₃ followed by a slower loss that also occurs on aged soot or soot pre-exposed to ozone^{2,4-10,13,14,17,18}. Initial, rapid O₃ loss may be most applicable for soot as it comes out of aircraft exhaust, with $\gamma^{\text{init}} \sim 10^{-3}$ from most studies using both carbon black and organic combustion soots.^{6-8,13,18} The second stage of the reaction is probably more applicable to soot dispersed in air; $\gamma^{\text{aged}} \sim 10^{-4}$ – 10^{-6} using both carbon black and organic combustion soots,^{6-10,12,18} but in the range of 10^{-4} to 10^{-5} based on organic combustion soot data alone.^{8,10} A few studies have been carried out at temperatures below room temperature;^{2,8-10} given the wide ranges measured even at room temperature, these values generally fall in the same range. Il'in et al.⁸ report a temperature dependence for the initial uptake on fresh soot of $\gamma^{\text{fresh}} = 1.9 \times 10^{-3} \exp(-780/T)$ and for aged soots, $\gamma^{\text{aged}} = 1.8 \times 10^{-4} \exp(-1000/T)$. Both physisorption and reaction of ozone with the surface appear to take place. The studies of Fendel et al.⁶ suggest that lower particle growth in size below 40 ppb O₃ is due to less than a monolayer of O₃ on the surface. Stephens et al.¹⁸ proposed a Langmuir-type reversible adsorption of O₃, followed by a slower reaction with the surface. Pöschl et al.¹² proposed a similar scheme for uptake of ozone on spark-generated graphite soot coated with benzo[a]pyrene. Initial reversible physisorption occurred with $\gamma \sim 10^{-3}$, and “apparent reaction probabilities” for O₃ with BaP on soot of $\gamma \sim 10^{-5}$ – 10^{-6} were reported. The presence of water inhibited the reaction, which was postulated to be due to competitive adsorption between water and ozone on the surface; this is in contrast to the report of Chughtai et al.¹ in which the rate of ozone loss increased with RH. Pöschl et al.¹² report Langmuir adsorption equilibrium constants for O₃ and H₂O, and a second order surface reaction rate constant for the O₃-BaP reaction of $(2.6 \pm 0.8) \times 10^{-17} \text{ cm}^{-2} \text{ s}^{-1}$. Three possible paths have been proposed: (1) chemisorption of O₃; (2) catalytic decomposition of O₃: $2\text{O}_3 \rightarrow 3\text{O}_2$; (3) surface oxidation and formation of gas-phase carbon oxides. The studies of Fendel et al.⁶ suggest that lower particle growth in size below 40 ppb O₃ is due to less than a monolayer of O₃. Studies of Smith et al.¹⁷ and Smith and Chughtai¹⁴ suggest that catalytic decomposition occurs to some extent over the entire reaction sequence. CO₂ and H₂O are the major gas phase and surface oxidized functional groups on the surface such as carboxylic acids are observed.^{1-3,5,6,9,11,14-16,18}

[Back to Table](#)

- (1) Chughtai, A. R.; Kim, J. M.; Smith, D. M. The effect of air/fuel ratio on properties and reactivity of combustion soots. *J. Atmos. Chem.* **2002**, *43*, 21-43.
- (2) Chughtai, A. R.; Kim, J. M.; Smith, D. M. The effect of temperature and humidity on the reaction of ozone with combustion soot: Implications for reactivity near the tropopause. *J. Atmos. Chem.* **2002**, *45*, 231-243.
- (3) Chughtai, A. R.; Miller, N. J.; Smith, D. M.; Pitts, J. R. Carbonaceous particle hydration III. *J. Atmos. Chem.* **1999**, *34*, 259-279.
- (4) Chughtai, A. R.; Williams, G. R.; Atteya, M. M. O.; Miller, N. J.; Smith, D. M. Carbonaceous particle hydration. *Atmos. Environ.* **1999**, *33*, 2679-2687.
- (5) Disselkamp, R. S.; Carpenter, M. A.; Cowin, J. P.; Berkowitz, C. M.; Chapman, E. G.; Zaveri, R. A.; Laulainen, N. S. Ozone loss in soot aerosols. *J. Geophys. Res.* **2000**, *105*, 9767-9771.
- (6) Fendel, W.; Matter, D.; Burtscher, H.; Schmidt-Ott, A. Interaction between carbon or iron aerosol particle and ozone. *Atmos. Environ.* **1995**, *29*, 967-973.
- (7) Fendel, W.; Schmidt-Ott, A. Ozone depletion potential of carbon aerosol particles. *J. Aerosol Sci.* **1993**, *24*, S317-S318.
- (8) Il'in, S. D.; Selikhonovich, V. V.; Gershenson, Y. M.; Rozenshtein, V. B. Study of heterogeneous ozone loss on materials typical of atmospheric aerosol species. *Sov. J. Chem. Phys.* **1991**, *8*, 1858-1880.
- (9) Kamm, S.; Mohler, O.; Naumann, K.-H.; Saathoff, H.; Schurath, U. The heterogeneous reaction of ozone with soot aerosol. *Atmos. Environ.* **1999**, *33*, 4651-4661.
- (10) Longfellow, C. A.; Ravishankara, A. R.; Hanson, D. R. Reactive and nonreactive uptake on hydrocarbon soot: HNO₃, O₃, and N₂O₅. *J. Geophys. Res.* **2000**, *105*, 24345-24350.
- (11) Mawhinney, D. B.; Yates, J. J. T. FTIR study of the oxidation of amorphous carbon by ozone at 300 K - Direct COOH formation. *Carbon* **2001**, *39*, 1167-1173.
- (12) Pöschl, U.; Letzel, T.; Schauer, C.; Niessner, R. Interaction of ozone and water vapor with spark discharge soot aerosol particles coated with benzo[a]pyrene: O₃ and H₂O adsorption, benzo[a]pyrene

degradation, and atmospheric implications. *J. Phys. Chem. A* **2001**, *105*, 4029-4041, doi:10.1021/jp004137n.

- (13) Rogaski, C. A.; Golden, D. M.; Williams, L. R. Reactive uptake and hydration experiments on amorphous carbon treated with NO₂, SO₂, O₃, HNO₃, and H₂SO₄. *Geophys. Res. Lett.* **1997**, *24*, 381-384.
- (14) Smith, D. M.; Chughtai, A. R. Reaction kinetics of ozone at low concentrations with *n*-hexane soot. *J. Geophys. Res.* **1996**, *101*, 19607-19620.
- (15) Smith, D. M.; Chughtai, A. R. Photochemical effects in the heterogeneous reaction of soot with ozone at low concentrations. *J. Atmos. Chem.* **1997**, *26*, 77-91.
- (16) Smith, D. M.; Welch, W. F.; Graham, S. M.; Chughtai, A. R.; Wicke, B. G.; Grady, K. A. Reaction of nitrogen oxides with black carbon: An FT-IR study. *Appl. Spectrosc.* **1988**, *42*, 674-680.
- (17) Smith, D. M.; Welch, W. F.; Jassim, J. A.; Chughtai, A. R.; Stedman, D. H. Soot-ozone reaction kinetics: Spectroscopic and gravimetric studies. *Appl. Spectrosc.* **1988**, *42*, 1473-1482.
- (18) Stephens, S.; Rossi, M. J.; Golden, D. M. The Heterogeneous Reaction of Ozone on Carbonaceous Surfaces. *Int. J. Chem. Kinet.* **1986**, *18*, 1133-1149.

5. HNO₃ + soot. Studies of the uptake of HNO₃ on soot have been carried out over a range of nitric acid pressures.¹⁻⁸ Measured values of γ at room temperature are typically in the range 10⁻¹-10⁻⁵, with smaller uptake coefficients measured at longer reaction times. Saathoff et al.⁷ report an upper limit of 3×10^{-7} as a time-averaged value over two days. At lower concentrations characteristic of the atmosphere, uptake appears to be primarily due to physisorption while at higher concentrations, $>2 \times 10^{12}$ molecule cm⁻³, a surface reaction occurs. At 220 K, $\gamma \sim 0.1$ with irreversible uptake attributed to reaction with surface groups.¹ Reaction of HNO₃ at concentrations from (1-9) $\times 10^{12}$ molecule cm⁻³ with "grey" soot from a rich flame using hexane has been reported⁸ to generate HONO as the major gaseous product with initial and steady-state reaction probabilities of $\gamma_o = 4.6 \times 10^{-3}$ and $\gamma_{ss} = 5.2 \times 10^{-4}$, respectively; reaction with "black" soot from a lean flame gave NO as the major gaseous product, with initial and steady-state reaction probabilities of $\gamma_o = 2.0 \times 10^{-2}$ and $\gamma_{ss} = 4.6 \times 10^{-3}$, respectively (based on geometric surface area of sample holder). The NO was hypothesized to result from secondary reactions of an initial HONO product.

[Back to Table](#)

- (1) Choi, W.; Leu, M. T. Nitric acid uptake and decomposition on black carbon (soot) surfaces: Its implications for the upper troposphere and lower stratosphere. *J. Phys. Chem. A* **1998**, *102*, 7618-7630.
- (2) Disselkamp, R. S.; Carpenter, M. A.; Cowin, J. P. A chamber investigation of nitric acid-soot aerosol chemistry at 298 K. *J. Atmos. Chem.* **2000**, *37*, 113-123.
- (3) Kirchner, U.; Scheer, V.; Vogt, R. FTIR spectroscopic investigation of the mechanism and kinetics of the heterogeneous reactions of NO₂ and HNO₃ with soot. *J. Phys. Chem. A* **2000**, *104*, 8908-8915, doi:10.1021/jp0005322.
- (4) Longfellow, C. A.; Ravishankara, A. R.; Hanson, D. R. Reactive and nonreactive uptake on hydrocarbon soot: HNO₃, O₃, and N₂O₅. *J. Geophys. Res.* **2000**, *105*, 24345-24350.
- (5) Rogaski, C. A.; Golden, D. M.; Williams, L. R. Reactive uptake and hydration experiments on amorphous carbon treated with NO₂, SO₂, O₃, HNO₃, and H₂SO₄. *Geophys. Res. Lett.* **1997**, *24*, 381-384.
- (6) Rossi, M. J.; Fenter, F. F.; Tabor, K.; Caloz, F.; Gutzwiller, L. In *Heterogeneous and Liquid Phase Processes. Transport and Chemical Transformation of Pollutants in the Troposphere*; Warneck, P., Ed.; Springer-Verlag: Berlin, 1996; pp 213-220.
- (7) Saathoff, H.; Naumann, K.-H.; Riemer, N.; Kamm, S.; Möhler, O.; Schurath, U.; Vogel, H.; Vogel, B. The loss of NO₂, HNO₃, NO₃/N₂O₅, and HO₂/HOONO₂ on soot aerosol: A chamber and modeling study. *Geophys. Res. Lett.* **2001**, *28*, 1957-1960.
- (8) Salgado-Muñoz, M. S.; Rossi, M. J. Heterogeneous reactions of HNO₃ with flame soot generated under different combustion conditions. Reaction mechanism and kinetics. *Phys. Chem. Chem. Phys.* **2002**, *4*, 5110-5118, doi:10.1039/b203912p.

6. N₂O₅ + soot. Brouwer et al.,¹ Longfellow et al.,² and Saathoff et al.³ studied the uptake of N₂O₅ at room temperature on a ground charcoal (carbon black) sample, on propane soot and on spark-generated graphite soot, respectively. Brouwer et al. and Longfellow et al. report uptake coefficients based on the geometric sample surface area, and therefore give upper limits. An upper limit of $\gamma \leq 0.02$ can be derived based on the

larger value of 0.016 reported by Longfellow et al. As discussed below, much smaller values are reported by Saathoff et al.: 4×10^{-5} under dry conditions and 2×10^{-4} at 50% RH. Three possible reactions may occur: (1) decomposition of N_2O_5 on the surface to generate $NO_2 + NO_3$; (2) reaction of N_2O_5 with the soot; (3) hydrolysis of N_2O_5 with water on the surface to generate HNO_3 . The studies of Longfellow et al. support the decomposition reaction, with yields of NO_2 within experimental error of 100%; the generation of NO_3 on the surface followed by its decomposition to NO_2 , may contribute to the observed production of NO_2 . The studies of Brouwer et al. suggest that a redox reaction with the soot surface to generate NO occurs in parallel with hydrolysis of N_2O_5 to generate HNO_3 . Saathoff et al. propose two independent, parallel reactions: (1) hydrolysis generating HNO_3 , $N_2O_5 + \text{soot} \rightarrow 2 HNO_3$ with $\gamma = (4 \pm 2) \times 10^{-5}$ under dry conditions (<10 ppm H_2O) which increases to $(2 \pm 1) \times 10^{-4}$ at 50% RH. (2) decomposition to NO and NO_2 : $N_2O_5 + \text{soot} \rightarrow NO + NO_2 + \text{products}$, with $\gamma = (4 \pm 2) \times 10^{-6}$ under dry conditions.

[Back to Table](#)

- (1) Brouwer, L.; Rossi, M. J.; Golden, D. M. Reaction of N_2O_5 with H_2O on carbonaceous surfaces. *J. Phys. Chem.* **1986**, *90*, 4599-4603.
- (2) Longfellow, C. A.; Ravishankara, A. R.; Hanson, D. R. Reactive and nonreactive uptake on hydrocarbon soot: HNO_3 , O_3 , and N_2O_5 . *J. Geophys. Res.* **2000**, *105*, 24345-24350.
- (3) Saathoff, H.; Naumann, K.-H.; Riemer, N.; Kamm, S.; Möhler, O.; Schurath, U.; Vogel, H.; Vogel, B. The loss of NO_2 , HNO_3 , NO_3/N_2O_5 , and $HO_2/HOONO_2$ on soot aerosol: A chamber and modeling study. *Geophys. Res. Lett.* **2001**, *28*, 1957-1960.

7. **$NO_2 + \text{soot}$.** A fast initial uptake of NO_2 is observed on fresh soots^{1-3,8-12,15,17,19,20,24-26} with the initial uptake coefficient in studies involving both carbon blacks and organic combustion soots in the range of $\gamma^{\text{init}} \cong 10^{-1}$ to 10^{-4} . For longer reaction times on carbon black soots, $\gamma^{\text{aged}} \sim 10^{-4}$ based on studies by Kalberer et al.¹⁶ and Ammann et al.^{3,4} However, Kleffmann et al.¹⁸ report a lower uptake coefficient of $\sim 10^{-7}$ on carbon black over the first 5 minutes of reaction and Saathoff et al.²¹ report an upper limit of $< 4 \times 10^{-8}$ averaged over 5 days under dry conditions (<10 ppm H_2O) on spark-generated graphite. On organic combustion soots, γ^{aged} has been reported to be in the range of $\sim 10^{-4}$ – 10^{-6} .^{1,4,5,19,22,24} All studies were done at room temperature except those of Longfellow et al.¹⁹ which were carried out at 262 K. The surface deactivates on continued exposure to NO_2 , suggesting a maximum amount of HONO that can be formed per cm^2 of soot area or mg of soot; this has been reported to be in the range of 10^{16} to 10^{18} HONO per mg of soot.^{5,12,14,15,18,24} However, reactivation on heating of the surface, exposure to water vapor and/or with time after the exposure is stopped has been observed.^{12,19,24-26} A small portion (~ 10 – 20%) of the NO_2 taken up appears to be chemisorbed to the surface.^{1,5,9,14,15,17,18,24-26} Infrared studies^{1,17,23} show that surface C–ONO, C–N– NO_2 , and C– NO_2 groups are formed. The remainder of NO_2 reacted appears as gaseous HONO and NO ; Salgado and Rossi²² report HONO as the major product for hexane soot from a flame at near stoichiometric ratio but NO as the major product for soot from an extremely lean flame. In addition, N_2O , CO , and CO_2 have been observed as products at higher temperatures.^{6,7} At lower NO_2 concentrations, the HONO yield can approach 100%; production of NO may be due to the bimolecular reaction of HONO on the surface at higher concentrations to give $NO + NO_2 + H_2O$. The HONO yield at 262 K appears to be smaller than at room temperature.¹⁹ Formation of HONO is due to reaction with a reduced surface site and not to NO_2 surface-catalyzed hydrolysis. The formation of HONO from the reaction of NO_2 with unspecified semi-volatile organics in diesel exhaust has been reported¹³ and proposed to be a much larger source of HONO than the reaction with the soot itself.

[Back to Table](#)

- (1) Al-Abadleh, H. A.; Grassian, V. H. Heterogeneous reaction of NO_2 on hexane soot: A Knudsen cell and FT-IR study. *J. Phys. Chem. A* **2000**, *104*, 11926-11933, doi:10.1021/jp002918i.
- (2) Alcalá-Jornod, C.; Van den Bergh, H.; Rossi, M. J. Reactivity of NO_2 and H_2O on soot generated in the laboratory : a diffusion tube study at ambient temperature. *Phys. Chem. Chem. Phys.* **2000**, *2*, 5584-5593, doi:10.1039/b007235o.
- (3) Ammann, M.; Kalberer, M.; Jost, D. T.; Tobler, L.; Rossler, E.; Piguet, D.; Gaggeler, H. W.; Baltensperger, U. Heterogeneous production of nitrous acid on soot in polluted air masses. *Nature* **1998**, *395*, 157-160.
- (4) Ammann, M.; Kalberer, M.; Tabor, K.; Tobler, K.; Zellweger, C.; Weingartner, E.; Nyeki, S.; Parrat, Y.; Li, F.; Piguet, D.; Rossler, E.; Jost, D. T.; Gaggeler, H. W.; Baltensperger, U. "Proc. 7th Euro. Symp. on Physico-Chem. Behav. of Atmos. Poll.", 1996.

- (5) Arens, F.; Gutzwiller, L.; Baltensperger, U.; Gaggeler, H.; Ammann, M. Heterogeneous reaction of NO₂ on diesel soot particles. *Environ. Sci. Technol.* **2001**, *35*, 2191-2199, doi:10.1021/es000207s.
- (6) Battino, R. Nitrogen in water. In *Nitrogen and Air*; Battino, R., Ed.; Pergamon: Oxford, 1982; Vol. 10; pp 1-29.
- (7) Battino, R. Chlorine dioxide in water. In *Sulfur Dioxide, Chlorine, Fluorine and Chlorine Oxides*; Young, C. L., Ed.; Pergamon: Oxford, 1983; Vol. 12; pp 454-456.
- (8) Chughtai, A. R.; Atteya, M. M. O.; Kim, J.; Konowalchuck, B. K.; Smith, D. M. Adsorption and adsorbate interaction at soot particle surfaces. *Carbon* **1998**, *36*, 1573-1589.
- (9) Chughtai, A. R.; Gordon, S. A.; Smith, D. M. Kinetics of the hexane soot reaction with NO₂/N₂O₄ at low concentration. *Carbon* **1994**, *32*, 405-416.
- (10) Chughtai, A. R.; Welch, W. F.; Akhter, M. S.; Smith, D. M. A spectroscopic study of gaseous products of soot-oxides of nitrogen/water reactions. *Appl. Spectrosc.* **1990**, *44*, 294-298.
- (11) Chughtai, A. R.; Welch, W. F.; Smith, D. M. A spectroscopic and gravimetric study of the soot-NO₂/N₂O₄ reaction at various temperatures. *Carbon* **1990**, *28*, 411-421.
- (12) Gerecke, A.; Thielmann, A.; Gutzwiller, L.; Rossi, M. J. The chemical kinetics of HONO formation resulting from heterogeneous interaction of NO₂ with flame soot. *Geophys. Res. Lett.* **1998**, *25*, 2453-2456.
- (13) Gutzwiller, L.; Arens, F.; Baltensperger, U.; Gaggeler, H. W.; Ammann, M. significance of semivolatile diesel exhaust organics for secondary HONO formation. *Environ. Sci. Technol.* **2002**, *36*, 677-682, doi:10.1021/es015673b.
- (14) Kalberer, M.; Ammann, M.; Arens, F.; Gaggeler, H. W.; Baltensperger, U. Heterogeneous formation of nitrous acid (HONO) on soot aerosol particles. *J. Geophys. Res.* **1999**, *104*, 13825-13832.
- (15) Kalberer, M.; Ammann, M.; Gaggeler, H. W.; Baltensperger, U. Adsorption of NO₂ on carbon aerosol particles in the low ppb range. *Atmos. Environ.* **1999**, *33*, 2815-2822.
- (16) Kalberer, M.; Tabor, K.; Ammann, M.; Parrat, Y.; Weingartner, E.; Piguet, D.; Rossler, E.; Jost, D. T.; Turler, A.; Gaggeler, H. W.; Baltensperger, U. Heterogeneous chemical processing of ¹³NO₂ by monodisperse carbon aerosols at very low concentrations. *J. Phys. Chem.* **1996**, *100*, 15487-15493, doi:10.1021/jp9606974.
- (17) Kirchner, U.; Scheer, V.; Vogt, R. FTIR spectroscopic investigation of the mechanism and kinetics of the heterogeneous reactions of NO₂ and HNO₃ with soot. *J. Phys. Chem. A* **2000**, *104*, 8908-8915, doi:10.1021/jp0005322.
- (18) Kleffman, J.; Becker, K. H.; Lackhoff, M.; Wiesen, P. Heterogeneous conversion of NO₂ on carbonaceous surfaces. *Phys. Chem. Chem. Phys.* **1999**, *1*, 5443-5450.
- (19) Longfellow, C. A.; Ravishankara, A. R.; Hanson, D. R. Reactive uptake on hydrocarbon soot: Focus on NO₂. *J. Geophys. Res.* **1999**, *104*, 13833.
- (20) Rogaski, C. A.; Golden, D. M.; Williams, L. R. Reactive uptake and hydration experiments on amorphous carbon treated with NO₂, SO₂, O₃, HNO₃, and H₂SO₄. *Geophys. Res. Lett.* **1997**, *24*, 381-384.
- (21) Saathoff, H.; Naumann, K.-H.; Riemer, N.; Kamm, S.; Möhler, O.; Schurath, U.; Vogel, H.; Vogel, B. The loss of NO₂, HNO₃, NO₃/N₂O₅, and HO₂/HOONO₂ on soot aerosol: A chamber and modeling study. *Geophys. Res. Lett.* **2001**, *28*, 1957-1960.
- (22) Salgado-Muñoz, M. S.; Rossi, M. J. Heterogeneous reactions of HNO₃ with flame soot generated under different combustion conditions. Reaction mechanism and kinetics. *Phys. Chem. Chem. Phys.* **2002**, *4*, 5110-5118, doi:10.1039/b203912p.
- (23) Smith, D. M.; Welch, W. F.; Graham, S. M.; Chughtai, A. R.; Wicke, B. G.; Grady, K. A. Reaction of nitrogen oxides with black carbon: An FT-IR study. *Appl. Spectrosc.* **1988**, *42*, 674-680.
- (24) Stadler, D.; Rossi, M. J. The reactivity of NO₂ and HONO on N₂ soot at ambient temperature: The influence of combustion conditions. *Phys. Chem. Chem. Phys.* **2000**, *2*, 5420-5429, doi:10.1039/b005680o.
- (25) Tabor, K.; Gutzwiller, L.; Rossi, M. J. The heterogeneous interaction of NO₂ with amorphous carbon. *Geophys. Res. Lett.* **1993**, *20*, 1431-1434.
- (26) Tabor, K.; Gutzwiller, L.; Rossi, M. J. Heterogeneous chemical kinetics of NO₂ on amorphous carbon at ambient temperature. *J. Phys. Chem.* **1994**, *98*, 6172-7186, doi:10.1021/j100075a021.

8. **NO₃ + soot.** Saathoff et al.¹ report an upper limit of $\gamma < 3 \times 10^{-4}$ on dry soot (<10 ppm H₂O) and $\leq 10^{-3}$ at 50% RH based on measurements of NO₃ and N₂O₅.

[Back to Table](#)

- (1) Saathoff, H.; Naumann, K.-H.; Riemer, N.; Kamm, S.; Möhler, O.; Schurath, U.; Vogel, H.; Vogel, B. The loss of NO₂, HNO₃, NO₃/N₂O₅, and HO₂/HOONO₂ on soot aerosol: A chamber and modeling study. *Geophys. Res. Lett.* **2001**, *28*, 1957-1960.
9. **HO₂ + soot.** Saathoff et al.¹ report an upper limit of $\gamma < 10^{-2}$ on dry soot (<10 ppm H₂O) based on the decay of HO₂NO₂ (in equilibrium with HO₂ and NO₂) in the presence and absence of soot.
[Back to Table](#)
- (1) Saathoff, H.; Naumann, K.-H.; Riemer, N.; Kamm, S.; Möhler, O.; Schurath, U.; Vogel, H.; Vogel, B. The loss of NO₂, HNO₃, NO₃/N₂O₅, and HO₂/HOONO₂ on soot aerosol: A chamber and modeling study. *Geophys. Res. Lett.* **2001**, *28*, 1957-1960.
10. **HO₂NO₂ + soot.** Saathoff et al.¹ report an upper limit of $\gamma < 10^{-5}$ on dry soot (<10 ppm H₂O) based on the decay of HO₂NO₂ in the presence and absence of soot.
[Back to Table](#)
- (1) Saathoff, H.; Naumann, K.-H.; Riemer, N.; Kamm, S.; Möhler, O.; Schurath, U.; Vogel, H.; Vogel, B. The loss of NO₂, HNO₃, NO₃/N₂O₅, and HO₂/HOONO₂ on soot aerosol: A chamber and modeling study. *Geophys. Res. Lett.* **2001**, *28*, 1957-1960.
11. **H₂O + soot.** Alcalá-Jornod et al.¹ report an upper limit to the initial uptake coefficient of $\gamma < 2 \times 10^{-3}$, consistent with the earlier measurements of Rogaski et al.⁸ The uptake is most likely a reversible physisorption^{1,7} although based on water uptake isotherms, Chughtai et al.^{2,3,5,6} propose that at low relative humidities (<25%) chemisorption occurs. While prior exposure of Degussa FW-2 to NO₂ and SO₂ was not found to increase the uptake coefficient for water, treatment with HNO₃ increased the measured uptake coefficient by a factor of 28 and with H₂SO₄ by a factor of 68.⁸ Water adsorption isotherms on soot have been measured in a number of studies, e.g.²⁻⁶ and the amount of water taken up found to increase with the air/fuel ratio used to generate the soot, with the sulfur content, with aging and oxidation of the surface (e.g. by O₃) and with the presence of metals.^{2-6,9}
[Back to Table](#)
- (1) Alcalá-Jornod, C.; Van den Bergh, H.; Rossi, M. J. Reactivity of NO₂ and H₂O on soot generated in the laboratory : a diffusion tube study at ambient temperature. *Phys. Chem. Chem. Phys.* **2000**, *2*, 5584-5593, doi:10.1039/b007235o.
- (2) Chughtai, A. R.; Atteya, M. M. O.; Kim, J.; Konowalchuck, B. K.; Smith, D. M. Adsorption and adsorbate interaction at soot particle surfaces. *Carbon* **1998**, *36*, 1573-1589.
- (3) Chughtai, A. R.; Brooks, M. E.; Smith, D. M. Hydration of black carbon. *J. Geophys. Res.* **1996**, *101*, 19505-19514.
- (4) Chughtai, A. R.; Kim, J. M.; Smith, D. M. The effect of air/fuel ratio on properties and reactivity of combustion soots. *J. Atmos. Chem.* **2002**, *43*, 21-43.
- (5) Chughtai, A. R.; Miller, N. J.; Smith, D. M.; Pitts, J. R. Carbonaceous particle hydration III. *J. Atmos. Chem.* **1999**, *34*, 259-279.
- (6) Chughtai, A. R.; Williams, G. R.; Atteya, M. M. O.; Miller, N. J.; Smith, D. M. Carbonaceous particle hydration. *Atmos. Environ.* **1999**, *33*, 2679-2687.
- (7) Poschl, U.; Canagaratna, M.; Jayne, J. T.; Molina, L. T.; Worsnop, D. R.; Kolb, C. E.; Molina, M. J. Mass accommodation coefficient of H₂SO₄ vapor on aqueous sulfuric acid surfaces and gaseous diffusion coefficient of H₂SO₄ in N₂/H₂O. *J. Phys. Chem. A* **1998**, *102*, 10082-10089.
- (8) Rogaski, C. A.; Golden, D. M.; Williams, L. R. Reactive uptake and hydration experiments on amorphous carbon treated with NO₂, SO₂, O₃, HNO₃, and H₂SO₄. *Geophys. Res. Lett.* **1997**, *24*, 381-384.
- (9) Weingartner, E.; Burtscher, H.; Baltensperger, U. Hygroscopic properties of carbon and diesel soot particles. *Atmos. Environ.* **1997**, *31*, 2311-2327.

5.17 Bibliography – Table 5-3

- Al-Abadleh, H. A.; Grassian, V. H. Heterogeneous reaction of NO₂ on hexane soot: A Knudsen cell and FT-IR study. *J. Phys. Chem. A* **2000**, *104*, 11926-11933, doi:10.1021/jp002918i.
- Alcala-Jornod, C.; Van den Bergh, H.; Rossi, M. J. Reactivity of NO₂ and H₂O on soot generated in the laboratory : a diffusion tube study at ambient temperature. *Phys. Chem. Chem. Phys.* **2000**, *2*, 5584-5593, doi:10.1039/b007235o.
- Ammann, M.; Kalberer, M.; Jost, D. T.; Tobler, L.; Rossler, E.; Piguet, D.; Gaggeler, H. W.; Baltensperger, U. Heterogeneous production of nitrous acid on soot in polluted air masses. *Nature* **1998**, *395*, 157-160.
- Ammann, M.; Kalberer, M.; Tabor, K.; Tobler, K.; Zellweger, C.; Weingartner, E.; Nyeki, S.; Parrat, Y.; Li, F.; Piguet, D.; Rossler, E.; Jost, D. T.; Gaggeler, H. W.; Baltensperger, U. "Proc. 7th Euro. Symp. on Physico-Chem. Behav. of Atmos. Poll.", 1996.
- Arens, F.; Gutzwiller, L.; Baltensperger, U.; Gaggeler, H.; Ammann, M. Heterogeneous reaction of NO₂ on diesel soot particles. *Environ. Sci. Technol.* **2001**, *35*, 2191-2199, doi:10.1021/es000207s.
- Baldwin, A. C. Heterogeneous reactions of sulfur dioxide with carbonaceous particles. *Int. J. Chem. Kinet.* **1982**, *14*, 269-277.
- Battino, R. Nitrogen in water. In *Nitrogen and Air*; Battino, R., Ed.; Pergamon: Oxford, 1982; Vol. 10; pp 1-29.
- Battino, R. Chlorine dioxide in water. In *Sulfur Dioxide, Chlorine, Fluorine and Chlorine Oxides*; Young, C. L., Ed.; Pergamon: Oxford, 1983; Vol. 12; pp 454-456.
- Brouwer, L.; Rossi, M. J.; Golden, D. M. Reaction of N₂O₅ with H₂O on carbonaceous surfaces. *J. Phys. Chem.* **1986**, *90*, 4599-4603.
- Choi, W.; Leu, M. T. Nitric acid uptake and decomposition on black carbon (soot) surfaces: Its implications for the upper troposphere and lower stratosphere. *J. Phys. Chem. A* **1998**, *102*, 7618-7630.
- Chughtai, A. R.; Atteya, M. M. O.; Kim, J.; Konowalchuck, B. K.; Smith, D. M. Adsorption and adsorbate interaction at soot particle surfaces. *Carbon* **1998**, *36*, 1573-1589.
- Chughtai, A. R.; Brooks, M. E.; Smith, D. M. Effect of metal oxides and black carbon (soot) on SO₂/O₂/H₂O reaction systems. *Aerosol Sci. Technol.* **1993**, *19*, 121-132, doi:10.1080/02786829308959626.
- Chughtai, A. R.; Brooks, M. E.; Smith, D. M. Hydration of black carbon. *J. Geophys. Res.* **1996**, *101*, 19505-19514.
- Chughtai, A. R.; Gordon, S. A.; Smith, D. M. Kinetics of the hexane soot reaction with NO₂/N₂O₄ at low concentration. *Carbon* **1994**, *32*, 405-416.
- Chughtai, A. R.; Kim, J. M.; Smith, D. M. The effect of air/fuel ratio on properties and reactivity of combustion soots. *J. Atmos. Chem.* **2002**, *43*, 21-43.
- Chughtai, A. R.; Kim, J. M.; Smith, D. M. The effect of temperature and humidity on the reaction of ozone with combustion soot: Implications for reactivity near the tropopause. *J. Atmos. Chem.* **2002**, *45*, 231-243.
- Chughtai, A. R.; Miller, N. J.; Smith, D. M.; Pitts, J. R. Carbonaceous particle hydration III. *J. Atmos. Chem.* **1999**, *34*, 259-279.
- Chughtai, A. R.; Welch, W. F.; Akhter, M. S.; Smith, D. M. A spectroscopic study of gaseous products of soot-oxides of nitrogen/water reactions. *Appl. Spectrosc.* **1990**, *44*, 294-298.
- Chughtai, A. R.; Welch, W. F.; Smith, D. M. A spectroscopic and gravimetric study of the soot-NO₂/N₂O₄ reaction at various temperatures. *Carbon* **1990**, *28*, 411-421.
- Chughtai, A. R.; Williams, G. R.; Atteya, M. M. O.; Miller, N. J.; Smith, D. M. Carbonaceous particle hydration. *Atmos. Environ.* **1999**, *33*, 2679-2687.
- Cofer, W. R., III; Schryer, D. R.; Rogowski, R. S. The oxidation of SO₂ on carbon particles in the presence of O₃, NO₂ and N₂O. *Atmos. Environ.* **1981**, *15*, 1281-1286.
- Disselkamp, R. S.; Carpenter, M. A.; Cowin, J. P. A chamber investigation of nitric acid-soot aerosol chemistry at 298 K. *J. Atmos. Chem.* **2000**, *37*, 113-123.
- Disselkamp, R. S.; Carpenter, M. A.; Cowin, J. P.; Berkowitz, C. M.; Chapman, E. G.; Zaveri, R. A.; Laulainen, N. S. Ozone loss in soot aerosols. *J. Geophys. Res.* **2000**, *105*, 9767-9771.
- Fendel, W.; Matter, D.; Burtscher, H.; Schimdt-Ott, A. Interaction between carbon or iron aerosol particle and ozone. *Atmos. Environ.* **1995**, *29*, 967-973.
- Fendel, W.; Schmidt-Ott, A. Ozone depletion potential of carbon aerosol particles. *J. Aerosol Sci.* **1993**, *24*, S317-S318.
- Gerecke, A.; Thielmann, A.; Gutzwiller, L.; Rossi, M. J. The chemical kinetics of HONO formation resulting from heterogeneous interaction of NO₂ with flame soot. *Geophys. Res. Lett.* **1998**, *25*, 2453-2456.
- Gutzwiller, L.; Arens, F.; Baltensperger, U.; Gaggeler, H. W.; Ammann, M. significance of semivolatile diesel exhaust organics for secondary HONO formation. *Environ. Sci. Technol.* **2002**, *36*, 677-682, doi:10.1021/es015673b.

- Il'in, S. D.; Selikhonovich, V. V.; Gershenson, Y. M.; Rozenshtein, V. B. Study of heterogeneous ozone loss on materials typical of atmospheric aerosol species. *Sov. J. Chem. Phys.* **1991**, *8*, 1858-1880.
- Kalberer, M.; Ammann, M.; Arens, F.; Gaggeler, H. W.; Baltensperger, U. Heterogeneous formation of nitrous acid (HONO) on soot aerosol particles. *J. Geophys. Res.* **1999**, *104*, 13825-13832.
- Kalberer, M.; Ammann, M.; Gaggeler, H. W.; Baltensperger, U. Adsorption of NO₂ on carbon aerosol particles in the low ppb range. *Atmos. Environ.* **1999**, *33*, 2815-2822.
- Kalberer, M.; Tabor, K.; Ammann, M.; Parrat, Y.; Weingartner, E.; Pignatelli, D.; Rosler, E.; Jost, D. T.; Turler, A.; Gaggeler, H. W.; Baltensperger, U. Heterogeneous chemical processing of ¹³NO₂ by monodisperse carbon aerosols at very low concentrations. *J. Phys. Chem.* **1996**, *100*, 15487-15493, doi:10.1021/jp9606974.
- Kamm, S.; Mohler, O.; Naumann, K.-H.; Saathoff, H.; Schurath, U. The heterogeneous reaction of ozone with soot aerosol. *Atmos. Environ.* **1999**, *33*, 4651-4661.
- Kirchner, U.; Scheer, V.; Vogt, R. FTIR spectroscopic investigation of the mechanism and kinetics of the heterogeneous reactions of NO₂ and HNO₃ with soot. *J. Phys. Chem. A* **2000**, *104*, 8908-8915, doi:10.1021/jp0005322.
- Kleffman, J.; Becker, K. H.; Lackhoff, M.; Wiesen, P. Heterogeneous conversion of NO₂ on carbonaceous surfaces. *Phys. Chem. Chem. Phys.* **1999**, *1*, 5443-5450.
- Koehler, B. G.; Nicholson, V. T.; Roe, H. G.; Whitney, E. S. A Fourier transform infrared study of the adsorption of SO₂ on n-hexane soot from -130° to -40°C. *J. Geophys. Res.* **1999**, *104*, 5507-5514.
- Liberti, A.; Brocco, D.; Possanzini, M. Adsorption and oxidation of sulfur dioxide on particles. *Atmos. Environ.* **1978**, *12*, 255-261.
- Longfellow, C. A.; Ravishankara, A. R.; Hanson, D. R. Reactive uptake on hydrocarbon soot: Focus on NO₂. *J. Geophys. Res.* **1999**, *104*, 13833.
- Longfellow, C. A.; Ravishankara, A. R.; Hanson, D. R. Reactive and nonreactive uptake on hydrocarbon soot: HNO₃, O₃, and N₂O₅. *J. Geophys. Res.* **2000**, *105*, 24345-24350.
- Mawhinney, D. B.; Yates, J. J. T. FTIR study of the oxidation of amorphous carbon by ozone at 300 K - Direct COOH formation. *Carbon* **2001**, *39*, 1167-1173.
- Muenter, A. H.; Koehler, B. G. Adsorption of ammonia on soot at low temperatures. *J. Phys. Chem. A* **2000**, *104*, 8527-8534, doi:10.1021/jp0017339.
- Poschl, U.; Canagaratna, M.; Jayne, J. T.; Molina, L. T.; Worsnop, D. R.; Kolb, C. E.; Molina, M. J. Mass accommodation coefficient of H₂SO₄ vapor on aqueous sulfuric acid surfaces and gaseous diffusion coefficient of H₂SO₄ in N₂/H₂O. *J. Phys. Chem. A* **1998**, *102*, 10082-10089.
- Pöschl, U.; Letzel, T.; Schauer, C.; Niessner, R. Interaction of ozone and water vapor with spark discharge soot aerosol particles coated with benzo[a]pyrene: O₃ and H₂O adsorption, benzo[a]pyrene degradation, and atmospheric implications. *J. Phys. Chem. A* **2001**, *105*, 4029-4041, doi:10.1021/jp004137n.
- Rogaski, C. A.; Golden, D. M.; Williams, L. R. Reactive uptake and hydration experiments on amorphous carbon treated with NO₂, SO₂, O₃, HNO₃, and H₂SO₄. *Geophys. Res. Lett.* **1997**, *24*, 381-384.
- Rossi, M. J.; Fenter, F. F.; Tabor, K.; Caloz, F.; Gutzwiller, L. In *Heterogeneous and Liquid Phase Processes. Transport and Chemical Transformation of Pollutants in the Troposphere*; Warneck, P., Ed.; Springer-Verlag: Berlin, 1996; pp 213-220.
- Saathoff, H.; Naumann, K.-H.; Riemer, N.; Kamm, S.; Möhler, O.; Schurath, U.; Vogel, H.; Vogel, B. The loss of NO₂, HNO₃, NO₃/N₂O₅, and HO₂/HOONO₂ on soot aerosol: A chamber and modeling study. *Geophys. Res. Lett.* **2001**, *28*, 1957-1960.
- Salgado-Muñoz, M. S.; Rossi, M. J. Heterogeneous reactions of HNO₃ with flame soot generated under different combustion conditions. Reaction mechanism and kinetics. *Phys. Chem. Chem. Phys.* **2002**, *4*, 5110-5118, doi:10.1039/b203912p.
- Smith, D. M.; Chughtai, A. R. Reaction kinetics of ozone at low concentrations with n-hexane soot. *J. Geophys. Res.* **1996**, *101*, 19607-19620.
- Smith, D. M.; Chughtai, A. R. Photochemical effects in the heterogeneous reaction of soot with ozone at low concentrations. *J. Atmos. Chem.* **1997**, *26*, 77-91.
- Smith, D. M.; Welch, W. F.; Graham, S. M.; Chughtai, A. R.; Wicke, B. G.; Grady, K. A. Reaction of nitrogen oxides with black carbon: An FT-IR study. *Appl. Spectrosc.* **1988**, *42*, 674-680.
- Smith, D. M.; Welch, W. F.; Jassim, J. A.; Chughtai, A. R.; Stedman, D. H. Soot-ozone reaction kinetics: Spectroscopic and gravimetric studies. *Appl. Spectrosc.* **1988**, *42*, 1473-1482.
- Stadler, D.; Rossi, M. J. The reactivity of NO₂ and HONO on flame soot at ambient temperature: The influence of combustion conditions. *Phys. Chem. Chem. Phys.* **2000**, *2*, 5420-5429, doi:10.1039/b005680o.

- Stephens, S.; Rossi, M. J.; Golden, D. M. The Heterogeneous Reaction of Ozone on Carbonaceous Surfaces. *Int. J. Chem. Kinet.* **1986**, *18*, 1133-1149.
- Tabor, K.; Gutzwiller, L.; Rossi, M. J. The heterogeneous interaction of NO₂ with amorphous carbon. *Geophys. Res. Lett.* **1993**, *20*, 1431-1434.
- Tabor, K.; Gutzwiller, L.; Rossi, M. J. Heterogeneous chemical kinetics of NO₂ on amorphous carbon at ambient temperature. *J. Phys. Chem.* **1994**, *98*, 6172-7186, doi:10.1021/j100075a021.
- Weingartner, E.; Burtscher, H.; Baltensperger, U. Hygroscopic properties of carbon and diesel soot particles. *Atmos. Environ.* **1997**, *31*, 2311-2327.

Table 5-4. Henry's Law Constants for Pure Water

Substance	Temperature Range, K	H (298 K) ^a	A	B	C	Uncertainty Range ^b	100 x h _{G,o} M ⁻¹	1000 x h _T M ⁻¹ K ⁻¹	Note
O ₂	273–348	1.27 × 10 ⁻³	-161.6	8160	22.39	I	≡ 0	-0.334	1
O ₃	273–333	1.03 × 10 ⁻²	-14.08	2830		II	0.396	1.79	1
H	273–298	2.6 × 10 ⁻⁴				IV			1
OH	298	39				III			1
HO ₂	298	690				IV			1
H ₂ O ₂	278–303	8.70 × 10 ⁴	-13.08	7290		III			1
N ₂	273–348	6.52 × 10 ⁻⁴	-177.1	8640	24.71	I	-0.10	-0.605	2
NH ₃	273–348	60.2	-9.84	4160		III	-4.81		2
NF ₃	283–323	7.96 × 10 ⁻⁴	-242.8	12100	34.236	II			2
N ₂ F ₄	288–318	8.53 × 10 ⁻⁴	-332.7	16610	47.370	III			2
NH ₂ Cl	293–313	87	-15.51	5960		IV			2
NHCl ₂	293–313	29	-10.68	4180		IV			2
NCl ₃	293–313	0.10	-16.17	4130		IV			2
NO	273–358	1.92 × 10 ⁻³	-157.1	7950	21.298	II	0.60		2
NO ₂	276–293	1.2 × 10 ⁻²	-12.32	2360		III			2
NO ₃	298	3.8 × 10 ⁻²				IV			2
N ₂ O	273–313	2.42 × 10 ⁻²	-148.1	8610	20.266	I	-0.85	-0.479	2
NOCl	273–293	>0.05							2
HN ₃	277–309	12.0	10.19	3780		III			2
HCN	287–311	9.02	-25.323	8206		III			2
CO	278–323	9.81 × 10 ⁻⁴	-178.0	8750	24.875	I			3
CO ₂	273–353	3.44 × 10 ⁻²	-123.3	7335	16.739	I	-1.72	-0.338	3
CH ₄	273–328	1.41 × 10 ⁻³	-194.7	9750	27.274	I	0.22	-0.524	4
C ₂ H ₆	273–323	1.88 × 10 ⁻³	-240.2	12420	33.744	I	1.20	-0.601	4
C ₃ H ₈	273–348	1.51 × 10 ⁻³	-281.1	14510	39.652	I	2.40	-0.702	4
<i>n</i> -C ₄ H ₁₀	273–348	1.24 × 10 ⁻³	-269.9	14330	37.734	I	2.97	-0.726	4
CH ₃ CH(CH ₃)CH ₃	278–318	9.18 × 10 ⁻⁴	-360.6	18020	51.444	II			4
C ₂ H ₄	288–348	5.96 × 10 ⁻³	-154.6	8540	21.202	II	0.37		4
C ₂ H ₂	273–343	4.14 × 10 ⁻²	-145.8	7880	20.384	II	-1.59		4
CH ₃ F	273–313	6.15 × 10 ⁻²	-9.478	1990		IV			5
CH ₃ Cl	273–323	0.109	-13.16	3262		II			5
CH ₃ Br	273–313	0.173	-12.16	3100		III			5
CH ₃ I	273–313	0.200	-13.52	3550		III			5
CH ₂ Cl ₂	283–313	0.393	-13.23	3665		III			5
CHCl ₃	275–323	0.261	-15.63	4261		II			5
CHCl ₂ Br	273–313	0.409	-18.32	5200		III			5
CHClBr ₂	273–313	0.868	-18.67	5530		III			5
CHBr ₃	273–313	1.76	-16.79	5170		III			5
CF ₂ Cl ₂	273–313	3.09 × 10 ⁻³	-17.41	3470		III			5
CFCl ₃	273–313	1.07 × 10 ⁻²	-15.74	3340		III			5
CCl ₄	283–320	3.61 × 10 ⁻²	-17.69	4284		II			5
CHF ₃	278–348	1.34 × 10 ⁻²	-12.84	2540		III			5
CHClF ₂	278–363	3.58 × 10 ⁻²	-11.90	2555		II			5
CF ₃ Cl	298–348	1.0 × 10 ⁻³	-12.53	1660		IV			5
CF ₄	276–323	2.11 × 10 ⁻⁴	-313.47	15140	44.62	III			5
C ₂ H ₅ Cl	283–308	8.42 × 10 ⁻²	-11.88	2803		III			6
1,1-C ₂ H ₄ Cl ₂	275–323	0.177	-15.56	4121		III			6
1,2-C ₂ H ₄ Cl ₂	275–323	0.906	-14.65	4340		III			6
1,1,1-C ₂ H ₃ Cl ₃	273–333	6.12 × 10 ⁻²	-15.19	3697		II			6
1,1,2-C ₂ H ₃ Cl ₃	276–323	1.14	-13.48	4060		III			6
1,1,1,2-C ₂ H ₂ Cl ₄	293–313	0.43	-16.36	4626		IV			6

Substance	Temperature Range, K	H (298 K) ^a	A	B	C	Uncertainty Range ^b	100 x h _{g,o} M ⁻¹	1000 x h _T M ⁻¹ K ⁻¹	Note
1,1,2,2-C ₂ H ₂ Cl ₄	284–323	2.38	-15.18	4784		IV			6
1,1,2-C ₂ F ₃ Cl ₃	283–303	3.4 × 10 ⁻³	-16.55	3241		V			6
C ₂ Cl ₆	283–303	0.26	-20.25	5633		V			6
C ₂ H ₃ Cl	283–308	3.90 × 10 ⁻²	-13.79	3144		III			6
1,1-C ₂ H ₂ Cl ₂	283–313	3.74 × 10 ⁻²	-14.82	3439		III			6
<i>cis</i> -1,2-C ₂ H ₂ Cl ₂	283–343	0.259	-13.76	3701		III			6
<i>trans</i> -1,2-C ₂ H ₂ Cl ₂	275–343	0.103	-14.18	3550		III			6
C ₂ HCl ₃	274–343	0.111	-16.64	4307		III			6
C ₂ Cl ₄	274–343	5.58 × 10 ⁻²	-17.84	4459		III			6
1,2-C ₂ H ₄ Br ₂	283–303	1.48	-12.61	3875		V			6
1,2-C ₃ H ₆ Cl ₂	274–303	0.343	-15.41	4275		IV			7
1,3-C ₃ H ₆ Cl ₂	274–300	1.03	-13.13	3923		V			7
1,2,3-C ₃ H ₅ Cl ₃	274–318	3.60	-11.25	3736		IV			7
CH ₃ OH	273–373	203	-97.53	9240	12.61	II			8
CH ₃ CH ₂ OH	273–373	190	-162.9	12900	21.91	II			8
<i>n</i> -C ₃ H ₅ OH	273–373	142	-217.7	15800	29.76	III			8
<i>iso</i> -C ₃ H ₅ OH	283–358	124	-225.2	16260	30.8	III			8
<i>n</i> -C ₄ H ₉ OH	273–373	123	-265.7	18400	36.64	III			8
<i>iso</i> -C ₄ H ₉ OH	273–373	84	-263.6	18080	36.40	III			8
<i>sec</i> -C ₄ H ₉ OH	273–343	111	-283.3	19280	39.2	III			8
<i>tert</i> -C ₄ H ₉ OH	298–372	79	-275.9	19045	37098	III			8
HOC ₂ H ₄ OH	298	6.6 × 10 ⁵				V			9
HOCH ₂ CH(OH)CH ₃	298	2.7 × 10 ⁵				V			9
HOC ₃ H ₆ OH	298	1.6 × 10 ⁶				V			9
HOCH(OH)C ₂ H ₅	298	2.1 × 10 ⁵				V			9
HOCH ₂ CH ₂ CH(OH)CH ₃	298	7.1 × 10 ⁵				V			9
HOC ₄ H ₈ OH	298	3.5 × 10 ⁶				V			9
CH ₃ CH(OH)CH(OH)CH ₃	298	1.1 × 10 ⁵				V			9
HOCH ₂ CH(OH)CH ₂ OH	298	4.8 × 10 ⁸				V			10
HOCH ₂ (CH(OH)) ₂ CH ₂ OH	298	1.1 × 10 ¹²				V			10
C ₅ H ₈ (OH) ₄	298	7.4 × 10 ¹²				V			10
C ₅ H ₇ (OH) ₅	298	5.2 × 10 ¹³				V			10
C ₆ H ₈ (OH) ₆	298	1.1 × 10 ¹⁷				V			10
(C ₂ H ₅) ₂ O	283–303	2.0	-18.67	5774		V			11
CH ₃ OOH	277–293	300	-11.99	5280		IV			12
HOCH ₂ OOH	278–293	1.7 × 10 ⁶	-18.79	9870		V			12
CH ₃ C(O)OOH	278–301	837	-11.07	5310		V			12
C ₂ H ₅ OOH	278–301	336	-14.28	5995		V			12
HCHO (H ⁺)	288–318	3.23 × 10 ³	-15.73	7100		IV	-240	69	13
CH ₃ CHO (H ⁺)	273–313	12.9	-17.19	5890		IV	-3.0	-5.5	13
C ₂ H ₅ CHO	273–313	10.0	-12.20	4330		V	2.2	-4.0	13
C ₃ H ₇ CHO	283–318	9.6	-18.59	6220		V	8.7	-0.06	13
CHOCHO (H ⁺)	278–308	4.19 × 10 ⁵	-12.15	7480		IV			13
HOCH ₂ CHO (H ⁺)	298–313	4 × 10 ⁴	-4.89	4630		V			13
CH ₃ C(O)CHO (H ⁺)	288–318	3.5 × 10 ³	-17.15	7545		IV			13
CH ₂ C(CH ₃)CHO	298	6.5				V			13
CH ₃ C(O)CH ₃	273–311	27.8	-15.23	5530		III	-5.2	-2.9	14
C ₂ H ₅ C(O)CH ₃	273–298	18	-16.40	5740		IV	1.1	-0.9	14
CH ₃ C(O)C(O)CH ₃	288–318	74	-14.66	5650					14
CH ₂ CHC(O)CH ₃	298	41				V			14

Substance	Temperature Range, K	H (298 K) ^a	A	B	C	Uncertainty Range ^b	100 x h _{G,0} M ⁻¹	1000 x h _T M ⁻¹ K ⁻¹	Note
HC(O)OH	275–308	8.9 × 10 ³	-11.40	6100		IV			15
CH ₃ C(O)OH	275–308	4.1 × 10 ³	-12.50	6200		IV			15
HC(OH)C(O)OH (H ⁺)	278–308	2.83 × 10 ⁴	-3.26	4030		IV			15
HC(O)C(O)OH (H ⁺)	278–308	1.09 × 10 ⁴	-6.84	4810		IV			15
CH ₃ C(O)C(O)OH	278–308	3.11 × 10 ⁵	-4.417	5090		V	9.0		15
HOC(O)C(O)OH	298	6.2 × 10 ⁸				V			16
HOC(O)CH ₂ C(O)OH	298	2.4 × 10 ¹⁰				V			16
HOC(O)CH ₂ CH ₂ C(O)OH	298	3.1 × 10 ⁹				V			16
HOC(O)(CHOH) ₂ C(O)OH	298	5 × 10 ¹⁷				V			16
HOC(O)C ₃ H ₆ C(O)OH	298	3.8 × 10 ⁹				V			16
HOC(O)C ₄ H ₈ C(O)OH	298	6.7 × 10 ⁹				V			16
(CH ₂ C(O)OH) ₂ C(OH)C(O)OH	298	3.1 × 10 ¹⁷				V			16
CH ₃ OC(O)H	278–298	4.2	-11.88	3970					17
C ₂ H ₅ OC(O)H	278–298	3.4	-14.11	4570					17
n-C ₃ H ₇ OC(O)H	278–298	2.6	-15.99	5050					17
CH ₃ C(O)CH ₃	276–303	2.05	-14.745	5008					17
CH ₃ C(O)OC ₂ H ₅	278–298		-17.97	5890					17
(CH ₃ O) ₂ CO	288–318	16.4	-13.765	4940		III			18
(C ₂ H ₅ O) ₂ CO	288–318	10.3	-17.72	5980		III			18
CH ₂ CHOC(O)CH ₃	288–318	2.04	-14.42	4510		III			18
CH ₂ C(CH ₃)C(O)OCH ₃	288–318	0.157	-16.33	4320		III			18
CH ₃ C(O)O ₂	274	<0.1				III			19
CH ₃ NH ₂	298	90				V			20
C ₂ H ₅ NH ₂	298	81				V			20
C ₃ H ₇ NH ₂	298	67				V			20
C ₄ H ₉ NH ₂	298	57				V			20
(CH ₃) ₂ NH	298	56				V			20
(C ₂ H ₅) ₂ NH	298	39				V			20
(C ₃ H ₇) ₂ NH	298	20				V			20
(CH ₃) ₃ N	298	10				V			20
(C ₂ H ₅) ₃ N	298	6.7				V			20
CH ₃ NCI ₂	278–318	0.333	-15.55	4308		V			20
(CH ₃) ₂ NNO	293	400				V			20
CH ₃ NHC(O)H	333–373	1.4 × 10 ⁵	-12.43	7240		IV			21
CH ₃ C(O)NHCH ₃	333–353	2.1 × 10 ⁵	-13.06	7550		IV			21
(CH ₃) ₂ NC(O)H	343–372	1.3 × 10 ⁴	-12.60	6590		IV			21
(CH ₃) ₂ NC(O)CH ₃	343–272	6.2 × 10 ³	-17.50	7820		IV			21
CH ₃ CN	273–303	52.8	-9.35	3970		III	-0.049		22
CH ₃ NO ₂	293–323	34.6	-9.92	4010		IV			23
C ₂ H ₅ NO ₂	293–323	21.7	-11.80	4430		IV			23
C ₃ H ₇ NO ₂	293–323	13.1	-13.22	4710		IV			23
CH ₃ CH(NO ₂)CH ₃	293–323	8.42	-13.02	4520		IV			23
CH ₃ ONO ₂	273–298	2.0	-15.20	4740		IV			23
C ₂ H ₅ ONO ₂	273–298	1.59	-17.50	5360		IV			23
1-C ₃ H ₇ ONO ₂	273–298	1.10	-18.31	5490		IV			23
2-C ₃ H ₇ ONO ₂	273–298	0.791	-18.20	5360		IV			23
1-C ₄ H ₉ ONO ₂	273–298	1.01	-19.40	5790		IV			23
2-C ₄ H ₉ ONO ₂	273–298	0.648	-18.59	5410		IV			23

Substance	Temperature Range, K	H (298 K) ^a	A	B	C	Uncertainty Range ^b	100 x h _{G,0} M ⁻¹	1000 x h _T M ⁻¹ K ⁻¹	Note
CH ₃ C(O)O ₂ NO ₂	274–297	2.8	–18.15	5730		IV	–6.5		23
O ₂ NOC ₂ H ₄ ONO ₂	293	640				IV			23
HOC ₂ H ₄ ONO ₂	293	3.99 × 10 ⁴				IV			23
HOCH ₂ CH(ONO ₂)CH ₃	293	7.3 × 10 ³				IV			23
CH ₃ CH(OH)CH ₂ ONO ₂	293	6.7 × 10 ³				IV			23
CH ₃ C(O)CH ₂ ONO ₂	293	1.01 × 10 ³				IV			23
CH ₃ CH(ONO ₂)CH ₂ ONO ₂	293	175				IV			23
O ₂ NO ₂ CH ₂ CH ₂ CH ₂ ONO ₂	298	160				V			23
CCl ₃ NO ₂	298	0.48				III			23
CH ₂ FC(O)CH ₃	293	47				V			24
CH ₂ ClC(O)CH ₃	288–318	59	–14.08	5410		IV			24
CHCl ₂ C(O)CH ₃	293	33				V			24
CF ₃ C(O)CH ₃	288–318	138	–24.92	8900		IV			24
CH ₂ FCH ₂ OH	293	47				V			25
CHF ₂ CH ₂ OH	293	94				V			25
CF ₃ CH ₂ OH	276–299	47.7	–17.00	6220		III			25
CHF ₂ CF ₂ CH ₂ OH	275–299	141	–18.53	7000		III			25
CF ₃ CF ₂ CH ₂ OH	275–299	14.6	–11.71	4290		III			25
CHCl ₂ CH ₂ OH	293	37				V			25
CCl ₃ CHO (H ⁺)	288–318	3.4 × 10 ⁵	1.16	3450		IV			26
CFH ₂ C(O)OH	298	8.1 × 10 ⁴				V			27
CF ₂ HC(O)OH	278–308	3.0 × 10 ⁴	–12.71	6870		IV			27
CF ₃ C(O)OH	278–298	5.78 × 10 ³	–5.16	4120		IV			27
CClH ₂ C(O)OH	278–308	1.1 × 10 ⁵	–21.08	9740		IV			27
CCl ₂ HC(O)OH	298–308	1.2 × 10 ⁵	–15.18	8010		IV			27
CCl ₃ C(O)OH	298–308	7.4 × 10 ⁴	–17.83	8660		IV			27
CClF ₂ C(O)OH	278–308	2.5 × 10 ⁴	–24.26	10250		IV			27
CBrH ₂ C(O)OH	278–308	1.5 × 10 ⁵	–19.12	9260		IV			27
CBr ₂ HC(O)OH	298–308	2.3 × 10 ⁵	–17.64	8940		IV			27
CBr ₃ C(O)OH	298–308	3.0 × 10 ⁵	–17.6	9000		V			27
CF ₃ C(O)OCH ₃	278–298	0.11	–20.16	5250		IV			28
CF ₃ CH ₂ OC(O)H	278–298	0.55	–16.33	4690		IV			28
CH ₃ C(O)OCH ₂ CF ₃	278–298	0.56	–18.15	5240		IV			28
C ₂ H ₅ OC(O)CF ₃	278–298	0.09	–18.95	4930		IV			28
Cl	298	2.3				IV			29
Cl ₂	283–383	9.29 × 10 ⁻²	–134.4	7590	18.702	II			29
Br ₂	273–308	0.725	–15.05	4390		II			29
BrCl	279–299	0.98	–18.9	5630		III			29
ClO	298	0.71				VI			30
Cl ₂ O	273–293	17	–3.23	1810		IV			30
ClO ₂	283–333	1.01	–11.65	3470		II			30
HOCl	293–313	660	–13.2	5880		IV			30
HOBr	298	>1.3 × 10 ³				V			30
SO ₂	278–383	1.36	–39.72	4250	4.525	II	–6.07	0.275	31
H ₂ S	273–323	0.102	–145.2	8120	20.296	III	–3.33		31
CS ₂	274–305	0.062	–17.05	4250		IV	5.49	–4.65	31
COS	273–288	2.02 × 10 ⁻²	–15.68	3510		IV			31
CH ₃ SH	298–368	0.39	–12.42	3420		V	0.3		32
C ₂ H ₅ SH	298–368	0.28	–13.82	3740		V			32

Substance	Temperature Range, K	H (298 K) ^a	A	B	C	Uncertainty Range ^b	100 x $h_{G,0}$ M ⁻¹	1000 x h_T , M ⁻¹ K ⁻¹	Note
CH ₃ SCH ₃	272–305	0.54	-12.19	3460		V	-3.1	-0.26	32
CH ₃ SC ₂ H ₅	298	0.43				V			32
C ₂ H ₅ SC ₂ H ₅	298	0.35				V			32
CH ₂ CHCH ₂ SCH ₃	298	0.43				V			32
CH ₃ S(O)CH ₃	298	9.9 × 10 ⁴				V			32
CH ₃ NCS	298	17				V			32
CH ₃ SSCH ₃	298	0.59				V			32
C ₂ H ₅ SSC ₂ H ₅	298	0.37				V			32
Hg	278–308	0.13	-10.74	2590		IV			33

a. $\ln H = A + B/T + C \ln(T)$ [M atm⁻¹]

b. Uncertainty Classes:

I—Better than 10%

II—10% to 50%

III—50% to 100%

IV—Factor of 2 to factor of 10

V—Factor of 10 to factor of 100

VI—Greater than a factor of 100

c. $h_{G,0}$ and h_T are the gas-specific Sechenov coefficients. See section 5.10, Parameter Definitions, for more information.

5.18 Notes to Table 5-4

Note 1: Simple O, H Species

[Back to Table](#)

- O₂** The recommendation was taken from the studies of Benson et al.¹ and Rettich et al.⁹ The data show clear curvature in a plot of $\ln(K_h)$ v. $1/T$. A two parameter fit gives $A = -13.26$ and $B = 1950$ K for the temperature range 273–285 K. The salt effect parameter $h_{G,o}$ is set to zero (see discussion in the text preceding this Table). The temperature dependent salt effect parameter is from the optimization of Weisenberger and Schumpe.¹⁶
- O₃** The recommendation of Rischbieter et al.¹⁰ was accepted and refitted. Salt effect parameters were obtained from the effect of NaCl, KCl, Na₂SO₄, and Ca(NO₃)₂ on H, combined with specific ion parameters.
- H** An average of estimates of the solubility of H based on two approaches: One is simply the assumption that the solubility of H is the same as the solubility of H₂.⁸ The second assumes that the solubility of H is what would be expected for a rare gas atom of the same radius.¹¹ The average value from 273 K to 298 K is 2.6×10^{-4} , with very small variation with temperature. Above room temperature the solubility increases.
- OH** Calculated from the reduction potential of the OH radical, $E^\circ(\text{OH}/\text{OH}^-) = (1.90 \pm 0.02)$ V, derived from an equilibrium with Ti^+ .¹³ This was combined with the Gibbs energy of the anion and the gas-phase radical to obtain the free energy of solution.
- HO₂** The recommendation was based on a calculation by Schwartz¹² based on the gas phase constituents HO₂, H⁺, and O₂⁻. Thermodynamic values were updated to those in our Thermodynamic tables, to $\text{p}K_a = (4.8 \pm 0.1)$, and to a reduction potential $E^\circ(\text{O}_2/\text{O}_2^-) = -(0.35 \pm 0.01)$ V. The reduction potential, referenced to one atmosphere O₂, is based primarily on equilibria reported by Meisel and Czapski,⁶ corrected for a revised duroquinone potential.¹⁵
- H₂O₂** The data of Lind and Kok⁴ (corrected),⁵ Hwang and Dasgupta,³ Yoshizumi et al.,¹⁷ Staffelback and Kok,¹⁴ O'Sullivan et al.,⁷ and Huang and Chen² are all in good agreement. The recommendation is from a two-parameter fit to all the results (Kok, et al. and Hwang and Dasgupta are represented by calculated endpoints; Huang and Chen by calculated points at the experimental temperatures). Previous recommendations were $A = -14.16$ and $B = 760$.

- (1) Benson, B. B.; Krause, D.; Peterson, M. A. The solubility and isotope fractionation of gases in dilute aqueous solution. 1. Oxygen. *J. Sol. Chem.* **1979**, *8*, 655-690.
- (2) Huang, D.; Chen, Z. Reinvestigation of the Henry's law constant for hydrogen peroxide with temperature and acidity variation. *J. Environ. Sci.* **2010**, *22*, 570-574, doi:10.1016/S1001-0742(09)60147-9.
- (3) Hwang, H.; Dasgupta, P. K. Thermodynamics of the hydrogen peroxide-water system. *Environ. Sci. Technol.* **1985**, *19*, 255-258.
- (4) Lind, J. A.; Kok, G. L. Henry's law determinations for aqueous solutions of hydrogen peroxide, methylhydroperoxide, and peroxyacetic acid. *J. Geophys. Res.* **1986**, *91*, 7889-7895.
- (5) Lind, J. A.; Kok, G. L. Correction to "Henry's law determinations for aqueous solutions of hydrogen peroxide, methylhydroperoxide, and peroxyacetic acid". *J. Geophys. Res.* **1994**, *99*, 21119.
- (6) Meisel, D.; Czapski, G. One-electron transfer equilibria and redox potentials of radicals studied by pulse radiolysis. *J. Phys. Chem.* **1975**, *79*, 1503-1509.
- (7) O'Sullivan, D. W.; Lee, M.; Noone, B. C.; Heikes, B. G. Henry's law constant determinations for hydrogen peroxide, methyl hydroperoxide, hydroxymethyl hydroperoxide, ethyl hydroperoxide, and peroxyacetic acid. *J. Phys. Chem.* **1996**, *100*, 3241-3247, doi:10.1021/jp951168n.
- (8) Parker, V. D. The reversible reduction potential of the proton in water and in non-aqueous solvents. *Acta Chem. Scand.* **1992**, *46*, 692-694.
- (9) Rettich, T. R.; Battino, R.; Wilhelm, E. Solubility of gases in liquids. 22. High-precision determination of Henry's law constants of oxygen in liquid water from $T = 274$ K to $T = 328$ K. *J. Chem. Thermo.* **2000**, *32*, 1145-1156, doi:10.1006/jcht.1999.0581.

- (10) Rischbieter, E.; Stein, H.; Schumpe, A. Ozone solubilities in water and aqueous salt solutions. *J. Chem. Eng. Data* **2000**, *45*, 338-340.
- (11) Roduner, E.; Bartels, D. M. Solvent and isotope effects on addition of atomic hydrogen to benzene in aqueous solution. *Ber. Bunsenges. Phys. Chem.* **1992**, *96*, 1037-1042.
- (12) Schwartz, S. E. Gas- and aqueous phase chemistry of HO₂ in liquid water clouds. *J. Geophys. Res.* **1984**, *89*, 11589-11598.
- (13) Schwarz, H. A.; Dodson, R. W. Equilibrium between hydroxyl radicals and thallium(II) and the oxidation potential of OH(aq). *J. Phys. Chem.* **1984**, *88*, 3643-3647, doi:10.1021/j150660a053.
- (14) Staffebach, T. A.; Kok, G. L. Henry's law constants for aqueous solutions of hydrogen peroxide and hydroxymethyl hydroperoxide. *J. Geophys. Res.* **1993**, *98*, 12713-12717.
- (15) Wardman, P. The reduction potential of benzyl viologen: An important reference compound for oxidant/radical redox couples. *Free Rad. Res. Comm.* **1991**, *14*, 57-67.
- (16) Weisenberger, S.; Schumpe, A. Estimation of gas solubilities in salt solutions at temperatures from 273 K to 363 K. *AIChE Journal* **1996**, *42*, 298-300.
- (17) Yoshizumi, K.; Aoki, K.; Nouchi, I.; Okita, T.; Kobayashi, T.; Kamakura, S.; Tajima, M. Measurements of the concentrations in rainwater and of the Henry's Law constant of hydrogen peroxide. *Atmos. Environ.* **1984**, *18*, 395-401.

Note 2: Simple Inorganic Nitrogen Species

[Back to Table](#)

- N₂** The recommendation of Battino³ was accepted and refitted to three-parameter equations. A two parameter fit gives A = 12.81 and B = 1625 K for the temperature range 273–293 K. Salt effect parameters taken from the optimization of Weisenberger and Schumpe.¹⁸
- NH₃** Based on the recommendation by Edwards et al.,⁹ refit to a two-parameter equation. Over the temperature range 273–348 K, there appears to be little curvature in the data. The more recent work of Dasgupta and Dong⁸ are in quite good agreement with this recommendation, whereas the results of Hales and Drewes¹⁰ are somewhat higher and those of Shi et al.¹⁶ (an uptake study) are significantly lower. The Hales and Drewes paper also included studies of the effect of dissolved CO₂ on the solubility of NH₃. The solubility of NH₃ in solutions containing a wide variety of ions is discussed by Clegg and Brimblecombe.⁷ Salt effect parameters taken from the optimization of Weisenberger and Schumpe.¹⁸
- NF₃, N₂F₄** Refit to three- parameter equation from the recommendation of Wilhelm et al.¹⁹
- Chloramines**
Derived from flashoff studies with glass sparging columns at 20°C and 40°C.¹¹ Data point for ammonia at 20°C in exact agreement with recommended value in Table.
- NO** Three-parameter refit from the recommendation of Battino.² Two-parameter fit gives A = –12.27 and B = 1790 K for the temperature range 273–293 K. Salt effect parameters taken from the optimization of Weisenberger and Schumpe.¹⁸
- NO₂** Based on NO₂ uptake studies and an analysis of literature values.⁶ A value of 0.014 was obtained from an analysis of studies of reactive dissolution of NO₂ by Schwartz and White.¹⁵
- NO₃** From the reduction potential E°(NO₃/NO₃⁻) = (2.46 ± 0.02) V, which is an average based on determinations of equilibria with Cl⁻,^{5,12} combined with the Gibbs energy for the anion and the gas-phase radical. The derived solubility value is in good agreement with that calculated from the uptake of NO₃ into a wetted-wall flow reactor containing Cl⁻.¹³ It is in very poor agreement with the much higher value derived from a study of the uptake of NO₃ by a series of wetted denuders.¹⁷
- N₂O** Three-parameter refit to the recommendation of Battino.¹ Two parameter fit gives A = 13.40 and B = 2880 K for the temperature range 273–293 K. Salt effect parameters taken from the optimization of Weisenberger and Schumpe.¹⁸

- NOCl** Uptake kinetics measured as function of temperature into water and solutions containing HCl, NaCl, and NaOH. Only the latter had an effect. The kinetics were consistent with an uptake coefficient of 0.03.¹⁴
- HN₃** Measured using a packed column technique at pH 1.8 ($\mu = 0.02 \text{ mol L}^{-1}$). The effective Henry's law constant can be calculated using $K_H^* = K_H(1 + K_a/[H^+])$, with $pK_a = 4.65^4$
- (1) Battino, R. Nitrous oxide in water. In *Oxides of Nitrogen*; Young, C. L., Ed.; Pergamon: Oxford, 1981; Vol. 8; pp 1-22.
 - (2) Battino, R. Oxygen in water. In *Oxygen and Ozone*; Battino, R., Ed.; Pergamon: Oxford, 1981; Vol. 7; pp 1-5.
 - (3) Battino, R. Nitrogen in water. In *Nitrogen and Air*; Battino, R., Ed.; Pergamon: Oxford, 1982; Vol. 10; pp 1-29.
 - (4) Betterton, E. A.; Robinson, J. L. Henry's law coefficient of hydrazoic acid. *J. Air Waste Manage. Assoc.* **1997**, *47*, 1216-1219.
 - (5) Buxton, G. V.; Salmon, G. A.; Wang, J. The equilibrium $\text{NO}_3 + \text{Cl}^- \rightleftharpoons \text{NO}_3^- + \text{Cl}$: A laser flash photolysis and pulse radiolysis study of the reactivity of NO_3 with chloride ion in aqueous solution. *Phys. Chem. Chem. Phys.* **1999**, *1*, 3589-3593.
 - (6) Cheung, J. L.; Li, Y. Q.; Boniface, J.; Shi, Q.; Davidovits, P.; Worsnop, D.; Jayne, J. T.; Kolb, C. E. Heterogeneous interactions of NO_2 with aqueous surfaces. *J. Phys. Chem. A* **2000**, *104*, 2655-2662, doi:10.1021/jp992929f.
 - (7) Clegg, S. L.; Brimblecombe, P. Solubility of ammonia in pure aqueous and multicomponent solutions. *J. Phys. Chem.* **1989**, *93*, 7237-7248, doi:10.1021/j100357a041.
 - (8) Dasgupta, P. K.; Dong, S. Solubility of ammonia in liquid water and generation of trace levels of standard gaseous ammonia. *Atmos. Environ.* **1986**, *20*, 565-570.
 - (9) Edwards, T. J.; Maurer, G.; Newman, J.; Prausnitz, J. M. Vapor-liquid equilibria in multicomponent aqueous solutions of volatile weak electrolytes. *AIChE Journal* **1978**, *24*, 966-976.
 - (10) Hales, J. M.; Drewes, D. R. Solubility of ammonia in water at low concentrations. *Atmos. Environ.* **1979**, *13*, 1133-1147.
 - (11) Holzwarth, G.; Balmer, R. G.; Soni, L. The fate of chlorine and chloramines in cooling towers. *Water Research* **1984**, *18*, 1421-1427.
 - (12) Poskrebyshev, G. A.; Huie, R. E.; Neta, P. The rate and equilibrium constants for the reaction $\text{NO}_3 + \text{Cl}^- \rightleftharpoons \text{NO}_3^- + \text{Cl}$ in aqueous solution. *J. Phys. Chem. A* **2003**, *107*, 1964-1970, doi:10.1021/jp0215724.
 - (13) Rudich, Y.; Talukdar, R. K.; Ravishankara, A. R.; Fox, R. W. Reactive uptake of NO_3 on pure water and ionic solutions. *J. Geophys. Res.* **1996**, *101*, 21023-21031.
 - (14) Scheer, V.; Frenzel, A.; Behnke, W.; Zetsch, C.; Magi, L.; George, C.; Mirabel, P. Uptake of nitrosyl chloride (NOCl) by aqueous solutions. *J. Phys. Chem. A* **1997**, *101*, 9359-9366.
 - (15) Schwartz, S. E.; White, W. H. In *Trace Atmospheric Species. Properties, Transformations and Fates*; Schwartz, S. E., Ed.; John Wiley & Sons: New York, 1983; Vol. 12; pp 1-116.
 - (16) Shi, Q.; Davidovits, P.; Jayne, J. T.; Worsnop, D. R.; Kolb, C. E. Uptake of gas-phase ammonia. 1. Uptake by aqueous surfaces as a function of pH. *J. Phys. Chem. A* **1999**, *103*, 8812-8823.
 - (17) Thomas, K.; Volz-Thomas, A.; Mihelcic, D.; Smit, H. G. J.; Kley, D. On the exchange of NO_3 radicals with aqueous solutions: Solubility and sticking coefficient. *J. Atmos. Chem.* **1998**, *29*, 17-43.
 - (18) Weisenberger, S.; Schumpe, A. Estimation of gas solubilities in salt solutions at temperatures from 273 K to 363 K. *AIChE Journal* **1996**, *42*, 298-300.
 - (19) Wilhelm, E.; Battino, R.; Wilcock, R. J. Low-pressure solubility of gases in liquid water. *Chem. Rev.* **1977**, *77*, 219-262.

Note 3: Simple Inorganic Carbon Species[Back to Table](#)

- CO** The recommendation is based on smoothed data from Rettich et al.² and refit to three-parameter equation. A two parameter fit gives $A = -12.72$ and $B = 1720$ K for the temperature range 273–293 K.
- CO₂** Refit to three- parameter equation from the recommendation of Carroll et al.¹ Two parameter fit gives $A = -11.92$ and $B = 2550$ K for the temperature range 273–293 K. Salt effect parameters taken from the optimization of Weisberger and Schumpe.³
- (1) Carroll, J. J.; Slupsky, J. D.; Mather, A. E. The solubility of carbon dioxide in water at low pressure. *J. Phys. Chem. Ref. Data* **1991**, *20*, 1201-1209.
 - (2) Rettich, T. R.; Battino, R.; Wilhelm, E. Solubility of gases in liquids. 15. High-pressure determination of Henry coefficients for carbon-monoxide in liquid water at 278 K to 323 K. *Ber. Bunsenges. Phys. Chem.* **1982**, *86*, 1128-1132.
 - (3) Weisenberger, S.; Schumpe, A. Estimation of gas solubilities in salt solutions at temperatures from 273 K to 363 K. *AIChE Journal* **1996**, *42*, 298-300.

Note 4: Hydrocarbons[Back to Table](#)

- CH₄** The recommendation is a three-parameter fit to the smoothed recommendation of Battino.¹ There is very good agreement with the more recent data of Ben-Naim and Battino.² A two parameter fit gives $A = -13.45$ and $B = 2040$ K for the temperature range 273–293 K. Salt effect parameters taken from the optimization of Weisberger and Schumpe.⁴
- C₂H₆** The recommendation is a three-parameter fit to the smoothed recommendation of Battino.¹ There is very good agreement with the more recent data of Ben-Naim and Battino.² Two parameter fit gives $A = -15.95$ and $B = 2875$ K for the temperature range 273–293 K.
- C₃H₈** The recommendation is a three-parameter fit to the smoothed recommendation of Battino.¹ There is very good agreement with the more recent data of Ben-Naim and Battino.² A two parameter fit gives $A = 17.52$ and $B = 3275$ K for the temperature range 273–293 K. Salt effect parameters taken from the optimization of Weisberger and Schumpe.⁴
- n-C₄H₁₀** The recommendation is a three-parameter fit to the smoothed recommendation of Battino.¹ There is very good agreement with the more recent data of Ben-Naim and Battino.² A two parameter fit gives $A = -19.28$ and $B = 3740$ K for the temperature range 273–288 K. Salt effect parameters taken from the optimization of Weisberger and Schumpe.⁴
- CH₃CH(CH₃)CH₃** The recommendation is from a three-parameter fit to the smoothed recommendation of Battino.¹ A two parameter fit gives $A = 18.22$ and $B = 3340$ K for the temperature range 278–293 K.
- C₂H₄** The recommendation is from a three-parameter fit to the smoothed recommendation of Wilhelm.⁵ A two parameter fit gives $A = -12.40$ and $B = 2170$ K for the temperature range 288–313 K. Salt effect parameters taken from the optimization of Weisberger and Schumpe.⁴
- C₂H₂** Converted from the evaluation of Fogg et al.³ A two parameter fit gives $A = -10.70$ and $B = 2230$ for the temperature range 272–298 K. Previous recommendation was from a three-parameter fit to the recommendation of Wilhelm et al.⁵ The recommendation of Yaws et al.⁶ generates identical results.
- (1) Battino, R. Methane in water. In *Methane*; Clever, H. L., Young, C. L., Eds.; Pergamon: Oxford, 1987; Vol. 27/28; pp 1-44.
 - (2) Ben-Naim, A.; Battino, R. Solubilization of methane, ethane, propane and n-butane in aqueous solutions of sodium dodecylsulfate. *J. Sol. Chem.* **1985**, *14*, 245-253.

- (3) Fogg, P. G. T.; Bligh, S. A.; Derrick, M. E.; Yampol'skii, Y. P.; Clever, H. L.; Skrzecz, A.; Young, C. L. IUPAC-NIST solubility data series. 76. Solubility of ethyne in liquids. *J. Phys. Chem. Ref. Data* **2002**, *30*, 1693-1876, doi:10.1063/1.1397768.
- (4) Weisenberger, S.; Schumpe, A. Estimation of gas solubilities in salt solutions at temperatures from 273 K to 363 K. *AIChE Journal* **1996**, *42*, 298-300.
- (5) Wilhelm, E.; Battino, R.; Wilcock, R. J. Low-pressure solubility of gases in liquid water. *Chem. Rev.* **1977**, *77*, 219-262.
- (6) Yaws, C. L.; Hopper, J. R.; Wang, X.; Rathinsamy, A. K. Calculating solubility & Henry's Law constants for gases in water. *Chem. Eng.* **1999**, 102-105.

Note 5: *C1 Haloalkanes*

[Back to Table](#)

CH₃F A refit to the evaluation of Staudinger and Roberts.⁵

CH₃Cl From the review of Warneck⁶ and in good agreement with the review cited previously.⁵ The uncertainties quoted are ± 0.47 in A and ± 139 in B. A more recent study over the temperature range 8–91°C is also in close agreement, with $K_h = 0.104$ vs. 0.131 M atm^{-1} at 293 K.³

CH₃Br, CH₃I

A refit to the evaluation of Staudinger and Roberts.⁵

CH₂Cl₂ From the review of Warneck.⁶ The review cited previously,⁵ gave somewhat different parameters, but a similar value at 298 K. The uncertainties quoted are ± 0.78 in A and ± 231 in B. A more recent study over the temperature range 8–91°C is also in close agreement, with $K_h = 0.401$ vs. 0.485 M atm^{-1} at 293 K.³

CHCl₃ From the review of Warneck.⁶ The review cited previously,⁵ gave somewhat different parameters, but a similar value at 298 K. The uncertainties quoted are ± 0.38 in A and ± 112 in B. A more recent study over the temperature range 8–91°C is also in close agreement, with $K_h = 0.313$ vs. 0.334 M atm^{-1} at 293 K.³

CHCl₂Br, CHClBr₂, CHBr₃, CF₂Cl₂, CFCl₃

A refit to the evaluation of Staudinger and Roberts.⁵

CCl₄ From the review of Warneck⁶ and in good agreement with the review cited previously.⁵ The uncertainties quoted are ± 0.40 in A and ± 119 in B. A more recent study over the temperature range 8–91°C is also in close agreement, with $K_h = 0.040$ vs. 0.046 M atm^{-1} at 293 K.³

CHF₃ Calculated values from the evaluation of Welhelm⁷ were combined with results from Zheng et al.,⁸ double weighted. The latter study, gas solubilities measured at 278, 308, and 338 K and at NaCl concentrations from 0 to 0.0564 mole/mole (0 to 174%) with a gas absorption unit. Calculated values for 0% NaCl taken at each temperature and fitted to a two-parameter equation.

CHF₂Cl A linear fit to the data of Zheng et al.,⁸ Boggs and Buck,¹ and Kutsuna and Hori.⁴ The data of Chang and Criddle² were significantly lower than these results and not included in the fit. The review by Wilhelm, et al.⁷ gave a three-parameter fit that indicated curvature, but this does not appear to be supported by these more recent data.

CF₃Cl, CF₄

A refit to the evaluation of Welhelm et al.⁷

- (1) Boggs, J. E.; Buck, A. E., Jr. The solubility of some chloromethanes in water. *J. Phys. Chem.* **1958**, *62*, 1459-1461.
- (2) Chang, W.-K.; Criddle, C. S. Biotransformation of HCFC-22, HCFC-142b, HCFC-123, and HFC-134a by methanotropic mixed culture MM1. *Biodegradation* **1995**, *6*, 2-9.
- (3) Chen, F.; Freedman, D. L.; Falta, R. W.; Murdoch, L. C. Henry's law constants of chlorinated solvents at elevated temperatures. *Chemosphere* **2012**, *86*, 156-165, doi:10.1016/j.chemosphere.2011.10.004.

- (4) Kutsuna, S.; Hori, H. Experimental determination of Henry's law constants of trifluoroacetic acid at 278–298 K. *Atmos. Environ.* **2008**, *42*, 1399-1412, doi:10.1016/j.atmosenv.2007.11.009.
- (5) Staudinger, J.; Roberts, P. V. A critical compilation of Henry's law constant temperature dependence relations for organic compounds in dilute aqueous solutions. *Chemosphere* **2001**, *44*, 561-576.
- (6) Warneck, P. A review of Henry's law coefficients for chlorine-containing C₁ and C₂ hydrocarbons. *Chemosphere* **2007**, *69*, 347-361, doi:10.1016/j.chemosphere.2007.04.088.
- (7) Wilhelm, E.; Battino, R.; Wilcock, R. J. Low-pressure solubility of gases in liquid water. *Chem. Rev.* **1977**, *77*, 219-262.
- (8) Zheng, D.-Q.; Guo, T.-M.; Knapp, H. Experimental and modeling studies on the solubility of CO₂, CHClF₂, CHF₃, C₂H₂F₄ and C₂H₄F₂ in water and aqueous NaCl solutions under low pressures *Fluid Phase Equilibria* **1997**, *129*, 197-209.

Note 6: C₂ Haloalkanes

[Back to Table](#)

Chloroethanes

All recommended values are taken from the review of Warneck.³

C₂H₅Cl The uncertainties quoted are ±1.04 and ±305 in B.

1,1-C₂H₄Cl₂

The uncertainties quoted are ±0.74 in A and ±219 in B. A more recent study over the temperature range 8–91°C is also in close agreement, with K_h = 0.227 vs. 0.223 M atm⁻¹ at 293 K.¹

1,2-C₂H₄Cl₂

The uncertainties quoted are ±0.56 in A and ±165 in B. A more recent study over the temperature range 8–91°C is also in close agreement, with K_h = 1.33 vs. 1.16 M atm⁻¹ at 293 K.¹

1,1,1-C₂H₃Cl₃

The uncertainties quoted are ±0.32 in A and ±96 in B. A more recent study over the temperature range 8–91°C is also in close agreement, with K_h = 0.070 vs. 0.076 M atm⁻¹ at 293 K.¹

1,1,2-C₂H₃Cl₃

The uncertainties quoted are ±0.40 in A and ±118 in B.

1,1,1,2-C₂H₂Cl₄

The uncertainties quoted are ±1.30 in A and ±394 in B.

1,1,2,2-C₂H₂Cl₄

The uncertainties quoted are ±0.94 in A and ±281 in B.

1,1,2-C₂F₃Cl₃ (Freon 113)

A refit to the evaluation of Staudinger and Roberts.²

C₂Cl₆ A refit to the evaluation of Staudinger and Roberts.² Warneck³ did not make a recommendation for this substance.

Chloroethenes

All recommended values are taken from the review of Warneck.³

C₂H₃Cl The uncertainties quoted are ±0.66 and ±194 in B. A more recent study over the temperature range 8–91°C is also in close agreement, with K_h = 0.048 vs. 0.047 M atm⁻¹ at 293 K.²

1,1-C₂H₂Cl₂

The uncertainties quoted are ±0.61 in A and ±182 in B.

cis-1,2-C₂H₂Cl₂

The uncertainties quoted are ± 0.34 in A and ± 104 in B. A more recent study over the temperature range 8–91°C is also in close agreement, with $K_h = 0.313$ vs. 0.320 M atm^{-1} at 293 K.¹

***trans*-1,2-C₂H₂Cl₂**

The uncertainties quoted are ± 0.28 in A and ± 86 in B.

C₂HCl₃ The uncertainties quoted are ± 0.40 in A and ± 120 in B. A more recent study over the temperature range 8–91°C is also in close agreement, with $K_h = 0.131$ vs. 0.142 M atm^{-1} at 293 K.¹

C₂Cl₄ The uncertainties quoted are ± 0.25 in A and ± 74 in B. A more recent study over the temperature range 8–91°C is also in close agreement, with $K_h = 0.080$ vs. 0.081 M atm^{-1} at 293 K.¹

1,2-C₂H₄Br₂

A refit to the evaluation of Staudinger and Roberts.²

- (1) Chen, F.; Freedman, D. L.; Falta, R. W.; Murdoch, L. C. Henry's law constants of chlorinated solvents at elevated temperatures. *Chemosphere* **2012**, *86*, 156-165, doi:10.1016/j.chemosphere.2011.10.004.
- (2) Staudinger, J.; Roberts, P. V. A critical compilation of Henry's law constant temperature dependence relations for organic compounds in dilute aqueous solutions. *Chemosphere* **2001**, *44*, 561-576.
- (3) Warneck, P. A review of Henry's law coefficients for chlorine-containing C₁ and C₂ hydrocarbons. *Chemosphere* **2007**, *69*, 347-361, doi:10.1016/j.chemosphere.2007.04.088.

Note 7: C₃ Haloalkanes

[Back to Table](#)

Chloropropanes

A refit to the evaluation of Staudinger and Roberts.¹

- (1) Staudinger, J.; Roberts, P. V. A critical compilation of Henry's law constant temperature dependence relations for organic compounds in dilute aqueous solutions. *Chemosphere* **2001**, *44*, 561-576.

Note 8: Alcohols

[Back to Table](#)

CH₃OH The recommendation is from a three-parameter fit to the values derived through a comprehensive analysis of limiting activity coefficients, infinite-dilution partial molar excess enthalpies and heat capacities, and measured Henry's law constants.⁴ A two-parameter fit up to 298 K gives A = -13.61 and B = 5640, whereas a two-parameter fit up to 373 K gave A = -12.16 and B = 5215. An evaluation by Warneck¹⁰ for the temperature range 273 to 353 K resulted in recommended parameters of A = -12.45 and B = 5310. The previous recommendation was A = -12.08 and B = 5210, which was based on the two data points of Snider and Dawson.⁸ The 298 K result of Butler et al.³ and a calculation based on the NBS Thermodynamic tables,⁹ are in very good agreement. The 298 K result of Altschuh et al.¹ is about 40% lower.

C₂H₅OH The recommendation is from a three-parameter fit to the values derived through a comprehensive analysis of limiting activity coefficients, infinite-dilution partial molar excess enthalpies and heat capacities, and measured Henry's law constants.⁴ A two-parameter fit up to 298 K gives A = -17.14 and B = 6660, whereas a two-parameter fit up to 373 K gave A = -14.57 and B = 5908. An evaluation by Warneck¹⁰ for the temperature range 273 to 353 K resulted in recommended parameters of A = -15.87 and B = 6274. The previous recommendation was A = -16.98 and B = 6630, which was based on the two data points of Snider and Dawson,⁸ the 298 K results of Butler, et al.³ and Rohrschneider,⁷ and a calculation based on the NBS Thermodynamic tables,⁹ are in very good agreement. The 298 K result of Altschuh, et al.¹ is about 50% lower.

***n*-C₃H₇OH** The recommendation is from a three-parameter fit to the values derived through a comprehensive analysis of limiting activity coefficients, infinite-dilution partial molar excess enthalpies and heat capacities, and measured Henry's law constants.⁴ A two-parameter fit up to 298 K gives $A = -19.80$ and $B = 7370$. The previous recommendation was $A = -20.16$ and $B = 7470$, which was based on two data points from Snider and Dawson.⁸ Room temperature data from other studies¹⁻³ support these results.

***iso*-C₃H₇OH, 2-propanol**

The recommendation is from a three-parameter fit to the values derived through a comprehensive analysis of limiting activity coefficients, infinite-dilution partial molar excess enthalpies and heat capacities, and measured Henry's law constants.⁵ A two-parameter fit up to 298 K gives $A = -18.95$ and $B = 7100$. The previous recommendation was $A = -20.5$ and $B = 7450$, which was based on the two data points of Snider and Dawson⁸ supported by room temperature data from other studies.^{1,3}

***n*-C₄H₉OH** The recommendation is from a three-parameter fit to the values derived through a comprehensive analysis of limiting activity coefficients, infinite-dilution partial molar excess enthalpies and heat capacities, and measured Henry's law constants.⁴ A two-parameter fit up to 298 K gives $A = -17.68$ and $B = 6725$. The previous recommendation was $A = -19.34$ and $B = 72.10$, which was based on two data points from Snider and Dawson.⁸ Room temperature data from other studies^{1,2} support these results.

***iso*-C₄H₉OH, 2-methyl-1-propanol**

The recommendation is from a three-parameter fit to the values derived through a comprehensive analysis of limiting activity coefficients, infinite-dilution partial molar excess enthalpies and heat capacities, and measured Henry's law constants, over the temperature range 298–372 K.⁵ A two-parameter fit up to 298 K gives $A = -21.56$ and $B = 7720$. Extrapolated values are in very good agreement with the results of Snider and Dawson⁸ at 273 and 298 K and room temperature data from other studies.^{3,1} A room temperature value of 22.2 M atm⁻¹ from a thermal desorption-GC/MS study is about 40% lower than this recommendation.⁶

***sec*-C₄H₉OH, 2-butanol**

The recommendation is from a three-parameter fit to the values derived through a comprehensive analysis of limiting activity coefficients, infinite-dilution partial molar excess enthalpies and heat capacities, and measured Henry's law constants, over the temperature range 298–372 K.⁵ A two-parameter fit up to 298 K gives $A = -22.60$ and $B = 7095$. Extrapolated values are in very good agreement with the results of Snider and Dawson⁸ at 273 and 298 K and room temperature data from Butler et al.³

***tert*-C₄H₉OH, 2-methyl-2-propanol**

The recommendation is from a three-parameter fit to the values derived through a comprehensive analysis of limiting activity coefficients, infinite-dilution partial molar excess enthalpies and heat capacities, and measured Henry's law constants, over the temperature range 298–372 K.⁵ Extrapolated values are in very good agreement with the results of Snider and Dawson⁸ at 273 and 298 K and room temperature data from Butler et al.³ The two data points of Snider and Dawson yield $A = -23.63$ and $B = 8310$.

- (1) Altschuh, J.; Bruggemann, R.; Santl, H.; Eichinger, G.; Piringer, O. G. Henry's law constants for a diverse set of organic chemicals: Experimental determination and comparison of estimation methods. *Chemosphere* **1999**, *39*, 1871-1887.
- (2) Burnett, M. G. Determination of partition coefficients at infinite dilution by the gas chromatographic analysis of the vapor above dilute solutions. *Anal. Chem.* **1963**, *35*, 1567-1570.
- (3) Butler, J. V. A.; Ramchandani, C. N.; Thomson, D. W. The solubility of non-electrolytes. Part 1. The free energy of hydration of some aliphatic alcohols. *J. Chem. Soc.* **1935**, 280-285.
- (4) Dohnal, V.; Fenclova, D.; Vrbka, P. Temperature dependences of limiting activity coefficients, Henry's law constants, and derivative infinite dilution properties of lower (C₁ - C₅)

- 1-alkanols in water. Critical compilation, correlation, and recommended data. *J. Phys. Chem. Ref. Data* **2006**, *35*, 1621-1651, doi:10.1063/1.220335.
- (5) Fenclová, D.; Dohnal, V.; Vrbka, P.; Laštovka, V. Temperature dependence of limiting activity coefficients, Henry's Law constants, and related infinite dilution properties of branched (C3 and C4) alkanols in water. Measurement, critical compilation, correlation, and recommended data. *J. Chem. Eng. Data* **2007**, *52*, 989-1002, doi:10.1021/je600567z.
 - (6) Kim, Y.-H.; Kim, K.-Y. Recent advances in thermal desorption-gas chromatography-mass spectrometry method to eliminate the matrix effect between air and water samples: Application to the accurate determination of Henry's law constant. *J. Chromatog. A* **2014**, *1342*, 78-85, doi:10.1016/j.chroma.2014.03.040.
 - (7) Rohrschneider, L. Solvent characterization by gas-liquid partition coefficients of selected solvents. *Anal. Chem.* **1973**, *45*, 1241-1247.
 - (8) Snider, J. R.; Dawson, G. A. Tropospheric light alcohols, carbonyls, and acetonitrile: Concentrations in the southwest United States and Henry's law data. *J. Geophys. Res.* **1985**, *90*, 3797-3805.
 - (9) Wagman, D. D.; Evans, W. H.; Parker, V. B.; Schumm, R. H.; Halow, I.; Bailey, S. M.; Churney, K. L.; Nutall, R. L. The NBS tables of chemical thermodynamic properties. Selected values for inorganic and C₁ and C₂ organic substances in SI unites. *J. Phys. Chem. Ref. Data* **1982**, *11*, Suppl. No. 1.
 - (10) Warneck, P. A note on the temperature dependence of Henry's Law coefficients for methanol and ethanol. *Atmos. Environ.* **2006**, *40*, 7146-7151, doi:10.1016/j.atmosenv.2006.06.024.

Note 9: Diols

[Back to Table](#)

Alkyl diols The vapor pressure of the pure liquid and the activity coefficient of the dilute solution were determined from an analysis of literature data. These were then used to obtain the Henry's law values.¹

- (1) Compernelle, S.; Müller, J. F. Henry's law constants of polyols. *Atmos. Chem. Phys.* **2014**, *14*, 12815-12837, doi:10.5194/acpd-14-13529-2014.

Note 10: Polyols

[Back to Table](#)

HOCH₂CH(OH)CH₂OH, glycerol

The vapor pressure of the pure liquid and the activity coefficient of the dilute solution were determined from an analysis of literature data. These were then used to obtain the Henry's law value.¹

HOCH₂(CH(OH))₂CH₂OH, erythritol

Determined from the solubility, water activity, obtained by a review of the literature, and solid vapor pressure of the polyol.¹

C₅H₈(OH)₄, pentaerythritol

Determined from the solubility, water activity, obtained by a review of the literature, and solid vapor pressure of the polyol.¹

C₅H₇(OH)₅, xylitol, adonitol, arabitol

Determined from the solubility, water activity, obtained by a review of the literature, and solid vapor pressure of the polyols stereoisomers.¹ These values, xylitol (4.0×10^{13}), adonitol (4.7×10^{13}), and arabitol (6.8×10^{13}) were averaged to get the value in the Table.

C₆H₈(OH)₆, sorbitol, mannitol, glactitol

Determined from the solubility, water activity, obtained by a review of the literature, and solid vapor pressure of the polyols stereoisomers.¹ These values, sorbitol (6.7×10^{16}), mannitol (1.8×10^{17}), and glactitol (9.1×10^{16}) were averaged to get the value in the Table.

- (1) Compernelle, S.; Müller, J. F. Henry's law constants of polyols. *Atmos. Chem. Phys.* **2014**, *14*, 12815-12837, doi:10.5194/acpd-14-13529-2014.

Note 11: Ethers[Back to Table](#)**(C₂H₅)₂O, diethyl ether**

A refit to the evaluation of Staudinger and Roberts.¹

- (1) Staudinger, J.; Roberts, P. V. A critical compilation of Henry's law constant temperature dependence relations for organic compounds in dilute aqueous solutions. *Chemosphere* **2001**, *44*, 561-576.

Note 12: Hydroperoxides[Back to Table](#)

CH₃OOH The data of Lind and Kok^{1,2} and O'Sullivan et al.⁴ are in excellent agreement and were fit to a two-parameter expression. A lower limit value of 700 M atm⁻¹ at 281 K was estimated from an uptake study, in agreement with the present recommendation.³

HOCH₂OOH

The results of O'Sullivan et al.⁴ and Staffelback and Kok⁵ are very close and were fit to obtain the recommended values. The results of Zhou and Lee⁶ are much lower and were not included.

CH₃C(O)OOH and C₂H₅OOH

Experimental results of O'Sullivan et al.⁴

- (1) Lind, J. A.; Kok, G. L. Henry's law determinations for aqueous solutions of hydrogen peroxide, methylhydroperoxide, and peroxyacetic acid. *J. Geophys. Res.* **1986**, *91*, 7889-7895.
- (2) Lind, J. A.; Kok, G. L. Correction to "Henry's law determinations for aqueous solutions of hydrogen peroxide, methylhydroperoxide, and peroxyacetic acid". *J. Geophys. Res.* **1994**, *99*, 21119.
- (3) Magi, L.; Schweitzer, F.; Pallares, C.; Cherif, S.; Mirabel, P.; George, C. Investigation of the uptake rate of ozone and methyl hydroperoxide by water surfaces. *J. Phys. Chem. A* **1997**, *4*, 4943-4948.
- (4) O'Sullivan, D. W.; Lee, M.; Noone, B. C.; Heikes, B. G. Henry's law constant determinations for hydrogen peroxide, methyl hydroperoxide, hydroxymethyl hydroperoxide, ethyl hydroperoxide, and peroxyacetic acid. *J. Phys. Chem.* **1996**, *100*, 3241-3247, doi:10.1021/jp951168n.
- (5) Staffelbach, T. A.; Kok, G. L. Henry's law constants for aqueous solutions of hydrogen peroxide and hydroxymethyl hydroperoxide. *J. Geophys. Res.* **1993**, *98*, 12713-12717.
- (6) Zhou, X.; Lee, Y. N. Aqueous solubility and reaction kinetics of hydroxymethyl hydroperoxide. *J. Phys. Chem.* **1992**, *96*, 265-272, doi:10.1021/j100180a051.

Note 13: Aldehydes[Back to Table](#)

HCHO The recommended value is the apparent Henry's law constant and includes a contribution due to hydrolysis $H^* = H(1 + K_{hyd})$. Data from Betterton and Hoffmann³ and Zhou and Mopper⁹ are in substantial agreement and were fit to a two-parameter expression. The more recent results of Allou et al.¹ are in complete agreement. Betterton and Hoffmann have calculated $H = 2.5 \text{ M atm}^{-1}$ at 298 K for the physical solubility. A gas-stripping study over the temperature range 5–50 C agreed at room temperature, but was lower below and higher above room temperature.⁷ Salt effect parameters derived from data on the effect of seawater concentration (0 to 100%) on the measured H .⁹ For these calculations, the seawater was assumed to be a solution of pure NaCl, with 35‰ salinity equal to 0.6 M. Additional studies of the effect of NaCl as a function of temperature have been carried out by Allou et al.¹

CH₃CHO The recommended value is the apparent Henry's law constant and includes a contribution due to hydrolysis $H^* = H(1 + K_{hyd})$. The results of Snider and Dawson,⁸ Benkelberg et al.,² and Betterton and Hoffmann³ are in excellent agreement and have been fit to a two-parameter expression for the recommendation. The results of Zhou and Mopper⁹ curve off at higher temperatures and were not included in the fit. (Note the similar situation for acetone.) Betterton and Hoffmann³ have calculated $H = 4.8 \text{ M atm}^{-1}$ at 298 K for the physical solubility. Salt effect parameters derived from data on the effect of seawater concentration (0 to 100%) on

the measured H .⁹ For these calculations, the seawater was assumed to be a solution of pure NaCl, with 35‰ salinity equal to 0.6 M.

C₂H₅CHO Results of Zhou and Mopper⁹ and Snider and Dawson⁸ agree only to within about a factor of two. The two points from the former were weighted by 3 and combined with the five points of the latter to generate the recommendation. A room temperature value of 9.26 M atm⁻¹ from a thermal desorption-GC/MS study is in good agreement with this recommendation.⁶ Salt effect parameters derived from data on the effect of seawater concentration (0 to 100%) on the measured H .⁹ For these calculations, the seawater was assumed to be a solution of pure NaCl, with 35‰ salinity equal to 0.6 M.

C₃H₇CHO The results from Zhou and Mopper⁹ were fit to a two-parameter expression. A room temperature value of 6.19 M atm⁻¹ from a thermal desorption-GC/MS study is about 40% lower than this recommendation.⁶ Salt effect parameters derived from data on the effect of seawater concentration (0 to 100%) on the measured H .⁹ For these calculations, the seawater was assumed to be a solution of pure NaCl, with 35‰ salinity equal to 0.6 M.

CHOCHO, glyoxal

Measured using a bubble-column method.⁴ Validation measurements on formaldehyde and acetic acid gave results of 4.8×10^3 and 5.0×10^3 , slightly higher than the recommendations here. The recommended value is the apparent Henry's law constant and includes a contribution due to hydrolysis $H^* = H(I + K_{hyd})$. An intrinsic $K_h = 1.90$ M atm⁻¹ was calculated at 298 K. The solubility increased by about a factor of three at 0.05 M NaCl, but dropped by ~50% when the concentration was increased to 5 M. Na₂SO₃ concentrations of 0.0003 M to 0.03 M increased the solubility, up to a factor of ~50. Even higher sulfate concentrations led to values too high to measure. An earlier study reported only limiting values of $\geq 3 \times 10^5$.³

HOCH₂CHO, hydroxyacetaldehyde

Apparent Henry's law measurements by a bubble-column technique at 25 and 45°C.³ An intrinsic Henry's law constant of 4.1×10^3 M atm⁻¹ at 298 K was calculated.

CH₃C(O)CHO, methyl glyoxal

Apparent Henry's Law constant measured by a bubble-column technique.³ An intrinsic Henry's law constant of 1.4 M atm⁻¹ at 298 K was calculated.

CH₂C(CH₃)CHO, methacrolein

Measured using a static technique with daily instrument calibrations and absolute determinations of partial pressures.⁵ An uncertainty of ± 0.7 M atm⁻¹ was reported.

- (1) Allou, L.; El Maimouni, L.; Le Calvé, S. Henry's law constant measurements for formaldehyde and benzaldehyde as a function of temperature and water composition. *Atmos. Environ.* **2011**, *45*, 2991-2998, doi:10.1016/j.atmosenv.2010.05.044.
- (2) Benkelberg, H. J.; Hamm, S.; Warneck, P. Henry's law coefficients for aqueous solutions of acetone, acetaldehyde and acetonitrile and equilibrium constants for the addition compounds of acetone and acetaldehyde with bisulfite. *J. Atmos. Chem.* **1995**, *20*, 17-34.
- (3) Betterton, E. A.; Hoffmann, M. R. Henry's law constants of some environmentally important aldehydes. *Environ. Sci. Technol.* **1988**, *22*, 1415-1418.
- (4) Ip, H. S. S.; Huang, X. H. H.; Yu, J. Z. Effective Henry's law constants of glyoxal, glyoxylic acid, and glycolic acid. *Geophys. Res. Lett.* **2009**, *36*, L01802, doi:10.1029/2008GL036212.
- (5) Iraci, L. T.; Baker, B. M.; Tyndall, G. S.; Orlando, J. J. Measurements of the Henry's law coefficients of 2-methyl-3-buten-2-ol, methacrolein, and methylvinyl ketone. *J. Atmos. Chem.* **1999**, *33*, 321-330.
- (6) Kim, Y.-H.; Kim, K.-Y. Recent advances in thermal desorption-gas chromatography-mass spectrometry method to eliminate the matrix effect between air and water samples: Application to the accurate determination of Henry's law constant. *J. Chromatog. A* **2014**, *1342*, 78-85, doi:10.1016/j.chroma.2014.03.040.

- (7) Seyfioglu, R.; Odabasi, M. Determination of Henry's Law constant of formaldehyde as a function of temperature: Application to air-water exchange in Tahtali Lake in Izmir, Turkey. *Environ. Monit. Assess.* **2007**, *128*, 343-349.
- (8) Snider, J. R.; Dawson, G. A. Tropospheric light alcohols, carbonyls, and acetonitrile: Concentrations in the southwest United States and Henry's law data. *J. Geophys. Res.* **1985**, *90*, 3797-3805.
- (9) Zhou, X.; Mopper, K. Apparent partition coefficients of 15 carbonyl compounds between air and seawater and between air and freshwater; Implications for air-sea exchange. *Environ. Sci. Technol.* **1990**, *24*, 1864-1869.

Note 14: Ketones

[Back to Table](#)

CH₃COCH₃

The recommendation is from a fit to the data of Snider and Dawson,¹⁰ Benkelberg et al.,¹ Betterton,² and Streckowski and George.¹¹ Room temperature data points of Nozière and Riemer,⁸ Hoff et al.,⁵ Burnett,³ and Vitenberg et al.¹² are in very good agreement. Results of Zhou and Mopper¹³ are somewhat higher, particularly at room temperature and above. The situation is similar for acetaldehyde. Salt effect parameters derived from data on the effect of seawater concentration (0 to 100%) on the measured H .¹³ For these calculations, the seawater was assumed to be a solution of pure NaCl, with 35‰ salinity equal to 0.6 M. The K_S values from this work are somewhat different than those obtained by Benkelberg et al.,¹ 0.089 vs 0.17 at 298 K and 0.17 vs 0.085 at 273 K. The magnitude of this difference is not too great, but the two studies predict a different sign for h_T .

C₂H₅C(O)CH₃, butanone, methyl ethyl ketone

The recommendation is from the two points of Snider and Dawson.¹⁰ The room temperature points of Vitenberg et al.¹² and Rohrschneider⁹ are in good agreement, while a room temperature value of 10.5 M atm⁻¹ from a thermal desorption-GC/MS study⁷ is about 80% lower. The higher temperature data of Zhou and Mopper¹³ are somewhat higher and those of Friant and Suffet⁴ are lower than the recommendation. Salt effect parameters derived from data on the effect of seawater concentration (0 to 100%) on the measured H .¹³ For these calculations, the seawater was assumed to be a solution of pure NaCl, with 35‰ salinity equal to 0.6 M.

CH₃C(O)C(O)CH₃, 2,3-butanedione

Measured by a bubble-column technique.²

CH₂CHC(O)CH₃, methyl vinyl ketone

Measured using a static technique with daily instrument calibrations and absolute determinations of partial pressures.⁶ An uncertainty of ± 7 M atm⁻¹ was reported.

- (1) Benkelberg, H. J.; Hamm, S.; Warneck, P. Henry's law coefficients for aqueous solutions of acetone, acetaldehyde and acetonitrile and equilibrium constants for the addition compounds of acetone and acetaldehyde with bisulfite. *J. Atmos. Chem.* **1995**, *20*, 17-34.
- (2) Betterton, E. A. The partitioning of ketones between the gas and aqueous phases. *Atmos. Environ.* **1991**, *25*, 1473-1477.
- (3) Burnett, M. G. Determination of partition coefficients at infinite dilution by the gas chromatographic analysis of the vapor above dilute solutions. *Anal. Chem.* **1963**, *35*, 1567-1570.
- (4) Friant, S. L.; Suffet, I. H. Interactive effects of temperature, salt concentration, and pH on head space analysis for isolating volatile trace organics in aqueous environmental samples. *Anal. Chem.* **1979**, *51*, 2167-2176.
- (5) Hoff, J. T.; Mackay, D.; Gillham, R.; Shiu, W. Y. Partitioning of organic chemicals at the air-water interface in environmental systems. *Environ. Sci. Technol.* **1993**, *27*, 2174-2180.
- (6) Iraci, L. T.; Baker, B. M.; Tyndall, G. S.; Orlando, J. J. Measurements of the Henry's law coefficients of 2-methyl-3-buten-2-ol, methacrolein, and methylvinyl ketone. *J. Atmos. Chem.* **1999**, *33*, 321-330.

- (7) Kim, Y.-H.; Kim, K.-Y. Recent advances in thermal desorption-gas chromatography-mass spectrometry method to eliminate the matrix effect between air and water samples: Application to the accurate determination of Henry's law constant. *J. Chromatog. A* **2014**, *1342*, 78-85, doi:10.1016/j.chroma.2014.03.040.
- (8) Nozière, B.; Riemer, D. D. The chemical processing of gas-phase carbonyl compounds by sulfuric acid aerosols: 2,4-pentanedione. *Atmos. Environ.* **2003**, *37*, 841-851.
- (9) Rohrschneider, L. Solvent characterization by gas-liquid partition coefficients of selected solvents. *Anal. Chem.* **1973**, *45*, 1241-1247.
- (10) Snider, J. R.; Dawson, G. A. Tropospheric light alcohols, carbonyls, and acetonitrile: Concentrations in the southwest United States and Henry's law data. *J. Geophys. Res.* **1985**, *90*, 3797-3805.
- (11) Streckowski, R. S.; George, C. Measurement of Henry's Law constants for acetone, 2-butanone, 2,3-butanedione, and isobutyraldehyde using a horizontal flow reactor. *J. Chem. Eng. Data* **2005**, *50*, 804-810, doi:10.1021/je034137r.
- (12) Vitenberg, A. G.; Ioffe, B. V.; Dimitrova, Z. S.; Butaeva, I. L. Determination of gas-liquid partition coefficients by means of gas chromatographic analysis. *J. Chromatog.* **1975**, *112*, 319-327.
- (13) Zhou, X.; Mopper, K. Apparent partition coefficients of 15 carbonyl compounds between air and seawater and between air and freshwater; Implications for air-sea exchange. *Environ. Sci. Technol.* **1990**, *24*, 1864-1869.

Note 15: C1 and C2 Organic Acids

[Back to Table](#)

HC(O)OH The results of Johnson et al.³ are accepted. The 298 K result of Khan et al.⁴ is about 75% lower.

CH₃C(O)OH

The results of Johnson et al.³ are accepted. A value calculated from the NBS Thermodynamic tables⁶ is about a factor of two higher.

HC(OH)C(O)OH, glycolic acid

Measured using a bubble-column method with no pH control (measured ~3–3.1).² Validation measurements on formaldehyde and acetic acid gave results of 4.8×10^3 and 5.0×10^3 , slightly higher than the recommendations in the Table. An intrinsic $K_h = 2.37 \times 10^4 \text{ M atm}^{-1}$ was calculated at 298 K.

HC(O)C(O)OH, glyoxylic acid

Measured using a bubble-column method with no pH control (measured ~2.6–2.8).² Validation measurements on formaldehyde and acetic acid gave results of 4.8×10^3 and 5.0×10^3 , slightly higher than the recommendations in the Table. An intrinsic $K_h = 28.67 \text{ M atm}^{-1}$ was calculated at 298 K.

CH₃C(O)C(O)OH, pyruvic acid

Taken from Khan et al.⁴ Salt effect derived from effect of NaCl ($k_s = 0.236 \text{ M}^{-1}$) and KCl ($k_s = 0.235 \text{ M}^{-1}$) on the partial pressure over 1.5 M solution of pyruvic acid at various salt concentrations. Much different values derived when other salts were used, suggesting complications due to specific interactions and, possibly, to the weakly buffered nature of the solution.

HOC(O)C(O)OH, oxalic acid

Determined from the solubility, water activity, obtained by a review of the literature, and solution vapor pressure of the acid.¹ The first two were obtained by a review of the literature; the vapor pressure was from evaporation measurements on levitated particles.⁵

- (1) Compernelle, S.; Müller, J. F. Henry's law constants of diacids and hydroxy polyacids: recommended values. *Atmos. Chem. Phys.* **2014**, *14*, 2699-2712, doi:10.5194/acp-14-2699-2014.
- (2) Ip, H. S. S.; Huang, X. H. H.; Yu, J. Z. Effective Henry's law constants of glyoxal, glyoxylic acid, and glycolic acid. *Geophys. Res. Lett.* **2009**, *36*, L01802, doi:10.1029/2008GL036212.

- (3) Johnson, B. J.; Betterton, E. A.; Craig, D. Henry's law coefficients of formic and acetic acids. *J. Atmos. Chem.* **1996**, *24*, 113-119.
- (4) Khan, I.; Brimblecombe, P.; Clegg, S. L. Solubilities of pyruvic acid and the lower(C₁ -C₆) carboxylic acids. Experimental determination of equilibrium vapour pressures above pure aqueous and salt solutions. *J. Atmos. Chem.* **1995**, *22*, 285-302.
- (5) Soonsin, V.; Zardini, A. A.; Marcolli, C.; Zuend, A.; Krieger, U. K. The vapor pressures and activities of dicarboxylic acids reconsidered: the impact of the physical state of the aerosol. *Atmos. Chem. Phys.* **2010**, *10*, 11753-11767, doi:10.5194/acp-10-11753-2010.
- (6) Wagman, D. D.; Evans, W. H.; Parker, V. B.; Schumm, R. H.; Halow, I.; Bailey, S. M.; Churney, K. L.; Nutall, R. L. The NBS tables of chemical thermodynamic properties. Selected values for inorganic and C₁ and C₂ organic substances in SI units. *J. Phys. Chem. Ref. Data* **1982**, *11*, Suppl. No. 1.

Note 16: C₃ and Higher Organic Acids

[Back to Table](#)

HOC(O)CH₂C(O)OH, malonic acid

The solubility and water activity for the acid were obtained through a review of the literature. These were combined with solid vapor pressure¹ or solution vapor pressure⁴ data to derive Henry's law values of 0.94×10^{10} and 3.9×10^{10} M atm⁻¹.²

HOC(O)CH₂CH₂C(O)OH, succinic acid

The solubility and water activity for the acid were obtained through a review of the literature. These were combined with solid vapor pressure¹ or solution vapor pressure⁴ data to derive Henry's law values of 2.0×10^9 and 4.2×10^9 M atm⁻¹.²

HOC(O)(CHOH)₂C(O)OH, tartaric acid

Determined from the solubility, water activity, obtained by a review of the literature, and liquid vapor pressure of the acid.² The first two were obtained by a review of the literature; the vapor pressure was obtained from the evaporation rate of levitated, supersaturated liquid particles.³ The value listed is the midpoint of the range ($0.7-9.3 \times 10^{17}$) from the uncertainty in the vapor pressure data.

HOC(O)C₃H₆C(O)OH, glutaric acid

The solubility and water activity for the acid were obtained through a review of the literature. These were combined with solid vapor pressure¹ or solution vapor pressure⁴ data to derive Henry's law values of 2.4×10^9 and 5.2×10^9 M atm⁻¹.²

HOC(O)C₄H₈C(O)OH, adipic acid

Determined from the solubility, water activity, obtained by a review of the literature, and solid vapor pressure of the acid.² The first two were obtained by a review of the literature; the vapor pressure was from evaporation rates of aerosol samples.¹

(CH₂C(O)OH)₂C(OH)C(O)OH, citric acid

Determined from the solubility, water activity, obtained by a review of the literature, and liquid vapor pressure of the acid.² The first two were obtained by a review of the literature; the vapor pressure was obtained from the evaporation rate of levitated, supersaturated liquid particles.³ The value listed is the midpoint of the range ($0.2-6 \times 10^{17}$) from the uncertainty in the vapor pressure data.

- (1) Cappa, C. D.; Lovejoy, E. R.; Ravishankara, A. R. Evidence for liquid-like and nonideal behavior of a mixture of organic aerosol components. *Proc. Nat. Acad. Sci.* **2008**, *105*, 18687-18691, doi:10.1073/pnas.0802144105.
- (2) Compernelle, S.; Müller, J. F. Henry's law constants of diacids and hydroxy polyacids: recommended values. *Atmos. Chem. Phys.* **2014**, *14*, 2699-2712, doi:10.5194/acp-14-2699-2014.
- (3) Huisman, A. J.; Krieger, U. K.; Zuend, A.; Marcolli, C.; Peter, T. Vapor pressures of substituted polycarboxylic acids are much lower than previously reported. *Atmos. Chem. Phys.* **2013**, *13*, 6647-6662, doi:10.5194/acp-13-6647-2013.

- (4) Soonsin, V.; Zardini, A. A.; Marcolli, C.; Zuend, A.; Krieger, U. K. The vapor pressures and activities of dicarboxylic acids reconsidered: the impact of the physical state of the aerosol. *Atmos. Chem. Phys.* **2010**, *10*, 11753-11767, doi:10.5194/acp-10-11753-2010.

Note 17: Formates and Acetates

[Back to Table](#)

CH₃OC(O)H Methyl formate, C₂H₅OC(O)H ethyl formate, n-C₃H₇OC(O)H n-propyl formate

Measured using a column-stripping method.¹

CH₃C(O)CH₃, methyl acetate

A refit to the evaluation of Staudinger and Roberts.²

CH₃C(O)OC₂H₅, ethyl acetate

Measured using a column-stripping method.¹

- (1) Kutsuna, S.; Chen, L.; Abe, T.; Mizukado, J.; Uchimaru, T.; Tokuhashi, K.; Sekiya, A. Henry's Law constant of 2,2,2-trifluoroethyl formate, ethyl trifluoroacetate, and non-fluorinated analogous esters. *Atmos. Environ.* **2005**, *39*, 5884-5892, doi:10.1016/j.atmosenv.2005.06.021.
- (2) Staudinger, J.; Roberts, P. V. A critical compilation of Henry's law constant temperature dependence relations for organic compounds in dilute aqueous solutions. *Chemosphere* **2001**, *44*, 561-576.

Note 18: Carbonates

[Back to Table](#)

(CH₃O)₂CO, dimethyl carbonate; (C₂H₅O)₂CO, diethyl carbonate; CH₂CHOC(O)CH₃, vinyl acetate; CH₂C(CH₃)C(O)OCH₃, methyl methacrylate

Infinite dilution activity coefficients were determined and combined with vapor pressure values to yield Henry's law constants. These were presented as a three-parameter equation. The values showed only slight curvature and are given here as fit to a two-parameter equation.¹

- (1) Dohnal, V.; Vrbka, P.; Řehák, K.; Böhme, A.; Paschke, A. Activity coefficients and partial molar excess enthalpies at infinite dilution for four esters in water. *Fluid Phase Equilibria* **2010**, *295*, 194-200, doi:10.1016/j.fluid.2010.05.010.

Note 19: Peroxyacyl Species

[Back to Table](#)

CH₃C(O)O₂, peroxyacetyl radical

Villalta et al.¹ measured an upper limit for H of 0.2 M atm⁻¹ in a coated-wall flow tube uptake experiment on aqueous sodium ascorbate solutions.

- (1) Villalta, P. W.; Lovejoy, E. R.; Hanson, D. R. Reaction probability of peroxyacetyl radical on aqueous surfaces. *Geophys. Res. Lett.* **1996**, *23*, 1765-1768.

Note 20: Amines

[Back to Table](#)

Aliphatic amines

Water-saturated air was bubbled through a 0.01 N NaOH solutions containing the amines and the amine removed from the air stream by passing through a 0.01 N HCl solution. The concentration of the uncharged amine in the original solution was adjusted for the percentage of ionized amine.¹

CH₃NCl₂ Determined by using a static method with a variable headspace and measuring the dichloromethylamine concentration in the liquid phase by UV spectroscopy.²

(CH₃)₂NNO N-nitrosodimethylamine

Determined from the rate of loss of ¹⁴C labeled NDMA from a stirred aqueous solution.³

- (1) Christie, A. O.; Crisp, D. J. Activity coefficients of the n-primary, secondary, and tertiary amines in aqueous solution. *J. Appl. Chem.* **1967**, *17*, 11-14.

- (2) Cimetiere, N.; De Laat, J. Henry's law constant of N,N-dichloromethylamine: application to the contamination of the atmosphere of indoor swimming pools. *Chemosphere* **2009**, *77*, 465-470, doi:10.1016/j.chemosphere.2009.07.056.
- (3) Haruta, A.; Jiao, W.; Chen, W.; Chang, A. C.; Gan, J. Evaluating Henry's law constant of N-nitrosodimethylamine (NDMA). *Water Sci. Tech.* **2011**, *64*, 1636-1641, doi:10.2166/wst.2011.742.

Note 21: Amides

[Back to Table](#)

CH₃NHC(O)H, N-methylformamide

Measured by circulating still and differential distillation methods.¹

CH₃C(O)NHCH₃, N-methylacetamide

Measured by a differential distillation method.¹

(CH₃)₂NC(O)H, N,N-dimethylformamide

Measured by comparative ebulliometry.¹

(CH₃)₂NC(O)CH₃, N,N-dimethylacetamide

Measured by comparative ebulliometry, circulating still and differential distillation methods.¹

- (1) Bernauer, M.; Dohnal, V. Temperature dependence of air-water partitioning of N-methylated (C1 and C2) fatty acid amides. *J. Chem. Eng. Data* **2008**, *53*, 2622-2631, doi:10.1021/je800517r.

Note 22: Cyano compounds

[Back to Table](#)

CH₃CN The values reported by Benkelberg et al.,¹ Snider and Dawson,³ Hamm et al.² are all in good agreement and have been fit to a two-parameter expression for the recommendation. The Hamm et al.² paper includes a measurement with artificial seawater at 293 K. Salt effect derived from the effect of 0.6 mol L⁻¹ NaCl on solubility at 293 K.¹

- (1) Benkelberg, H. J.; Hamm, S.; Warneck, P. Henry's law coefficients for aqueous solutions of acetone, acetaldehyde and acetonitrile and equilibrium constants for the addition compounds of acetone and acetaldehyde with bisulfite. *J. Atmos. Chem.* **1995**, *20*, 17-34.
- (2) Hamm, S.; Hahn, J.; Helas, G.; Warneck, P. Acetonitrile in the troposphere: Residence time due to rainout and uptake by ocean. *Geophys. Res. Lett.* **1984**, *11*, 1207-1210.
- (3) Snider, J. R.; Dawson, G. A. Tropospheric light alcohols, carbonyls, and acetonitrile: Concentrations in the southwest United States and Henry's law data. *J. Geophys. Res.* **1985**, *90*, 3797-3805.

Note 23: Nitro compounds

[Back to Table](#)

Nitroalkanes (CH₃NO₂, C₂H₅NO₂, C₃H₇NO₂, and CH₃CH(NO₂)CH₃)

The recommended values are all taken from the work of Benes and Dohnal.¹ For nitromethane, the 298 K value from Rohrschneider⁹ is about 30% higher.

Alkyl nitrates (CH₃ONO₂, C₂H₅ONO₂, 1-C₃H₇ONO₂, 2-C₃H₇ONO₂, 1-C₄H₉ONO₂, 2-C₄H₉ONO₂)

The recommended values are all taken from the work of Kames and Schurath.⁷ The results of Luke et al.⁸ are in very good agreement for 1-butyl and 2-butyl nitrates, but the values reported by Hauff⁴ for 1- and 2-propyl and butyl nitrates by head-space chromatography are significantly (~50%) lower.

CH₃C(O)O₂NO₂ (PAN)

The results of Kames and Schurath⁷ and Frenzel et al.³ are close and were used for the recommendation. They are somewhat higher (~60%) than the single temperature point of Holdren et al.⁵ Kames and Schurath⁷ and Holdren et al.⁵ also measured hydrolysis rate constants. $K_s = 0.0807 \text{ M}^{-1}$ for NaCl at 293.2 K based on solubility in artificial sea water (~0.7 M).⁷

Bifunctional alkyl nitrates

(HOC₂H₄ONO₂, HOCH₂CH(ONO₂)CH₃, CH₃CH(OH)CH₂ONO₂, CH₃C(O)CH₂ONO₂)

The recommended values (at 293 K) are taken from the work of Kames and Schurath.⁶

CH₃CH(ONO₂)CH₂ONO₂, 1,2-propane dinitrate

Direct measurement at 293 K.⁶ A much lower value of 33 atm⁻¹ L⁻¹ mol was calculated from vapor pressure and solubility measurements.²

O₂NO₂CH₂CH₂CH₂ONO₂, 1,3-propane dinitrate

Calculated from vapor pressure and solubility measurements.² Note that the value for 1,2-propane dinitrate was much lower than that directly measured.

CCl₃NO₂, chloromethylnitrate (chloropicrin)

Measured by a stripping technique in water, 0.1 M and 0.2 M NaCl, and at pH 4.0 and 8.0 (buffered). All values were within the stated margin of error (± 0.3).¹⁰

- (1) Benes, M.; Dohnal, V. Limiting activity coefficients of some aromatic and aliphatic nitro compounds in water. *J. Chem. Eng. Data* **1999**, *44*, 1097-1102.
- (2) Fischer, R. G.; Ballschmiter, K. Prediction of the environmental distribution of alkyl dinitrates - Chromatographic determination of vapor pressure p(0), water solubility SH₂O, gas-water partition coefficient K-GW (Henry's law constant) and octanol-water partition coefficient K-OW. *Fresenius J. Anal. Chem.* **1998**, *360*, 769-776, doi:10.1007/s002160050803.
- (3) Frenzel, A.; Kutsuna, S.; Takeuchi, K.; Ibusuki, T. Solubility and reactivity of peroxyacetyl nitrate (PAN) in dilute aqueous salt solutions and in sulphuric acid. *Atmos. Environ.* **2000**, *34*, 3641-3544.
- (4) Hauff, K.; Fischer, R. G.; Ballschmiter, K. Determination of C₁ - C₅ alkyl nitrates in rain, snow, white frost, lake, and tap water by a combined codistillation head-space gas chromatography technique. Determination of Henry's law constants by head-space gc. *Chemosphere* **1998**, *37*, 2599-2615.
- (5) Holdren, M. W.; Spicer, C. W.; Hales, J. M. Peroxyacetyl nitrate solubility and decomposition rate in acidic water. *Atmos. Environ.* **1984**, *18*, 1171-1173.
- (6) Kames, J.; Schurath, U. Alkyl nitrates and bifunctional nitrates of atmospheric interest: Henry's law constants and their temperature dependencies. *J. Atmos. Chem.* **1992**, *15*, 79-95.
- (7) Kames, J.; Schurath, U. Henry's law and hydrolysis-rate constants for peroxyacyl nitrates (PANs) using a homogeneous gas-phase source. *J. Atmos. Chem.* **1995**, *21*, 151-164.
- (8) Luke, W. T.; Dickerson, R. R.; Nunnermacker, L. J. Direct measurements of the photolysis rate coefficients and Henry's law constants of several alkyl nitrates. *J. Geophys. Res.* **1989**, *94*, 14905-14921.
- (9) Rohrschneider, L. Solvent characterization by gas-liquid partition coefficients of selected solvents. *Anal. Chem.* **1973**, *45*, 1241-1247.
- (10) Worthington, E. K.; Wade, E. A. Henry's law coefficients of chloropicrin and methyl isothiocyanate. *Atmos. Environ.* **2007**, *41*, 5510-5515, doi:10.1016/j.atmosenv.2007.02.019.

Note 24: Haloacetones

[Back to Table](#)

CH₂FC(O)CH₃, fluoroacetone

Measured by a static approach.² The stated uncertainty was $\pm 0.08\%$.

CH₂ClC(O)CH₃, chloroacetone

Measured by a bubble-column technique.¹

CHCl₂C(O)CH₃, 1,1-dichloroacetone

Measured by a static approach.² The stated uncertainty was $\pm 0.06\%$.

CF₃C(O)CH₃, 1,1,1-trifluoroacetone

Measured by a bubble-column technique.¹

- (1) Betterton, E. A. The partitioning of ketones between the gas and aqueous phases. *Atmos. Environ.* **1991**, *25*, 1473-1477.

- (2) O'Farrell, C. E.; Waghorne, W. E. Henry's law constants of organic compounds in water and *n*-octane at $T = 293.2$ K. *J. Chem. Eng. Data* **2010**, *55*, 1655-1658, doi:10.1021/je900711h.

Note 25: Haloalcohols

[Back to Table](#)

CH₂FCH₂OH, fluoroethanol

Measured by a static approach.² The stated uncertainty was $\pm 0.17\%$.

CHF₂CH₂OH, 2,2-difluoroethanol

Measured by a static approach.² The stated uncertainty was $\pm 0.33\%$.

CF₃CH₂OH, CHF₂CF₂CH₂OH, CF₃CF₂CH₂OH

Measured using the equilibrium headspace technique.¹ Parameters derived through a linear fit to the reported data.

CHCl₂CH₂OH, 2,2-dichloroethanol

Measured by a static approach.² The stated uncertainty was $\pm 0.67\%$.

- (1) Chen, L.; Takenaka, N.; Bandow, H.; Maeda, Y. Henry's law constants for C₂-C₃ fluorinated alcohols and their wet deposition in the atmosphere. *Atmos. Environ.* **2003**, *37*, 4817-4822, doi:10.1016/j.atmosenv.2003.08.002.
- (2) O'Farrell, C. E.; Waghorne, W. E. Henry's law constants of organic compounds in water and *n*-octane at $T = 293.2$ K. *J. Chem. Eng. Data* **2010**, *55*, 1655-1658, doi:10.1021/je900711h.

Note 26: Haloaldehydes

[Back to Table](#)

CCl₃CHO 1,1,1-trichloroacetaldehyde (chloral). Apparent Henry's law constant measured by head-space analysis.¹ An intrinsic Henry's law constant of $14 \text{ mol L}^{-1} \text{ atm}^{-1}$ at 25°C was derived. Listed parameters from a refit to the data.

- (1) Betterton, E. A.; Hoffmann, M. R. Henry's law constants of some environmentally important aldehydes. *Environ. Sci. Technol.* **1988**, *22*, 1415-1418.

Note 27: Haloacids

[Back to Table](#)

CFH₂C(O)OH

Equilibrium partial pressure of the acid obtained using a stripping technique over a solution containing 0.15 mol kg^{-1} HBr to suppress dissociation. Reported values corrected for the effect on the activity of the solution.¹ Due to high toxicity, only a single determination was made for this acid.

CF₂HC(O)OH

Equilibrium partial pressure of the acid obtained using a stripping technique over a solution containing 0.15 to 6.0 mol kg^{-1} HBr to suppress dissociation.¹ Reported values corrected for the effect on the activity of the solution.

CF₃C(O)OH, trifluoroacetic acid

Values derived at 178, 288, and 298 K from the simultaneous measurement of the equilibrium partial pressures of TFA over aqueous solutions and the concentration of undissociated TFA in solution using total reflection IR spectroscopy.² The previous recommended value from the equilibrium partial pressure of the acid obtained using a stripping technique over a solution containing HBr to suppress dissociation, assuming a pK_a value of 0.47 at 298 K.¹ The results of Kutsuna and Hori suggest a pK_a value of 0.2. It has been pointed out that are large discrepancies in reported pK_a values for TFA, which are not fully understood.³

CClH₂C(O)OH and CCl₂HC(O)OH

Equilibrium partial pressure of the acid obtained using a stripping technique over a solution containing 0.15 to 6.0 mol kg^{-1} HBr to suppress dissociation. Reported values corrected for the effect on the activity of the solution.¹

CCl₃C(O)OH

Equilibrium partial pressure of the acid obtained using a stripping technique over a solution containing 0.25 to 6.0 mol kg⁻¹ HBr to suppress dissociation. Reported values corrected for the effect on the activity of the solution.¹

CClF₂C(O)OH and CBrF₂C(O)OH

Equilibrium partial pressure of the acid obtained using a stripping technique over a solution containing 0.15 to 6.0 mol kg⁻¹ HBr to suppress dissociation. Reported values corrected for the effect on the activity of the solution.¹

CBr₃C(O)OH

Equilibrium partial pressure of the acid obtained using a stripping technique over a solution containing 0.15 to 6.0 mol kg⁻¹ HBr to suppress dissociation. Reported values corrected for the effect on the activity of the solution.¹ Only a few measurements at 308 K and one at 298 K were made. The reported value of B is the mean of those for CF₃C(O)OOH and CCl₃C(O)OOH.¹

- (1) Bowden, D. J.; Clegg, S. L.; Brimblecombe, P. The Henry's law constants of the haloacetic acids. *J. Atmos. Chem.* **1998**, *29*, 85-107.
- (2) Kutsuna, S.; Hori, H. Experimental determination of Henry's law constants of trifluoroacetic acid at 278–298 K. *Atmos. Environ.* **2008**, *42*, 1399-1412, doi:10.1016/j.atmosenv.2007.11.009.
- (3) Milne, J. B. Trifluoroacetic acid. In *Acidic and Aprotic Solvents*; Lagowski, J. J., Ed.; Academic Press: New York, 1978; Vol. VB; pp 1.

Note 28: Haloacetates

[Back to Table](#)

CF₃C(O)OCH₃, methyl trifluoroacetate

Parameters derived from a linear fit to the reported data from a column-stripping study. A hydrolysis rate constant of 10^{5.3±2.0}exp[-(5.07 ± 1.27) × 10³/T s⁻¹ was also obtained.²

CF₃CH₂OC(O)H, 2,2,2-trifluoroethyl acetate

Value measured using a column-stripping method.¹

CH₃C(O)OCH₂CF₃, 2,2,2-trifluoroethyl acetate

Parameters derived from a linear fit to the reported data from a column-stripping study. The hydrolysis rate constant was too slow to measure.²

C₂H₅OC(O)CF₃, ethyl trifluoroacetate

Value measured using a column-stripping method¹

- (1) Kutsuna, S.; Chen, L.; Abe, T.; Mizukado, J.; Uchimaru, T.; Tokuhashi, K.; Sekiya, A. Henry's Law constant of 2,2,2-trifluoroethyl formate, ethyl trifluoroacetate, and non-fluorinated analogous esters. *Atmos. Environ.* **2005**, *39*, 5884-5892, doi:10.1016/j.atmosenv.2005.06.021.
- (2) Kutsuna, S.; Chen, L.; Ohno, K.; Tokuhashi, K.; Sekiya, A. Henry's Law constants and hydrolysis rate constants of 2,2,2-trifluoroethyl acetate and methyl trifluoroacetate. *Atmos. Environ.* **2004**, *38*, 725-732, doi:10.1016/j.atmosenv.2003.10.019.

Note 29: Halogens

[Back to Table](#)

Cl From the reduction potential $E^\circ(\text{Cl}/\text{Cl}^-) = (2.43 \pm 0.03) \text{ V}$, together with the Gibbs energy for the anion and the gas-phase atom. The potential was derived from an analysis of the reaction of OH with Cl⁻, yielding the equilibrium constant for $\text{OH} + \text{Cl}^- + \text{H}^+ \leftrightarrow \text{H}_2\text{O} + \text{Cl}$ ($K_{\text{eq}} = 1.1 \times 10^5 \text{ M}^{-2}$, corrected to a standard state of water at unit activity),⁸ and the reduction potential $E^\circ(\text{OH}^-, \text{H}^+/\text{H}_2\text{O}) = (2.73 \pm 0.02) \text{ V}$.⁷

Cl₂ Three-parameter refit to the recommendation of Battino.³ Two parameter fit gives A = 9.38 and B = 2090 K for the temperature range 283–313 K. A more recent study in which the chlorine solubility was determined by measuring the total molecular chlorine concentration in contact with pure chlorine gas resulted in values of 0.11 mol L⁻¹ atm⁻¹ at 10°C, 0.074 at 20°C, and 0.052 at 30°C.¹

Br₂ The results of Kelley and Tartar⁶ and Jenkins and King⁵ agree well below about 313 K, and with the 298 K point of Hill et al.⁴ Recommendation based on a two-parameter fit to all data at and below 308 K.

BrCl The recommendation is from the work of Barlett and Margerum.²

- (1) Aleta, E. M.; Roberts, P. V. Henry constant of molecular chlorine in aqueous solution *J. Chem. Eng. Data* **1986**, *31*, 51-53.
- (2) Barlett, W. P.; Margerum, D. W. Temperature dependencies of the Henry's law constant and the aqueous phase dissociation constant of bromine chloride. *Environ. Sci. Technol.* **1999**, *33*, 3410-3414.
- (3) Battino, R. Chlorine in water. In *Sulfur Dioxide, Chlorine, Fluorine and Chlorine Oxides*; Young, C. L., Ed.; Pergamon: Oxford, 1983; Vol. 12; pp 333-347.
- (4) Hill, J. O.; Worsley, I. G.; Helper, L. G. Calorimetric determination of the distribution coefficient and thermodynamic properties of bromine in water and carbon dioxide. *J. Phys. Chem.* **1968**, *72*, 3695-3697, doi:10.1021/j100856a066.
- (5) Jenkins, J.; King, M. B. Vapour-liquid equilibria for the system bromine/water at low bromine concentrations. *Chem. Engin. Sci.* **1965**, *20*, 921-922.
- (6) Kelley, C. M.; Tartar, H. V. On the system: bromine-water. *J. Am. Chem. Soc.* **1956**, *78*, 5752-5756, doi:10.1021/ja01603a010.
- (7) Schwarz, H. A.; Dodson, R. W. Equilibrium between hydroxyl radicals and thallium(II) and the oxidation potential of OH(aq). *J. Phys. Chem.* **1984**, *88*, 3643-3647, doi:10.1021/j150660a053.
- (8) Yu, X. Y.; Barker, J. R. Hydrogen peroxide photolysis in acidic aqueous solutions containing chloride ions. I. Chemical mechanism. *J. Phys. Chem. A* **2003**, 1325-1332, doi:10.1021/jp026666s.

Note 30: Inorganic Halogen Species

[Back to Table](#)

ClO From the reduction potential $E(\text{ClO}/\text{ClO}^-) = (1.41 \pm 0.02)\text{V}$, which is based on an equilibrium with carbonate at high pH and ionic strength.⁵ This was combined with the Gibbs energy of the anion and the gas-phase radical to obtain the free energy of solution. Due to the high ionic strength, 3 M, it was not possible to correct the potential value and obtain a reduction potential for the standard state. Thus, the derived Henry's law constant must be considered uncertain.

Cl₂O Fit to recommendation of Wilhelm et al.⁷ Data appear somewhat uncertain.

ClO₂ Two-parameter fit to the recommendation of Battino.¹

HOCl Huthwelker et al.⁶ analyzed the limited data for pure water from Blatchley et al.,² Holzwarth et al.,⁴ and the more extensive data for uptake by sulfuric acid from Hanson and Ravishankara,³ along with thermodynamic information, and obtained a consistent expression for the solubility of HOCl.

HOBr The Henry's law constant was estimated to be more than twice that of HOCl based on a study of the effective Henry's law constant for free bromine from a stripping column.²

- (1) Battino, R. Chlorine dioxide in water. In *Sulfur Dioxide, Chlorine, Fluorine and Chlorine Oxides*; Young, C. L., Ed.; Pergamon: Oxford, 1983; Vol. 12; pp 454-456.
- (2) Blatchley, E. R.; Johnson, R. W.; Alleman, J. E.; McCoy, W. F. Effective Henry's law constants for free chlorine and free bromine. *Water Research* **1991**, *26*, 99-106.
- (3) Hanson, D. R.; Ravishankara, A. R. Uptake of HCl and HOCl onto sulphuric acid: Solubilities, diffusivities and reaction. *J. Phys. Chem.* **1993**, *97*, 12309-12319.
- (4) Holzwarth, G.; Balmer, R. G.; Soni, L. The fate of chlorine and chloramines in cooling towers. *Water Research* **1984**, *18*, 1421-1427.
- (5) Huie, R. E.; Clifton, C. L.; Neta, P. Electron transfer reaction rates and equilibria of the carbonate and sulfate radical anions. *Radiation Phys. Chem.* **1991**, *38*, 477-481.

- (6) Huthwelker, T.; Peter, T.; Juo, B. P.; Clegg, S. L.; Carshaw, K. S.; Brimblecombe, P. Solubility of HOCl in water and aqueous H₂SO₄ to stratospheric temperatures. *J. Atmos. Chem.* **1995**, *21*, 81-95.
- (7) Wilhelm, E.; Battino, R.; Wilcock, R. J. Low-pressure solubility of gases in liquid water. *Chem. Rev.* **1977**, *77*, 219-262.

Note 31: Inorganic Sulfur Species

[Back to Table](#)

- SO₂** The recommendation of Battino¹ was accepted and refit to a three-parameter equation. The earlier recommendation of Edwards et al.³ is slightly lower. A two parameter fit gives $A = -9.53$ and $B = 2930$ K for the temperature range 278–298 K. New value of $h_{\text{SO}_2,0}$ from absorption equilibria studies in aqueous HCl and NaCl solutions.⁸ Temperature dependence, h_T , from the optimization of Weisberger and Schumpe.¹⁰
- H₂S** In the recommendation of Fogg,⁵ two expressions were given, representing the results above and below 283 K. The predicted values from these expressions were calculated, with the points at 283 K averaged, converted to the desired units, and then fit with the two- and three-parameter expressions. These are the recommended values. More recent results of Rinker and Sandall⁷ and Munder et al.⁶ are slightly lower; in these studies, the physical solubility of H₂S was determined through measurements involving aqueous solutions of glycols or amines, neutralized with HCl. The reported values of De Bruyn et al.² are significantly (~30%) lower. The earlier recommendation of Edwards et al.³ is very close to the recommendation of Fogg⁵ as is the recommendation of Yaws et al.¹² The room temperature point calculated from the NBS Thermodynamic tables Wagman et al.⁹ is also slightly lower. The work of De Bruyn et al.² covered also a wide range of NaCl and (NH₄)₂SO₄ concentration and of pH. Salt effect parameters taken from the optimization of Weisberger and Schumpe.¹⁰
- CS₂** The recommendation is from a fit to data of Elliott,⁴ who also present data in 0.5 mol L⁻¹ NaCl. The results of De Bruyn et al.² are significantly (50%) lower. The work of De Bruyn et al.² covered also a wide range of NaCl and (NH₄)₂SO₄ concentration and of pH. Salt effect parameters derived from the ratio of the solubility of CS₂ in water and 0.5 M NaCl.¹ At 278 K, $k_s = 0.184$ M⁻¹, compared to 0.150 M⁻¹ from the results of De Bruyn, et al. Note also De Bruyn, et al.² obtained $K_s = 0.410$ M⁻¹ for (NH₄)₂SO₄, whereas these parameters would predict 0.261 M⁻¹.
- COS** The reviews by Wilhelm et al.¹¹ and Yaws et al.¹² result in identical values over the low temperature range (<303 K) and are combined to generate the recommendation. The results of De Bruyn et al.² are somewhat (~25%) lower at the lower temperature range. The work of De Bruyn et al.² covered also a wide range of NaCl and (NH₄)₂SO₄ concentration and of pH.
- (1) Battino, R. Sulfur dioxide in water. In *Sulfur Dioxide, Chlorine, Fluorine and Chlorine Oxides*; Young, C. L., Ed.; Pergamon: Oxford, 1983; Vol. 12; pp 3-33.
 - (2) De Bruyn, W. J.; Swartz, E.; Hu, J. H.; Shorter, J. A.; Davidovits, P.; Worsnop, D. R.; Zahniser, M. S.; Kolb, C. E. Henry's law solubilities and Setchenow coefficients of biogenic reduced sulfur species obtained from gas-liquid uptake measurements. *J. Geophys. Res.* **1995**, *100*, 7245-7251.
 - (3) Edwards, T. J.; Maurer, G.; Newman, J.; Prausnitz, J. M. Vapor-liquid equilibria in multicomponent aqueous solutions of volatile weak electrolytes. *AIChE Journal* **1978**, *24*, 966-976.
 - (4) Elliott, S. The solubility of carbon disulfide vapor in natural aqueous systems. *Atmos. Environ.* **1989**, *23*, 1977-1980.
 - (5) Fogg, P. G. T. Hydrogen sulfide in water. In *Hydrogen Sulfide, Deuterium Sulfide and Hydrogen Selenide*; Fogg, P. G. T., Young, C. L., Eds.; Pergamon: Oxford, 1988; Vol. 32; pp 1-19.
 - (6) Munder, B.; Lidal, H.; Sandall, O. C. Physical solubility of hydrogen sulfide in aqueous solutions of 2-(*tert*-butylamino)ethanol. *J. Chem. Eng. Data* **2000**, *45*, 1201-1204, doi:10.1021/je000166f.

- (7) Rinker, E. B.; Sandall, O. C. Physical solubility of hydrogen sulfide in several aqueous solvents. *Can. J. Chem. Eng.* **2000**, *78*, 232-236.
- (8) Rodriguez-Sevilla, J.; Alvarez, M.; Liminana, G.; Diaz, M. C. Dilute SO₂ absorption equilibria in aqueous HCl and NaCl solutions at 298.15 K. *J. Chem. Eng. Data* **2002**, *47*, 1339-1345.
- (9) Wagman, D. D.; Evans, W. H.; Parker, V. B.; Schumm, R. H.; Halow, I.; Bailey, S. M.; Churney, K. L.; Nutall, R. L. The NBS tables of chemical thermodynamic properties. Selected values for inorganic and C₁ and C₂ organic substances in SI unites. *J. Phys. Chem. Ref. Data* **1982**, *11*, Suppl. No. 1.
- (10) Weisenberger, S.; Schumpe, A. Estimation of gas solubilities in salt solutions at temperatures from 273 K to 363 K. *AIChE Journal* **1996**, *42*, 298-300.
- (11) Wilhelm, E.; Battino, R.; Wilcock, R. J. Low-pressure solubility of gases in liquid water. *Chem. Rev.* **1977**, *77*, 219-262.
- (12) Yaws, C. L.; Hopper, J. R.; Wang, X.; Rathinsamy, A. K. Calculating solubility & Henry's Law constants for gases in water. *Chem. Eng.* **1999**, 102-105.

Note 32: Organic Sulfur Species

[Back to Table](#)

CH₃SH The recommendation is based on the data of Przyjazny et al.⁴ Results of De Bruyn et al.³ are about half the recommended value at 298 K. The work of De Bruyn et al.³ covered a wide range of pH and NaCl and (NH₄)₂SO₄ concentrations. At 298 K, they obtained K_s = 0.314 M⁻¹ for (NH₄)₂SO₄ and K_s = 0.143 M⁻¹ for NaCl. From the latter, we calculate h_G = 0.003 M⁻¹; the values for (NH₄)₂SO₄ from this work have tended to be high.

C₂H₅SH The recommendation is based on the data of Przyjazny et al.⁴ The results of Vitenberg⁶ are slightly lower than the extrapolated value at 293 K.

CH₃SCH₃ The recommendation is based on the values of Dacey et al.² The single temperature point of Wong and Wang⁸ and the higher temperature results of Przyjazny et al.⁴ are in good agreement. The results of De Bruyn et al.³ are about 30% lower. A more recent value of 0.47 M atm⁻¹ at 298 K, in good agreement with the value recommended here, was obtained by a dynamic gas stripping approach coupled to a mass spectrometer.⁵ The studies of Dacey et al.² and Wong and Wang⁸ were also carried out with seawater. The work of De Bruyn et al.³ covered also a wide range of NaCl and (NH₄)₂SO₄ concentration and of pH. Salt effect parameters based on the values of Dacey et al.² for Sargasso sea water from 0 to 29 C. The values for K_H obtained by Wong and Wang⁸ for sea water from 18 to 44 C are in good agreement. Dacey et al.² also measured K_H at 18 C for NaCl solutions up to 32%. For the 10–32% data, a value of K_s = 0.117 M⁻¹ can be derived, in good agreement with the predicted value of 0.113 M⁻¹. The 278 K value of K_s = 0.180 M⁻¹ obtained by De Bruyn et al.³ is somewhat larger. Note also the De Bruyn, et al.³ obtained K_s = 0.332 M⁻¹ for (NH₄)₂SO₄, whereas these values would predict 0.223.

CH₃SC₂H₅, C₂H₅SC₂H₅, CH₂CHCH₂SCH₃, higher alkyl sulfides

Obtained by a dynamic gas stripping approach coupled to a mass spectrometer.⁵ An uncertainty of ±0.03 M atm⁻¹ was estimated for CH₃SC₂H₅, of ±0.01 M atm⁻¹ for C₂H₅SC₂H₅, and ±0.02 M atm⁻¹ for CH₂CHCH₂SCH₃.

CH₃S(O)CH₃

The recommendation is from Watts and Brimblecombe⁷ cited by Allen et al.¹

CH₃NCS, methyl isothiocyanate

Measured by stripping technique in pure water.⁹ Measurements in NaCl and buffer solutions tended to be lower (0.1 M NaCl, 9 M atm⁻¹; 0.2 M, 7 M atm⁻¹).

CH₃SSCH₃ and C₂H₅SSC₂H₅

Obtained by a dynamic gas stripping approach coupled to a mass spectrometer.⁵ An uncertainty of ±0.04 M atm⁻¹ was estimated for CH₃SSCH₃ and ±0.03 M atm⁻¹ for C₂H₅SSC₂H₅.

- (1) Allen, H. C.; Gragson, D. E.; Richmond, G. L. Molecular structure and adsorption of dimethyl sulfoxide at the surface of aqueous solutions. *J. Phys. Chem. B* **1999**, *103*, 660-666.
- (2) Dacey, J. W. H.; Wakeham, S. G.; Howes, B. L. Henry's law constants for dimethylsulfide in freshwater and seawater. *Geophys. Res. Lett.* **1984**, *11*, 991-994.
- (3) De Bruyn, W. J.; Swartz, E.; Hu, J. H.; Shorter, J. A.; Davidovits, P.; Worsnop, D. R.; Zahniser, M. S.; Kolb, C. E. Henry's law solubilities and Šetchenow coefficients of biogenic reduced sulfur species obtained from gas-liquid uptake measurements. *J. Geophys. Res.* **1995**, *100*, 7245-7251.
- (4) Przyjazny, A.; Janicki, W.; Chrzanowski, W.; Staszewski, R. Headspace gas chromatographic determination of distribution coefficients of selected organosulfur compounds and their dependence on some parameters. *J. Chromatogr.* **1984**, *280*, 249-260.
- (5) Schuhfried, E.; Biasioli, F.; Aprea, E.; Cappellin, L.; Soukoulis, C.; Ferrigno, A.; Märk, T. D.; Gasperi, F. PTR-MS measurements and analysis of models for the calculation of Henry's law constants of monosulfides and disulfides. *Chemosphere* **2011**, *83*, 311-317, doi:10.1016/j.chemosphere.2010.12.051.
- (6) Vitenberg, A. G.; Ioffe, B. V.; Dimitrova, Z. S.; Butaeva, I. L. Determination of gas-liquid partition coefficients by means of gas chromatographic analysis. *J. Chromatog.* **1975**, *112*, 319-327.
- (7) Watts, S. F.; Brimblecombe, P. The Henry's law constant of dimethylsulfoxide. *Environ. Technol. Lett.* **1987**, *8*, 483-486.
- (8) Wong, P. K.; Wang, Y. H. Determination of the Henry's law constant for dimethyl sulfide in seawater. *Chemosphere* **1997**, *35*, 535-544.
- (9) Worthington, E. K.; Wade, E. A. Henry's law coefficients of chloropicrin and methyl isothiocyanate. *Atmos. Environ.* **2007**, *41*, 5510-5515, doi:10.1016/j.atmosenv.2007.02.019.

Note 33: Mercury Species

[Back to Table](#)

Hg, Mercury

A direct measurement of the partitioning between the gas and aqueous phases, carried out in the presence of added SnCl₂ as a reducing agent.¹

- (1) Andersson, M. E.; Gårdfeldt, K.; Wångberg, I.; Strömberg, D. Determination of Henry's law constant for elemental mercury. *Chemosphere* **2008**, *73*, 587-592, doi:10.1016/j.chemosphere.2008.05.067.

5.19 Bibliography – Table 5-4

- Aleta, E. M.; Roberts, P. V. Henry constant of molecular chlorine in aqueous solution *J. Chem. Eng. Data* **1986**, *31*, 51-53.
- Allen, H. C.; Gragson, D. E.; Richmond, G. L. Molecular structure and adsorption of dimethyl sulfoxide at the surface of aqueous solutions. *J. Phys. Chem. B* **1999**, *103*, 660-666.
- Allou, L.; El Maimouni, L.; Le Calvé, S. Henry's law constant measurements for formaldehyde and benzaldehyde as a function of temperature and water composition. *Atmos. Environ.* **2011**, *45*, 2991-2998, doi:10.1016/j.atmosenv.2010.05.044.
- Altschuh, J.; Bruggemann, R.; Santl, H.; Eichinger, G.; Piringer, O. G. Henry's law constants for a diverse set of organic chemicals: Experimental determination and comparison of estimation methods. *Chemosphere* **1999**, *39*, 1871-1887.
- Andersson, M. E.; Gårdfeldt, K.; Wängberg, I.; Strömberg, D. Determination of Henry's law constant for elemental mercury. *Chemosphere* **2008**, *73*, 587-592, doi:10.1016/j.chemosphere.2008.05.067.
- Barlett, W. P.; Margerum, D. W. Temperature dependencies of the Henry's law constant and the aqueous phase dissociation constant of bromine chloride. *Environ. Sci. Technol.* **1999**, *33*, 3410-3414.
- Battino, R. Nitrous oxide in water. In *Oxides of Nitrogen*; Young, C. L., Ed.; Pergamon: Oxford, 1981; Vol. 8; pp 1-22.
- Battino, R. Oxygen in water. In *Oxygen and Ozone*; Battino, R., Ed.; Pergamon: Oxford, 1981; Vol. 7; pp 1-5.
- Battino, R. Nitrogen in water. In *Nitrogen and Air*; Battino, R., Ed.; Pergamon: Oxford, 1982; Vol. 10; pp 1-29.
- Battino, R. Chlorine dioxide in water. In *Sulfur Dioxide, Chlorine, Fluorine and Chlorine Oxides*; Young, C. L., Ed.; Pergamon: Oxford, 1983; Vol. 12; pp 454-456.
- Battino, R. Chlorine in water. In *Sulfur Dioxide, Chlorine, Fluorine and Chlorine Oxides*; Young, C. L., Ed.; Pergamon: Oxford, 1983; Vol. 12; pp 333-347.
- Battino, R. Sulfur dioxide in water. In *Sulfur Dioxide, Chlorine, Fluorine and Chlorine Oxides*; Young, C. L., Ed.; Pergamon: Oxford, 1983; Vol. 12; pp 3-33.
- Battino, R. Methane in water. In *Methane*; Clever, H. L., Young, C. L., Eds.; Pergamon: Oxford, 1987; Vol. 27/28; pp 1-44.
- Ben-Naim, A.; Battino, R. Solubilization of methane, ethane, propane and n-butane in aqueous solutions of sodium dodecylsulfate. *J. Sol. Chem.* **1985**, *14*, 245-253.
- Benes, M.; Dohnal, V. Limiting activity coefficients of some aromatic and aliphatic nitro compounds in water. *J. Chem. Eng. Data* **1999**, *44*, 1097-1102.
- Benkelberg, H. J.; Hamm, S.; Warneck, P. Henry's law coefficients for aqueous solutions of acetone, acetaldehyde and acetonitrile and equilibrium constants for the addition compounds of acetone and acetaldehyde with bisulfite. *J. Atmos. Chem.* **1995**, *20*, 17-34.
- Benson, B. B.; Krause, D.; Peterson, M. A. The solubility and isotope fractionation of gases in dilute aqueous solution. 1. Oxygen. *J. Sol. Chem.* **1979**, *8*, 655-690.
- Bernauer, M.; Dohnal, V. Temperature dependence of air-water partitioning of N-methylated (C1 and C2) fatty acid amides. *J. Chem. Eng. Data* **2008**, *53*, 2622-2631, doi:10.1021/je800517r.
- Betterton, E. A. The partitioning of ketones between the gas and aqueous phases. *Atmos. Environ.* **1991**, *25*, 1473-1477.
- Betterton, E. A.; Hoffmann, M. R. Henry's law constants of some environmentally important aldehydes. *Environ. Sci. Technol.* **1988**, *22*, 1415-1418.
- Betterton, E. A.; Robinson, J. L. Henry's law coefficient of hydrazoic acid. *J. Air Waste Manage. Assoc.* **1997**, *47*, 1216-1219.
- Blatchley, E. R.; Johnson, R. W.; Alleman, J. E.; McCoy, W. F. Effective Henry's law constants for free chlorine and free bromine. *Water Research* **1991**, *26*, 99-106.
- Boggs, J. E.; Buck, A. E., Jr. The solubility of some chloromethanes in water. *J. Phys. Chem.* **1958**, *62*, 1459-1461.
- Bowden, D. J.; Clegg, S. L.; Brimblecombe, P. The Henry's law constants of the haloacetic acids. *J. Atmos. Chem.* **1998**, *29*, 85-107.
- Burnett, M. G. Determination of partition coefficients at infinite dilution by the gas chromatographic analysis of the vapor above dilute solutions. *Anal. Chem.* **1963**, *35*, 1567-1570.
- Butler, J. V. A.; Ramchandani, C. N.; Thomson, D. W. The solubility of non-electrolytes. Part 1. The free energy of hydration of some aliphatic alcohols. *J. Chem. Soc.* **1935**, 280-285.

- Buxton, G. V.; Salmon, G. A.; Wang, J. The equilibrium $\text{NO}_3 + \text{Cl}^- \rightleftharpoons \text{NO}_3^- + \text{Cl}$: A laser flash photolysis and pulse radiolysis study of the reactivity of NO_3 with chloride ion in aqueous solution. *Phys. Chem. Chem. Phys.* **1999**, *1*, 3589-3593.
- Cappa, C. D.; Lovejoy, E. R.; Ravishankara, A. R. Evidence for liquid-like and nonideal behavior of a mixture of organic aerosol components. *Proc. Nat. Acad. Sci.* **2008**, *105*, 18687-18691, doi:10.1073/pnas.0802144105.
- Carroll, J. J.; Slupsky, J. D.; Mather, A. E. The solubility of carbon dioxide in water at low pressure. *J. Phys. Chem. Ref. Data* **1991**, *20*, 1201-1209.
- Chang, W.-K.; Criddle, C. S. Biotransformation of HCFC-22, HCFC-142b, HCFC-123, and HFC-134a by methanotropic mixed culture MM1. *Biodegradation* **1995**, *6*, 2-9.
- Chen, F.; Freedman, D. L.; Falta, R. W.; Murdoch, L. C. Henry's law constants of chlorinated solvents at elevated temperatures. *Chemosphere* **2012**, *86*, 156-165, doi:10.1016/j.chemosphere.2011.10.004.
- Chen, L.; Takenaka, N.; Bandow, H.; Maeda, Y. Henry's law constants for C_2 - C_3 fluorinated alcohols and their wet deposition in the atmosphere. *Atmos. Environ.* **2003**, *37*, 4817-4822, doi:10.1016/j.atmosenv.2003.08.002.
- Cheung, J. L.; Li, Y. Q.; Boniface, J.; Shi, Q.; Davidovits, P.; Worsnop, D.; Jayne, J. T.; Kolb, C. E. Heterogeneous interactions of NO_2 with aqueous surfaces. *J. Phys. Chem. A* **2000**, *104*, 2655-2662, doi:10.1021/jp992929f.
- Christie, A. O.; Crisp, D. J. Activity coefficients of the n-primary, secondary, and tertiary amines in aqueous solution. *J. Appl. Chem.* **1967**, *17*, 11-14.
- Cimetiere, N.; De Laat, J. Henry's law constant of N,N-dichloromethylamine: application to the contamination of the atmosphere of indoor swimming pools. *Chemosphere* **2009**, *77*, 465-470, doi:10.1016/j.chemosphere.2009.07.056.
- Clegg, S. L.; Brimblecombe, P. Solubility of ammonia in pure aqueous and multicomponent solutions. *J. Phys. Chem.* **1989**, *93*, 7237-7248, doi:10.1021/j100357a041.
- Compernelle, S.; Müller, J. F. Henry's law constants of diacids and hydroxy polyacids: recommended values. *Atmos. Chem. Phys.* **2014**, *14*, 2699-2712, doi:10.5194/acp-14-2699-2014.
- Compernelle, S.; Müller, J. F. Henry's law constants of polyols. *Atmos. Chem. Phys.* **2014**, *14*, 12815-12837, doi:10.5194/acpd-14-13529-2014.
- Dacey, J. W. H.; Wakeham, S. G.; Howes, B. L. Henry's law constants for dimethylsulfide in freshwater and seawater. *Geophys. Res. Lett.* **1984**, *11*, 991-994.
- Dasgupta, P. K.; Dong, S. Solubility of ammonia in liquid water and generation of trace levels of standard gaseous ammonia. *Atmos. Environ.* **1986**, *20*, 565-570.
- De Bruyn, W. J.; Swartz, E.; Hu, J. H.; Shorter, J. A.; Davidovits, P.; Worsnop, D. R.; Zahniser, M. S.; Kolb, C. E. Henry's law solubilities and Setchenow coefficients of biogenic reduced sulfur species obtained from gas-liquid uptake measurements. *J. Geophys. Res.* **1995**, *100*, 7245-7251.
- Dohnal, V.; Fenclova, D.; Vrbka, P. Temperature dependences of limiting activity coefficients, Henry's law constants, and derivative infinite dilution properties of lower (C_1 - C_5) 1-alkanols in water. Critical compilation, correlation, and recommended data. *J. Phys. Chem. Ref. Data* **2006**, *35*, 1621-1651, doi:10.1063/1.220335.
- Dohnal, V.; Vrbka, P.; Řehák, K.; Böhme, A.; Paschke, A. Activity coefficients and partial molar excess enthalpies at infinite dilution for four esters in water. *Fluid Phase Equilibria* **2010**, *295*, 194-200, doi:10.1016/j.fluid.2010.05.010.
- Edwards, T. J.; Maurer, G.; Newman, J.; Prausnitz, J. M. Vapor-liquid equilibria in multicomponent aqueous solutions of volatile weak electrolytes. *AIChE Journal* **1978**, *24*, 966-976.
- Elliott, S. The solubility of carbon disulfide vapor in natural aqueous systems. *Atmos. Environ.* **1989**, *23*, 1977-1980.
- Fenclová, D.; Dohnal, V.; Vrbka, P.; Laštovka, V. Temperature dependence of limiting activity coefficients, Henry's Law constants, and related infinite dilution properties of branched (C_3 and C_4) alkanols in water. Measurement, critical compilation, correlation, and recommended data. *J. Chem. Eng. Data* **2007**, *52*, 989-1002, doi:10.1021/jc600567z.
- Fischer, R. G.; Ballschmiter, K. Prediction of the environmental distribution of alkyl dinitrates - Chromatographic determination of vapor pressure $p(0)$, water solubility SH_2O , gas-water partition coefficient K-GW (Henry's law constant) and octanol-water partition coefficient K-OW. *Fresenius J. Anal. Chem.* **1998**, *360*, 769-776, doi:10.1007/s002160050803.
- Fogg, P. G. T. Hydrogen sulfide in water. In *Hydrogen Sulfide, Deuterium Sulfide and Hydrogen Selenide*; Fogg, P. G. T., Young, C. L., Eds.; Pergamon: Oxford, 1988; Vol. 32; pp 1-19.

- Fogg, P. G. T.; Bligh, S. A.; Derrick, M. E.; Yampol'skii, Y. P.; Clever, H. L.; Skrzecz, A.; Young, C. L. IUPAC-NIST solubility data series. 76. Solubility of ethyne in liquids. *J. Phys. Chem. Ref. Data* **2002**, *30*, 1693-1876, doi:10.1063/1.1397768.
- Frenzel, A.; Kutsuna, S.; Takeuchi, K.; Ibusuki, T. Solubility and reactivity of peroxyacetyl nitrate (PAN) in dilute aqueous salt solutions and in sulphuric acid. *Atmos. Environ.* **2000**, *34*, 3641-3544.
- Friant, S. L.; Suffet, I. H. Interactive effects of temperature, salt concentration, and pH on head space analysis for isolating volatile trace organics in aqueous environmental samples. *Anal. Chem.* **1979**, *51*, 2167-2176.
- Hales, J. M.; Drewes, D. R. Solubility of ammonia in water at low concentrations. *Atmos. Environ.* **1979**, *13*, 1133-1147.
- Hamm, S.; Hahn, J.; Helas, G.; Warneck, P. Acetonitrile in the troposphere: Residence time due to rainout and uptake by ocean. *Geophys. Res. Lett.* **1984**, *11*, 1207-1210.
- Hanson, D. R.; Ravishankara, A. R. Uptake of HCl and HOCl onto sulphuric acid: Solubilities, diffusivities and reaction. *J. Phys. Chem.* **1993**, *97*, 12309-12319.
- Haruta, A.; Jiao, W.; Chen, W.; Chang, A. C.; Gan, J. Evaluating Henry's law constant of N-nitrosodimethylamine (NDMA). *Water Sci. Tech.* **2011**, *64*, 1636-1641, doi:10.2166/wst.2011.742.
- Hauff, K.; Fischer, R. G.; Ballschmiter, K. Determination of C₁ - C₅ alkyl nitrates in rain, snow, white frost, lake, and tap water by a combined codistillation head-space gas chromatography technique. Determination of Henry's law constants by head-space gc. *Chemosphere* **1998**, *37*, 2599-2615.
- Hill, J. O.; Worsley, I. G.; Helper, L. G. Calorimetric determination of the distribution coefficient and thermodynamic properties of bromine in water and carbon dioxide. *J. Phys. Chem.* **1968**, *72*, 3695-3697, doi:10.1021/j100856a066.
- Hoff, J. T.; Mackay, D.; Gillham, R.; Shiu, W. Y. Partitioning of organic chemicals at the air-water interface in environmental systems. *Environ. Sci. Technol.* **1993**, *27*, 2174-2180.
- Holdren, M. W.; Spicer, C. W.; Hales, J. M. Peroxyacetyl nitrate solubility and decomposition rate in acedic water. *Atmos. Environ.* **1984**, *18*, 1171-1173.
- Holzwarth, G.; Balmer, R. G.; Soni, L. The fate of chlorine and chloramines in cooling towers. *Water Research* **1984**, *18*, 1421-1427.
- Huang, D.; Chen, Z. Reinvestigation of the Henry's law constant for hydrogen peroxide with temperature and acidity variation. *J. Environ. Sci.* **2010**, *22*, 570-574, doi:10.1016/S1001-0742(09)60147-9.
- Huie, R. E.; Clifton, C. L.; Neta, P. Electron transfer reaction rates and equilibria of the carbonate and sulfate radical anions. *Radiation Phys. Chem.* **1991**, *38*, 477-481.
- Huisman, A. J.; Krieger, U. K.; Zuend, A.; Marcolli, C.; Peter, T. Vapor pressures of substituted polycarboxylic acids are much lower than previously reported. *Atmos. Chem. Phys.* **2013**, *13*, 6647-6662, doi:10.5194/acp-13-6647-2013.
- Huthwelker, T.; Peter, T.; Juo, B. P.; Clegg, S. L.; Carshaw, K. S.; Brimblecombe, P. Solubility of HOCl in water and aqueous H₂SO₄ to stratospheric temperatures. *J. Atmos. Chem.* **1995**, *21*, 81-95.
- Hwang, H.; Dasgupta, P. K. Thermodynamics of the hydrogen peroxide-water system. *Environ. Sci. Technol.* **1985**, *19*, 255-258.
- Ip, H. S. S.; Huang, X. H. H.; Yu, J. Z. Effective Henry's law constants of glyoxal, glyoxylic acid, and glycolic acid. *Geophys. Res. Lett.* **2009**, *36*, L01802, doi:10.1029/2008GL036212.
- Iraci, L. T.; Baker, B. M.; Tyndall, G. S.; Orlando, J. J. Measurements of the Henry's law coefficients of 2-methyl-3-buten-2-ol, methacrolein, and methylvinyl ketone. *J. Atmos. Chem.* **1999**, *33*, 321-330.
- Jenkins, J.; King, M. B. Vapour-liquid equilibria for the system bromine/water at low bromine concentrations. *Chem. Engin. Sci.* **1965**, *20*, 921-922.
- Johnson, B. J.; Betterton, E. A.; Craig, D. Henry's law coefficients of formic and acetic acids. *J. Atmos. Chem.* **1996**, *24*, 113-119.
- Kames, J.; Schurath, U. Alkyl nitrates and bifunctional nitrates of atmospheric interest: Henry's law constants and their temperature dependencies. *J. Atmos. Chem.* **1992**, *15*, 79-95.
- Kames, J.; Schurath, U. Henry's law and hydrolysis-rate constants for peroxyacyl nitrates (PANs) using a homogeneous gas-phase source. *J. Atmos. Chem.* **1995**, *21*, 151-164.
- Kelley, C. M.; Tartar, H. V. On the system: bromine-water. *J. Am. Chem. Soc.* **1956**, *78*, 5752-5756, doi:10.1021/ja01603a010.
- Khan, I.; Brimblecombe, P.; Clegg, S. L. Solubilities of pyruvic acid and the lower (C₁ -C₆) carboxylic acids. Experimental determination of equilibrium vapour pressures above pure aqueous and salt solutions. *J. Atmos. Chem.* **1995**, *22*, 285-302.

- Kim, Y.-H.; Kim, K.-Y. Recent advances in thermal desorption-gas chromatography-mass spectrometry method to eliminate the matrix effect between air and water samples: Application to the accurate determination of Henry's law constant. *J. Chromatog. A* **2014**, *1342*, 78-85, doi:10.1016/j.chroma.2014.03.040.
- Kutsuna, S.; Chen, L.; Abe, T.; Mizukado, J.; Uchimaru, T.; Tokuhashi, K.; Sekiya, A. Henry's Law constant of 2,2,2-trifluoroethyl formate, ethyl trifluoroacetate, and non-fluorinated analogous esters. *Atmos. Environ.* **2005**, *39*, 5884-5892, doi:10.1016/j.atmosenv.2005.06.021.
- Kutsuna, S.; Chen, L.; Ohno, K.; Tokuhashi, K.; Sekiya, A. Henry's Law constants and hydrolysis rate constants of 2,2,2-trifluoroethyl acetate and methyl trifluoroacetate. *Atmos. Environ.* **2004**, *38*, 725-732, doi:10.1016/j.atmosenv.2003.10.019.
- Kutsuna, S.; Hori, H. Experimental determination of Henry's law constants of trifluoroacetic acid at 278–298 K. *Atmos. Environ.* **2008**, *42*, 1399-1412, doi:10.1016/j.atmosenv.2007.11.009.
- Lind, J. A.; Kok, G. L. Henry's law determinations for aqueous solutions of hydrogen peroxide, methylhydroperoxide, and peroxyacetic acid. *J. Geophys. Res.* **1986**, *91*, 7889-7895.
- Lind, J. A.; Kok, G. L. Correction to "Henry's law determinations for aqueous solutions of hydrogen peroxide, methylhydroperoxide, and peroxyacetic acid". *J. Geophys. Res.* **1994**, *99*, 21119.
- Luke, W. T.; Dickerson, R. R.; Nunnermacker, L. J. Direct measurements of the photolysis rate coefficients and Henry's law constants of several alkyl nitrates. *J. Geophys. Res.* **1989**, *94*, 14905-14921.
- Magi, L.; Schweitzer, F.; Pallares, C.; Cherif, S.; Mirabel, P.; George, C. Investigation of the uptake rate of ozone and methyl hydroperoxide by water surfaces. *J. Phys. Chem. A* **1997**, *4*, 4943-4948.
- Meisel, D.; Czapski, G. One-electron transfer equilibria and redox potentials of radicals studied by pulse radiolysis. *J. Phys. Chem.* **1975**, *79*, 1503-1509.
- Milne, J. B. Trifluoroacetic acid. In *Acidic and Aprotic Solvents*; Lagowski, J. J., Ed.; Academic Press: New York, 1978; Vol. VB; pp 1.
- Munder, B.; Lidal, H.; Sandall, O. C. Physical solubility of hydrogen sulfide in aqueous solutions of 2-(*tert*-butylamino)ethanol. *J. Chem. Eng. Data* **2000**, *45*, 1201-1204, doi:10.1021/je000166f.
- Nozière, B.; Riemer, D. D. The chemical processing of gas-phase carbonyl compounds by sulfuric acid aerosols: 2,4-pentanedione. *Atmos. Environ.* **2003**, *37*, 841-851.
- O'Farrell, C. E.; Waghorne, W. E. Henry's law constants of organic compounds in water and *n*-octane at $T = 293.2$ K. *J. Chem. Eng. Data* **2010**, *55*, 1655-1658, doi:10.1021/je900711h.
- O'Sullivan, D. W.; Lee, M.; Noone, B. C.; Heikes, B. G. Henry's law constant determinations for hydrogen peroxide, methyl hydroperoxide, hydroxymethyl hydroperoxide, ethyl hydroperoxide, and peroxyacetic acid. *J. Phys. Chem.* **1996**, *100*, 3241-3247, doi:10.1021/jp951168n.
- Parker, V. D. The reversible reduction potential of the proton in water and in non-aqueous solvents. *Acta Chem. Scand.* **1992**, *46*, 692-694.
- Poskrebyshev, G. A.; Huie, R. E.; Neta, P. The rate and equilibrium constants for the reaction $\text{NO}_3 + \text{Cl}^- \rightleftharpoons \text{NO}_3^- + \text{Cl}$ in aqueous solution. *J. Phys. Chem. A* **2003**, *107*, 1964-1970, doi:10.1021/jp0215724.
- Przyjazny, A.; Janicki, W.; Chrzanowski, W.; Staszewski, R. Headspace gas chromatographic determination of distribution coefficients of selected organosulfur compounds and their dependence on some parameters. *J. Chromatogr.* **1984**, *280*, 249-260.
- Rettich, T. R.; Battino, R.; Wilhelm, E. Solubility of gases in liquids. 15. High-precision determination of Henry coefficients for carbon-monoxide in liquid water at 278 K to 323 K. *Ber. Bunsenges. Phys. Chem.* **1982**, *86*, 1128-1132.
- Rettich, T. R.; Battino, R.; Wilhelm, E. Solubility of gases in liquids. 22. High-precision determination of Henry's law constants of oxygen in liquid water from $T = 274$ K to $T = 328$ K. *J. Chem. Thermo.* **2000**, *32*, 1145-1156, doi:10.1006/jcht.1999.0581.
- Rinker, E. B.; Sandall, O. C. Physical solubility of hydrogen sulfide in several aqueous solvents. *Can. J. Chem. Eng.* **2000**, *78*, 232-236.
- Rischbieter, E.; Stein, H.; Schumpe, A. Ozone solubilities in water and aqueous salt solutions. *J. Chem. Eng. Data* **2000**, *45*, 338-340.
- Rodriguez-Sevilla, J.; Alvarez, M.; Liminana, G.; Diaz, M. C. Dilute SO_2 absorption equilibria in aqueous HCl and NaCl solutions at 298.15 K. *J. Chem. Eng. Data* **2002**, *47*, 1339-1345.
- Roduner, E.; Bartels, D. M. Solvent and isotope effects on addition of atomic hydrogen to benzene in aqueous solution. *Ber. Bunsenges. Phys. Chem.* **1992**, *96*, 1037-1042.
- Rohrschneider, L. Solvent characterization by gas-liquid partition coefficients of selected solvents. *Anal. Chem.* **1973**, *45*, 1241-1247.
- Rudich, Y.; Talukdar, R. K.; Ravishankara, A. R.; Fox, R. W. Reactive uptake of NO_3 on pure water and ionic solutions. *J. Geophys. Res.* **1996**, *101*, 21023-21031.

- Scheer, V.; Frenzel, A.; Behnke, W.; Zetsch, C.; Magi, L.; George, C.; Mirabel, P. Uptake of nitrosyl chloride (NOCl) by aqueous solutions. *J. Phys. Chem. A* **1997**, *101*, 9359-9366.
- Schuhfried, E.; Biasioli, F.; Aprea, E.; Cappellin, L.; Soukoulis, C.; Ferrigno, A.; Märk, T. D.; Gasperi, F. PTR-MS measurements and analysis of models for the calculation of Henry's law constants of monosulfides and disulfides. *Chemosphere* **2011**, *83*, 311-317, doi:10.1016/j.chemosphere.2010.12.051.
- Schwartz, S. E. Gas- and aqueous phase chemistry of HO₂ in liquid water clouds. *J. Geophys. Res.* **1984**, *89*, 11589-11598.
- Schwartz, S. E.; White, W. H. In *Trace Atmospheric Species. Properties, Transformations and Fates*; Schwartz, S. E., Ed.; John Wiley & Sons: New York, 1983; Vol. 12; pp 1-116.
- Schwarz, H. A.; Dodson, R. W. Equilibrium between hydroxyl radicals and thallium(II) and the oxidation potential of OH(aq). *J. Phys. Chem.* **1984**, *88*, 3643-3647, doi:10.1021/j150660a053.
- Seyfioglu, R.; Odabasi, M. Determination of Henry's Law constant of formaldehyde as a function of temperature: Application to air-water exchange in Tahtali Lake in Izmir, Turkey. *Environ. Monit. Assess.* **2007**, *128*, 343-349.
- Shi, Q.; Davidovits, P.; Jayne, J. T.; Worsnop, D. R.; Kolb, C. E. Uptake of gas-phase ammonia. 1. Uptake by aqueous surfaces as a function of pH. *J. Phys. Chem. A* **1999**, *103*, 8812-8823.
- Snider, J. R.; Dawson, G. A. Tropospheric light alcohols, carbonyls,, and acetonitrile: Concentrations in the southwest United States and Henry's law data. *J. Geophys. Res.* **1985**, *90*, 3797-3805.
- Soonsin, V.; Zardini, A. A.; Marcolli, C.; Zuend, A.; Krieger, U. K. The vapor pressures and activities of dicarboxylic acids reconsidered: the impact of the physical state of the aerosol. *Atmos. Chem. Phys.* **2010**, *10*, 11753-11767, doi:10.5194/acp-10-11753-2010.
- Staffelbach, T. A.; Kok, G. L. Henry's law constants for aqueous solutions of hydrogen peroxide and hydroxymethyl hydroperoxide. *J. Geophys. Res.* **1993**, *98*, 12713-12717.
- Staudinger, J.; Roberts, P. V. A critical compilation of Henry's law constant temperature dependence relations for organic compounds in dilute aqueous solutions. *Chemosphere* **2001**, *44*, 561-576.
- Strekowski, R. S.; George, C. Measurement of Henry's Law constants for acetone, 2-butanone, 2,3-butanedione, and isobutyraldehyde using a horizontal flow reactor. *J. Chem. Eng. Data* **2005**, *50*, 804-810, doi:10.1021/je034137r.
- Thomas, K.; Volz-Thomas, A.; Mihelcic, D.; Smit, H. G. J.; Kley, D. On the exchange of NO₃ radicals with aqueous solutions: Solubility and sticking coefficient. *J. Atmos. Chem.* **1998**, *29*, 17-43.
- Villalta, P. W.; Lovejoy, E. R.; Hanson, D. R. Reaction probability of peroxyacetyl radical on aqueous surfaces. *Geophys. Res. Lett.* **1996**, *23*, 1765-1768.
- Vitenberg, A. G.; Ioffe, B. V.; Dimitrova, Z. S.; Butaeva, I. L. Determination of gas-liquid partition coefficients by means of gas chromatographic analysis. *J. Chromatog.* **1975**, *112*, 319-327.
- Wagman, D. D.; Evans, W. H.; Parker, V. B.; Schumm, R. H.; Halow, I.; Bailey, S. M.; Churney, K. L.; Nutall, R. L. The NBS tables of chemical thermodynamic properties. Selected values for inorganic and C₁ and C₂ organic substances in SI unites. *J. Phys. Chem. Ref. Data* **1982**, *11*, Suppl. No. 1.
- Wardman, P. The reduction potential of benzyl viologen: An important reference compound for oxidant/radical redox couples. *Free Rad. Res. Comm.* **1991**, *14*, 57-67.
- Warneck, P. A note on the temperature dependence of Henry's Law coefficients for methanol and ethanol. *Atmos. Environ.* **2006**, *40*, 7146-7151, doi:10.1016/j.atmosenv.2006.06.024.
- Warneck, P. A review of Henry's law coefficients for chlorine-containing C₁ and C₂ hydrocarbons. *Chemosphere* **2007**, *69*, 347-361, doi:10.1016/j.chemosphere.2007.04.088.
- Watts, S. F.; Brimblecombe, P. The Henry's law constant of dimethylsulfoxide. *Environ. Technol. Lett.* **1987**, *8*, 483-486.
- Weisenberger, S.; Schumpe, A. Estimation of gas solubilities in salt solutions at temperatures from 273 K to 363 K. *AIChE Journal* **1996**, *42*, 298-300.
- Wilhelm, E.; Battino, R.; Wilcock, R. J. Low-pressure solubility of gases in liquid water. *Chem. Rev.* **1977**, *77*, 219-262.
- Wong, P. K.; Wang, Y. H. Determination of the Henry's law constant for dimethyl sulfide in seawater. *Chemosphere* **1997**, *35*, 535-544.
- Worthington, E. K.; Wade, E. A. Henry's law coefficients of chloropicrin and methyl isothiocyanate. *Atmos. Environ.* **2007**, *41*, 5510-5515, doi:10.1016/j.atmosenv.2007.02.019.
- Yaws, C. L.; Hopper, J. R.; Wang, X.; Rathinsamy, A. K. Calculating solubility & Henry's Law constants for gases in water. *Chem. Eng.* **1999**, 102-105.

- Yoshizumi, K.; Aoki, K.; Nouchi, I.; Okita, T.; Kobayashi, T.; Kamakura, S.; Tajima, M. Measurements of the concentrations in rainwater and of the Henry's Law constant of hydrogen peroxide. *Atmos. Environ.* **1984**, *18*, 395-401.
- Yu, X. Y.; Barker, J. R. Hydrogen peroxide photolysis in acidic aqueous solutions containing chloride ions. I. Chemical mechanism. *J. Phys. Chem. A* **2003**, 1325-1332, doi:10.1021/jp026666s.
- Zheng, D.-Q.; Guo, T.-M.; Knapp, H. Experimental and modeling studies on the solubility of CO₂, CHClF₂, CHF₃, C₂H₂F₄ and C₂H₄F₂ in water and aqueous NaCl solutions under low pressures *Fluid Phase Equilibria* **1997**, *129*, 197-209.
- Zhou, X.; Lee, Y. N. Aqueous solubility and reaction kinetics of hydroxymethyl hydroperoxide. *J. Phys. Chem.* **1992**, *96*, 265-272, doi:10.1021/j100180a051.
- Zhou, X.; Mopper, K. Apparent partition coefficients of 15 carbonyl compounds between air and seawater and between air and freshwater; Implications for air-sea exchange. *Environ. Sci. Technol.* **1990**, *24*, 1864-1869.

Table 5-5. Ion-Specific Schumpe Parameters

Cation	h_i^c		Anion	h_i^a
H ⁺	0		OH ⁻	0.0839
Li ⁺	0.0754		HS ⁻	0.0851
Na ⁺	0.1143		F ⁻	0.092
K ⁺	0.0922		Cl ⁻	0.0318
Rb ⁺	0.0839		Br ⁻	0.0269
Cs ⁺	0.0759		I ⁻	0.0039
NH ₄ ⁺	0.0556		NO ₂ ⁻	0.0795
Mg ²⁺	0.1694		NO ₃ ⁻	0.0128
Ca ²⁺	0.1762		ClO ₃ ⁻	0.1348
Sr ²⁺	0.1881		BrO ₃ ⁻	0.1116
Ba ²⁺	0.2168		IO ₃ ⁻	0.0913
Mn ²⁺	0.1463		ClO ₄ ⁻	0.0492
Fe ²⁺	0.1523		IO ₄ ⁻	0.1464
Co ²⁺	0.168		CN ⁻	0.0679
Ni ²⁺	0.1654		SCN ⁻	0.0627
Cu ²⁺	0.1675		HCrO ₄ ⁻	0.0401
Zn ²⁺	0.1537		HCO ₃ ⁻	0.0549
Cd ²⁺	0.1869		CO ₃ ²⁻	0.1423
Al ³⁺	0.2174		HPO ₄ ²⁻	0.1499
Cr ³⁺	0.0648		SO ₃ ²⁻	0.127
Fe ³⁺	0.1161		SO ₄ ²⁻	0.1117
La ³⁺	0.2297		S ₂ O ₃ ²⁻	0.1149
Ce ³⁺	0.2406		PO ₄ ³⁻	0.2119
Th ⁴⁺	0.2709		Fe(CN) ₆ ⁴⁻	0.3574

The values in this table can be used to estimate the solubility of a gas in various mixed electrolyte solutions, even if these data have not been obtained experimentally for all of the ions. For example, the solubility of ozone in a solution of 0.8 M HCl and 1.2 M Na₂SO₄ at 273 K would be estimated as follows:

First, $H^o = 0.024 \text{ M atm}^{-1}$ at 273 K, from the Henry's Law Table; from the same Table, the gas-specific parameters for ozone are $h_{G,o} = 0.00396 \text{ M}^{-1}$ and $h_T = 1.79 \times 10^{-3} \text{ M}^{-1} \text{ K}^{-1}$, thus:

$$k_G = 0.00396 + 1.79 \times 10^{-3} \times (273 - 298) = -0.0408 \text{ M}^{-1}$$

The specific ion parameters from Table 5-4 are corrected by this value to calculate the change in the logarithm of the Henry's law constant

$$\log (H^o/H^{273}) = 2 \times 1.2 \text{ M} \times (0.1143 - 0.0408) \text{ M}^{-1} + 1.2 \text{ M} \times (0.1117 - 0.0408) \text{ M}^{-1} +$$

$$0.8 \text{ M} \times (0 - 0.0408) \text{ M}^{-1} + 0.8 \text{ M} \times (0.0318 - 0.0408) \text{ M}^{-1} = 0.181$$

$$\text{Thus, } (H^o/H^{273}) = 1.517$$

$$H = 0.024 \text{ M atm}^{-1}/1.517 = 0.016 \text{ M atm}^{-1} \text{ for } O_3 \text{ in this salt solution at 273 K.}$$

Table 5-6. Henry's Law Constants for Acids

	T(K)	Wt.% H ₂ SO ₄	H or H* (M/atm)	Notes
O ₃ in H ₂ SO ₄ ·nH ₂ O(l)	293	1–70	$\ln(H_0/H) = (4.08 \pm 0.2) \times 10^{-3} \times \text{wt}$ H ₀ = 0.012 M atm ⁻¹ wt is the H ₂ SO ₄ wt%	1
NO ₂ in H ₂ SO ₄ ·nH ₂ O(l)	203–343	39–68	See Note	2
HONO in H ₂ SO ₄ ·nH ₂ O(l)	248–298	>60	$\ln H^* = a_1 + a_2 \text{ wt} + a_3 \text{ wt}^2 + (b_1 + b_2 \text{ wt})/T$ a ₁ = 26.1 ± 9.4, a ₂ = -1.095 ± 0.21, a ₃ = 0.00732 ± 0.00121 b ₁ = -5792 ± 1610, b ₂ = 181.3 ± 24	3
HNO ₃ in H ₂ SO ₄ ·nH ₂ O(l)	~195–300	0–80	See Note	4
HNO ₃ and HCl in H ₂ SO ₄ ·nHNO ₃ ·mH ₂ O(l)	~195–300	0–80	See Note	4
HO ₂ NO ₂ in H ₂ SO ₄ ·nH ₂ O(l)	201–230	50–75	$\ln H = 3.69 - m\text{H}_2\text{SO}_4 \times (-0.25 + 65/T) - 8400 \times (1/T_0 - 1/T)$ mH ₂ SO ₄ is the molality of the H ₂ SO ₄ solution, T ₀ = 298.15 K	5
CH ₂ O in H ₂ SO ₄ ·mHNO ₃ ·nH ₂ O(l)	240–300	10–85 also 8–40 wt.% HNO ₃	See Note	6
CH ₃ OH in H ₂ SO ₄ ·nH ₂ O(l)	197–223	40–85	See Note	7
CH ₃ CH ₂ OH in H ₂ SO ₄ ·nH ₂ O(l)	209–237	39–76	See Note	8
CH ₃ CHO in H ₂ SO ₄ ·nH ₂ O	211–241	30–76	See Note	9
CH ₃ C(O)CH ₃ in H ₂ SO ₄ ·nH ₂ O(l)	198–298	10–80	$\ln H^* = a_1 + a_2 \text{ wt} + a_3 \text{ wt}^2 + (b_1 + b_2 \text{ wt} + b_3 \text{ wt}^2)/T$ wt is the H ₂ SO ₄ wt%, a ₁ = -21.438 ± 4.31, a ₂ = -0.32163 ± 0.207, a ₃ = 0.0072935 ± 0.00235 b ₁ = 7292 ± 1220, b ₂ = 33.524 ± 53.42, b ₃ = -0.975 ± 0.571	10
CH ₃ C(O)O ₂ NO ₂ in H ₂ O(l), H ₂ SO ₄ ·nH ₂ O(l)	199–295	0–75	$\ln H^* = 1.07 - m\text{H}_2\text{SO}_4 \times (0.69 - 152/T) - 5810 \times (1/T_0 - 1/T)$, mH ₂ SO ₄ = molality of the H ₂ SO ₄ solution T ₀ = 298.15 K	11
CF ₂ O in H ₂ SO ₄ ·nH ₂ O(l)	215–230	60	<5	12
CF ₃ OH in H ₂ SO ₄ ·nH ₂ O(l)	250	40 50	>240 210	13
HOCl in H ₂ SO ₄ ·nH ₂ O(l)	200–300	46–80	$H_{\text{HOCl}} = 1.91 \times 10^{-6} \times \exp(5862.4/T) \times \exp(-S_{\text{HOCl}} M_{\text{H}_2\text{SO}_4}) \text{ M atm}^{-1}$ where: S _{HOCl} = 0.0776 + 59.18/T M ⁻¹ , M _{H₂SO₄} = H ₂ SO ₄ molar conc.	14
ClONO ₂ in H ₂ SO ₄ ·nH ₂ O(l)	200–265	40–75	$H_{\text{ClONO}_2} = 1.6 \times 10^{-6} \times \exp(4710/T) \times \exp(-S_{\text{ClONO}_2} M_{\text{H}_2\text{SO}_4}) \text{ M atm}^{-1}$ where: S _{ClONO₂} = 0.306 + 24.0/T M ⁻¹ , M _{H₂SO₄} = H ₂ SO ₄ molar conc.	15
HBr in H ₂ SO ₄ ·nH ₂ O·H ₂ O(l) and H ₂ SO ₄ ·nHNO ₃ ·mH ₂ O(l)	200–240	40–72	$\ln H^* = a_1 + (b_1 + b_2 \text{ wt})/T$ a ₁ = -11.695 ± 0.537, b ₁ = 11,101 ± 163, b ₂ = -90.7 ± 1.2	16
HOBr in H ₂ SO ₄ ·nH ₂ O(l)	201–252	45–252	See Note	17
SO ₂ in H ₂ O(l), H ₂ SO ₄ ·nH ₂ O(l)	193–242	0–97	$\ln H^* = a_1 + a_2 \text{ wt} + a_3 \text{ wt}^2 + (b_1 + b_2 \text{ wt} + b_3 \text{ wt}^2)/T$, where: wt is the H ₂ SO ₄ wt%, a ₁ = -10.778 ± 2.07, a ₂ = -0.11541 ± 0.0827, a ₃ = 0.0012506 ± 0.000811 b ₁ = 3310 ± 578, b ₂ = 30.581 ± 22.2, b ₃ = -0.35469 ± 0.209	18

5.20 Notes to Table 5-6

- O₃ in H₂SO₄•nH₂O(l).** Bubble train uptake measurements were performed by Rattigan et al.¹ at 293 K for 1–70 wt% H₂SO₄. Recommended expression is a Sechenov coefficient formulation where $H_0 = 0.012 \text{ M atm}^{-1}$ is the 293 K value of H for pure water from Wilhelm et al.² In the measurement, account was taken of the loss of O₃ due to reaction with H⁺.
[Back to Table](#)
 - Rattigan, O. V.; Boniface, J.; Swartz, E.; Davidovits, P.; Jayne, J. T.; Kolb, C. E.; Worsnop, D. R. Uptake of gas-phase SO₂ in aqueous sulfuric acid: Oxidation by H₂O₂, O₃, and HONO. *J. Geophys. Res.* **2000**, *105*, 29065-29078.
 - Wilhelm, E.; Battino, R.; Wilcock, R. J. Low-pressure solubility of gases in liquid water. *Chem. Rev.* **1977**, *77*, 219-262.
- NO₂ in H₂SO₄•nH₂O(l).** Langenberg et al.¹ present novel capillary gas chromatography measurements for 39, 59, and 68 wt% H₂SO₄ over the temperature range of 203 to 243 K. However, NO₂ solubility must be derived from chromatographic waveforms, which are contorted by much higher N₂O₄ solubility. The resulting values for H_{NO₂} are in the 1 to 10² range, but show inconsistent trends with temperature and concentration, indicating possibly large systematic error.
[Back to Table](#)
 - Langenberg, S.; Proksch, V.; Schurath, U. Solubilities and diffusion of trace gases in cold sulfuric acid films. *Atmos. Environ.* **1998**, *32*, 3129-3137.
- HONO in H₂SO₄•nH₂O(l).** Becker et al.¹ measured HONO partial pressure, P_{HONO}, over bulk solutions in a temperature range of 248–298 K and a H₂SO₄ concentration range of 0–67 wt%. Longfellow et al.² measured P_{HONO} in a wetted wall flow reactor over a temperature range of 218–295 K and an acid concentration range of 60–83 wt%. Agreement between these two data sets is excellent. H* decreases from 0 wt% to 53 wt% due to physical solubility, then increases above 53 wt% due to protonation and/or association with H₂SO₄ to make nitrosyl sulfuric acid. Becker et al. parameterized their data as a function of sulfuric acid wt% and temperature. However, the Becker et al. parameterization is not able to fit the combined sets of Becker et al.¹ and Longfellow et al.² data, particularly at the lower temperatures and higher wt% most relevant to the stratosphere. Therefore, the recommended functional form was used to fit the data for >60 wt%. This function fits both sets of data very well. It is important to note that this function is only valid for H₂SO₄ concentrations near 60 wt% and above. The parameterization in Becker et al.¹ should be used to calculate H for H₂SO₄ concentrations <60 wt%. (Note that the units for H are mol/kg-bar in Becker et al.¹ The density parameterization of Myhre et al.³ was used to convert to M/atm units.)
[Back to Table](#)
 - Becker, K. H.; Kleffman, J.; Kurtenbach, R.; Wiesen, P. Solubility of nitrous acid (HONO) in sulfuric acid solutions. *J. Phys. Chem.* **1996**, *100*, 14,984-914,990.
 - Longfellow, C. A.; Imamura, T.; Ravishankara, A. R.; Hanson, D. R. HONO solubility and heterogeneous reactivity on sulfuric acid surfaces. *J. Phys. Chem. A* **1998**, *102*, 3323-3332.
 - Myhre, C. E. L.; Nielsen, C. J.; Saastad, O. W. Density and surface tension of aqueous H₂SO₄ at low temperature. *J. Chem. Eng. Data* **1998**, *43*, 617-622.
- HNO₃ and HCl in H₂SO₄•nH₂O(l) and H₂SO₄•nHNO₃•mH₂O(l).** Effective Henry's law coefficients, H*, for HNO₃, and HCl in binary H₂SO₄/H₂O and ternary H₂SO₄/HNO₃/H₂O solutions over the temperature range 195 to 300 K are required to model the composition and heterogeneous chemistry of stratospheric and upper tropospheric aerosols. Solubility data can be obtained from analysis of heterogeneous uptake experiments with the liquid phase diffusion coefficient estimated from acid solution viscosity (Williams and Long¹⁵). Solubilities can also be obtained from equilibrium or from vapor pressure data.
Experimental solubility data for HNO₃ is provided by Van Doren et al.,¹² Reihls et al.,⁹ and Zhang et al.¹⁶ Data for HCl solubility is provided by Watson et al.,¹³ Hanson and Ravishankara,^{5,6} Zhang et al.,¹⁶ Williams and Golden,¹⁴ Abbatt,¹ Elrod et al.,⁴ and Robinson et al.¹⁰

These studies all show that trace species solubility in H₂SO₄/H₂O and H₂SO₄/HNO₃/H₂O solutions is a strong function of water activity, which, in turn, depends on both temperature and acid concentrations. Prediction of

HNO₃ and HCl H* values for atmospheric compositions requires a sophisticated model. Comprehensive thermodynamic models of acid solutions for a range of atmospheric conditions have been published by Carslaw et al.,² Tabazadeh et al.,¹¹ and Luo et al.⁷ and reviewed by Carslaw et al.³ These models do an excellent job of reproducing the available experimental data, even for ternary H₂SO₄/HNO₃/H₂O solutions (Elrod et al.⁴). These models and the Carslaw et al.³ review should be consulted for plots/predictions of H* for HNO₃ and HCl in strong acid solutions over the atmospheric temperature range. The most widely used model of Carslaw et al.² was revised in Massucci et al.⁸

[Back to Table](#)

- (1) Abbatt, J. P. D. Interactions of HBr, HCl, and HOBr with supercooled sulfuric acid solutions of stratospheric composition. *J. Geophys. Res.* **1995**, *100*, 14009-14017.
 - (2) Carslaw, K. S.; Clegg, S. L.; Brimblecombe, P. A thermodynamic model of the system HCl-HNO₃-H₂SO₄-H₂O, including solubilities of HBr, from <200 to 328 K. *J. Phys. Chem.* **1995**, *99*, 11557-11574.
 - (3) Carslaw, K. S.; Peter, T.; Clegg, S. L. Modeling the composition of liquid stratospheric aerosols. *Rev. Geophys.* **1997**, *35*, 125-154.
 - (4) Elrod, M. J.; Koch, R. E.; Kim, J. E.; Molina, M. S. HCl vapour pressures and reaction probabilities of ClONO₂ + HCl on liquid H₂SO₄-HNO₃-HCl-H₂O solutions. *Faraday Discuss.* **1995**, *100*, 269-278.
 - (5) Hanson, D. R.; Ravishankara, A. R. Investigation of the reactive and nonreactive processes involving ClONO₂ and HCl on water and nitric acid doped ice. *J. Phys. Chem.* **1992**, *96*, 2682-2691.
 - (6) Hanson, D. R.; Ravishankara, A. R. Uptake of HCl and HOCl onto sulphuric acid: Solubilities, diffusivities and reaction. *J. Phys. Chem.* **1993**, *97*, 12309-12319.
 - (7) Luo, B.; Carslaw, K. S.; Peter, T.; Clegg, S. L. Vapor pressures of H₂SO₄/HNO₃/HCl/HBr/H₂O solutions to low stratospheric temperatures. *Geophys. Res. Lett.* **1995**, *22*, 247-250.
 - (8) Massucci, M.; Clegg, S. L.; Brimblecombe, P. Equilibrium partial pressures, thermodynamic properties of aqueous and solid phases, and Cl₂ production from aqueous HCl and HNO₃ and their mixtures. *J. Phys. Chem. A* **1999**, *103*, 4209-4226.
 - (9) Reihls, C. M.; Golden, D. M.; Tolbert, M. A. Nitric acid uptake by sulfuric acid solutions under stratospheric conditions: Determination of Henry's law solubility. *J. Geophys. Res.* **1990**, *95*, 16,545-516,550.
 - (10) Robinson, G. N.; Worsnop, D. R.; Jayne, J. T.; Kolb, C. E.; Swartz, E.; Davidovits, P. Heterogeneous uptake of HCl by sulfuric acid solutions. *J. Geophys. Res.* **1998**, *103*, 25371-25381.
 - (11) Tabazadeh, A.; Turco, R. P.; Jacobson, M. Z. A model for studying the composition and chemical effects of stratospheric aerosols. *J. Geophys. Res.* **1994**, *99*, 12897-12914.
 - (12) Van Doren, J. M.; Watson, L. R.; Davidovits, P.; Worsnop, D. R.; Zahniser, M. S.; Kolb, C. E. Uptake of N₂O₅ and HNO₃ by aqueous sulfuric acid droplets. *J. Phys. Chem.* **1991**, *95*, 1684-1689.
 - (13) Watson, L. R.; Doren, J. M. V.; Davidovits, P.; Worsnop, D. R.; Zahniser, M. S.; Kolb, C. E. Uptake of HCl molecules by aqueous sulfuric acid droplets as a function of acid concentration. *J. Geophys. Res.* **1990**, *95*, 5631-5638.
 - (14) Williams, L. R.; Golden, D. M. Solubility of HCl in sulfuric acid at stratospheric temperatures. *Geophys. Res. Lett.* **1993**, *20*, 2227-2230.
 - (15) Williams, L. R.; Long, F. S. Viscosity of supercooled sulfuric acid solutions. *J. Phys. Chem.* **1995**, *99*, 3748-3751, doi:10.1021/j100011a050.
 - (16) Zhang, R.; Wooldridge, P. J.; Molina, M. J. Vapor pressure measurements for the H₂SO₄/HNO₃/H₂O and H₂SO₄/HCl/H₂O systems: Incorporation of stratospheric acids into background sulfate aerosols. *J. Phys. Chem.* **1993**, *97*, 8541-8548.
5. **HO₂NO₂ in H₂SO₄·nH₂O(l).** Zhang et al.³ performed wetted wall flow reactor studies using CIMS to detect HO₂NO₂ uptake over a temperature range of 201–230 K and an acid concentration range of 52.9–74 wt% H₂SO₄. HD₁^{1/2} values were determined for 52.9, 58.3/59.1, 66.4 and 73.8/74 wt%, with 5 to 15 data points per temperature or temperature pair. All uptake appeared to be reversible with the variation in H strongly temperature dependent, but only moderately dependent on H₂SO₄ wt%. D₁ values were calculated from a cubic cell model to derive H. Uncertainties in measured H values were estimated by authors to be 25% for H < 1 × 10⁶ M atm⁻¹ and 50% for H > 1 × 10⁶ M atm⁻¹. These data were parameterized by Leu and Zhang² in the Sechenov coefficient form adopted by Huthwelker et al.¹ for HOCl, and their formulation is recommended.

[Back to Table](#)

- (1) Huthwelker, T.; Peter, T.; Juo, B. P.; Clegg, S. L.; Carshaw, K. S.; Brimblecombe, P. Solubility of HOCl in water and aqueous H₂SO₄ to stratospheric temperatures. *J. Atmos. Chem.* **1995**, *21*, 81-95.
- (2) Leu, M.-T.; Zhang, R. Solubilities of CH₃C(O)O₂NO₂ and HO₂NO₂ in water and liquid H₂SO₄. *Geophys. Res. Lett.* **1999**, *26*, 1129-1132.
- (3) Zhang, R.; Leu, M.-T.; Keyser, L. F. Heterogeneous chemistry of HO₂NO₂ in liquid sulfuric acid. *J. Phys. Chem. A* **1997**, *101*, 3324-3330.

6. CH₂O in H₂SO₄•mHNO₃•nH₂O(l). The recommended Henry's Law relationship is:

$$H^* = H(1 + K_2 a_{H_2O} + K_3 a_{H^+})$$

where: $H = 3.4 \times 10^{-5} \exp[-(-0.0456 + 55.5/T)(0.46 m_{H_2SO_4} + 0.13 m_{HNO_3})] \text{ M atm}^{-1}$, T is the temperature in K, and $m_{H_2SO_4}$ and m_{HNO_3} are the respective acid molalities; $K_2 = \exp(4020/T - 5.83) \text{ M}^{-1}$, $K_3 = 0.56 \exp[8.84 - (T - 260/T)] \text{ M}^{-1}$, and a_{H_2O} and a_{H^+} are the water and H⁺ activities which are obtained from a thermodynamic model of the solution, e.g. Carshaw et al.¹ Valid for 10–85 wt% H₂SO₄, 8–40 wt% HNO₃, T = 240–300 K.

Knudsen cell studies by Tolbert et al.⁴ and Iraci and Tolbert² and droplet train/flow reactor studies by Jayne et al.³ all yield data showing that CH₂O is strongly absorbed by sulfuric acid solutions, and Jayne et al. also provide data for ternary acid solutions. The Jayne et al.³ study included H₂SO₄ concentrations from 10 to 85 wt% and HNO₃ concentration between 8 and 40 wt% with temperature variations from 241 to 300 K. These data were parameterized with three terms, representing physical CH₂O solubility, reversible hydrolysis to CH₂(OH)₂, important in more dilute solutions, and reversible formation of CH₃O⁺, dominant at high acidities. The Jayne et al.³ parameterization is recommended above. The H* data from Iraci and Tolbert² cover 49 to 95 wt% H₂SO₄ and a temperature range of 197 to 214.5 K and are in fair agreement with extrapolation of H* expression from Jayne et al.³ for concentrations below ~75 wt%. However, the Iraci and Tolbert data are taken on such thin acid films that initial uptake slopes are difficult to determine accurately and the data scatter is large. While the Iraci and Tolbert data do indicate significantly larger H* values for H₂SO₄ concentrations above 75 wt%, the data do not compel a reformulation of the Jayne et al. parameterization.

[Back to Table](#)

- (1) Carshaw, K. S.; Clegg, S. L.; Brimblecombe, P. A thermodynamic model of the system HCl-HNO₃-H₂SO₄-H₂O, including solubilities of HBr, from <200 to 328 K. *J. Phys. Chem.* **1995**, *99*, 11557-11574.
- (2) Iraci, L. T.; Tolbert, M. A. Heterogeneous interaction of formaldehyde with cold sulfuric acid: Implications for the upper troposphere and lower stratosphere. *J. Geophys. Res.* **1997**, *102*, 16099-16107.
- (3) Jayne, J. T.; Worsnop, D. R.; Kolb, C. E.; Swartz, E.; Davidovits, P. Uptake of gas-phase formaldehyde by aqueous acid surfaces. *J. Phys. Chem.* **1996**, *100*, 8015-8022, doi:10.1021/jp953196b.
- (4) Tolbert, M. A.; Praff, J.; Jayaweera, I.; Prather, M. J. Uptake of formaldehyde by sulfuric acid solutions: Impact on stratospheric ozone. *J. Geophys. Res.* **1993**, *98*, 2957-2962.

7. CH₃OH in H₂SO₄•nH₂O(l). H* data from Kane and Leu,³ taken over 40–85 wt% H₂SO₄ and from 210–235 K, indicate soluble uptake below 65 wt% and predominately reactive uptake to form methanesulfonic acid and dimethylsulfate above 65 wt%. Uptake decreased slightly with temperature below 65 wt% and increases slightly with temperature above. Data yield H*•k^{1/2} at high acid concentrations. Weakly temperature dependent γs of ~0.15 were measured for 65, 75, and 80 wt%. However, Knudsen cell studies by Iraci et al.¹ at 45, 61 and 72 wt% over a 197–223 K temperature range show only well behaved reversible uptake. They argue that low vapor pressures explain the lack of CH₃OH recovery for the short observation times used by Kane and Leu. They also cite three older literature studies on the reaction of methanol and ethanol at room temperature in sulfuric acid which report reaction rate constants much lower than those deduced by Kane and Leu.¹ Iraci et al. present the following parameterization of their data plus data for water:

$$\log H^* = A + 1000B/T$$

where $A = 7.00 + \log M_{H_2O}$, $B = 0.000619 m^2 + 0.00544 m + 2.267$, M_{H_2O} is the molarity of water in the solution (mol L⁻¹) and m is the molality of the H₂SO₄ (moles H₂SO₄ per kg H₂O).

Note that this parameterization is based only on the Iraci et al. data. A reanalysis of the Kane and Leu³ results to provide additional data in the 40–72 wt% range, and H* values for higher wt% should be undertaken to validate and extend the Iraci et al. data.

Iraci et al.² used infrared spectroscopy to monitor the production of gas phase methyl nitrate, CH₃ONO₂, from the bulk reaction of ternary sulfuric acid/nitric acid/water solutions with 0.00005–0.005 M CH₃OH in 50.5 to 63.6 wt% H₂SO₄ with 0.03–0.21 M HNO₃ between 278.2 and 328.6 K. This reaction may complicate determinations of Henry's law solubility of methanol in ternary acid solutions when sulfuric acid concentrations are high enough (probably >70 wt%) to produce high levels of NO₂⁺, the assumed nitrating agent.

[Back to Table](#)

- (1) Iraci, L. T.; Essin, A. M.; Golden, D. M. Solubility of methanol in low-temperature aqueous sulfuric acid and implications for atmospheric particle composition. *J. Phys. Chem. A* **2002**, *106*, 4054-4060, doi:10.1021/jp012332b.
- (2) Iraci, L. T.; Riffel, B. G.; Robinson, C. B.; Michelsen, R. R.; Stephenson, R. M. The acid catalyzed nitration of methanol: formation of methyl nitrate via aerosol chemistry. *J. Atmos. Chem.* **2007**, *58*, 253-266, doi:10.1007/s10874-007-9091-9.
- (3) Kane, S. M.; Leu, M.-T. Uptake of methanol vapor in sulfuric acid solutions. *J. Phys. Chem. A* **2001**, *105*, 1411-1415, doi:10.1021/jp001707a.

- 8. CH₃CH₂OH in H₂SO₄•nH₂O (l).** Michelsen et al.¹ reported Knudsen cell ethanol uptake experiments for 36–76 wt% H₂SO₄ over a 209–237 K temperature range as well as equilibrium ethanol vapor pressure measurements for 0.5 M ethanol in 59.1 wt% acid between 214.3 and 230.8 K and 0.1 M ethanol in 38.5 wt% acid between 214.0 and 223.9 K. Henry's law solubility parameters from the two methods agreed well. Solubility increased dramatically with increasing acid wt% and decreasing temperature. Michelsen et al. present the following parameterization of their data:

$$\log H^* = A + 1000B/T$$

where $A = \Delta S^\circ/2.303R + \log M_{H_2O}$, $B = 5.319 (\chi_{acid})^2 + 0.812 (\chi_{acid}) + 2.647$, and ΔS° is $-174 \text{ J mol}^{-1} \text{ K}^{-1}$, M_{H_2O} is the molarity of water in the solution calculated at 220K (mol L^{-1}) and χ_{acid} is the mole fraction of sulfuric acid in the solution. Representative values of these parameters are presented in Table 2 of Michelsen et al.¹ Williams et al.³ performed Knudsen cell H* measurements on the effect of 0.1M acetone on the uptake of ethanol by 38.4 wt% H₂SO₄ at 219.1 K yielding $H^* = (2.2 \pm 0.1) \times 10^5 \text{ M atm}^{-1}$ in good agreement with values without added acetone reported by Michelsen et al.¹ and Timonen and Leu;² indicating no effect of added acetone.

Timonen and Leu² calculated H* values from their uptake coefficients on 41.1 wt% H₂SO₄ that are in moderate agreement with the Michelsen et al. parameterization.

[Back to Table](#)

- (1) Michelsen, R. R.; Staton, S. J. R.; Iraci, L. T. Uptake and dissolution of gaseous ethanol in sulfuric acid. *J. Phys. Chem. A* **2006**, *110*, 6711-6717, doi:10.1021/jp056234s.
- (2) Timonen, R. S.; Leu, M.-T. Interaction of ethyl alcohol vapor with sulfuric acid solutions. *J. Phys. Chem. A* **2006**, *110*, 6660-6666, doi:10.1021/jp055810h.
- (3) Williams, M. B.; Michelsen, R. R. H.; Axson, J. L.; Iraci, L. T. Uptake of acetone, acetaldehyde and ethanol in cold sulfuric acid solutions containing organic material: Carbon accretion mechanisms. *Atmos. Environ.* **2010**, *44*, 1145-1151, doi:10.1016/j.atmosenv.2009.12.036.

- 9. CH₃CHO in H₂SO₄•nH₂O(l).** Michelsen et al.¹ reported Knudsen cell acetaldehyde uptake experiments for 39–76 wt% H₂SO₄ over a 211–241 K temperature range. Tabulated H* values for 37 experiments covering four acid concentrations ranged from 2×10^2 to $1.5 \times 10^5 \text{ M atm}^{-1}$; with highest values at highest acid concentration and lowest temperatures. Data for the highest acid concentrations (~76 wt% H₂SO₄) generally indicated simple solubility behavior, while some measurements at lower acid concentrations (39–66 wt%) showed indications of reactive uptake.

Williams et al.² performed Knudsen cell H* measurements on the effect of 0.1M ethanol or acetone on the uptake of acetaldehyde, reproducing a few temperatures and acid concentrations used for the data reported in Michelsen et al.¹ The solubility of acetaldehyde in acid with 0.1 M ethanol or 0.1 M acetone was nearly an order of magnitude higher than the corresponding organic free measurements. Two measurements at 216.1 and 226.8 K with 0.0016 M formaldehyde added to 38.5 wt% H₂SO₄ showed no H* enhancement over organic free measurements but time resolved uptake measurements showed evidence for enhanced reactive uptake.

[Back to Table](#)

- (1) Michelsen, R. R.; Ashbourn, S. F. M.; Iraci, L. T. Dissolution, speciation, and reaction of acetaldehyde in cold sulfuric acid. *J. Geophys. Res.* **2004**, *109*, D23205, doi:10.1029/2004JD005041.
- (2) Williams, M. B.; Michelsen, R. R. H.; Axson, J. L.; Iraci, L. T. Uptake of acetone, acetaldehyde and ethanol in cold sulfuric acid solutions containing organic material: Carbon accretion mechanisms. *Atmos. Environ.* **2010**, *44*, 1145-1151, doi:10.1016/j.atmosenv.2009.12.036.

- 10. CH₃C(O)CH₃ in H₂SO₄•nH₂O(l).** Duncan et al.^{2,3} used IR spectra of thin sulfuric acid films to establish that acetone is absorbed as the protonated species. Above 70 wt% protonated acetone undergoes a self-condensation/dehydration reaction to form protonated mesityl oxide, which, in turn, reacts with an additional protonated acetone to form trimethyl benzene. Duncan et al.³ measured reversible uptake and derived Henry's law constants for 70 wt% H₂SO₄ at 180, 187 and 195 K and a value at 201 K for 76 wt%. Kane et al.⁶ measured uptake in a wetted wall flow reactor and derived H* parameters for 40, 50, 65, and 75 wt% over a much wider temperature range than Duncan et al.³ Their data diverge above 80 wt% which they attribute to reactive uptake as suggested by Duncan et al.^{2,3} Klassen et al.⁷ provide Knudsen cell uptake derived data for 48.7 to 78.3 H₂SO₄ wt% between 210 and 240 K that are generally consistent with that of Kane et al.⁶ Imamura and Akiyoshi⁵ report wetted wall flow reactor H* measurements at 230 K for 50 and 60 wt%, 250 K for 60, 69 and 76 wt%, and 270 K for 76 and 79 wt%; their data diverges a factor of 2 to 4 from that of Kane et al.⁶ and Klassen et al.⁷

Equally weighted data sets from Kane et al.⁶ and Klassen et al.⁷ were combined and fit to generate the recommended parameterization. Two points for the solubility of acetone in water at 298 K and 273 K (Benkelberg et al.¹) were included to improve the extrapolation to low wt% solutions. The data points from Imamura and Akiyoshi⁵ were not included because they were inconsistent with the other data and have a very different temperature dependence. The few data points from Duncan et al.^{2,3} are also inconsistent with the other data and were not included in the parameterization. Using a rotating wetted-wall flow reactor Esteve and Nozière⁴ measured H* coefficients at 298 ± 3K for 89.4, 85, 80.8 73.9 and 70 wt% H₂SO₄, reporting values of 840, 650, 500, and 320 M atm⁻¹, respectively. These data are not included in the recommended parameterization since the temperature/wt% ranges they cover are unlikely to occur in the atmosphere.

Williams et al.⁸ performed Knudsen cell H* measurements on the effect of 0.1 M ethanol on the uptake of acetone by 38.4 to 75.0 wt% H₂SO₄ at temperatures between 217.6 and 238.5 K, corresponding to data points previously reported by Kane et al. and Klassen et al. Their data indicated that the added ethanol had "no significant effect" on the solubility of acetone for comparable ethanol free measurements.

[Back to Table](#)

- (1) Benkelberg, H. J.; Hamm, S.; Warneck, P. Henry's law coefficients for aqueous solutions of acetone, acetaldehyde and acetonitrile and equilibrium constants for the addition compounds of acetone and acetaldehyde with bisulfite. *J. Atmos. Chem.* **1995**, *20*, 17-34.
- (2) Duncan, J. L.; Schindler, L. R.; Roberts, J. T. A new sulfate-mediated reaction: Conversion of acetone to trimethylbenzene in the presence of liquid sulfuric acid. *Geophys. Res. Lett.* **1998**, *25*, 631-634.
- (3) Duncan, J. L.; Schindler, L. R.; Roberts, J. T. Chemistry at and near the surface of liquid sulfuric acid: A kinetic, thermodynamic, and mechanistic analysis of heterogeneous reactions of acetone. *J. Phys. Chem. B* **1999**, *103*, 7247-7259.
- (4) Esteve, W.; Nozière, B. Uptake and reaction kinetics of acetone, 2-butanone, 2,4-pentanedione, and acetaldehyde in sulfuric acid solutions. *J. Phys. Chem. A* **2005**, *109*, 10920-10928, doi:10.1021/jp051199a.
- (5) Imamura, T.; Akiyoshi, H. Uptake of acetone into sulfuric-acid solutions. *Geophys. Res. Lett.* **2000**, *27*, 1419-1422.
- (6) Kane, S. M.; Timonen, R. S.; Leu, M. T. Heterogeneous chemistry of acetone in sulfuric acid solutions: Implications for the upper troposphere. *J. Phys. Chem. A* **1999**, *103*, 9259-9265.
- (7) Klassen, J. K.; Lynton, J.; Golden, D. M.; Williams, L. R. Solubility of acetone in low-temperature (210-240 K) sulfuric acid solutions. *J. Geophys. Res.* **1999**, *104*, 26,355-326,361.
- (8) Williams, M. B.; Michelsen, R. R. H.; Axson, J. L.; Iraci, L. T. Uptake of acetone, acetaldehyde and ethanol in cold sulfuric acid solutions containing organic material: Carbon accretion mechanisms. *Atmos. Environ.* **2010**, *44*, 1145-1151, doi:10.1016/j.atmosenv.2009.12.036.

11. **CH₃C(O)O₂NO₂ in H₂O and H₂SO₄•nH₂O(l).** Zhang and Leu⁵ performed wetted wall flow reactor studies using CIMS to detect CH₃C(O)O₂NO₂ uptake over a temperature range of 199 to 226 K. Uptake studies were performed at 46, 54, 59, and 72 wt% H₂SO₄ to yield H^{*}D₁^{1/2} values. D₁ values were calculated from a cubic cell model to derive H^{*}. Leu and Zhang⁴ fit their data from Zhang and Leu,⁵ including water data from Kames and Schurath² and Kames et al.,³ using the Sechenov coefficient form adopted by Huthwelker for HOCl.¹ This formulation is recommended for both water and sulfuric acid solutions.
[Back to Table](#)
- (1) Huthwelker, T.; Peter, T.; Juo, B. P.; Clegg, S. L.; Carshaw, K. S.; Brimblecombe, P. Solubility of HOCl in water and aqueous H₂SO₄ to stratospheric temperatures. *J. Atmos. Chem.* **1995**, *21*, 81-95.
 - (2) Kames, J.; Schurath, U. Henry's law and hydrolysis-rate constants for peroxyacyl nitrates (PANs) using a homogeneous gas-phase source. *J. Atmos. Chem.* **1995**, *21*, 151-164.
 - (3) Kames, J.; Schweighofer, S.; Schurath, U. Henry's law constant and hydrolysis of peroxyacetyl nitrate (PAN). *J. Atmos. Chem.* **1991**, *12*, 169-180.
 - (4) Leu, M.-T.; Zhang, R. Solubilities of CH₃C(O)O₂NO₂ and HO₂NO₂ in water and liquid H₂SO₄. *Geophys. Res. Lett.* **1999**, *26*, 1129-1132.
 - (5) Zhang, R.; Leu, M.-T. Heterogeneous interaction of peroxyacetyl nitrate with liquid sulfuric acid. *J. Geophys. Res.* **1997**, *102*, 8837-8843.
12. **CF₂O in H₂SO₄•nH₂O(l).** Hanson and Ravishankara¹ calculate an upper limit for H of CF₂O based on assumed solubility limit resulting in lack of measurable uptake into 60 wt% H₂SO₄.
[Back to Table](#)
- (1) Hanson, D. R.; Ravishankara, A. R. The loss of CF₂O on ice, NAT, and sulfuric acid solutions. *Geophys. Res. Lett.* **1991**, *18*, 1699-1701.
13. **CF₃OH in H₂SO₄•nH₂O(l).** Lovejoy et al.¹ determined reacto-diffusive lengths of >0.4 μm and 1.0 μm for CF₃OH uptake at 250 K on 40 and 50 wt% H₂SO₄ aerosols, respectively. This leads to H^{*} estimates of >240 and 210 M atm⁻¹, respectively.
[Back to Table](#)
- (1) Lovejoy, E. R.; Huey, L. G.; Hanson, D. R. Atmospheric fate of CF₃OH 2: Heterogeneous reaction. *J. Geophys. Res.* **1995**, *100*, 18,775-718,780.
14. **HOCl in H₂SO₄•nH₂O(l).** Recommendation is from the model of Shi et al.⁵ which is based on wetted wall flow tube data from Hanson and Ravishankara³ and Hanson and Lovejoy,² and uptake by stirred and static solutions by Donaldson et al.¹ This model incorporates newer, higher temperature data and replaces earlier recommended formulation by Huthwelker et al.⁴
[Back to Table](#)
- (1) Donaldson, D. J.; Ravishankara, A. R.; Hanson, D. R. Detailed study of HOCl + HCl → Cl₂ + H₂O in sulfuric acid. *J. Phys. Chem. A* **1997**, *101*, 4717-4725.
 - (2) Hanson, D. R.; Lovejoy, E. R. Heterogeneous reactions in liquid sulfuric Acid: HOCl + HCl as a model system. *J. Phys. Chem.* **1996**, *100*, 6397-6405.
 - (3) Hanson, D. R.; Ravishankara, A. R. Reaction of ClONO₂ with HCl on NAT, NAD, and frozen sulfuric acid and hydrolysis of N₂O₅ and ClONO₂ on frozen sulfuric acid. *J. Geophys. Res.* **1993**, *98*, 22931-22936.
 - (4) Huthwelker, T.; Peter, T.; Juo, B. P.; Clegg, S. L.; Carshaw, K. S.; Brimblecombe, P. Solubility of HOCl in water and aqueous H₂SO₄ to stratospheric temperatures. *J. Atmos. Chem.* **1995**, *21*, 81-95.
 - (5) Shi, Q.; Davidovits, P.; Jayne, J. T.; Kolb, C. E.; Worsnop, D. R. Kinetic model for reaction of ClONO₂ with H₂O and HCl and HOCl with HCl in sulfuric acid solutions. *J. Geophys. Res.* **2001**, *106*, 24259-24274.
15. **ClONO₂ in H₂SO₄•nH₂O(l).** Recommendation is from the model of Shi et al.² who used a measurement of the hydrolysis reaction's reacto-diffusive length by Hanson and Lovejoy¹ on 60 wt% H₂SO₄ at 250 K to derive the hydrolysis rate constant, k_{hyd}, and constrain H_{ClONO2} at 250 K. Shi et al. fit the Hk^{1/2} dependence of the ClONO₂ uptake coefficients for a variety of ClONO₂ hydrolysis and ClONO₂ + HCl data to derive a parameterization for H as a function of wt% and T.

[Back to Table](#)

- (1) Hanson, D. R.; Lovejoy, E. R. The reaction of ClONO₂ with submicrometer sulfuric acid aerosol. *Science* **1995**, *267*, 1326-1329.
- (2) Shi, Q.; Davidovits, P.; Jayne, J. T.; Kolb, C. E.; Worsnop, D. R. Kinetic model for reaction of ClONO₂ with H₂O and HCl and HOCl with HCl in sulfuric acid solutions. *J. Geophys. Res.* 2001, *106*, 24259-24274.

- 16. HBr in H₂SO₄•mHNO₃•nH₂O(l).** Experimental data for HBr solubility is provided by Williams et al.,⁷ Abbatt,¹ Abbatt and Nowak,² Kleffman et al.,⁴ and Behr et al.³ Data from time-dependent uptake measurements and from vapor pressure measurements are in good agreement after correcting for the fact that for some of the vapor pressure measurements the HBr concentration in solution was high enough to increase the acidity and thereby decrease the HBr solubility. By comparing pairs of data points with different HBr concentrations (from the same experiment), an average correction factor was obtained. The correction factor was used to correct the vapor pressure data of Williams et al.,⁷ Abbatt and Nowak,² and Kleffmann et al. to zero effective HBr concentration. (This is different than the approach taken in Kleffmann et al. of using a “corrected” H₂SO₄ wt%. However, the resulting parameterization is very similar to the one in Kleffmann et al.⁴) The time-dependent uptake data of Williams et al.⁷ and Abbatt,¹ and the molecular beam uptake data of Behr et al.³ did not require correction. All of the experimental data have been fit to obtain the recommended parameterization as a function of H₂SO₄ wt% and temperature.

Agreement between this parameterization and the updated activity coefficient model of Massucci et al.⁶ (and <http://www.hpc1.uea.ac.uk/~e770/aim.html>) is good for >60 wt%, but not very good at lower H₂SO₄ wt%, particularly at low temperatures. Therefore, this parameterization is recommended for calculating HBr Henry's law solubilities.

The only data for HBr solubilities in ternary solutions is from Kleffmann et al.⁴ The data do not agree well with the updated activity coefficient in Massucci et al.⁴ or with the older activity coefficient model in Luo et al.⁵ Until further information becomes available, the recommendation is to use the parameterization for ternary solutions given in Kleffmann et al.⁴

[Back to Table](#)

- (1) Abbatt, J. P. D. Interactions of HBr, HCl, and HOBr with supercooled sulfuric acid solutions of stratospheric composition. *J. Geophys. Res.* **1995**, *100*, 14009-14017.
- (2) Abbatt, J. P. D.; Nowak, J. B. Heterogeneous interactions of HBr and HOCl with cold sulfuric acid solutions: Implications for Arctic boundary layer bromine chemistry. *J. Phys. Chem. A* **1997**, *101*, 2131-2137.
- (3) Behr, P.; Morris, J. R.; Antman, M. D.; Ringeisen, B. R.; Splan, J.; Nathanson, G. M. Reaction and desorption of HCl and HBr following collisions with supercooled sulfuric acid. *Geophys. Res. Lett.* **2001**, *28*, 1961-1964.
- (4) Kleffman, J.; Becker, K. H.; Broske, R.; Rothe, D.; Wiesen, P. Solubility of HBr in H₂SO₄/H₂O and HNO₃/H₂SO₄/H₂O solutions. *J. Phys. Chem. A* **2000**, *104*, 8489-8495, doi:10.1021/jp000815u.
- (5) Luo, B.; Carslaw, K. S.; Peter, T.; Clegg, S. L. Vapor pressures of H₂SO₄/HNO₃/HCl/HBr/H₂O solutions to low stratospheric temperatures. *Geophys. Res. Lett.* **1995**, *22*, 247-250.
- (6) Massucci, M.; Clegg, S. L.; Brimblecombe, P. Equilibrium partial pressures, thermodynamic properties of aqueous and solid phases, and Cl₂ production from aqueous HCl and HNO₃ and their mixtures. *J. Phys. Chem. A* **1999**, *103*, 4209-4226.
- (7) Williams, L. R.; Golden, D. M.; Huestis, D. L. Solubility of HBr in sulfuric acid at stratospheric temperatures. *J. Geophys. Res.* **1995**, *100*, 7329-7335.

- 17. HOBr in H₂SO₄•nH₂O(l).** HOBr solubility measurements have been reported from coated wall flow reactor uptake studies by Waschewsky and Abbatt³ and Hanson¹ and from Knudsen cell uptake studies from Iraci et al.² Although they were performed in different temperature ranges, extrapolations of Hanson's higher temperature data to the temperature range investigated by Waschewsky and Abbatt predicted much higher HOBr solubility than they measured. Iraci et al. subsequently measured HOBr uptake over both of the temperature ranges covered in the prior experiments. Their data agreed well with data from Waschewsky and Abbatt³ at lower temperatures (213–238 K) but fall far below Hanson's higher (250–270 K) temperature measurements. The Iraci et al. measurements were performed at ~45, 55, 61 and 70 wt% H₂SO₄ and investigated over the temperature range from 201 to 252 K. Their results, like the earlier studies, indicate that

the dependence of H^* on acid concentration is relatively weak. For H_2SO_4 acid wt% from 55 to 75, H^* is well described by: $\log H^* = (2349 \pm 280)/T - (5.27 \pm 1.24)$. Their ~45 wt% data are fit by: $\log H^* = (3665 \pm 270)/T - (10.63 \pm 1.23)$.

[Back to Table](#)

- (1) Hanson, D. Reactivity of $BrONO_2$ and $HOBr$ on sulfuric acid solutions at low temperatures. *J. Geophys. Res.* **2003**, *108*, 4239, doi: 10.1029/2002JD002519.
- (2) Iraci, L. T.; Michelsen, R. R.; Ashbourn, S. F. M.; Rammer, T. A.; Golden, D. M. Uptake of hypobromous acid ($HOBr$) by aqueous sulfuric acid solutions: low-temperature solubility and reaction. *Atmos. Chem. Phys.* **2005**, *5*, 1577-1587.
- (3) Waschewsky, G. C. G.; Abbatt, J. P. D. $HOBr$ in sulfuric acid solution: solubility and reaction as a function of temperature and concentration. *J. Phys. Chem. A* **1999**, *103*, 5312-5320.

18. SO_2 in $H_2SO_4 \cdot nH_2O(l)$. Room temperature vapor pressure measurements reviewed by Hayduk et al.¹ and bubble train reactor uptake measurements by Rattigan et al.⁴ for 0–70 wt% H_2SO_4 agree very well. Langenberg et al.² used a novel capillary gas chromatography technique to deduce H^* values for 41–83 wt% H_2SO_4 over a temperature range of 193–242 K. The recommended parameterization is a fair fit to the Rattigan et al. and Langenberg et al. data sets and allows reasonable extrapolation over the full range of atmospheric temperatures. Note that the Langenberg et al.² data is in mol/kg-bar units and was converted to mole/l units using the density parameterization of Myhre et al.³

[Back to Table](#)

- (1) Hayduk, W.; Asatani, H.; Lu, B. C. Y. Solubility of sulfur dioxide in aqueous sulfuric acid solutions. *J. Chem. Eng. Data* **1988**, *33*, 506-509.
- (2) Langenberg, S.; Proksch, V.; Schurath, U. Solubilities and diffusion of trace gases in cold sulfuric acid films. *Atmos. Environ.* **1998**, *32*, 3129-3137.
- (3) Myhre, C. E. L.; Nielsen, C. J.; Saastad, O. W. Density and surface tension of aqueous H_2SO_4 at low temperature. *J. Chem. Eng. Data* **1998**, *43*, 617-622.
- (4) Rattigan, O. V.; Boniface, J.; Swartz, E.; Davidovits, P.; Jayne, J. T.; Kolb, C. E.; Worsnop, D. R. Uptake of gas-phase SO_2 in aqueous sulfuric acid: Oxidation by H_2O_2 , O_3 , and $HONO$. *J. Geophys. Res.* **2000**, *105*, 29065-29078.

5.21 Bibliography – Table 5-6

- Abbatt, J. P. D. Interactions of HBr, HCl, and HOBr with supercooled sulfuric acid solutions of stratospheric composition. *J. Geophys. Res.* **1995**, *100*, 14009-14017.
- Abbatt, J. P. D.; Nowak, J. B. Heterogeneous interactions of HBr and HOCl with cold sulfuric acid solutions: Implications for Arctic boundary layer bromine chemistry. *J. Phys. Chem. A* **1997**, *101*, 2131-2137.
- Becker, K. H.; Kleffman, J.; Kurtenbach, R.; Wiesen, P. Solubility of nitrous acid (HONO) in sulfuric acid solutions. *J. Phys. Chem.* **1996**, *100*, 14,984-914,990.
- Behr, P.; Morris, J. R.; Antman, M. D.; Ringeisen, B. R.; Splan, J.; Nathanson, G. M. Reaction and desorption of HCl and HBr following collisions with supercooled sulfuric acid. *Geophys. Res. Lett.* **2001**, *28*, 1961-1964.
- Benkelberg, H. J.; Hamm, S.; Warneck, P. Henry's law coefficients for aqueous solutions of acetone, acetaldehyde and acetonitrile and equilibrium constants for the addition compounds of acetone and acetaldehyde with bisulfite. *J. Atmos. Chem.* **1995**, *20*, 17-34.
- Carslaw, K. S.; Clegg, S. L.; Brimblecombe, P. A thermodynamic model of the system HCl-HNO₃-H₂SO₄-H₂O, including solubilities of HBr, from <200 to 328 K. *J. Phys. Chem.* **1995**, *99*, 11557-11574.
- Carslaw, K. S.; Peter, T.; Clegg, S. L. Modeling the composition of liquid stratospheric aerosols. *Rev. Geophys.* **1997**, *35*, 125-154.
- Donaldson, D. J.; Ravishankara, A. R.; Hanson, D. R. Detailed study of HOCl + HCl → Cl₂ + H₂O in sulfuric acid. *J. Phys. Chem. A* **1997**, *101*, 4717-4725.
- Duncan, J. L.; Schindler, L. R.; Roberts, J. T. A new sulfate-mediated reaction: Conversion of acetone to trimethylbenzene in the presence of liquid sulfuric acid. *Geophys. Res. Lett.* **1998**, *25*, 631-634.
- Duncan, J. L.; Schindler, L. R.; Roberts, J. T. Chemistry at and near the surface of liquid sulfuric acid: A kinetic, thermodynamic, and mechanistic analysis of heterogeneous reactions of acetone. *J. Phys. Chem. B* **1999**, *103*, 7247-7259.
- Elrod, M. J.; Koch, R. E.; Kim, J. E.; Molina, M. S. HCl vapour pressures and reaction probabilities of ClONO₂ + HCl on liquid H₂SO₄-HNO₃-HCl-H₂O solutions. *Faraday Discuss.* **1995**, *100*, 269-278.
- Esteve, W.; Nozière, B. Uptake and reaction kinetics of acetone, 2-butanone, 2,4-pentanedione, and acetaldehyde in sulfuric acid solutions. *J. Phys. Chem. A* **2005**, *109*, 10920-10928, doi:10.1021/jp051199a.
- Hanson, D. Reactivity of BrONO₂ and HOBr on sulfuric acid solutions at low temperatures. *J. Geophys. Res.* **2003**, *108*, 4239, doi: 10.1029/2002JD002519.
- Hanson, D. R.; Lovejoy, E. R. The reaction of ClONO₂ with submicrometer sulfuric acid aerosol. *Science* **1995**, *267*, 1326-1329.
- Hanson, D. R.; Lovejoy, E. R. Heterogeneous reactions in liquid sulfuric Acid: HOCl + HCl as a model system. *J. Phys. Chem.* **1996**, *100*, 6397-6405.
- Hanson, D. R.; Ravishankara, A. R. The loss of CF₂O on ice, NAT, and sulfuric acid solutions. *Geophys. Res. Lett.* **1991**, *18*, 1699-1701.
- Hanson, D. R.; Ravishankara, A. R. Investigation of the reactive and nonreactive processes involving ClONO₂ and HCl on water and nitric acid doped ice. *J. Phys. Chem.* **1992**, *96*, 2682-2691.
- Hanson, D. R.; Ravishankara, A. R. Reaction of ClONO₂ with HCl on NAT, NAD, and frozen sulfuric acid and hydrolysis of N₂O₅ and ClONO₂ on frozen sulfuric acid. *J. Geophys. Res.* **1993**, *98*, 22931-22936.
- Hanson, D. R.; Ravishankara, A. R. Uptake of HCl and HOCl onto sulphuric acid: Solubilities, diffusivities and reaction. *J. Phys. Chem.* **1993**, *97*, 12309-12319.
- Hayduk, W.; Asatani, H.; Lu, B. C. Y. Solubility of sulfur dioxide in aqueous sulfuric acid solutions. *J. Chem. Eng. Data* **1988**, *33*, 506-509.
- Huthwelker, T.; Peter, T.; Juo, B. P.; Clegg, S. L.; Carslaw, K. S.; Brimblecombe, P. Solubility of HOCl in water and aqueous H₂SO₄ to stratospheric temperatures. *J. Atmos. Chem.* **1995**, *21*, 81-95.
- Imamura, T.; Akiyoshi, H. Uptake of acetone into sulfuric-acid solutions. *Geophys. Res. Lett.* **2000**, *27*, 1419-1422.
- Iraci, L. T.; Essin, A. M.; Golden, D. M. Solubility of methanol in low-temperature aqueous sulfuric acid and implications for atmospheric particle composition. *J. Phys. Chem. A* **2002**, *106*, 4054-4060, doi:10.1021/jp012332b.

- Iraci, L. T.; Michelsen, R. R.; Ashbourn, S. F. M.; Rammer, T. A.; Golden, D. M. Uptake of hypobromous acid (HOBr) by aqueous sulfuric acid solutions: low-temperature solubility and reaction. *Atmos. Chem. Phys.* **2005**, *5*, 1577-1587.
- Iraci, L. T.; Riffel, B. G.; Robinson, C. B.; Michelsen, R. R.; Stephenson, R. M. The acid catalyzed nitration of methanol: formation of methyl nitrate via aerosol chemistry. *J. Atmos. Chem.* **2007**, *58*, 253-266, doi:10.1007/s10874-007-9091-9.
- Iraci, L. T.; Tolbert, M. A. Heterogeneous interaction of formaldehyde with cold sulfuric acid: Implications for the upper troposphere and lower stratosphere. *J. Geophys. Res.* **1997**, *102*, 16099-16107.
- Jayne, J. T.; Worsnop, D. R.; Kolb, C. E.; Swartz, E.; Davidovits, P. Uptake of gas-phase formaldehyde by aqueous acid surfaces. *J. Phys. Chem.* **1996**, *100*, 8015-8022, doi:10.1021/jp953196b.
- Kames, J.; Schurath, U. Henry's law and hydrolysis-rate constants for peroxyacyl nitrates (PANs) using a homogeneous gas-phase source. *J. Atmos. Chem.* **1995**, *21*, 151-164.
- Kames, J.; Schweighoefer, S.; Schurath, U. Henry's law constant and hydrolysis of peroxyacetyl nitrate (PAN). *J. Atmos. Chem.* **1991**, *12*, 169-180.
- Kane, S. M.; Leu, M.-T. Uptake of methanol vapor in sulfuric acid solutions. *J. Phys. Chem. A* **2001**, *105*, 1411-1415, doi:10.1021/jp001707a.
- Kane, S. M.; Timonen, R. S.; Leu, M. T. Heterogeneous chemistry of acetone in sulfuric acid solutions: Implications for the upper troposphere. *J. Phys. Chem. A* **1999**, *103*, 9259-9265.
- Klassen, J. K.; Lynton, J.; Golden, D. M.; Williams, L. R. Solubility of acetone in low-temperature (210-240 K) sulfuric acid solutions. *J. Geophys. Res.* **1999**, *104*, 26,355-326,361.
- Kleffman, J.; Becker, K. H.; Broske, R.; Rothe, D.; Wiesen, P. Solubility of HBr in H₂SO₄/H₂O and HNO₃/H₂SO₄/H₂O solutions. *J. Phys. Chem. A* **2000**, *104*, 8489-8495, doi:10.1021/jp000815u.
- Langenberg, S.; Proksch, V.; Schurath, U. Solubilities and diffusion of trace gases in cold sulfuric acid films. *Atmos. Environ.* **1998**, *32*, 3129-3137.
- Leu, M.-T.; Zhang, R. Solubilities of CH₃C(O)O₂NO₂ and HO₂NO₂ in water and liquid H₂SO₄. *Geophys. Res. Lett.* **1999**, *26*, 1129-1132.
- Longfellow, C. A.; Imamura, T.; Ravishankara, A. R.; Hanson, D. R. HONO solubility and heterogeneous reactivity on sulfuric acid surfaces. *J. Phys. Chem. A* **1998**, *102*, 3323-3332.
- Lovejoy, E. R.; Huey, L. G.; Hanson, D. R. Atmospheric fate of CF₃OH 2: Heterogeneous reaction. *J. Geophys. Res.* **1995**, *100*, 18,775-718,780.
- Luo, B.; Carslaw, K. S.; Peter, T.; Clegg, S. L. Vapor pressures of H₂SO₄/HNO₃/HCl/HBr/H₂O solutions to low stratospheric temperatures. *Geophys. Res. Lett.* **1995**, *22*, 247-250.
- Massucci, M.; Clegg, S. L.; Brimblecombe, P. Equilibrium partial pressures, thermodynamic properties of aqueous and solid phases, and Cl₂ production from aqueous HCl and HNO₃ and their mixtures. *J. Phys. Chem. A* **1999**, *103*, 4209-4226.
- Michelsen, R. R.; Ashbourn, S. F. M.; Iraci, L. T. Dissolution, speciation, and reaction of acetaldehyde in cold sulfuric acid. *J. Geophys. Res.* **2004**, *109*, D23205, doi:10.1029/2004JD005041.
- Michelsen, R. R.; Staton, S. J. R.; Iraci, L. T. Uptake and dissolution of gaseous ethanol in sulfuric acid. *J. Phys. Chem. A* **2006**, *110*, 6711-6717, doi:10.1021/jp056234s.
- Myhre, C. E. L.; Nielsen, C. J.; Saastad, O. W. Density and surface tension of aqueous H₂SO₄ at low temperature. *J. Chem. Eng. Data* **1998**, *43*, 617-622.
- Rattigan, O. V.; Boniface, J.; Swartz, E.; Davidovits, P.; Jayne, J. T.; Kolb, C. E.; Worsnop, D. R. Uptake of gas-phase SO₂ in aqueous sulfuric acid: Oxidation by H₂O₂, O₃, and HONO. *J. Geophys. Res.* **2000**, *105*, 29065-29078.
- Reihs, C. M.; Golden, D. M.; Tolbert, M. A. Nitric acid uptake by sulfuric acid solutions under stratospheric conditions: Determination of Henry's law solubility. *J. Geophys. Res.* **1990**, *95*, 16,545-516,550.
- Robinson, G. N.; Worsnop, D. R.; Jayne, J. T.; Kolb, C. E.; Swartz, E.; Davidovits, P. Heterogeneous uptake of HCl by sulfuric acid solutions. *J. Geophys. Res.* **1998**, *103*, 25371-25381.
- Shi, Q.; Davidovits, P.; Jayne, J. T.; Kolb, C. E.; Worsnop, D. R. Kinetic model for reaction of ClONO₂ with H₂O and HCl and HOCl with HCl in sulfuric acid solutions. *J. Geophys. Res.* **2001**, *106*, 24259-24274.
- Tabazadeh, A.; Turco, R. P.; Jacobson, M. Z. A model for studying the composition and chemical effects of stratospheric aerosols. *J. Geophys. Res.* **1994**, *99*, 12897-12914.
- Timonen, R. S.; Leu, M.-T. Interaction of ethyl alcohol vapor with sulfuric acid solutions. *J. Phys. Chem. A* **2006**, *110*, 6660-6666, doi:10.1021/jp055810h.

- Tolbert, M. A.; Praff, J.; Jayaweera, I.; Prather, M. J. Uptake of formaldehyde by sulfuric acid solutions: Impact on stratospheric ozone. *J. Geophys. Res.* **1993**, *98*, 2957-2962.
- Van Doren, J. M.; Watson, L. R.; Davidovits, P.; Worsnop, D. R.; Zahniser, M. S.; Kolb, C. E. Uptake of N₂O₅ and HNO₃ by aqueous sulfuric acid droplets. *J. Phys. Chem.* **1991**, *95*, 1684-1689.
- Waschewsky, G. C. G.; Abbatt, J. P. D. HOBr in sulfuric acid solution: solubility and reaction as a function of temperature and concentration. *J. Phys. Chem. A* **1999**, *103*, 5312-5320.
- Watson, L. R.; Doren, J. M. V.; Davidovits, P.; Worsnop, D. R.; Zahniser, M. S.; Kolb, C. E. Uptake of HCl molecules by aqueous sulfuric acid droplets as a function of acid concentration. *J. Geophys. Res.* **1990**, *95*, 5631-5638.
- Wilhelm, E.; Battino, R.; Wilcock, R. J. Low-pressure solubility of gases in liquid water. *Chem. Rev.* **1977**, *77*, 219-262.
- Williams, L. R.; Golden, D. M. Solubility of HCl in sulfuric acid at stratospheric temperatures. *Geophys. Res. Lett.* **1993**, *20*, 2227-2230.
- Williams, L. R.; Golden, D. M.; Huestis, D. L. Solubility of HBr in sulfuric acid at stratospheric temperatures. *J. Geophys. Res.* **1995**, *100*, 7329-7335.
- Williams, L. R.; Long, F. S. Viscosity of supercooled sulfuric acid solutions. *J. Phys. Chem.* **1995**, *99*, 3748-3751, doi:10.1021/j100011a050.
- Williams, M. B.; Michelsen, R. R. H.; Axson, J. L.; Iraci, L. T. Uptake of acetone, acetaldehyde and ethanol in cold sulfuric acid solutions containing organic material: Carbon accretion mechanisms. *Atmos. Environ.* **2010**, *44*, 1145-1151, doi:10.1016/j.atmosenv.2009.12.036.
- Zhang, R.; Leu, M.-T. Heterogeneous interaction of peroxyacetyl nitrate with liquid sulfuric acid. *J. Geophys. Res.* **1997**, *102*, 8837-8843.
- Zhang, R.; Leu, M.-T.; Keyser, L. F. Heterogeneous chemistry of HO₂NO₂ in liquid sulfuric acid. *J. Phys. Chem. A* **1997**, *101*, 3324-3330.
- Zhang, R.; Wooldridge, P. J.; Molina, M. J. Vapor pressure measurements for the H₂SO₄/HNO₃/H₂O and H₂SO₄/HCl/H₂O systems: Incorporation of stratospheric acids into background sulfate aerosols. *J. Phys. Chem.* **1993**, *97*, 8541-8548.

Table 5.7. Henry's Law Values for Gas Solubility into Sea Water

$$\ln H = A + B/T \text{ (M atm}^{-1}\text{)}$$

Substance	Temperature Range, K	$H(298 \text{ K})$ (M atm ⁻¹)	A	B (K)	Uncertainty Range	Note
N ₂ O	272–313	0.021	-12.65	2620	II	1
CO	273–297	8.1×10^{-4}	-11.89	1420	III	1
CO ₂	272–297	0.028	-12.21	2580	II	1
CH ₄	288–308	0.0012	-10.26	1050	III	2
			–			
CHF ₃	278–338	0.012	-11.79	2210	III	3
CF ₄	288–303	1.7×10^{-4}	-16.57	2340	IV	3
CHF ₂ Cl	273–338	0.032	-12.56	2720	III	4
CFC1 ₃	273–306	0.0074	-17.86	3860	IV	4
CF ₂ Cl ₂	288–303	0.0026	-12.93	2080	IV	4
CF ₃ Cl	288–303	8.1×10^{-4}	-12.20	1520	IV	4
			–			
CH ₃ Cl	273–298	0.088	-13.97	3440	III	5
CH ₂ Cl ₂	273–303	0.35	-13.97	3860	III	5
CHCl ₃	273–298	0.20	-16.19	4350	II	5
CCl ₄	273–313	0.026	-17.67	4180	II	5
CH ₃ Br	274–304	0.15	-11.91	2990	III	6
CH ₂ Br ₂	273–303	0.91	-15.40	4560	III	6
CHBr ₃	273–303	1.07	-20.57	6150	III	6
			–			
CHBrCl ₂	273–293	0.40	-17.51	4940	IV	7
CHBr ₂ Cl	273–293	0.73	-17.69	5180	IV	7
CH ₃ I	273–295	0.15	-15.14	3940	II	8
CH ₂ I ₂	273–293	2.31	-16.84	5270	IV	8
CH ₂ ClI	273–303	0.85	-17.34	5120	III	9
1,1-C ₂ H ₄ F ₂	278–338	0.050	-11.80	2600	IV	10
1,1,1,2-C ₂ H ₂ F ₄	273–338	0.016	-13.13	2680	III	10
			–			
1,1-C ₂ H ₄ Cl ₂	275–298	0.15	-14.93	3890	IV	11
1,2-C ₂ H ₄ Cl ₂	279–298	0.77	-12.75	3725	IV	11
1,1,1-C ₂ H ₃ Cl ₃	275–298	0.043	-17.27	4210	III	11
C ₂ HCl ₃	275–318	0.087	-16.58	4215	II	11

Substance	Temperature Range, K	$H(298\text{ K})$ (M atm ⁻¹)	A	B (K)	Uncertainty Range	Note
C ₂ Cl ₄	275–318	0.047	-17.635	4350	II	11
C ₂ H ₅ I	274–303	0.14	-18.06	4800	IV	12

Uncertainty Classes:

- I—Better than 10%
- II—10% to 50%
- III—50% to 100%
- IV—Factor of 2 to factor of 10
- V—Factor of 10 to factor of 100
- VI—Greater than a factor of 100

5.22 Notes to Table 5-7

Note 1: *Inorganic Gases*

[Back to Table](#)

- N₂O.** Measurements at 36.13‰ NaCl using a microgasometric technique.⁵ Data taken from the IUPAC evaluation.⁷
- CO.** The two published reports on the solubility of CO into salt water were evaluated by Wiesenburg,⁶ who concluded that the data of Douglas¹ were significantly more reliable than those of Schmidt.³ Those data were fit to a function of temperature and salinity. The present recommendation takes this function, calculates the values for 35‰ salinity, and fits those results to a two-parameter equation. A three parameter fit over the temperature range 274–303 K yields $\text{Ln } H = -179.224 + 8620/T + 25.13\text{Ln}(T)$.
- CO₂.** Published data on the solubility of CO₂ into salt water were evaluated by Weiss,⁴ who also carried out some confirmatory measurements. The extensive results of Murray and Riley² were accepted and fit as a function of temperature and salinity. The present recommendation for seawater takes the calculated values for 35‰ salinity and the newer values for 35.33‰ and fits them to a two-parameter equation over the indicated temperature range. A three parameter fit over the temperature range 272–313 K yields $\text{Ln } H = -157.779 + 8810/T + 21.88\text{Ln}(T)$.
- (1) Douglas, E. Carbon monoxide solubilities in sea water. *J. Phys. Chem.* **1967**, *71*, 1931-1933.
 - (2) Murray, C. N.; Riley, J. P. The solubility of gases in distilled water and sea water—IV. Carbon dioxide. *Deep Sea Research* **1971**, *18*, 533-541.
 - (3) Schmidt, U. The solubility of carbon monoxide and hydrogen in water and sea-water at partial pressures of about 10⁻⁵ atmospheres. *Tellus* **1979**, *31*, 68-74.
 - (4) Weiss, R. F. Carbon dioxide in water and seawater: The solubility of a non-ideal gas. *Marine Chem.* **1974**, *2*, 203-215.
 - (5) Weiss, R. F.; Price, B. A. Nitrous oxide solubility in water and seawater. *Marine Chem.* **1980**, *8*, 347-359.
 - (6) Wiesenburg, D. A. Carbon Monoxide in Seawater. In *Carbon Monoxide*; Cargill, R. W., Ed.; Pergamon Press: Oxford, 1990; Vol. 43.
 - (7) Young, C. L. Nitrous oxide in water. In *Oxides of Nitrogen*; Young, C. L., Ed.; Pergamon: Oxford, 1981; Vol. 8; pp 1-22.

Note 2: *Alkanes*

[Back to Table](#)

- CH₄.** Ostwald coefficients determined in filtered seawater with a salinity of 35‰.¹ Results fit to a linear equation.

- (1) Scharlin, P.; Battino, R. Solubility of CCl_2F_2 , CClF_3 , CF_4 , and CH_4 in water and seawater at 288.15-303.15 K and 101.325 kPa. *J. Chem. Eng. Data* **1995**, *40*, 167-169.

Note 3: Fluoromethanes

[Back to Table](#)

- CHF₃.** Gas solubilities measured at 278, 308, and 338 K and at NaCl concentrations from 0 to 0.0564 mole/mole (0 to 174‰) with a gas absorption unit.² Calculated values for 35‰ NaCl taken at each temperature and fitted to a two-parameter equation.
- CF₄.** Ostwald coefficients determined in filtered seawater with a salinity of 35‰.¹ Results fit to a linear equation.
- (1) Scharlin, P.; Battino, R. Solubility of CCl_2F_2 , CClF_3 , CF_4 , and CH_4 in water and seawater at 288.15-303.15 K and 101.325 kPa. *J. Chem. Eng. Data* **1995**, *40*, 167-169.
- (2) Zheng, D.-Q.; Guo, T.-M.; Knapp, H. Experimental and modeling studies on the solubility of CO_2 , CHClF_2 , CHF_3 , $\text{C}_2\text{H}_2\text{F}_4$ and $\text{C}_2\text{H}_4\text{F}_2$ in water and aqueous NaCl solutions under low pressures *Fluid Phase Equilibria* **1997**, *129*, 197-209.

Note 4: Fluorochloromethanes

[Back to Table](#)

- CHF₂Cl.** Gas solubilities measured at 278, 308, and 338 K and at NaCl concentrations from 0 to 0.0564 mole/mole (0 to 174‰) with a gas absorption unit.⁴ Calculated values for 35‰ NaCl taken at each temperature and fitted to a two-parameter equation. These values were double-weighted and fit together with the values measured² in seawater by a purge-and-trap technique.
- CFCl₃.** A linear fit to the results of Hunter-Smith, et al.¹ and Ooki and Yokouchi² in seawater. The results are in good agreement at low temperatures (<293 K) but diverge at room temperature and above.
- CF₂Cl₂, CF₃Cl.** Ostwald coefficients determined in filtered seawater with a salinity of 35‰.³ Results fit to a linear equation.
- (1) Hunter-Smith, R. J.; Balls, P. W.; Liss, P. S. Henry's law constants and the air-sea exchange of various low molecular weight halocarbon gases. *Tellus* **1983**, *35B*, 170-176.
- (2) Ooki, A.; Yokouchi, Y. Determination of Henry's law constant of halocarbons in seawater and analysis of sea-to-air flux of iodoethane ($\text{C}_2\text{H}_5\text{I}$) in the Indian and Southern oceans based on partial pressure measurements. *Geochem. J.* **2011**, *45*, e1-e7.
- (3) Scharlin, P.; Battino, R. Solubility of CCl_2F_2 , CClF_3 , CF_4 , and CH_4 in water and seawater at 288.15-303.15 K and 101.325 kPa. *J. Chem. Eng. Data* **1995**, *40*, 167-169.
- (4) Zheng, D.-Q.; Guo, T.-M.; Knapp, H. Experimental and modeling studies on the solubility of CO_2 , CHClF_2 , CHF_3 , $\text{C}_2\text{H}_2\text{F}_4$ and $\text{C}_2\text{H}_4\text{F}_2$ in water and aqueous NaCl solutions under low pressures *Fluid Phase Equilibria* **1997**, *129*, 197-209.

Note 5: Chloromethanes

[Back to Table](#)

- CH₃Cl.** From a measurement of the concentration of the substance in a column of seawater at 30.4 or 34.34‰ salinity as a stream of nitrogen is bubbled through.^{5,6} Similar results were reported by Elliott and Rowland at 0 and 22°C.³
- CH₂Cl₂.** From a measurement of the concentration of the substance in a column of seawater at 34.34‰ salinity as a stream of nitrogen is bubbled through⁵ combined with values determined in seawater of salinities of 33.1‰ to 36.1‰ by using a purge-and-trap method and an equilibrators.⁷
- CHCl₃.** Taken from a linear fit to the results of Moore, et al.,^{5,6} Hunter-Smith et al.,⁴ and Dewulf, et al.² The latter were from a study as a function of salinity and the calculated value at 35‰ was used. These data were double-weighted in the fit. A measurement at 25°C with a purge-and-trap/GC method gave a result in close agreement.⁸

CCl₄. A linear fit to the results of Hunter-Smith, et al.,⁴ Bullister and Wisegarver,¹ and Dewulf, et al.² The latter were from a study as a function of salinity and the calculated value at 35‰ was used. These data were double-weighted in the fit. The Bullister and Wisegarver¹ data were from a study of the solubility as a function of temperature and salinity. Calculated values for 35‰ from a complex expression were used.

- (1) Bullister, J. L.; Wisegarver, D. P. The solubility of carbon tetrachloride in water and seawater. *Deep-Sea Research Part I-Oceanographic Research Papers* **1998**, *45*, 1285-1302.
- (2) Dewulf, J.; Drijvers, D.; Van Langenhove, H. Measurement of Henry's law constant as function of temperature and salinity for the low temperature range. *Atmos. Environ.* **1995**, *29*, 323-331.
- (3) Elliott, S.; Rowland, F. S. Nucleophilic substitution rates and solubilities for methyl halides in seawater. *Geophys. Res. Lett.* **1993**, *20*, 1043-1046.
- (4) Hunter-Smith, R. J.; Balls, P. W.; Liss, P. S. Henry's law constants and the air-sea exchange of various low molecular weight halocarbon gases. *Tellus* **1983**, *35B*, 170-176.
- (5) Moore, R. M. The solubility of a suite of low molecular weight organochlorine compounds in seawater and implications for estimating the marine source of methyl chloride to the atmosphere. *Chemosphere - Global Change Science* **2000**, *2*, 95-99.
- (6) Moore, R. M.; Geen, C. E.; Tait, V. K. Determination of Henry law constants for a suite of naturally-occurring halogenated methanes in seawater. *Chemosphere* **1995**, *30*, 1183-1191.
- (7) Ooki, A.; Yokouchi, Y. Determination of Henry's law constant of halocarbons in seawater and analysis of sea-to-air flux of iodoethane (C₂H₅I) in the Indian and Southern oceans based on partial pressure measurements. *Geochem. J.* **2011**, *45*, e1-e7.
- (8) Ruiz-Bevia, F.; Fernandez-Torres, M. J. Determining the Henry's law constants of THMs in seawater by means of purge-and-trap gas chromatography (PT-GC): The influence of seawater as sample matrix. *Anal. Sci.* **2010**, *26*, 723-726.

Note 6: Bromomethanes

[Back to Table](#)

CH₃Br. Solubility determined with a gas-liquid membrane equilibrator with a 35‰ NaCl solution.¹ An approximately 5% correction was applied for non-ideality and to express the result in terms of fugacities. Very similar values were measured for filtered seawater. The results of Elliott and Rowland at 0 and 22°C are very close to these.²

CH₂Br₂. From a measurement of the concentration of the substance in a column of seawater at 34.34‰ salinity as a stream of nitrogen is bubbled through³ combined with values determined in seawater of salinities of 33.1‰ to 36.1‰ by using a purge-and-trap method and an equilibrator.⁵

CHBr₃. A linear fit to the results from a purge-and-trap method,⁵ calculated from the expression presented, and with a stripping technique with mass spectrometric detection.⁴ Another measurement at 25°C with a purge-and-trap/GC method gave a result about 50% higher.⁶

- (1) De Bruyn, W. J.; Saltzman, E. S. The solubility of methyl bromide in pure water, 35‰ sodium chloride and seawater. *Marine Chem.* **1997**, *56*, 51-57.
- (2) Elliott, S.; Rowland, F. S. Nucleophilic substitution rates and solubilities for methyl halides in seawater. *Geophys. Res. Lett.* **1993**, *20*, 1043-1046.
- (3) Moore, R. M. The solubility of a suite of low molecular weight organochlorine compounds in seawater and implications for estimating the marine source of methyl chloride to the atmosphere. *Chemosphere - Global Change Science* **2000**, *2*, 95-99.
- (4) Moore, R. M.; Geen, C. E.; Tait, V. K. Determination of Henry law constants for a suite of naturally-occurring halogenated methanes in seawater. *Chemosphere* **1995**, *30*, 1183-1191.
- (5) Ooki, A.; Yokouchi, Y. Determination of Henry's law constant of halocarbons in seawater and analysis of sea-to-air flux of iodoethane (C₂H₅I) in the Indian and Southern oceans based on partial pressure measurements. *Geochem. J.* **2011**, *45*, e1-e7.
- (6) Ruiz-Bevia, F.; Fernandez-Torres, M. J. Determining the Henry's law constants of THMs in seawater by means of purge-and-trap gas chromatography (PT-GC): The influence of seawater as sample matrix. *Anal. Sci.* **2010**, *26*, 723-726.

Note 7: Chlorobromomethanes[Back to Table](#)**CHBrCl₂.**

A linear fit to the results measured by a stripping technique at a salinity of 30.4‰.¹ A measurement at 25°C with a purge-and-trap/GC method gave a bit higher result.²

CHBr₂Cl.

A linear fit to the results from a stripping technique at a salinity of 30.4‰.¹ A measurement at 25°C with a purge-and-trap/GC method gave a result about 20% higher.²

- (1) Moore, R. M.; Geen, C. E.; Tait, V. K. Determination of Henry law constants for a suite of naturally-occurring halogenated methanes in seawater. *Chemosphere* **1995**, *30*, 1183-1191.
- (2) Ruiz-Bevia, F.; Fernandez-Torres, M. J. Determining the Henry's law constants of THMs in seawater by means of purge-and-trap gas chromatography (PT-GC): The influence of seawater as sample matrix. *Anal. Sci.* **2010**, *26*, 723-726.

Note 8: Iodomethanes[Back to Table](#)**CH₃I.**

A linear fit to the results from a stripping technique at a salinity of 30.4‰ by Moore, et al.,² Elliott and Rowland,¹ who also found similar results in 0.5 M NaCl, and Ooki and Yokouchi at salinities of 33.1‰ to 36.1‰.³

CH₂I₂.

A linear fit to the results from a stripping technique at a salinity of 30.4‰.²

- (1) Elliott, S.; Rowland, F. S. Nucleophilic substitution rates and solubilities for methyl halides in seawater. *Geophys. Res. Lett.* **1993**, *20*, 1043-1046.
- (2) Moore, R. M.; Geen, C. E.; Tait, V. K. Determination of Henry law constants for a suite of naturally-occurring halogenated methanes in seawater. *Chemosphere* **1995**, *30*, 1183-1191.
- (3) Ooki, A.; Yokouchi, Y. Determination of Henry's law constant of halocarbons in seawater and analysis of sea-to-air flux of iodoethane (C₂H₅I) in the Indian and Southern oceans based on partial pressure measurements. *Geochem. J.* **2011**, *45*, e1-e7.

Note 9: Chloriodomethanes[Back to Table](#)**CH₂CI.**

From a measurement of the concentration of the substance in a column of seawater at 34.34‰ salinity as a stream of nitrogen is bubbled through¹ combined with values determined in seawater of salinities of 33.1‰ to 36.1‰ by using a purge-and-trap method and an equilibribrator.²

- (1) Moore, R. M. The solubility of a suite of low molecular weight organochlorine compounds in seawater and implications for estimating the marine source of methyl chloride to the atmosphere. *Chemosphere - Global Change Science* **2000**, *2*, 95-99.
- (2) Ooki, A.; Yokouchi, Y. Determination of Henry's law constant of halocarbons in seawater and analysis of sea-to-air flux of iodoethane (C₂H₅I) in the Indian and Southern oceans based on partial pressure measurements. *Geochem. J.* **2011**, *45*, e1-e7.

Note 10: Fluoroethanes[Back to Table](#)**1,1-C₂H₄F₂.**

Gas solubilities measured at 278, 308, and 338 K and at NaCl concentrations from 0 to 0.0564 mole/mole (0 to 174‰) with a gas absorption unit.² Calculated values for 35‰ NaCl taken at each temperature and fitted to a two-parameter equation.

1,1,1,2-C₂H₂F₄.

Gas solubilities measured at 278, 308, and 338 K and at NaCl concentrations from 0 to 0.0564 mole/mole (0 to 174‰) with a gas absorption unit.² Calculated values for 35‰ NaCl taken at each temperature and fitted to a two-parameter equation. These values were double-weighted

and fit together with values determined in seawater of salinities of 33.1‰ to 36.1‰ by using a purge-and-trap method and an equilibrator.¹

- (1) Ooki, A.; Yokouchi, Y. Determination of Henry's law constant of halocarbons in seawater and analysis of sea-to-air flux of iodoethane (C₂H₅I) in the Indian and Southern oceans based on partial pressure measurements. *Geochem. J.* **2011**, *45*, e1-e7.
- (2) Zheng, D.-Q.; Guo, T.-M.; Knapp, H. Experimental and modeling studies on the solubility of CO₂, CHClF₂, CHF₃, C₂H₂F₄ and C₂H₄F₂ in water and aqueous NaCl solutions under low pressures *Fluid Phase Equilibria* **1997**, *129*, 197-209.

Note 11: Chloroethanes

[Back to Table](#)

1,1-C₂H₄Cl₂.

Derived from an equilibrium partitioning study as a function of salinity and temperature.¹ The derived value at 35‰ at each temperature was used.

1,2-C₂H₄Cl₂.

Derived from an equilibrium partitioning study as a function of salinity and temperature.¹ The derived value at 35‰ at each temperature was used. The data at 2°C were rejected due to a high reported standard deviation and a poor fit to the other results.

1,1,1-C₂H₃Cl₃.

The results from a multiple equilibration technique,² were combined with the derived values at 35‰ at each temperature from an equilibrium partitioning study as a function of salinity and temperature.¹ The highest temperature point from this latter study was not included in the fit.

C₂HCl₃, C₂Cl₄.

A fit to results from measurements of the concentration of the substance in a column of seawater at 34.34‰ salinity as a stream of nitrogen is bubbled through,³ from an equilibrium partitioning study as a function of salinity and temperature,¹ and from a gc/headspace method with seawater of 35‰ salinity.⁴ The derived value at 35‰ at each temperature from Dewulf et al.¹ was used and double-weighted.

- (1) Dewulf, J.; Drijvers, D.; Van Langenhove, H. Measurement of Henry's law constant as function of temperature and salinity for the low temperature range. *Atmos. Environ.* **1995**, *29*, 323-331.
- (2) Hunter-Smith, R. J.; Balls, P. W.; Liss, P. S. Henry's law constants and the air-sea exchange of various low molecular weight halocarbon gases. *Tellus* **1983**, *35B*, 170-176.
- (3) Moore, R. M. The solubility of a suite of low molecular weight organochlorine compounds in seawater and implications for estimating the marine source of methyl chloride to the atmosphere. *Chemosphere - Global Change Science* **2000**, *2*, 95-99.
- (4) Peng, J.; Wan, A. M. Effect of ionic strength on Henry's constants of volatile organic compounds. *Chemosphere* **1998**, *36*, 2731-2740.

Note 12: Iodoethanes

[Back to Table](#)

C₂H₅I.

Values determined in seawater of salinities of 33.1‰ to 36.1‰ by using a purge-and-trap method and an equilibrator.¹

- (1) Ooki, A.; Yokouchi, Y. Determination of Henry's law constant of halocarbons in seawater and analysis of sea-to-air flux of iodoethane (C₂H₅I) in the Indian and Southern oceans based on partial pressure measurements. *Geochem. J.* **2011**, *45*, e1-e7.

5.23 Bibliography – Table 5-7

- Bullister, J. L.; Wisegarver, D. P. The solubility of carbon tetrachloride in water and seawater. *Deep-Sea Research Part I-Oceanographic Research Papers* **1998**, *45*, 1285-1302.
- De Bruyn, W. J.; Saltzman, E. S. The solubility of methyl bromide in pure water, 35‰ sodium chloride and seawater. *Marine Chem.* **1997**, *56*, 51-57.
- Dewulf, J.; Drijvers, D.; Van Langenhove, H. Measurement of Henry's law constant as function of temperature and salinity for the low temperature range. *Atmos. Environ.* **1995**, *29*, 323-331.
- Douglas, E. Carbon monoxide solubilities in sea water. *J. Phys. Chem.* **1967**, *71*, 1931-1933.
- Elliott, S.; Rowland, F. S. Nucleophilic substitution rates and solubilities for methyl halides in seawater. *Geophys. Res. Lett.* **1993**, *20*, 1043-1046.
- Hunter-Smith, R. J.; Balls, P. W.; Liss, P. S. Henry's law constants and the air-sea exchange of various low molecular weight halocarbon gases. *Tellus* **1983**, *35B*, 170-176.
- Moore, R. M. The solubility of a suite of low molecular weight organochlorine compounds in seawater and implications for estimating the marine source of methyl chloride to the atmosphere. *Chemosphere - Global Change Science* **2000**, *2*, 95-99.
- Moore, R. M.; Geen, C. E.; Tait, V. K. Determination of Henry law constants for a suite of naturally-occurring halogenated methanes in seawater. *Chemosphere* **1995**, *30*, 1183-1191.
- Murray, C. N.; Riley, J. P. The solubility of gases in distilled water and sea water—IV. Carbon dioxide. *Deep Sea Research* **1971**, *18*, 533-541.
- Ooki, A.; Yokouchi, Y. Determination of Henry's law constant of halocarbons in seawater and analysis of sea-to-air flux of iodoethane (C₂H₅I) in the Indian and Southern oceans based on partial pressure measurements. *Geochem. J.* **2011**, *45*, e1-e7.
- Peng, J.; Wan, A. M. Effect of ionic strength on Henry's constants of volatile organic compounds. *Chemosphere* **1998**, *36*, 2731-2740.
- Ruiz-Bevia, F.; Fernandez-Torres, M. J. Determining the Henry's law constants of THMs in seawater by means of purge-and-trap gas chromatography (PT-GC): The influence of seawater as sample matrix. *Anal. Sci.* **2010**, *26*, 723-726.
- Scharlin, P.; Battino, R. Solubility of CCl₂F₂, CClF₃, CF₄, and CH₄ in water and seawater at 288.15-303.15 K and 101.325 kPa. *J. Chem. Eng. Data* **1995**, *40*, 167-169.
- Schmidt, U. The solubility of carbon monoxide and hydrogen in water and sea-water at partial pressures of about 10⁻⁵ atmospheres. *Tellus* **1979**, *31*, 68-74.
- Weiss, R. F. Carbon dioxide in water and seawater: The solubility of a non-ideal gas. *Marine Chem.* **1974**, *2*, 203-215.
- Weiss, R. F.; Price, B. A. Nitrous oxide solubility in water and seawater. *Marine Chem.* **1980**, *8*, 347-359.
- Wiesenburg, D. A. Carbon Monoxide in Seawater. In *Carbon Monoxide*; Cargill, R. W., Ed.; Pergamon Press: Oxford, 1990; Vol. 43.
- Young, C. L. Nitrous oxide in water. In *Oxides of Nitrogen*; Young, C. L., Ed.; Pergamon: Oxford, 1981; Vol. 8; pp 1-22.
- Zheng, D.-Q.; Guo, T.-M.; Knapp, H. Experimental and modeling studies on the solubility of CO₂, CHClF₂, CHF₃, C₂H₂F₄ and C₂H₄F₂ in water and aqueous NaCl solutions under low pressures *Fluid Phase Equilibria* **1997**, *129*, 197-209.

SECTION 6. THERMODYNAMIC PARAMETERS

Table of Contents

SECTION 6. THERMODYNAMIC PARAMETERS	6-1
6.1 Introduction.....	6-1
6.2 Notes to Table 6-2.....	6-22
6.3 Bibliography – Thermodynamic Parameters	6-116

Tables

Table 6-1. Glossary of Groupings.....	6-2
Table 6-2. Gas-Phase Entropy and Enthalpy Values at 100 kPa	6-3

6.1 Introduction

Table 6-2 lists selected entropy and enthalpy of formation values at 298 K for a number of atmospheric species. As much as possible, the values were taken from primary evaluations that develop a recommended value from the original studies. Otherwise, the values were selected from the original literature, which is referenced in the table. Often, the enthalpy of formation and the entropy values are taken from different sources, usually due to a more recent value for the enthalpy of formation. The cited error limits are from the original references and therefore reflect often widely varying criteria. Some enthalpy values have been adjusted to reflect the value of a reference compound selected for this table; these are mentioned in the Notes. Values that are calculated or estimated are also indicated in the Notes, along with information on the level of theory. Results other than those recommended are also often mentioned in the Notes, including recommendations from previous versions of this Table. These should provide a better perspective on the selected value. All values in the Table are in SI (Joule) units. In the notes, some values are reported in calorie units (1 cal = 4.184 J).

In order to make the utilization of Table 6-2 more convenient, the species are grouped according to some defining characteristic. Each of these groupings has a number linked to that group in the Table. Each group, in turn, has a linked Note associated with it, in which the group's species are listed sequentially, followed by comments. At the end of each Note, the applicable references are given. Below is a list of these various groups and their group numbers. Formulas are presented in the order: C H O N F Cl Br I S Hg.

Table 6-1. Glossary of Groupings

$H_{0-2} O_{0-3}$	1	$C_1 H_1 Br_{1-3} Cl_{1-3}$	46
H_2O complexes	2	$C_1 H_1 Br_{1,2} Cl_{1,2} F_{1,2}$	47
$H_{0-4} N_{1-2}$	3	$C_1 H_{0,1} Br_{1-4} Cl_{0,1} F_{0,1} O_{1,2}$	48
$N_{1-2} O_{1-5}$	4	$C_2 H_{0-5} Br_{1-6}$	49
$H_{1-4} N_{1-2} O_{1-3}$	5	$C_2 H_{0-2} Br_{1,2} Cl_{0-2} F_{0-4}$	50
$C_1 H_{0-4}$	6	$C_2 H_{0-2} Br_1 O_{1,2}$	51
$C_1 H_{0-4} O_{1-4}$	7	$C_3 H_7 Br$	52
$C_1 H_n N_m$	8	$H_{0,1} I_{1,2}$	53
$C_1 H_n N_m O_1$	9	$I_{1,2} O_{1-5}$	54
$C_1 H_n N_m O_r$ containing NO_2 moiety	10	$H_1 I_1 O_{1,2}$	55
$C_2 H_{0-6}$	11	$Br_{0,1} Cl_{0,1} F_{0,1} I_1$	56
$C_2 H_{1-6} O_1$	12	$F_1 I_1 O_{1,2}$	57
$C_2 H_{1-6} O_2$	13	$Cl_1 I_1 O_{1,2}$	58
$C_{0-4} H_n OC(O)O$ (carbonate) radicals	14	$Br_1 I_1 O_{1,2}$	59
$C_2 H_n O_{3,4}$	15	$I_1 N_1 O_{1-3}$	60
$C_2 H_n N_1 O_{0-5}$	16	$C_1 H_{0-3} I_{1-4}$	61
$C_3 H_n$	17	$C_1 H_{2,3} I_{1,2} O_2$	62
$C_3 H_{1-8} O$	18	$C_1 F_{1-3} I_{1,2}$	63
$C_3 H_{1-8} O_2$	19	$C_1 H_{0-2} Cl_{1-3} I_1$	64
$C_3 H_{1-8} N O_{0-2}$	20	$C_1 H_{0-2} Br_{1,2} I_{1,2}$	65
$C_4 H_{6-10} O_{0-4}$	21	$C_2 H_{2-5} I_1$	66
$F_{1-3} H_{0,1} N_{0-1} O_{0-3}$	22	$C_2 H_{0-2} F_{3-5} I_1$	67
$C_1 H_{0-3} F_{1-4}$	23	$C_2 H_{3-5} I_1 O_1$	68
$C_1 H_{0-n} F_{1-3} O_{1,2}$	24	$C_2 H_2 I_1 N_1$	69
$CF_3O_2NO_2$ and CF_2CN	25	$C_3 H_7 I_1$	70
$C_2 H_{0-n} F_{1-6}$	26	$H_{0-2} S_{1-3}$	71
$C_2 H_{0-n} F_{1-6} O_{1-3}$	27	$O_{1-3} S_{1-2}$	72
$C_{3,4} H_{0-n} F_{1-3} O_{0-2}$	28	$H_{1,2} O_{1-4} S_{1,2}$	73
$Cl_{1,2} F_{0,1} H_{0,1} O_{0-4}$	29	$H_1 N_1 O_1 S_1$	74
$Cl_{1-3} H_{0-2} N_1 O_{0-5}$	30	$Cl_{0,1} H_{0,1} F_{1,2} O_{1,2} S_1$	75
$C_1 H_{0-3} Cl_{1-4}$	31	NS and PS	76
$C_1 H_{0-3} Cl_{1-4} O_{1,2}$	32	$C_1 H_{0,1} S_{1,2}$	77
$C_1 H_{0-2} Cl_{1-3} F_{1-3}$	33	$C_1 H_{1-3} O_{1,2} S_{1,2}$	78
$C_1 H_{0-2} Cl_{1-3} F_{1-3} O_{1,2}$	34	$C_2 H_{5,6} S_{1,2}$	79
$C_2 H_{0-5} Cl_{1-6}$	35	$C_2 H_{4-6} O_{1,2} S_1$	80
$C_2 H_{0-3} Cl_{1-3} F_{1-5}$	36	Li compounds	81
$C_2 H_{0-4} Cl_{1-3} O_{1,2}$	37	Na compounds	82
$C_3 H_{2-6} Cl_1 F_{0-2}$	38	K compounds	83
$Br_{1,2} H_{0,1} O_{0-2}$	39	$H_{0-2} Hg_1 O_{0,1}$	84
$Br_1 F_1 O_{0-2}$	40	Hg mono-and di-halides	85
$Br_1 Cl_1 O_{0-2}$	41	Hg mixed di-halides	86
$Br_1 N_1 O_{1-3}$	42	$Hg_1 I_1 O_1$	87
$Br_{1-3} Cl_{0-2} H_{0-2} N_1$	43	$Br_{0-2} Cl_{0-2} H_{0,1} Hg_1 N_{0,1} O_{1,2}$	88
$C_1 H_{0-3} Br_{1-4}$	44	$C_{1-4} H_{3-10} Hg_1$	89
$C_1 H_{0-2} Br_{1-3} F_{1-3}$	45	$C_{1,2} H_{3,5} Br_{0,1} Cl_{0,1} Hg_1$	90

Table 6-2. Gas-Phase Entropy and Enthalpy Values at 100 kPa

SPECIES	$\Delta_f H(298\text{ K})$ kJ mol ⁻¹	$\Delta_f H(0\text{ K})$ kJ mol ⁻¹	S(298 K) J K ⁻¹ mol ⁻¹
(1) Simple compounds of H and O Back			
H	217.997±0.001	216.034±0.0001	114.717±0.001
H ₂	0.00	0.00	130.680±0.003
O(³ P)	249.229±0.002	246.844±0.002	161.059±0.003
O(¹ D)	438.05±0.1		
O ₂	0.00		205.152±0.005
O ₂ (¹ Δ _g)	94.29±0.01		
O ₂ (¹ Σ _g ⁺)	156.96±0.01		
O ₃	141.732±0.039	144.386±0.039	239.01
OH	37.492±0.026	37.253±0.026	183.737
H ₂ O	-241.831±0.026	-238.928±0.026	188.832
HO ₂	11.92±0.22	14.85±0.22	229.1
H ₂ O ₂	-135.9±0.2	-129.9±0.2	234.5±0.1
HO ₃	18.1±6.2	21.8±6.3	
HOOOH	-90.0	-81.1	
HOOOOH	-44.4	-33.5	
(2) Water complexes Back			
H ₂ O•H ₂ O	-491.115±0.052	-491.075±0.080	300.946
OH•H ₂ O	-226		
HO ₂ •H ₂ O	-268.0±3	-259.6±3	308.9
O ₃ •H ₂ O	-107		
CH ₂ O•H ₂ O	-380		
OCi•OH ₂	-130		
ClO•HOH	-125		
OBri•OH ₂	-133		
BrO•HOH	-126		
(3) Simple compounds of N and H Back			
N(⁴ S)	472.435±0.023	470.573±0.023	153.301±0.003
N ₂	0.00	0.00	191.609±0.004
NH	357±1	357±1	181.25±0.04
NH ₂	186.2±1.0	189.1±1.0	194.868
NH ₃	-45.94±0.35	-38.95±0.35	192.77±0.05
N ₂ H	251	254	156.77
<i>trans</i> -N ₂ H ₂	201	209	218.20
<i>cis</i> -N ₂ H ₂	223	230	218.45
N ₂ H ₃	225	235	237.27
N ₂ H ₄	95.2±0.5	109.3±0.5	238.165
(4) Simple compounds containing N and O Back			
NO	91.090±0.062	90.586±0.062	210.76
N ₂ O	81.6±0.5	85.3±0.5	220.01
NO ₂	33.97±0.08	36.78±0.08	240.17
NO ₃	74.7±1.1	79.9±1.1	258.4±1.0
N ₂ O ₃	86.6±1	91.2±1	314.74
N ₂ O ₄	11.1±1	20.4±1	304.45
N ₂ O ₅	14.4	24.0	353.45

SPECIES	$\Delta_f H(298\text{ K})$ kJ mol ⁻¹	$\Delta_f H(0\text{ K})$ kJ mol ⁻¹	S(298 K) J K ⁻¹ mol ⁻¹
(5) Compounds containing N, H, and O		Back	
HNO	109.2±2.1	112.1±2.1	220.914
HON	217.1±2.1	220.0±2.1	
NH ₂ O	66.9±3.3	72.4±3.3	
NH ₂ OH	-47.7±2.5		236.18
HNOH	96.7±3.3	103.8±3.3	
NH ₂ NO ₂	4.9±2.4	18.3±2.4	268.0±1.5
HONO	-78.45±0.8	-72.80±0.8	254.07
<i>trans</i> -HONO	-78.94±0.6	-72.80±0.6	249.109
<i>cis</i> -HONO	-77.45±0.7	-71.1±0.7	266.876
<i>trans</i> -HOON	95.1		
HNO ₂	-45.61±0.2		232.46
HONO ₂	-134.3±0.5	-124.6±0.5	266.88±0.7
<i>cis,cis</i> -HOONO	-15.0	-7.8	279
<i>trans,perp</i> -HOONO	-0.5	6.1	285
HO ₂ NO ₂	-52.7±4.1	-41.6±4.1	297±4
NH ₄ NO ₃	-259±21		342.3
(6) Compounds with one C and 0-4 H		Back	
C	716.68±0.45	711.19±0.45	158.100±0.001
CH	595.8±0.6	592.5±0.6	183.04
CH ₂ (³ B ₁)	391.51±0.13	390.96±0.13	194.436
CH ₂ (¹ A ₁)	429.04±0.14	428.63±0.14	189.220
CH ₃	146.7±0.3	150.0±0.3	194.008
CH ₄	-74.549±0.060	-66.580±0.060	186.38
(7) Compounds containing one C, 0-4 H, and one or more O		Back	
CO	-110.53±0.17	-113.81±0.17	197.660±0.004
CO ₂	-393.51±0.13	-393.14±0.13	213.785±0.010
HCO	44.15±0.43		224.34
CH ₂ O	-108.99±1.76	-105.15±1.75	218.76
<i>trans</i> -HOCO	-184.5±1.2	-181.3±1.2	251.4
<i>cis</i> -HOCO	-177.8±1.2	-174.6±1.2	251.7
HC(O)O	-126.6±1.7	-123.0±1.7	244.7
C(O)OH	-193		251.6
HC(O)OH	-378.6±0.7		248.2
<i>trans</i> -HC(O)OO	-95.4±14.6		
<i>cis</i> -HC(O)OO	-85.8±14.6		
<i>trans</i> -HC(O)OOH	-289.1±3.8	-279.5±3.8	
<i>cis</i> -HC(O)OOH	-274.9±3.8	-265.3±3.8	
CH ₂ OO	110	118	
CH ₂ O ₂	5.0	12.6	
CH ₃ O	21.0±2.1	28.4±2.1	234.278
CH ₃ O ₂	9.0±5.1		279.74
CH ₂ OH	-17.0±0.7	-10.7±0.7	244.170±0.018
CH ₃ OH	-201.00±0.6	-190.12±0.6	239.865
CH ₃ OH•HO ₂	179.3		381
CH ₂ OOH	67.20		270.4
CH ₃ OOH	-136.8	-124.0	276.5±3.0
CH ₃ O ₃	24.3		317.52
CH ₃ O ₄	5.9		404.83

SPECIES	$\Delta_f H(298\text{ K})$ kJ mol ⁻¹	$\Delta_f H(0\text{ K})$ kJ mol ⁻¹	S(298 K) J K ⁻¹ mol ⁻¹
(8) Compounds containing one C and H and N Back			
CN	440±5	437±5	202.64
HCN	132±4	132.4±4	201.82
C ₂ N ₂	309.1±0.8	307.15±0.8	242.20
CH ₂ NH ₂	149±8		
CH ₃ NH ₂	-23.4±1.0		242.89
CH ₂ CN	252.6±4	255.2±4	
CH ₃ CN	74.0±0.4	81.0±0.4	245.12±0.8
CH ₂ N ₂	273.2	279.1	
(9) Compounds containing one C and H, N, and O Back			
CH ₂ NO	157±4		
NH ₂ CO	-13.1±1.5	-7.2±1.5	256.5
NCO	151±14		232.38
HNCO	-119.2±1.4	-116.2±1.4	237.97±0.8
HCONH ₂	-193.9±2.0		
CH ₂ NO ₂	147.3		272.48
CH ₃ NO ₂	-74.3±0.6		275.2
CH ₃ ONO	-64.0		284.3
CH ₃ ONO ₂	-122.2±4.3		301.9
CH ₃ O ₂ NO ₂	-62.8		
C(NO ₂) ₄	82.0		
(NH ₂) ₂ CO	-235.7±1.4	-218.9±1.4	
(10) A series of nitroalkanes, their isomers, and radical products Back			
CH ₂ N(O)OH	-13.0		
CH(NO ₂) ₂	169		
CH ₂ (NO ₂) ₂	-42.7		
CH ₂ (NO ₂)ONO	-75.7		
CH(NO ₂)N(O)OH	-1.26		
CH(NO ₂) ₃	7.1		
CH(NO ₂) ₂ ONO	-50.2		
C(NO ₂) ₂ (NOOH)	68.6		
(11) Compounds containing two C and 0 - 6 H Back			
C ₂	828.73±0.29	820.26±0.29	199.382
C ₂ H	565.3±2.9	561.1±2.9	209.73
C ₂ H ₂	227.4±0.8	227.96±0.8	200.93
H ₂ CC	428±17	427±17	
C ₂ H ₃	295.4±1.7	299.6±1.7	233.0
C ₂ H ₄	52.4±0.5	60.99±0.5	219.316
C ₂ H ₅	120.9±1.7	131.8±1.7	250.52
C ₂ H ₆	-83.85±0.29		229.162
(12) Compounds containing two C, one O, and 1-6 H Back			
CHCO	173.0±9.6		
CH ₂ CO	-49.58±0.88	-46.44±0.88	
CH ₃ CO	-10.3±1.8	-3.6±1.8	267.448
C ₂ H ₂ OH	121±11		
CH ₂ C(O)H	16.1±1.5	23.4±1.5	259.52
CH ₃ C(O)H	-166.1±0.5		263.95
<i>syn</i> -CHCHOH	130.9±2		267.6
<i>anti</i> -CHCHOH	140.2±2		267.2
<i>anti</i> -CH ₂ COH	113.2±2		264.1

SPECIES	$\Delta_f H(298\text{ K})$ kJ mol ⁻¹	$\Delta_f H(0\text{ K})$ kJ mol ⁻¹	$S(298\text{ K})$ J K ⁻¹ mol ⁻¹
<i>syn</i> -CH ₂ CHOH	-125.4±2		258.4
<i>anti</i> -CH ₂ CHOH	-120.8±2		258.3
CH ₃ CH ₂ O	-13.6±4.0	-0.2±4.0	277.642
CH ₂ CH ₂ OH	-31±7		
CH ₃ CHOH	-53.22		282.2
C ₂ H ₅ OH	-234.8±0.5	-217.08±0.5	281.622
CH ₃ OCH ₂	3.8		278.2
CH ₃ OCH ₃	-184.1±0.5		267.34
(13) Compounds containing two C, two O, and 1-6 H			Back
(CHO) ₂	-212±0.8	-206.4±0.5	
cy-(C ₂ H ₂ O)O	-190±10		
CH ₃ CHOOH	26.40		314.8
C ₂ H ₅ O ₂	-27.4±9.9		
C ₂ H ₅ OOH	-166.9		311.5
CH ₃ OCO	-173.8±2.4		290.1
CH ₂ OC(O)H	-155.2		289.7
CH ₃ OC(O)H	-357.4±0.7		287.1
CH ₃ COO	-190		284.9
CH ₂ (OH)C(O)	-154		
CH(OH)C(O)H	-207		
CH ₂ (OH)C(O)H	-318		
CH ₂ C(O)OH	-253±13		283.4
CH ₃ C(O)O	-192.5		
CH ₃ C(O)OH	-432.8±0.5		332.67
CH ₂ C(OH) ₂	-309.2±1.3		
CH ₂ (OH)CH ₂ OH	-392.2±4.0		303.81
C(OH) ₂ C(O)H	-400±1		
CH(OH) ₂ C(O)H	-496±0.4		
C(O)HC(O)H	-212.0±0.7		
CH ₂ OOCH ₃	71.42		303.8
CH ₃ OOCH ₃	-125.5±5.0	-106.5±5.0	308.4±3.0
(14) Alkylcarbonate radicals			Back
HOC(O)O	-360.0		
CH ₃ OC(O)O	-347.9		
C ₂ H ₅ OC(O)O	-379.3		
<i>i</i> -C ₃ H ₇ OC(O)O	-419.7		
<i>t</i> -C ₄ H ₉ OC(O)O	-457.7		
(15) Compounds with two C and more than 2 O			Back
CH ₃ C(O)O ₂	-154.4		
CH ₂ (OH)C(O)OH	-583±10	-568±10	318.6±5.0
CH ₂ (OH)OOCH ₂ OH	-571.7±6.6		
(HOCO) ₂	-731.8±2.0	-721.2±2.0	320.6±5.0
CH ₃ O ₄ CH ₃	-41.0		368.74
C(OH) ₂ C(O)H	-400±1		
CH(OH) ₂ C(O)H	-496±0.4		
(16) Compounds with two C, one N, and 0-5 O			Back
C ₂ H ₅ NO ₂	-105.56±0.29		
C ₂ H ₅ ONO	-99.37±0.50		
C ₂ H ₅ O ₂ NO ₂	-96.7		
CH ₃ C(O)O ₂ NO ₂	-240.1		

SPECIES	$\Delta_f H(298\text{ K})$ kJ mol ⁻¹	$\Delta_f H(0\text{ K})$ kJ mol ⁻¹	$S(298\text{ K})$ J K ⁻¹ mol ⁻¹
CH ₃ CHN(O)OH	-54.4		
C ₂ H ₅ NH ₂	-47.5±0.6		
CH ₃ NHCH ₃	-18.8±1.5		
CH ₃ CONH ₂	-238.3±0.8		
(17) C3 hydrocarbons Back			
C ₃ H ₄	190.5±1.1		
C ₃ H ₄	184.9±0.7		
cy-C ₃ H ₃		497.5±16.7	
cy-C ₃ H ₄	277.1±2.5		
C ₃ H ₅	166.1±4.3	177.8±4.3	248±15
C ₃ H ₆	20.0±0.7		266.6
n-C ₃ H ₇	101.3±1.0	119.1±1.0	
i-C ₃ H ₇	86.6±2.0		281±5
C ₃ H ₈	-104.68±0.50		270.20
(18) Compounds containing 3 C 1-8 H, and 1 O Back			
1-C ₃ H ₇ OH	-255.1±0.4		
2-C ₃ H ₇ OH	-272.6±0.5		
C ₂ H ₅ CO	-36.4±2.9		298.3
C ₂ H ₅ C(O)H	-185.6±0.8		304.51
syn- CH ₂ CHOCH ₂	88.9±2		316.14
anti- CH ₂ CHOCH ₂	92.2±2		316.85
syn- CHCHOCH ₃	148.8±2		300.62
anti- CHCHOCH ₃	164.2±2		307.40
syn- CH ₂ COCH ₃	140.3±2		312.50
anti- CH ₂ COCH ₃	134.8±2		319.49
syn- CH ₂ CHOCH ₃	-107.0±2		273.80
anti-CH ₂ CHOCH ₃	-100.0±2		299.37
CH ₃ C(O)CH ₂	-34±3		303.99
CH ₃ C(O)CH ₃	-217.1±0.7		295.46
CH ₃ CHOCH ₃	-37.2		313.7
CH ₃ CH ₂ OCH ₂	-31.3		315.1
CH ₃ CH ₂ OCH ₃	-216.4±0.6		305.9
CH ₂ CC(O)H	177.8±1.7		
CH ₂ CHCO	100±13		279.5
CH ₃ CHCO	-64.9		
CH ₂ CHC(O)H	-74.3±1.7		
(19) Compounds containing 3 C 1-8 H, and 2 O Back			
C ₃ H ₅ O ₂	90.5±6.6		
CH ₂ CHOOCH ₃	-42.0		344.2
CH ₃ CH(OH)CH ₂ OH	-429.8±4.1		
C ₃ H ₅ OOH	-183.4±1.1		
CH ₂ OC(O)CH ₃	-210.6		323.5
CH ₃ OC(O)CH ₃	-413.0		320.9
CH ₃ OCH ₂ OCH ₃	-348.5±0.8		
CH ₃ CH ₂ OC(O)	-194.6		325.8
CH ₃ CHOC(O)H	-197.2		327.6
CH ₃ CH ₂ OC(O)H	-392.8		323.5
CH ₂ (OH)C(O)CH ₃	-373		
CH ₃ CHOOCH ₃	31.5		347.52
CH ₃ CH ₂ OOCCH ₃	-154.5		344.4

SPECIES	$\Delta_f H(298\text{ K})$ kJ mol ⁻¹	$\Delta_f H(0\text{ K})$ kJ mol ⁻¹	S(298 K) J K ⁻¹ mol ⁻¹
(CH ₃) ₂ CHOO	-65.4±11.3		
(CH ₃) ₂ COOH	-14.2		349.9
(CH ₃) ₂ CHOOH	-204.2		340.0
CH ₃ C(OH) ₂ C(O)H	-550.8±7.1		
CH ₂ (OH)CH(OH)CH ₂ OH	-577.9±1.1		
CH ₂ CHOOCH ₃	-42.0		344.2
(20) Compounds containing 3 C, H, N, and O Back			
C ₃ H ₇ NH ₂	-70.8±1.5	-43.3±1.5	
(CH ₃) ₃ N	-23.6±1.3		
(CH ₃) ₃ NO	80±5		
C ₃ H ₇ O ₂ NO ₂	-111		
NCC(O)CN	247.5±6.4	246.5±6.4	310.0±1.0
(21) Compounds containing 4 C, H, and O Back			
n-C ₄ H ₁₀	-125.65±0.67		309.91
(CH ₃) ₂ CCO	-90.8		
CH ₃ C(CH ₃) ₂ O	-91.3±1.5		
(CH ₃) ₃ COO	-101.5±9.2		
(CH ₃) ₃ COOH	-239±18		
(CH ₃ COO) ₂	-500±10	-477±10	390.7±6.0
<i>trans</i> -CH ₃ CHCHOOCH ₃	-83.5		381.7
<i>cis</i> -CH ₃ CHCHOOCH ₃	-89.0		382.8
CH ₂ C(CH ₃)OOCH ₃	-87.0		366.9
CH ₂ CHCH ₂ OOCH ₃	-50.5		394.3
(22) Inorganic compounds containing F Back			
F	79.38±0.05	77.29±0.05	158.751±0.004
F ₂	0.00	0.00	202.791±0.005
HF	-273.30±0.70	273.25±0.70	173.799±0.003
HOF	-86.7±1.0	-83.8±1.0	226.77±0.21
FO	110.7±0.5	110.0±0.5	216.40±0.3
FOF	24.5±2	26.8±2	247.46±0.4
OFO	523.0±1.3	523.8±1.3	251±1
FOO	25.6±2		259.5±0.2
HOOF	-42.7±4	-36.8±4	
FOOF	19.2±2.0	22.9±2.0	277.2±0.2
FOOOF	110.3±4		209.7
FNO	-87.2±1.2	-84.7±1.2	247.7±1.5
<i>cis</i> -FONO	42.6±1.6	47.1±1.6	274.0±1.5
<i>trans</i> -FONO	54.2±1.6	58.4±1.6	275.5±1.5
FNO ₂	-114.9±1.6	-108.7±1.6	258.5±1.5
FONO ₂	12.3±2.0	19.8±2.0	291.3±1.5
NF ₂	35.6±8		
NF ₃	-132.8±0.8		
(23) Compounds containing one C, H, and one or more F Back			
CF	244.1±10	240.5±10	213.03
CHF	149.8±2.1	149.8±2.1	223.09
CH ₂ F	-32±8	-29±8	236.52
CH ₃ F	-238.9±0.8	-230.5±0.8	222.78
CF ₂	-192.0±3.3	-192.5±3.3	240.66
CHF ₂	-239±4	-235±4	258.50
CH ₂ F ₂	-452.7±0.8	-444.8±0.8	246.59

SPECIES	$\Delta_f H(298\text{ K})$ kJ mol ⁻¹	$\Delta_f H(0\text{ K})$ kJ mol ⁻¹	S(298 K) J K ⁻¹ mol ⁻¹
CF ₃	-465.7±2.1	-462.8±2.1	264.56
CHF ₃	-692.9±2.1	-685.8±2.1	259.67
CF ₄	-933.20±0.75	-927.20±0.75	261.454
(24) Compounds containing one C and one or more F and O			Back
CFH ₂ O	-210		
CFH ₂ OH	-433		
FCO	-176.7±0.9	-177.2±0.9	248.78
FCO ₂	-362.8±2.5		
CHFO	-382.5±1.2	-378.8±1.2	246.69
CF ₂ HO	-417		
CF ₂ HOH	-682		
CF ₂ O	-606.5±1.2	-603.4±1.2	258.97
CF ₃ O	-635±7		
CF ₂ O ₂	-427±6		
CF ₃ O ₂	-614±15		
CF ₃ OH	-923.4±13.4		
CF ₃ OF	-740.1±7.5		
CH ₂ FOOH	-352		
CHF ₂ OOH	-575		
CF ₃ OOH	-807		
(25) CF₃O₂NO₂ and CF₂CN			Back
CF ₃ O ₂ NO ₂	102.7±2.0		163±7
CF ₃ CN	-495.4±1.7	-491.6±1.7	
(26) Compounds containing two C and one or more F			Back
CH ₂ CHF	-138.8±1.7		
CH ₂ CH ₂ F	-59.4±8		279.7
CH ₃ CHF	-70.3±8		274.0
CH ₃ CH ₂ F	-272.5±3.2	-257.0.3±3.2	264.6±1.5
CH ₂ CF ₂	-335.0±4.5		
CH ₃ CHF ₂	-503.0±3.2	-488.6±3.2	282.0±1.5
<i>anti</i> -CH ₂ FCH ₂ F	-443.4±3.2	-429.8±3.2	289.5±1.4
<i>gauche</i> -CH ₂ FCH ₂ F	-447.3±3.2	-433.5±3.2	288.8±1.4
CH ₂ FCHF	235.5		293.3
CHF ₂ CH ₂	-277		297.8
CH ₃ CF ₂	-302.5±8.4		290.3
CH ₃ CHF ₂	-500.8±6.3	-486.9±6.3	282.4
<i>anti</i> -CH ₂ FCHF ₂	-666.4±3.2	-653.7±3.2	309.8±1.5
<i>gauche</i> -CH ₂ FCHF ₂	-661.0±3.2	-648.3±3.2	309.2±1.5
CH ₂ CF ₃	-517.1±5		306.8
CH ₃ CF ₃	-751.5±3.2	-738.3±1.7	286.8±1.5
CF ₂ CF ₂	-658.9±4.9		
<i>anti</i> -CHF ₂ CHF ₂	-878.4±3.2	-867.9±3.2	319.0±1.5
<i>gauche</i> -CHF ₂ CHF ₂	-872.2±3.2	-861.7±3.2	318.9±1.5
CHFCF ₃	-690		326.2
CH ₂ FCF ₃	-906.2±3.2	-894.6±3.2	316.0±1.5
CF ₂ CF ₃	-891±5		
CHF ₂ CF ₃	-1110.6±3.2	-1100.6±3.2	332.9±1.5
C ₂ F ₆	-1344.3±3.4	-1335.9±3.4	331.8

SPECIES	$\Delta_f H(298\text{ K})$ kJ mol ⁻¹	$\Delta_f H(0\text{ K})$ kJ mol ⁻¹	S(298 K) J K ⁻¹ mol ⁻¹
(27) Compounds containing two C and one or more F and O			Back
CH ₂ FCH ₂ OH	-423.6±5		
CH ₂ FCOOH	-594.0±5		
CF ₃ CO	-605±2		325.5
CF ₃ C(O)H	-810.4		317.6
CH ₃ C(O)F	-442.1±3.3		
CF ₃ C(O)F	-1038±4		
CF ₃ C(O)OH	-1031±1.7		
CF ₃ OCO ₂	-958±16		
CF ₃ OOCF ₃	-1471±21		
(28) Compounds containing more than two C and one or more F			Back
iso-C ₃ H ₇ F	-315.5±2.1		
tert-C ₄ H ₉ F	-360±8		
CF ₃ C(O)OCH ₃	-993		402
(29) Inorganic compounds containing Cl			Back
Cl	121.303±0.002	119.622±0.0002	165.190±0.004
Cl ₂	0.0		223.081±0.010
HCl	-92.31±0.10	-92.13±0.10	186.902±0.005
ClO	101.681±0.040	101.086±0.040	224.96±0.1
ClOO	98.3±2.1		270.3
ClOOH	0.8±4		
OCIO	98.1±0.6	100.6±0.6	256.84
ClO ₃	185.4±1.7	191.2±1.7	270.75±0.5
ClClO	133.5	134.7	277.6
ClOCl	81.3±1.8	83.1±1.8	
ClOOCl	130.1±1	133.3±1	302.9
ClClO ₂	114.6±5	118.7±5	294.4±6
ClOCIO	164.0±5	166.5±5	312.6
Cl ₂ O ₃	140±5	144±5	337.8±6
HOCl	-74.8±1.2	-71.8±1.2	236.50±0.42
HOCIO	20.9±1.7	25.9±1.7	
HOCIO ₂	-10.9±1.3	-3.8±1.3	
HOCIO ₃	-0.4±4.2	12.1±4.2	
ClF	-55.70±0.31	-55.605±0.31	217.94
ClOF	24.3		
ClO ₂ F	-34.3		
(30) Inorganic compounds containing Cl, O, and N			Back
ClNO	54.3±1.4	56.2±1.4	261.0±1.5
ClNO ₂	12.5±1.0	17.9±1	272.23
cis-ClONO	55.2±2.7	59.6±2.7	282.8±1.5
trans-ClONO	68.4±2.7	72.4±2.7	286.1±1.5
cis, perp-ClO ₂ NO	102		315.9
trans, perp-ClO ₂ NO	108		318.8
ClONO ₂	26.7±3.1	33.8±2.7	301.9±1.5
cis, perp-ClOONO	130.0±3.1	135.5±3.1	312.2±1.5
trans, perp-ClOONO	136.4±3.1	143.0±3.1	315.1±1.5
trans, perp-OCIONO	179	183	
O ₂ ClONO ₂	92±17		
NH ₂ Cl	50.4	57.5	
NHCl ₂	140.0	145.9	

SPECIES	$\Delta_f H(298\text{ K})$ kJ mol ⁻¹	$\Delta_f H(0\text{ K})$ kJ mol ⁻¹	S(298 K) J K ⁻¹ mol ⁻¹
NCl ₃	227.4	230.9	
(31) Compounds containing one C and one or more Cl and H			Back
CCl	433.7±1.1	430.0±1.1	224.3±1.1
CHCl	319.4±0.8	319.2±0.8	234.88
CH ₂ Cl	117.3±3.1	120.7±3.1	271±7
CH ₃ Cl	-81.9±0.6	-73.6±0.6	227.15
CCl ₂	229.4±0.8	228.3±0.8	265.03
CHCl ₂	89.0±3.0	91.4±3.0	280±7
CH ₂ Cl ₂	-95.1±2.5	-89.7±2.5	270.31
CCl ₃	71.1±2.5	71.7±2.5	303.24
CHCl ₃	-102.9±2.5	-97.8±2.5	295.51
CCl ₄	-95.6±2.5	-93.3±2.5	309.90
(32) Compounds containing one C and one or more Cl, H, and O			Back
CClH ₂ O	-18.4		
CClH ₂ OH	-246		
CClO	-21.8±2.5		265.3±1.3
CHClO	-184.2±1.7	-180.8±1.7	259.07
CH ₂ OCl	135.5		279.7
CH ₃ OCl	-64.5		272.8
CH ₂ ClO ₂	-5.1±13.6		
CH ₂ ClOOH	-173.3±6.1		303.09
CCl ₂ O	-220.9		283.8
CCl ₂ HO	-27.6		
CCl ₂ HOH	-277		
CHCl ₂ O ₂	-19.2±11.2		
CH ₂ ClOCl	-92.3		311.8
CHCl ₂ OOH	-187.2±13.6		330.75
CHCl ₂ OCl	-109.4		339.1
CCl ₃ O	-43.5±20		
CCl ₃ OH	-293		
CCl ₃ O ₂	-20.9±8.9		
CCl ₃ OOH	-190.9±13.1		346.64
CCl ₃ OCl	-111.8		357.2
(33) Compounds containing one C and one or more Cl and F			Back
CHFCI	-61±10	-57.8±10	273.5±1.5
CH ₂ FCI	-263.9±3.1	-256.3±3.1	263.8±1.5
CFCl	31±13	30.2±13	259.03
CF ₂ Cl	-274.4±2.7	-272.2±2.7	285.5±1.5
CFCl ₂	-93.3±3.8	-91.8±3.8	297.4±1.5
CHFCI ₂	-283.1±4.2	-277.3±4.2	292.4±1.5
CHF ₂ Cl	-482.6±3.2	-476.1±3.2	280.8
CFCl ₃	-285.3	-282	309.9
CF ₂ Cl ₂	-494.1	-489.9	300.7
CF ₃ Cl	-709.2±2.9	-704.2±2.9	285.2
(34) Compounds containing one C and one or more Cl, F, and O			Back
CFCIO	-410.9±1.7	-408.4±1.7	276.70
CF ₃ OCl	-734.7±4.2		
CCl ₃ OF	-158.1		
cis-FC(O)OCl	-418	-414	
trans-FC(O)OCl	-429	-425	

SPECIES	$\Delta_f H(298\text{ K})$ kJ mol ⁻¹	$\Delta_f H(0\text{ K})$ kJ mol ⁻¹	S(298 K) J K ⁻¹ mol ⁻¹
CHClFOOH	-345		
CCl ₂ FOOH	-390		
(35) Compounds containing two C and one or more Cl			Back
C ₂ HCl	226±10		
C ₂ H ₃ Cl	22±3		
CH ₂ CH ₂ Cl	93.0±2.4		271±7
CH ₃ CHCl	76.5±1.6		279±6
CH ₃ CH ₂ Cl	-112.1±0.7		275.78
C ₂ Cl ₂	227±14		
CH ₂ CCl ₂	2.4±2.0		
cis-CHClCHCl	-3±2		
trans-CHClCHCl	-0.5±2.0		
CH ₃ CCl ₂	42.5±1.7		288±5
CH ₃ CHCl ₂	-132.5±3.5		305.05
CHCl ₂ CH ₂	90.1		
CH ₂ ClCH ₂ Cl	-132.0±3.5		
C ₂ HCl ₃	-17.5±3.0		325.20
CH ₂ ClCHCl ₂	-148.0±4.0		
CH ₂ CCl ₃	71.5±8		
CH ₃ CCl ₃	-144.6±2.0		320.03
C ₂ Cl ₄	-24.2±4		341.03
CHCl ₂ CHCl ₂	-156.7±3.5		
CH ₂ ClCCl ₃	-152.3±2.4		
C ₂ Cl ₅	-21.3±5.4		
C ₂ HCl ₅	-155.9±4.3		
C ₂ Cl ₆	-148.2±5.7		398.62
(36) Compounds containing two C and one or more F and Cl			Back
CH ₃ CHFCI	-313.4±2.6		
CH ₂ CF ₂ Cl	-316.2		322.08
CH ₃ CF ₂ Cl	-536.2±5.2		307.1
CH ₃ CFCl ₂	-347.0		
CF ₂ CFCl	-505.5±4.7		
CF ₃ CHFCI	-690.4±4.9		
CF ₃ CH ₂ Cl	-746.4		
CF ₃ CHCl ₂	-749.7		
CF ₃ CCl ₃	-754.0		
CF ₂ ClCF ₂ Cl	-937.0±7.3		
CF ₂ ClCFCl ₂	-716.8±4.3		
C ₂ F ₅ Cl	-1118.8±4.1		
(37) Compounds containing two C and one or more Cl and O			Back
ClCH ₂ CH ₂ OH	-267.2±0.8		
CH ₃ CHClO ₂	-54.7±3.4		
CH ₃ C(O)Cl	-242.8±0.8		
CH ₂ ClC(O)OH	-427.6±1.0	-416.0±1.0	325.9±5.0
CH ₂ ClCH ₂ OOH	-191±5		373.38
CH ₃ CHClOOH	-226		331
CH ₃ CCl ₂ OOH	-244		362
CH ₂ ClC(O)Cl	-244.8±8.6		
Cl(O)CC(O)Cl	-335.8±6.2		
CHCl ₂ C(O)Cl	-241.0±8.6		

SPECIES	$\Delta_f H(298\text{ K})$ kJ mol ⁻¹	$\Delta_f H(0\text{ K})$ kJ mol ⁻¹	S(298 K) J K ⁻¹ mol ⁻¹
CCl ₃ CH ₂ OOH	-210±6		405.26
CCl ₃ CO	-62.8		359.4
CCl ₃ C(O)H	-236		346.4
CCl ₃ C(O)Cl	-240±9		
CH ₃ CCl ₂ O ₂	-69.7±4		
CHCl ₂ CH ₂ OOH	-205±6		386.31
(38) Compounds containing three C and, possibly, F, Cl, and O Back			
CH ₃ CHClCH ₃	-145.7±0.7	-124.9±0.7	
CF ₂ ClC(O)OCH ₃	-819		
CF ₂ ClC(O)OCH ₂	-610		
(39) Inorganic compounds containing Br Back			
Br	111.87±0.12	117.93±0.12	175.018±0.004
Br ₂ (g)	30.91±0.11	45.71±0.11	245.468±0.005
HBr	-36.29±0.16	-28.44±0.16	198.700±0.004
BrO	123.4±0.4	131.0±0.4	232.97±0.1
OBBrO	163.9±4.4	171.1±4.3	271±2
BrOO	119.8±6	128.2±6	289±3
BrO ₃	221±50	233±50	285±2
BrOBr	107.6±3.5	124.1±3.5	290.8±2
BrBrO	168.2±6	184.1±6	313±2
BrOOBr	166.1±6	184.5±6	
BrOBrO	205.0±6	222.2±6	
OBBrBrO	303		
BrBrO ₂	201.7±6	219.7±6	
HOBr	-60.5±1.1	-50.0±1.1	248.0
BrOOH	24.3±4		
HOBrO	42.3		
HBrO ₂	249		
(40) Inorganic compounds containing Br and F Back			
BrF	-58.85±1.0	-51.2±1.0	228.985
BrOF	28.0		
BrO ₂ F	12.6		
(41) Inorganic compounds containing Br and Cl Back			
BrCl	14.79±0.16	22.23±0.16	240.046
ClOBr	94.1±6	103.3±6	
ClBrO	145.2±6	154.0±6	
BrClO	159.4±6	168.2±6	
ClOOBr	151.5±6	162.3±6	
ClOBrO	192.5±6	202.5±6	
BrOCIO	186.2±6	196.2±6	
ClBrO ₂	171.1±6	182.0±6	
BrClO ₂	158.2±6	169.5±6	
(42) Inorganic compounds containing Br, N, and O Back			
BrNO	82.17±0.8	91.46±0.8	273.66±0.8
cis-BrONO	71.9		
trans-BrONO	88.3		
BrNO ₂	45.2		
BrONO ₂	42.7±8		

SPECIES	$\Delta_f H(298\text{ K})$ kJ mol ⁻¹	$\Delta_f H(0\text{ K})$ kJ mol ⁻¹	S(298 K) J K ⁻¹ mol ⁻¹
OBrONO ₂	153.6±8		
O ₂ BrONO ₂	161.9±8		
(43) Bromoamines and Mixed Chlorobromoamines			Back
NH ₂ Br	79.4	93.9	
NHBr ₂	200.9	221.3	
NBr ₃	308.9	333.5	
NHBrCl	166.5	179.7	
NBrCl ₂	258.2	268.8	
NBr ₂ Cl	380.7	398.4	
(44) Compounds containing one C and one or more Br			Back
CBr	498.3±2.1	501.7±2.1	230.9
CHBr	378.7±2.9	386.4±2.9	252.9
CH ₂ Br	172.8±2.7		260.465
CH ₃ Br	-36.36±0.4		245.85±0.25
CBr ₂	350.2±0.4	363.7±0.4	288.7
CHBr ₂	188.9±9		298.6
CH ₂ Br ₂	3.6±3.4	24.9±3.4	294
CBr ₃	224±9		334.57
CHBr ₃	55.4±3.3		330.67
CBr ₄	83.9±3.4		358.06
(45) Compounds containing one C and one or more F and Br			Back
CFBr	89.1		
CH ₂ FBr	-214.2		276.19
CHF ₂ Br	-424.9±1.0		295.17
CF ₃ Br	-641.4±2.3	-637.6±2.3	297.49
CHFBr ₂	-191.6	-171.8	316.98
CF ₂ Br ₂	-386.6	-368.4	325.24
CFBr ₃	-143.5	-119.5	345.87
(46) Compounds containing one C and one or more Cl and Br			Back
CClBr	285		
CHClBr	143±6		
CH ₂ ClBr	-43.7±1.9	-43.3±1.9	
CCl ₂ Br	124		
CHCl ₂ Br	-48.8	-36.8	316.18
CCl ₃ Br	-41.1±2.0	-32.0±2.0	332.92
CClBr ₂	163		
CHClBr ₂	-9.0	10.1	327.79
CCl ₂ Br ₂	9.3	25.5	348.30
CClBr ₃	48.7	71.6	357.69
(47) Compounds containing one C and one or more Cl and Br			Back
CHFClBr	-229.8		304.74
CF ₂ ClBr	-446.6±2.7		318.70
CFCl ₂ Br	-230.1		330.48
CFClBr ₂	-183.0	-165.9	342.82

SPECIES	$\Delta_f H(298\text{ K})$ kJ mol ⁻¹	$\Delta_f H(0\text{ K})$ kJ mol ⁻¹	S(298 K) J K ⁻¹ mol ⁻¹
(48) <i>Compounds containing one C, one or more O, and Br</i>			Back
CBr ₂ O	-27.1±0.6		
CBr ₃ O	93.4		
CBr ₃ OH	-125.0		
CBr ₃ OF	11.5		
CBr ₃ OCl	24.7		
CBr ₃ OBr	38.7		
CF ₃ OBr	-755.6		
CCl ₃ OBr	-132.6		
CH ₂ BrOOH	-112		
CHBrOOH	-330		
CHClBrOOH	-143		
CH ₂ BrOOH	-112		
(49) <i>Compounds containing two C and Br</i>			Back
C ₂ Br	623.7		295.0
C ₂ HBr	296±6	298±6	252.7
CH ₂ CHBr	79.2±1.9		
CH ₂ CH ₂ Br	135.6±6.7		
CH ₃ CHBr	125.8±8	149.9±8	
CH ₃ CH ₂ Br	-62.9±1.5	-40.8±1.5	287.3±0.4
C ₂ Br ₂	335.3		294.5
<i>trans</i> -CHBrCBr	333.6		326.7
CH ₃ CBr ₂	140.2±5.4		
CH ₃ CBr ₂ H	-26.7±1.9		
CHBrCBr ₂	144.2		360.0
CH ₂ BrCH ₂ Br	-71.6±1.1		
C ₂ Br ₃	385.4		369.9
CH ₂ BrCHBr ₂	53.5±4.3		
CH ₃ CBr ₃	-4.6	27.2	354.1
C ₂ Br ₄	190.1		387.4
CHBr ₂ CBr ₂	218.8		419.0
CBr ₃ CHBr	243.6		416.9
C ₂ Br ₅	183.3		444.7
C ₂ HBr ₅	113.1		439.2
C ₂ Br ₆	165.5		459.1
(50) <i>Compounds containing two C and Br and F and/or Cl</i>			Back
CF ₃ CH ₂ Br	-694.5±2.0		
CF ₂ HCF ₂ Br	-833.4±4.9		
CF ₃ CF ₂ Br	-1064.4±4.1		
CF ₂ BrCF ₂ Br	-789.1±5.7		
CHFCICF ₂ Br	-644.8±6.4		
CHClBrCHClBr	-36.9±8.4		
CF ₂ BrCFClBr	-656.6±20.7		

SPECIES	$\Delta_f H(298\text{ K})$ kJ mol ⁻¹	$\Delta_f H(0\text{ K})$ kJ mol ⁻¹	S(298 K) J K ⁻¹ mol ⁻¹
(51) Compounds containing two C, O and Br Back			
CH ₃ C(O)Br	-190.4±0.6		
CH ₂ BrCOOH	-383.5±3.1	-364.6±4	337.0±5.0
BrCH ₂ CH ₂ OH	-221.7±0.7		
(52) Compounds containing three C and Br Back			
CH ₃ CHBrCH ₃	-95.6±0.9	-67.6±0.9	
(53) Compounds containing I and O or I H Back			
I	106.760±0.04	107.161±0.04	180.787±0.004
I ₂	62.42±0.08	65.50±0.08	260.687±0.005
HI	26.50±0.10	28.676±0.10	206.589±0.005
(54) Compounds containing I and O Back			
IO	122.2±1.3	124.3±1.3	239.6±0.1
OIO	118.5±2.0	122.1±2.0	279.9
IOO	86.3±6	87.6±6	308.4
IO ₃	147.8	153.9	293±4
IOI	107.5±6	114.2±6	306.5
IIO	158.2±6	164.0±6	317.8
IOOI	177.8±6	186.2±6	337.0
IIO ₂	138.5±6	147.7±6	339.9
IOIO	152.3±6	161.5±6	349.7
OIIO	259.4±6	263.2±6	356.3
I ₂ O ₃	64.0	77.6	
I ₂ O ₄	111.3	131.5	
I ₂ O ₅	33.0	54.6	
(55) Compounds containing I, H and O Back			
HOI	-70.7±3.7	-66.1±3.7	255.0±0.1
HIO	143.3	148.0	
HOIO	-17.4	-11.0	
HOOI	36.9	43.6	
(56) Di-halo compounds containing I Back			
IF	-81.2		
ICI	17.393±0.040	19.026±0.040	247.572
IBr	40.807±0.14	49.754±0.14	258.809
(57) Compounds containing I, O, and F Back			
IOF	-32.6		
IO ₂ F	-109.6		
(58) Compounds containing I, O, and Cl Back			
ClOI	94.1±6	97.5±6	
ClIO	95.0±6	97.5±6	
IClO	180.7±6	183.3±6	
ClIO ₂	56.9±6	61.5±6	
ClOIO	143.1±6	149.0±6	
ClOOI	154.4±6	161.1±6	
IOClO	182.4±6	188.7±6	
IClO ₂	191.6±6	196.6±6	
(59) Compounds containing I, O, and Br Back			
BrOI	107.1±6	118.0±6	
BrIO	122.2±6	133.9±6	
IBrO	192.5±6	204.2±6	

SPECIES	$\Delta H(298\text{ K})$ kJ mol ⁻¹	$\Delta H(0\text{ K})$ kJ mol ⁻¹	S(298 K) J K ⁻¹ mol ⁻¹
BrOOI	169.9±6	184.1±6	
BrOIO	152.3±6	166.9±6	
IOBrO	202.5±6	216.3±6	
BrIO ₂	92.5±6	105.9±6	
IBrO ₂	239.7±6	253.1±6	
OIBrO	273.6±6	292.5±6	
(60) Compounds containing I, O, and N Back			
INO	121±4		282.8±4
INO ₂	60.2±4		294±6
IOONO	141	144	
IONO ₂	36.8	45.3	320.95
(61) Compounds containing one C and I and H Back			
CHI	425		
CH ₂ I	217.2±3	221.6±3	
CH ₃ I	13.22±0.5	22.76±0.5	253.70±0.25
Cl ₂	450		
CHI ₂	290.4±6	295.8±6	
CH ₂ I ₂	107.9±4.5	117.4±4.5	309.39
CHI ₃	208.5±9	216.4±9	355.5
Cl ₃	369±20	366±20	
Cl ₄	321±60	326±60	391.6
(62) Compounds containing one C and I, H and O Back			
CH ₂ IOOH	-247		
CHI ₂ OOH	-157		
(63) Compounds containing one C, F, and I Back			
CFI	154		
CF ₃ I	-586.2±2.1	-580.3±2.1	307.78
CF ₂ I ₂	-274.8	-269.3	346.34
(64) Compounds containing one C, Cl, and I Back			
CClI	343		
CH ₂ ClI	11.1±1.9	19.2±1.9	
CCl ₃ I	9.0	12.1	340.31
(65) Compounds containing one C, Br, and I Back			
CHBrI	242±6	232±6	
CH ₂ BrI	55.4±3.4	70.8±3.4	
CBr ₂ I	272±9		
CHBr ₂ I	105±9		
CBrI	395		
CBrI ₂	321±9		
CHBrI ₂	158±9		
(66) Compounds containing two C and I Back			
<i>cis</i> -CHICHI	207.4±0.8		
<i>trans</i> -CHICHI	207.4±0.8		
CH ₃ CH ₂ I	-9.8±1.5	6.3±1.5	295.52±0.42
CH ₂ ICH ₂ I	64.5±2.5	80.0±2.5	
(67) Compounds containing two C, F and I Back			
CF ₃ CH ₂ I	-644.5±2.8		
CF ₃ CF ₂ I	-1000.2±4.1		
(68) Compounds containing two C, O and I Back			

SPECIES	$\Delta_f H(298\text{ K})$ kJ mol ⁻¹	$\Delta_f H(0\text{ K})$ kJ mol ⁻¹	$S(298\text{ K})$ J K ⁻¹ mol ⁻¹
CH ₃ C(O)I	-126.4±2.7		
ICH ₂ CH ₂ OH	-150.3±0.7		
(69) Compounds containing two C, N and I Back			
CH ₂ ICN	172.5±4.0		
(70) Compounds containing three C and I Back			
CH ₃ CHICH ₃	-38.5±0.9	-16.4±0.9	
(71) Compounds containing S and H Back			
S	277.17±0.15	274.92±0.15	167.829±0.006
S ₂	128.60±0.3	128.29±0.3	228.167±0.010
HS	142.92±0.78	142.47±0.78	195.552
H ₂ S	-20.60±0.5	-17.68±0.5	205.81±0.05
HSS	105±4		
HSSH	15.5		252.40
HSSS	110±4	129±4	
HSSSH	22±4	28.9±4	
(72) Compounds containing S and O Back			
SO	4.78±0.25	4.73±0.25	221.94
SOO	205±4	207±4	
SO ₂	-296.81±0.20	-294.30±0.20	248.223±0.050
SO ₃	-395.9±0.7	-390.16±0.7	256.541
SSO	-55.39±1.10	-53.35±1.10	266.961
SOS	224±4	226±4	
(73) Compounds containing S, H and O Back			
HSO	-24.7±4.2	-21.8±4.2	241.4
HOS	-7.5±4.2	-4.6±4.2	240.0
HSO ₂	-178±8		
HOSO	-247±4	-243±4	
HSOO	113±6	118±6	
HOSH	-117±4	-111±4	
HOOS	59±6	64±6	
HOOSH	-31.0±4	-23.4±4	
HOSOH	-285±4	-276±4	
HOSO ₂	-375.7±4.4	-367.5±4.4	294.1
H ₂ SO ₄	-732.7±2	-720.8±2.0	311.3±1.5
HOSS	-67±4	-63±4	
HSSO	-40±4	-36±4	
HSOS	105±6	109±6	
HOSSH	-128±4	-120±4	
HSOSH	-0.4±4	6.3±4	
(74) Compounds containing S, H, N and O Back			
trans-HSNO	107.3±2.7	112.4±2.7	266.4
cis-HSNO	110.7±2.7	115.8±2.7	266.1
(75) Compounds containing halogens, S and O or H Back			
FSH	-128.2		
F ₂ SO	-588	-584	
F ₂ SO ₂	-758	-750	
FCISO	-387	-384	
FCISO ₂	-554	-547	

SPECIES	$\Delta_f H(298\text{ K})$ kJ mol ⁻¹	$\Delta_f H(0\text{ K})$ kJ mol ⁻¹	S(298 K) J K ⁻¹ mol ⁻¹
(76) NS and PS Back			
NS	283±24	283±24	222.093
PS	152±10	153±10	234.065
(77) Compounds containing one C and S, H Back			
CS	279.775±0.75	276.529±0.75	210.55
CS ₂	116.70±1.0	115.91±1.0	237.882
HCS	300.4±8.4	300.0±8.4	
CH ₂ S	114.6±8.4	118.4±8.4	
CH ₃ S	124.7±1.8		
CH ₂ SH	151.9±9.2	158.2±9.2	270.0
CH ₃ SH	-22.9±0.7		255.14
(78) Compounds containing one C and S, H, O Back			
CS ₂ OH	108.4±5.4		321±20
CH ₂ SO	-35.1±3.1	-28.3±3.1	261.4
CH ₂ S(O)O	-144.7		
CH ₃ SO	-70.3		
CH ₃ S(O)O	-219		290.9
CH ₃ OSO	-230		
CH ₃ SOO	75.7±5.4		
CH ₂ S(O)OH	-107		317.0
CH ₃ S(O)OH	-324		302.6
OCS	-141.7±2	-141.8±2	231.644
SCSOH	108.9±5.0	111.4±5.0	321.8
S ₂ COH	60.3±4.6	65.4±4.6	296.9
(79) Compounds containing two C and S, H Back			
CH ₃ SCH ₂	136.3±8.2		
CH ₃ SCH ₃	-37.4±0.6		285.96
CH ₃ SSCH ₃	-24.7±1.0		336.80
C ₂ H ₅ SH	-46.1±0.6		
HSCH ₂ CH ₂ SH	-9.7±1.2		
(80) Compounds containing two C and S, H, O Back			
CH ₃ S(O)CH ₃	-151.3±0.8		
CH ₃ S(O)OCH ₃	-304		342.8
CH ₃ C(O)SH	-175.1±8.4		
(81) Compounds containing Li Back			
Li	159.3±1	157.7±1	138.78
Li ₂	215.9±3.0	215.5±3.0	197.00
LiH	140.624±0.04	140.794±0.04	170.909
LiF	-341±4	-341±8	200.278±0.008
LiCl	-196±4	-196±12	212.92
LiBr	-154±13	-146±13	224.35
LiOH	-229.0±5	-227.1±5	214.66
LiO	53.1±4	53.6±4	210.96
LiO ₂	-94.6±4	-92.5±4	
LiO ₃	-77.8±4	-73.6±4	
Li ₂ O	-158.6±4	-157.7±4	229.11
Li ₂ SO ₄	-1042±84	-1030±84	332.82±42

SPECIES	$\Delta_f H(298\text{ K})$ kJ mol ⁻¹	$\Delta_f H(0\text{ K})$ kJ mol ⁻¹	S(298 K) J K ⁻¹ mol ⁻¹
(82) Compounds containing Na Back			
Na	107.5±0.7	107.8±0.7	153.72
Na ₂	142.07±1.2	144.56±1.2	230.243±0.030
NaH	124.3±19	126.2±19	188.39
NaF	-290±2	-289±2	217.61
NaCl	-181±2	-180±2	229.79
NaBr	-143.9±2.1	-135.0±2.2	241.22
NaOH	-191.0±8	-187.4±8	229.27
NaO	90.4±4	92.0±4	229.13±2.1
NaO ₂	-47.7±4	-44.4±4	
NaO ₃	-51.5±4	-46.0±4	
Na ₂ O	-21.8±4	-18.8±4	260.66±6.24
Na ₂ SO ₄	-1034±25	-1020±25	346.85±16.7
(83) Compounds containing K Back			
K	89.0±0.8	89.9±0.8	160.22
KH	123.0±15	125.5±15	198.02
KF	-326.8±2	-324.7±2	226.612±0.04
KCl	-214.7±0.4	-212.9±0.4	239.09
KBr	-180.1±2.1	-170.9±2.1	250.53
KOH	-232±3	-228±3	238.59
KO	62.3±4	64.0±4	238.027±2.1
KO ₂	-86.6±4	-83.3±4	
KO ₃	-77.0±4	-72.0±4	
K ₂ O	-61.0±4	-57.3±4	284.11±6.24
K ₂ SO ₄	-1094±17	-1081±17	366.15±17
(84) Compounds containing Hg and H or O Back			
Hg ⁰	61.380±0.04	64.526±0.04	174.971±0.005
HgH	238.5±16.7	243.4±16.7	219.705
HgH ₂	153	132	
HgO	295±20	297±20	
(85) Mono- and di-halides of Hg Back			
HgF	2.9±20	7.4±20	248.373
HgCl	78.45±9.6	82.5±9.6	260.005
HgBr	104±10	115.5±10	271.538
HgI	133.5±4.6	138.8±4.6	280.752
HgF ₂	-295±10	-290±10	271.74
HgCl ₂	-146.3±6.3	-142.3±6.3	294.793
HgBr ₂	-85.45±8.4	-67.3±6.3	320.223
HgI ₂	-16.1±2.1	-9.8±2.1	336.206
(86) Mixed di-halides of Hg Back			
ClHgBr			299.37
ClHgI		-83.5	176
BrHgI		-46.9	320.45
(87) Compounds containing Hg, a halogen, and O Back			
IHgO		140	
(88) Addition compounds formed by HgCl, HgBr and free radicals Back			
ClHgNO		119	
BrHgNO		157	
ClHgONO		-46	

SPECIES	$\Delta_f H(298\text{ K})$ kJ mol ⁻¹	$\Delta_f H(0\text{ K})$ kJ mol ⁻¹	$S(298\text{ K})$ J K ⁻¹ mol ⁻¹
BrHgONO		-8	
ClHgNO ₂		-34	
BrHgNO ₂		3	
ClHgOO		50	
BrHgOO		88	
ClHgOOH		-85	
BrHgOOH		-47	
ClHgOCl		-42	
BrHgOCl		-4	
ClHgOBr		-24	
BrHgOBr		14	
(89) <i>Organo-mercury compounds</i> Back			
HgCH ₃	188±8	201±8	
Hg(CH ₃) ₂	93.3±4.1		305
Hg(C ₂ H ₅) ₂	72.0±4.1		
(90) <i>Halo-organo-mercury compounds</i> Back			
ClHgCH ₃	-51.5±2.9		
BrHgCH ₃	-18.4±2.9		
IHgCH ₃	22.0±2.9		
ClHgC ₂ H ₅	-66.1±4.1		
BrHgC ₂ H ₅	-32.0±4.1		
IHgC ₂ H ₅	12.8±4.6		

6.2 Notes to Table 6-2

Note 1: *Simple compounds of H and O*

[Back to Table](#)

H	Enthalpy value is from the optimization of Ruscic et al. ¹⁷ and is almost the same as the CODATA Key Value, ² but with a smaller error limit. Entropy value from CODATA. ²
H₂	CODATA Key Value. ²
O(³P)	Enthalpy value is from the optimization of Ruscic et al. ¹⁷ CODATA Key Value ² of $\Delta_f H_{298}^\circ = 249.18 \pm 0.10$ kJ mol ⁻¹ was used in previous evaluation. Entropy value is from CODATA.
O(¹D)	Based on a transition to the weighted midpoint of the O ³ P J-levels. ¹³
O₂	CODATA Key Value. ²
O₂(¹Δ_g)	Spectroscopic value from Huber and Herzberg. ¹⁰
O₂(¹Σ_g^+)	Enthalpy value is from the optimization of Ruscic, et al. ¹⁹ Entropy from Gurvich et al. review, which also gave the previously-listed enthalpy of 141.8 ± 2 kJ mol ⁻¹ . ⁸
OH	Enthalpy value is an update ¹⁷ to the recommendation of the IUPAC Task Group. ¹⁸ It is an optimization, based on photoionization measurements. Values based on Birge-Sponer extrapolations of OH vibrational levels are 2.1 kJ mol ⁻¹ higher. The entropy is taken from Gurvich et al. ⁸ A network optimization of <i>ab initio</i> reaction enthalpies results in a value of $\Delta_f H_{298}^\circ = 36.90 \pm 0.16$ kJ mol ⁻¹ . ³ Uncertainty corresponds to the 95% confidence limit. The reference atomic values were taken from the Active Thermochemical Tables ver. 1.20.
H₂O	The enthalpy and entropy values are the result of an optimization in the Active Thermochemical Tables (ATcT). ¹⁶ Previous values of -241.826 ± 0.040 kJ mol ⁻¹ and 188.835 ± 0.010 J mol ⁻¹ K ⁻¹ are CODATA Key Values. ² A network optimization of <i>ab initio</i> reaction enthalpies results in a value of $\Delta_f H_{298}^\circ = -239.18 \pm 0.23$ kJ mol ⁻¹ . ³ The uncertainty corresponds to the 95% confidence limit. The reference atomic values were taken from the Active Thermochemical Tables, ver. 1.20.
HO₂	The enthalpy values are from an optimization of a local thermochemical network consisting of 14 experimental and 7 theoretical reaction enthalpies, and grounded in very well established reference enthalpies. ⁶ Most theoretical values from the literature were rejected in favor of determinations at a higher level of theory. In this study, computed values of $\Delta_f H_{298}^\circ = 11.88 \pm 0.33$ kJ mol ⁻¹ and $\Delta_f H_{298}^\circ = 14.81 \pm 0.33$ kJ mol ⁻¹ were obtained from a composite quantum chemical method discussed in the study, roughly 0.5 kJ mol ⁻¹ lower than earlier values. The previous Table values, $\Delta_f H_{298}^\circ = 11.92 \pm 0.22$ kJ mol ⁻¹ and $\Delta_f H_{298}^\circ = 14.85 \pm 0.22$ kJ mol ⁻¹ , were from an optimization based on both experimental and theoretical data. ¹⁸ Previous enthalpy value at 298 K of 13.4 ± 2.1 kJ mol ⁻¹ was based upon a negative ion thermodynamic cycle, ¹⁵ which was in good agreement with the photoionization result of 13.8 ± 3.3 kJ mol ⁻¹ . ¹² An earlier network optimization of <i>ab initio</i> reaction enthalpies resulted in a value of $\Delta_f H_{298}^\circ = 15.09 \pm 0.23$ kJ mol ⁻¹ . ³ The uncertainty corresponds to the 95% confidence limit.
H₂O₂	Enthalpy value based on the enthalpy of formation of liquid H ₂ O ₂ and the enthalpy of vaporization. ²⁰ A CCSD(T) calculation of the atomization energy, employing the cc-pVnZ basis sets (n=T,Q,5,6) led to $\Delta_f H_{298}^\circ = -32.28$ kcal mol ⁻¹ and $\Delta_f H_{298}^\circ = -30.83$ kcal mol ⁻¹ . ⁵
HO₃	Enthalpy for the reaction HOOOH + FOO → HOOH + HOOO at the CCSD(T)/CBS(Q5) level of theory is 9.50 kcal mol ⁻¹ . Adjusted for the Table reference values, this gives the cited enthalpy of formation. The minimum was found to be the <i>trans</i> configuration at the CCSD(T)/CBS(Q5) level of theory, with the <i>cis</i> configuration 0.5 kcal mol ⁻¹ higher in energy. ⁷ Note that the enthalpy values obtained from the atomization energy were higher, due, apparently, to higher order correlation effects. ⁷ A more recent calculation employing the 2-electron reduced density matrix method suggests that the <i>cis</i> isomer is 1.84 kcal mol ⁻¹ higher in energy than the <i>trans</i> isomer with a aug-cc-pVQZ basis set. ⁹ The selected value is supported by another analysis using the isodesmic reaction HO ₂ + FOO → HO ₃ + FO which leads to a value of $\Delta_f H_{298}^\circ = 6.3$ kcal mol ⁻¹ . ⁵ An older theoretical study, using both atomization energies and the reaction HOOO + HOH → HOOOH + OH, resulted in $\Delta_f H_{298}^\circ = 7.1 \pm 2$ kcal mol ⁻¹ (not adjusted). ⁴ The enthalpy of formation derived from an estimate of the ionization

energy of HO₃, which comes from a study of the electron transfer reactions between HO₃⁺ and a series of neutral substrates, was $\Delta_f H_{298}^\circ = -1 \pm 5 \text{ kcal mol}^{-1}$.²⁰ The stability of HO₃ has been supported by a neutralization-reionization mass spectrometry experiment, which led to a lifetime of $>1 \mu\text{s}$,¹ and an infrared action spectrum, which leads to an upper limit for the HO-O₂ bond strength of $6.12 \text{ kcal mol}^{-1}$.¹⁴

HO₃H CCSD(T) calculation of the atomization energy, employing the cc-pVnZ basis sets (n=T,Q,5,6).⁵ Reaction enthalpy for the reaction $2 \text{ HOOH} \rightarrow \text{HOOOH} + \text{HOH}$ was calculated to be $-15.5 \text{ kcal mol}^{-1}$ using the G2 method, leading to $\Delta_f H_{98}^\circ = -22.7 \text{ kcal mol}^{-1}$.¹¹ Atomization energy calculated by the CCSD(T) extrapolated to the CBS limit, with geometry optimized at the CCSD(T)/aV(n+d)Z (n = D,T,Q,5) level gives $\Delta_f H_{98}^\circ = -21.3 \text{ kcal mol}^{-1}$ and $\Delta_f H_0^\circ = -19.2 \pm 1 \text{ kcal mol}^{-1}$.⁷

HO₄H CCSD(T) calculation of the atomization energy, employing the cc-pVnZ basis sets (n = T,Q,5,6).⁵

- (1) Cacace, F.; de Petris, G.; Pepi, F.; Troiani, A. Experimental detection of hydrogen trioxide. *Science* **1999**, *285*, 81-82.
- (2) Cox, J. D.; Wagman, D. D.; Medvedev, V. A. *CODATA Key Values for Thermodynamics*; Hemisphere Publishing Corp.: New York, 1989.
- (3) Császár, A. G.; Furtenbacher, T. From a network of computed reaction enthalpies to atom-based thermochemistry (NEAT). *Chem. Eur. J.* **2010**, *16*, 4826-4835, doi:10.1002/chem.200903252.
- (4) Denis, P. A.; Kieniger, M.; Ventura, O. N.; Cachau, R. E.; Diercksen, G. H. F. Complete basis set and density functional determination of the enthalpy of formation of the controversial HO₃ radical: a discrepancy between theory and experiment. *Chem. Phys. Lett.* **2002**, *365*, 440-449.
- (5) Denis, P. A.; Ornellas, F. R. Theoretical characterization of hydrogen polyoxides: HOOH, HOOOH, HOOOOH, and HOOO. *J. Phys. Chem. A* **2009**, *113*, 199-506, doi:10.1021/jp808795e.
- (6) Ganyecz, Á.; Csontos, J.; Nagy, B.; Kállay, M. Theoretical and thermochemical network approaches to determine the heats of formation for HO₂ and its ionic counterparts. *J. Phys. Chem. A* **2015**, *119*, 1164-1176, doi:10.1021/jp5104643.
- (7) Grant, D. J.; Dixon, D. A.; Francisco, J. S.; Feller, D.; Peterson, K. A. Heats of formation of the H_{1,2}O_mS_n (m,n = 0-3) molecules from electronic structure calculations. *J. Phys. Chem. A* **2009**, *113*, 11343-11353, doi:10.1021/jp905847e.
- (8) Gurvich, L. V.; Veyts, I. V.; Alcock, C. B. *Thermodynamic Properties of Individual Substances*, Fourth ed.; Hemisphere Publishing Corp.: New York, 1991; Vol. 2.
- (9) Hoy, E. P.; Schwerdtfeger, C. A.; Mazziotti, D. A. Relative energies and geometries of the *cis*- and *trans*-HO₃ radicals from the parametric 2-electron density matrix method. *J. Phys. Chem. A* **2013**, *117*, 1817-1825, doi:10.1021/jp3105562.
- (10) Huber, K. P.; Herzberg, G. *Constants of Diatomic Molecules*; National Institute of Standards and Technology, 1998.
- (11) Lay, T. H.; Bozzelli, J. W. Enthalpies of formation and group additivity of alkyl peroxides and trioxides. *J. Phys. Chem. A* **1997**, *101*, 9505-9510.
- (12) Litorja, M.; Ruscic, B. A photoionization study of the hydroperoxyl radical, HO₂, and hydrogen peroxide, H₂O₂. *J. Electron. Spec. Rel. Phenom.* **1998**, *97*, 131-146.
- (13) Moore, C. E. *Atomic Energy Levels*; NSRDS: Washington, DC, 1971; Vol. 1.
- (14) Murray, C.; Derro, E. L.; Sechler, T. D.; Lester, M. I. Stability of the hydrogen trioxide radical via infrared action spectroscopy. *J. Phys. Chem. A* **2007**, *111*, 4727-4730, doi:10.1021/jp071473w.
- (15) Ramond, T. M.; Blanksby, S. J.; Kato, S.; Bierbaum, V. M.; Davico, G. E.; Schwartz, R. L.; Lineberger, W. C.; Ellison, G. B. Heat of formation of the hydroperoxyl radical HOO via negative ion studies. *J. Phys. Chem. A* **2002**, *106*, 9641-9647, doi:10.1021/jp014614h.
- (16) Ruscic, B. Active thermochemical tables: Water and water dimer. *J. Phys. Chem. A* **2013**, *117*, 11940-11953, doi:10.1021/jp403197t.
- (17) Ruscic, B.; Feller, D.; Peterson, K. Active Thermochemical Tables: dissociation energies of several homonuclear first-row diatomics and related thermochemical values. *Theor. Chem. Acc.* **2014**, *133*, 1415, doi:10.1007/s00214-013-1415-z.
- (18) Ruscic, B.; Pinzon, R. E.; Morton, M. L.; Srinivasan, N. K.; Su, M.-C.; Sutherland, J. W.; Michael, J. V. Active thermochemical tables: Accurate enthalpy of formation of hydroperoxyl radical, HO₂. *J. Phys. Chem. A* **2006**, *110*, 6592-6601, doi:10.1021/jp056311j.
- (19) Ruscic, B.; Pinzon, R. E.; Morton, M. L.; von Laszewski, G.; Bittner, S. J.; Nijssure, S. G.; Amin, K. A.; Minkoff, M.; Wagner, A. F. Introduction to active thermochemical tables: Several "key" enthalpies of formation revisited. *J. Phys. Chem. A* **2004**, *108*, 9979-9997, doi:10.1021/jp047912y.

- (20) Speranza, M. Structure, stability, and reactivity of cationic hydrogen trioxides and thermochemistry of their neutral analogs. A Fourier-transform ion cyclotron resonance study. *Inorg. Chem.* **1996**, *35*, 6140-6151.

Note 2: Water complexes

[Back to Table](#)

- O₃•H₂O** Structures were optimized using the QCISD approach, using the 6-311G(2df,2p) and G+ with aug-cc-pVDZ and aug-cc-pVTZ basis sets. Single point calculations were carried out using the CCSD(T) method with the same basis sets. The lowest energy complexes have van der Waals structures, not hydrogen-bonding, with the two terminal oxygens of ozone interacting with the oxygen atom of water. The calculated bond dissociation enthalpy is 1.58 kcal mol⁻¹. The structure involving the central oxygen atom of ozone has a slightly weaker bond, but, due to ZPE corrections, a slightly lower enthalpy.²
- OH•H₂O** The structure was optimized with A' symmetry at the CCSD(T//aug-cc-pVTZ level and a binding energy of 5.88 kcal mol⁻¹ calculated, resulting in the listed formation enthalpy.³ In another calculation, the binding energy for the hydrogen-bonded complex was calculated by optimizing the structure using the PM3 method followed by HF/6-31G* self-consistent field optimization. A G3 calculation leads to a reaction enthalpy of -4.49 kcal mol⁻¹ for the formation of the complex.¹
- H₂O•H₂O** The enthalpy and entropy values are the result of an optimization in the Active Thermochemical Tables (ATcT).⁶
- HO₂•H₂O** Derived from the recommended equilibrium constant for the formation of the complex (Table 3-1, Note 4).
- OCl•OH₂** Obtained from a dissociation energy of 2.70 kcal mol⁻¹, calculated at the MP2//aug-cc-pVTZ level of theory with a quadruple- ζ basic set. Values of 1.70–1.79 kcal mol⁻¹ were calculated using B3LYP with triple to quintuple- ζ bases sets. B3LYP//aug-cc-pVTZ was also used to calculate BDEs for hydrates with up to six water molecules.⁴
- ClO•HOH** Obtained from a dissociation energy of 1.55 kcal mol⁻¹, calculated at the MP2//aug-cc-pVTZ level of theory with a quadruple- ζ basic set. Value of 1.06–1.23 kcal mol⁻¹ were calculated using B3LYP with triple to quintuple- ζ bases sets. B3LYP//aug-cc-pVTZ was also used to calculate BDEs for hydrates with up to six water molecules.⁴
- OBr•OH₂** Obtained from a dissociation energy of 3.48 kcal mol⁻¹, calculated at the MP2//aug-cc-pVTZ level of theory. A value of 2.54 kcal mol⁻¹ was calculated using B3LYP, which was also used to calculate BDEs for hydrates with up to four water molecules.⁵
- BrO•HOH** Obtained from dissociation energy of 1.70 kcal mol⁻¹, calculated at the MP2//aug-cc-pVTZ level of theory. A value of 1.58 kcal mol⁻¹ was calculated using B3LYP, which was also used to calculate BDEs for hydrates with up to four water molecules.⁵

- (1) Allodi, M. A.; Dunn, M. E.; Livada, J.; Kirschner, K. N.; Shields, G. C. Do hydroxyl radical-water clusters, OH(H₂O)_n, n = 1-5, exist in the atmosphere? *J. Phys. Chem. A* **2006**, *110*, 13283-13289, doi:10.1021/jp064468l.
- (2) Anglada, J. M.; Hoffman, G. J.; Slipchenko, L. V.; Costa, M. M.; Ruiz-López, M. F.; Francisco, J. S. Atmospheric significance of water clusters and ozone–water complexes. *J. Phys. Chem. A* **2013**, *117*, 10381-10396, doi:10.1021/jp407282c.
- (3) Du, S.; Francisco, J. S.; Schenter, G. K.; Iordanov, T. D.; Garrett, B. C.; Dupris, M.; Li, J. The OH radical-H₂O molecular interaction potential. *J. Chem. Phys.* **2006**, *124*, 224318, doi:10.1063/1.2200701.
- (4) Gálvez, O.; Gómez, P. C. An ab initio study on the structure and energetics of the ClO hydrates. *Chem. Phys. Lett.* **2007**, *448*, 16-23, doi:10.1016/j.cplett.2007.09.072.
- (5) Gálvez, O.; Zoerner, A.; Grothe, H. Theoretical study on the structure of the BrO hydrates. *J. Phys. Chem. A* **2006**, *110*, 8818-8825, doi:10.1021/jp062048q.
- (6) Ruscic, B. Active thermochemical tables: Water and water dimer. *J. Phys. Chem. A* **2013**, *117*, 11940-11953, doi:10.1021/jp403197t.

Note 3: Simple compounds of N and H[Back to Table](#)

- N(4S)** The enthalpy value is the result of an optimization in the Active Thermochemical Tables (ATcT).⁹ Previous value of 472.420 ± 0.050 kJ mol⁻¹ derived from a PFI-PEPICO TOF study.¹⁰ Entropy from CODATA Key Values.³
- N₂** CODATA Key Values.³
- NH** Enthalpy from review of Anderson.¹ Entropy and enthalpy difference (0.05 kJ mol⁻¹) from JANAF.² A network optimization of *ab initio* reaction enthalpies results in a value of $\Delta_f H_0^\circ = 359.17 \pm 0.17$ kJ mol⁻¹.⁴ The uncertainty corresponds to the 95% confidence limit. The reference atomic values were taken from the Active Thermochemical Tables, ver. 1.20.⁹
- NH₂** Recommended values from the IUPAC Task Group.⁸ Enthalpy is a weighted average of four measurements since 1982. Previous recommendation was 186 ± 1 kJ mol⁻¹. Entropy was taken from a computed anharmonic potential surface,⁶ and is close to the JANAF value of 194.71 ± 0.05 kJ mol⁻¹.²
- NH₃** CODATA Key Value.³ The JANAF Tables give $\Delta_f H_0^\circ = -38.91$ kJ mol⁻¹, $\Delta_f H_{298}^\circ = -45.90$ kJ mol⁻¹, and $S^\circ = 192.774$ J K⁻¹mol⁻¹.² A network optimization of *ab initio* reaction enthalpies results in a value of $\Delta_f H_0^\circ = -38.52 \pm 0.26$ kJ mol⁻¹.⁴ The uncertainty corresponds to the 95% confidence limit. The reference atomic values were taken from the Active Thermochemical Tables, ver. 1.20.
- N₂H** Geometry optimized at the frozen core CCSD(T) level of theory with aug-cc-pVDZ and aug-cc-pVTZ basis sets; the CCSD(T) energy extrapolated to the CBS limit.⁷
- trans-N₂H₂** Geometry optimized at the frozen core CCSD(T) level of theory with aug-cc-pVDZ and aug-cc-pVTZ basis sets; the CCSD(T) energy extrapolated to the CBS limit.⁷ Previous value, 212 ± 10 kJ mol⁻¹, taken from the Gurvich et al. review.⁵ (The same value was used for the equilibrium mixture.)
- cis-N₂H₂** Geometry optimized at the frozen core CCSD(T) level of theory with aug-cc-pVDZ and aug-cc-pVTZ basis sets; the CCSD(T) energy extrapolated to the CBS limit.⁷ Previous enthalpy value, 248 ± 12 kJ mol⁻¹, based on enthalpy of conversion of the *trans* to *cis* isomers, 36 ± 12 kJ mol⁻¹.⁵
- N₂H₃** Geometry optimized at the frozen core CCSD(T) level of theory with aug-cc-pVDZ and aug-cc-pVTZ basis sets; the CCSD(T) energy extrapolated to the CBS limit.⁷
- N₂H₄** Taken from review of Gurvich et al.⁵ An enthalpy value of 23.1 kcal mol⁻¹ was obtained using a geometry optimized at the frozen core CCSD(T) level of theory with aug-cc-pVDZ and aug-cc-pVTZ basis sets; the CCSD(T) energy extrapolated to the CBS limit.⁷

- (1) Anderson, W. R. Oscillator strengths of NH₂ and the heats of formation of NH and NH₂. *J. Phys. Chem.* **1989**, *93*, 530-536.
- (2) Chase, M. W. NIST-JANAF thermochemical tables. *J. Phys. Chem. Ref. Data* **1998**, *Monograph 9*.
- (3) Cox, J. D.; Wagman, D. D.; Medvedev, V. A. *CODATA Key Values for Thermodynamics*; Hemisphere Publishing Corp.: New York, 1989.
- (4) Császár, A. G.; Furtenbacher, T. From a network of computed reaction enthalpies to atom-based thermochemistry (NEAT). *Chem. Eur. J.* **2010**, *16*, 4826-4835, doi:10.1002/chem.200903252.
- (5) Gurvich, L. V.; Veyts, I. V.; Alcock, C. B. *Thermodynamic Properties of Individual Substances*, Fourth ed.; Hemisphere Publishing Corp.: New York, 1991; Vol. 2.
- (6) Martin, J. M. L.; François, J. P.; Gijbels, R. First principles computation of thermochemical properties beyond the harmonic approximation. II. Application to the amino radical NH₂. *J. Chem. Phys.* **1992**, *97*, 3530, doi:10.1063/1.462987.

- (7) Matus, M. H.; Arduengo, A. J.; Dixon, D. A. The heats of formation of diazene, hydrazine, N_2H_3^+ , N_2H_5^+ , N_2H , and N_2H_3 and the methyl derivatives CH_3NNH , CH_3NNCH_3 , and $\text{CH}_3\text{HNNHCH}_3$. *J. Phys. Chem. A* **2006**, *110*, 10116-10121, doi:10.1021/jp064086f.
- (8) Ruscic, B.; Boggs, J. E.; Burcat, A.; Csaszar, A. G.; Demaison, J.; Janoschek, R.; Martin, J. M. L.; Morton, M. L.; Rossi, M. J.; Stanton, J. F.; Szalay, P. G.; Westmoreland, P. R.; Zabel, F.; Berces, T. IUPAC critical evaluation of thermochemical properties of selected radicals. Part I. *J. Phys. Chem. Ref. Data* **2005**, *34*, 573-656, doi:10.1063/1.1724828.
- (9) Ruscic, B.; Feller, D.; Peterson, K. Active Thermochemical Tables: dissociation energies of several homonuclear first-row diatomics and related thermochemical values. *Theor. Chem. Acc.* **2014**, *133*, 1415, doi:10.1007/s00214-013-1415-z.
- (10) Tang, X.; Hou, Y.; Ng, C. Y.; Ruscic, B. Pulsed field-ionization photoelectron-photoion coincidence study of the process $\text{N}_2 + h\nu \rightarrow \text{N}^+ + \text{B} + e^-$: Bond dissociation energies of N_2 and N_2^+ . *J. Chem. Phys.* **2005**, *123*, 074330, doi:10.1063/1.1995699.

Note 4: Simple compounds containing N and O

[Back to Table](#)

- NO** Enthalpy value is an update⁷ to the recommendation of the IUPAC Task Group, which is from an optimization based on experimental data.⁸ Previous enthalpy value, $91.29 \pm 0.17 \text{ kJ mol}^{-1}$ from review of Anderson.³ Much of the difference can be ascribed to the change in the enthalpy for N. Entropy from JANAF.⁴
- N₂O** Taken from review of Gurvich et al.⁶ The JANAF Tables give $\Delta_f H_0^\circ = 85.48 \text{ kJ mol}^{-1}$, $\Delta_f H_{298}^\circ = 82.05 \text{ kJ mol}^{-1}$, and $S^\circ = 219.957 \text{ J K}^{-1}\text{mol}^{-1}$.⁴
- NO₂** The enthalpy value is from an optimization based on experimental data.⁸ Entropy from Gurvich et al.⁶
- NO₃** Enthalpy derived from a molecular beam photofragmentation translational spectroscopic study, adjusted to Table values for O and NO₂.⁵ Entropy from review of Abramowitz, et al.¹
- N₂O₃** Taken from review of Gurvich et al.⁶ The JANAF Tables give $\Delta_f H_0^\circ = 89.6 \text{ kJ mol}^{-1}$, $\Delta_f H_{298}^\circ = 82.8 \text{ kJ mol}^{-1}$, and $S^\circ = 308.539 \text{ J K}^{-1}\text{mol}^{-1}$.⁴
- N₂O₄** Taken from review of Gurvich et al.⁶ The JANAF Tables give $\Delta_f H_0^\circ = 18.7 \text{ kJ mol}^{-1}$, $\Delta_f H_{298}^\circ = 9.1 \text{ kJ mol}^{-1}$, and $S^\circ = 304.376 \text{ J K}^{-1}\text{mol}^{-1}$.⁴
- N₂O₅** Selected enthalpy value derived from a third-law calculation on the equilibrium constant for the reaction, $\text{NO}_2 + \text{NO}_3 \leftrightarrow \text{N}_2\text{O}_5$, presented in Table 3-1, note 11. Entropy value was calculated by Alecu and Marshall,² as discussed in Table 3-1. Previous values ($\Delta_f H_{298}^\circ = 13.3 \text{ kJ mol}^{-1}$, and $S^\circ = 355.7 \text{ J mol}^{-1}$) and enthalpy difference taken from review of Gurvich et al.⁶ The JANAF Tables give $\Delta_f H_0^\circ = 12.7 \text{ kJ mol}^{-1}$, $\Delta_f H_{298}^\circ = 11.3 \text{ kJ mol}^{-1}$, and $S^\circ = 346.548 \text{ J K}^{-1}\text{mol}^{-1}$.⁴
- (1) Abramowitz, S.; Chase, M. W. Thermodynamic properties of gas phase species of importance to ozone depletion. *Pure App. Chem.* **1991**, *63*, 1449-1454.
- (2) Alecu, I. M.; Marshall, P. Computational study of the thermochemistry of N₂O₅ and the kinetics of the reaction $\text{N}_2\text{O}_5 + \text{H}_2\text{O} \rightarrow 2 \text{HNO}_3$. *J. Phys. Chem A* **2014**, *118*, 11405-11416, doi:10.1021/jp509301t.
- (3) Anderson, W. R. Oscillator strengths of NH₂ and the heats of formation of NH and NH₂. *J. Phys. Chem.* **1989**, *93*, 530-536.
- (4) Chase, M. W. NIST-JANAF thermochemical tables. *J. Phys. Chem. Ref. Data* **1998**, *Monograph 9*.
- (5) Davis, H. F.; Kim, B.; Johnston, H. S.; Lee, Y. T. Dissociation energy and photochemistry of NO₃. *J. Phys. Chem.* **1993**, *97*, 2172-2180.
- (6) Gurvich, L. V.; Veyts, I. V.; Alcock, C. B. *Thermodynamic Properties of Individual Substances*, Fourth ed.; Hemisphere Publishing Corp.: New York, 1991; Vol. 2.

- (7) Ruscic, B.; Feller, D.; Peterson, K. Active Thermochemical Tables: dissociation energies of several homonuclear first-row diatomics and related thermochemical values. *Theor. Chem. Acc.* **2014**, *133*, 1415, doi:10.1007/s00214-013-1415-z.
- (8) Ruscic, B.; Pinzon, R. E.; Morton, M. L.; Srinivasan, N. K.; Su, M.-C.; Sutherland, J. W.; Michael, J. V. Active thermochemical tables: Accurate enthalpy of formation of hydroperoxyl radical, HO₂. *J. Phys. Chem. A* **2006**, *110*, 6592–6601, doi:10.1021/jp056311j.

Note 5: *Compounds containing N, H, and O*

[Back to Table](#)

- HNO** Geometry optimized at the frozen core CCSD(T) level of theory with aug-cc-pVDZ and aug-cc-pVTZ basis sets; the CCSD(T) energy extrapolated to the CBS limit.⁴ Previous enthalpy, 107.1±2.5 kJ mol⁻¹, from review of Anderson.¹ Entropy from Gurvich et al., who cites an enthalpy of 102 kJ mol⁻¹.⁷
- HON** Geometry optimized at the frozen core CCSD(T) level of theory with aug-cc-pVDZ and aug-cc-pVTZ basis sets; the CCSD(T) energy extrapolated to the CBS limit.⁴
- NH₂O** Geometry optimized at the frozen core CCSD(T) level of theory with aug-cc-pVDZ and aug-cc-pVTZ basis sets; the CCSD(T) energy extrapolated to the CBS limit.⁴
- NH₂OH** Calculated using isodesmic reactions at several levels of theory and several basis sets.¹² Previous value of -9.6±2.2 kcal mol⁻¹ based on average of theoretical and experimental values.¹ Entropy from Gurvich et al.⁷
- HNOH** Geometry optimized at the frozen core CCSD(T) level of theory with aug-cc-pVDZ and aug-cc-pVTZ basis sets; the CCSD(T) energy extrapolated to the CBS limit.⁴
- NH₂NO₂** The equilibrium geometry was calculated at the CCSD(T)/cc-pVQZ level of theory, while the energy was calculated by summing various contributions calculated at the CCSD(T) level with the use of various basis sets.¹³ The previous value, Δ_fH₂₉₈^o = -26±10 kJ mol⁻¹, was based on measurements of the enthalpy of formation of the crystalline substance and an estimated value of the enthalpy of sublimation, 60.7±10 kJ mol⁻¹.⁷
- HONO** Thermodynamic properties for the equilibrium mixtures of isomers from Gurvich et al. review.⁷
- trans-HONO** Taken from review of Gurvich et al.⁷ Values calculated using G3, CBS-QB3, and CBS-APNO methods applied to atomization, isomerization, and work reactions are Δ_fH₂₉₈^o = -18.90±0.05 kcal mol⁻¹ and S^o = 57.89 cal K⁻¹ mol⁻¹.²
- cis-HONO** Enthalpy value obtained on basis of enthalpy of conversion of trans-HONO into cis-HONO, 1.7±0.4 kJ mol⁻¹.⁷ Values calculated using G3, CBS-QB3, and CBS-APNO methods applied to atomization, isomerization, and work reactions are Δ_fH₂₉₈^o = -18.40±0.05 kcal mol⁻¹ and S^o = 57.64 cal K⁻¹ mol⁻¹.²
- trans-HOON, hydroperoxynitrene or nitrosyl O-oxide**
The O-O dissociation energy was calculated at the CCSDTQ/aug-cc-pVTZ level of theory as 39.0 kJ mol⁻¹. This was corrected to 298 K by -5.7 kJ mol⁻¹ to give the selected enthalpy value. The *cis* isomer was calculated to be 6.4–8.5 kJ mol⁻¹ less stable.¹⁴
- HNO₂, nitryl hydride**
Calculated using G3, CBS-QB3, and CBS-APNO methods applied to atomization, isomerization, and work reactions.²
- HONO₂** Taken from the updated NIST-JANAF Tables.⁵
- cis,cis-HOONO**
Derived from a third-law analysis of the equilibrium constant for HO + NO₂ ↔ *c,c*-HOONO (Table 3-1, Note 1). Previous enthalpy value of -5.7 kcal mol⁻¹ and values for the *cis,perp*- and *trans,perp*-HOONO calculated at the MP2 level of theory.¹⁰ A computational

study with geometry optimization carried out at the CCSD(T) level of theory with the cc-pZQZ basis set, followed by an enthalpy calculated by summing various contributions calculated at the CCSC(T) level with the use of various basis sets, led to $\Delta_f H_0^\circ = -6.4 \pm 2.0$ kJ mol⁻¹, $\Delta_f H_{298}^\circ = -15.5 \pm 2.0$ kJ mol⁻¹, and $S = 271.0 \pm 2.0$ J K⁻¹ mol⁻¹.¹³

trans, perp-HOONO

Derived from the dissociation energy for *t,p*-HOONO and reported molecular constants (Table 3-1, Note 1). Enthalpy values for the *cis,cis*-, *cis,perp*-, and *trans,perp*-HOONO have also been calculated at the MP2 level of theory.¹⁰

HO₂NO₂ Derived from a third-law analysis of the equilibrium constant for HO₂NO₂ ↔ HO₂ + NO₂.⁶ Previous recommended enthalpy value of -12.7 ± 0.6 kcal mol⁻¹ from Regimbal and Mozurkewich.¹¹ A value of $\Delta_f H_{298}^\circ = -52.3$ kJ mol⁻¹ was obtained from a computational study in which equilibrium structures optimized at the MP2 level with the 6-311G(d,p) basis set and enthalpy values calculated by both atomization energies and through use of isodesmic reactions at the G3, G3B3, and G4 methods.³ A computational study with geometry optimization carried out at the CCSD(T) level of theory with the cc-pZQZ basis set, followed by an enthalpy calculated by summing various contributions calculated at the CCSC(T) level with the use of various basis sets, led to $\Delta_f H_0^\circ = -41.3 \pm 2.4$ kJ mol⁻¹, $\Delta_f H_{298}^\circ = -52.4 \pm 2.4$ kJ mol⁻¹, and $S = 296.2 \pm 2.0$ J K⁻¹ mol⁻¹.¹³ The enthalpy difference was used to calculate the 0 K value in the Table.

NH₄NO₃ Enthalpy obtained from a third-law analysis of the sublimation pressure of NH₄NO₃ over the range 321–360 K. The entropy was calculated from molecular constants taken from the literature.⁸ A high-level theoretical calculation, CCSD(T) extrapolated to the aug-cc-pV ∞ Z basis set, gives $\Delta_f H_0^\circ = -221.1 \pm 3$ kJ mol⁻¹, $\Delta_f H_{298}^\circ = -230.6 \pm 3$ kJ mol⁻¹, and $S = 342.4$ J K⁻¹ mol⁻¹.⁹

- (1) Anderson, W. R. Heats of formation of HNO and some related species. *Comb. Flame* **1999**, *117*, 394-403.
- (2) Asatryan, R.; Bozzelli, J. W.; Simmie, J. M. Thermochemistry for enthalpies and reaction paths of nitrous acid isomers. *Int. J. Chem. Kinet.* **2007**, *39*, 378-398, doi:10.1002/kin.20247.
- (3) Buendía-Atencio, C.; Leyva, V.; González, L. Thermochemistry and UV spectroscopy of alkyl peroxy nitrates. *J. Phys. Chem. A* **2010**, *114*, 9537-9544, doi:10.1021/jp103854y.
- (4) Dixon, D. A.; Francisco, J. S.; Alexeev, Y. Thermochemical properties of H_xNO molecules and ions from ab initio electronic structure theory. *J. Phys. Chem. A* **2006**, *110*, 185-191, doi:10.1021/jp054642q.
- (5) Dorofeeva, O.; Iorish, V. S.; Novikov, V. P.; Neumann, D. B. NIST-JANAF thermochemical tables. II. Three molecules related to atmospheric chemistry: HNO₃, H₂SO₄, and H₂O₂. *J. Phys. Chem. Ref. Data* **2003**, *32*, 879-901, doi:10.1063/1.1547435.
- (6) Gierczak, T.; Jimenez, E.; Riffault, V.; Burkholder, J. B.; Ravishankara, A. R. Thermal decomposition of HO₂NO₂ (peroxynitric acid, PNA): Rate coefficient and determination of the enthalpy of formation. *J. Phys. Chem. A* **2005**, *109*, 586-596, doi:10.1021/jp046632f.
- (7) Gurvich, L. V.; Veyts, I. V.; Alcock, C. B. *Thermodynamic Properties of Individual Substances*, Fourth ed.; Hemisphere Publishing Corp.: New York, 1991; Vol. 2.
- (8) Hildenbrand, D. L.; Lau, K. H.; Chandra, D. Revised thermochemistry of gaseous ammonium nitrate, NH₄NO₃(g). *J. Phys. Chem. A* **2010**, *114*, 11654-11655, doi:10.1021/jp105773q.
- (9) Irkura, K. K. Thermochemistry of ammonium nitrate, NH₄NO₃, in the gas phase. *J. Phys. Chem. A* **2010**, *114*, 11651-11653, doi:10.1021/jp105770d.
- (10) McGrath, M. P.; Rowland, F. S. Determination of the barriers to internal rotation in ONOOX (X = H, Cl) and characterization of the minimum energy conformers. *J. Phys. Chem.* **1994**, *98*, 1061-1067, doi:10.1021/j100055a004.
- (11) Regimbal, J. M.; Mozurkewich, M. Peroxynitric acid decay mechanisms and kinetics at low pH. *J. Phys. Chem. A* **1997**, *101*, 8822-8820.
- (12) Saraf, S. R.; Rogers, W. J.; Mannan, M. S.; Hall, M. B.; Thomson, L. M. Theoretical thermochemistry: Ab initio heat of formation for hydroxylamine. *J. Phys. Chem. A* **2003**, *107*, 1077-1081, doi:10.1021/jp026027h.

- (13) Szakács, P.; Csontos, J.; Das, S.; Kállay, M. High-accuracy theoretical thermochemistry of atmospherically important nitrogen oxide derivatives. *J. Phys. Chem. A* **2011**, *115*, 3144-3153, doi:10.1021/jp112116x.
- (14) Talipov, M. R.; Timerghazin, Q. K.; Safiullin, R. L.; Khursan, S. L. No longer a complex, not yet a molecule: A challenging case of nitrosyl O- hydroxide, HOON. *J. Phys. Chem. A* **2013**, *117*, 679-685, doi:10.1021/jp3110858.

Note 6: *Compounds with one C and 0-4 H*

[Back to Table](#)

- C** CODATA Key Value.² The JANAF Tables give $\Delta_f H_0^\circ = 711.2 \text{ kJ mol}^{-1}$, $\Delta_f H_{298}^\circ = 716.7 \text{ kJ mol}^{-1}$, and $S^\circ = 158.100 \text{ J K}^{-1} \text{ mol}^{-1}$.¹
- CH** Recommendation taken from IUPAC Task Group.⁹ Previous recommendation of $\Delta H_f(298 \text{ K}) = 597.37 \pm 1.3 \text{ kJ mol}^{-1}$ was from Gurvich et al.⁶ The preferred value corresponds to the theoretical value of Császár et al.,⁴ which is in agreement with the experimental values but is considered to be of higher accuracy. The entropy was taken from Gurvich et al.⁶ A network optimization of *ab initio* reaction enthalpies results in a value of $\Delta_f H_0^\circ = 592.62 \pm 0.24 \text{ kJ mol}^{-1}$.³ The uncertainty corresponds to the 95% confidence limit. The reference atomic values were taken from the Active Thermochemical Tables, ver. 1.20.
- CH₂(³B₁)** Update to the recommendation from IUPAC Task Group.¹⁰ Previous recommendations of $\Delta H_f(298 \text{ K}) = 390.4 \pm 0.8 \text{ kJ mol}^{-1}$ and $S(298 \text{ K}) = 194.90 \text{ J K}^{-1} \text{ mol}^{-1}$ were from experiments of Ruscic et al.¹¹ The present enthalpy recommendation represents a weighted average of this and other experimental results; the higher uncertainty reflects this and the differences between measurements that relate methylene to methyl and those derived from the dissociation of ketene. A network optimization of *ab initio* reaction enthalpies results in a value of $\Delta_f H_0^\circ = 390.86 \pm 0.29 \text{ kJ mol}^{-1}$.³ The uncertainty corresponds to the 95% confidence limit. The reference atomic values were taken from the Active Thermochemical Tables, ver. 1.20.
- CH₂(¹A₁)** Update to the recommendation taken from IUPAC Task Group.¹⁰ Previous recommendation of $\Delta H_f(298 \text{ K}) = 428.0 \pm 0.8 \text{ kJ mol}^{-1}$ was from Jacox.⁷ The preferred value is based on the enthalpy of formation of triplet methylene and a separation between the singlet and triplet states of $3147 \pm 5 \text{ cm}^{-1}$.
- CH₃** Recommendation taken from IUPAC Task Group.⁹ Entropy value differs only slightly from previously recommended value of $193.96 \text{ J K}^{-1} \text{ mol}^{-1}$ from Gurvich et al.⁶ A network optimization of *ab initio* reaction enthalpies results in a value of $\Delta_f H_0^\circ = 149.66 \pm 0.34 \text{ kJ mol}^{-1}$.³ The uncertainty corresponds to the 95% confidence limit. The reference atomic values were taken from the Active Thermochemical Tables, ver. 1.20.
- CH₄** Enthalpy from an active thermochemical tables optimization.¹² Enthalpy from flame calorimetry $-74.48 \pm 0.41 \text{ kJ mol}^{-1}$ used previously.⁸ Entropy from Frenkel et al.⁵ A network optimization of *ab initio* reaction enthalpies results in a value of $\Delta_f H_0^\circ = -66.35 \pm 0.46 \text{ kJ mol}^{-1}$.³ The uncertainty corresponds to the 95% confidence limit. The reference atomic values were taken from the Active Thermochemical Tables, ver. 1.20.

- (1) Chase, M. W. NIST-JANAF thermochemical tables. *J. Phys. Chem. Ref. Data* **1998**, *Monograph 9*.
- (2) Cox, J. D.; Wagman, D. D.; Medvedev, V. A. *CODATA Key Values for Thermodynamics*; Hemisphere Publishing Corp.: New York, 1989.
- (3) Császár, A. G.; Furtenbacher, T. From a network of computed reaction enthalpies to atom-based thermochemistry (NEAT). *Chem. Eur. J.* **2010**, *16*, 4826-4835, doi:10.1002/chem.200903252.
- (4) Császár, A. G.; Szalay, P. G.; Leininger, M. L. The enthalpy of formation of ²Π CH. *Mol. Phys.* **2002**, *100*, 3879-3883, doi:10.1080/0026897021000016684.
- (5) Frenkel, M.; Kabo, G. J.; Marsh, K. N.; Roganov, G. N.; Wilhoit, R. C. *Thermodynamics of Organic Compounds in the Gas State*; Thermodynamics Research Center: College Station, TX, 1994; Vol. I.

- (6) Gurvich, L. V.; Veyts, I. V.; Alcock, C. B. *Thermodynamic Properties of Individual Substances*, Fourth ed.; Hemisphere Publishing Corp.: New York, 1991; Vol. 2.
- (7) Jacox, M. E. *Vibrational and Electronic Energy Levels of Polyatomic Transient Molecules*; National Institute of Standards and Technology, 1998.
- (8) Pittam, D. A.; Pilcher, G. Measurements of heats of combustion by flame calorimetry. Part 8. Methane, ethane, propane, n-butane and 2-methylpropane. *J. Chem. Soc. Faraday Trans. 1* **1972**, *68*, 2224-2229.
- (9) Ruscic, B.; Boggs, J. E.; Burcat, A.; Csaszar, A. G.; Demaison, J.; Janoschek, R.; Martin, J. M. L.; Morton, M. L.; Rossi, M. J.; Stanton, J. F.; Szalay, P. G.; Westmoreland, P. R.; Zabel, F.; Berces, T. IUPAC critical evaluation of thermochemical properties of selected radicals. Part I. *J. Phys. Chem. Ref. Data* **2005**, *34*, 573-656, doi:10.1063/1.1724828.
- (10) Ruscic, B.; Feller, D.; Peterson, K. Active Thermochemical Tables: dissociation energies of several homonuclear first-row diatomics and related thermochemical values. *Theor. Chem. Acc.* **2014**, *133*, 1415, doi:10.1007/s00214-013-1415-z.
- (11) Ruscic, B.; Litorja, M.; Asher, R. L. Ionization energy of methylene revisited: Improved values for the enthalpy of formation of CH₂ and the bond dissociation energy of CH₃ via simultaneous solution of the local thermochemical network. *J. Phys. Chem. A* **1999**, *103*, 8625-8633.
- (12) Ruscic, B.; Pinzon, R. E.; Morton, M. L.; von Laszewski, G.; Bittner, S. J.; Nijssure, S. G.; Amin, K. A.; Minkoff, M.; Wagner, A. F. Introduction to active thermochemical tables: Several "key" enthalpies of formation revisited. *J. Phys. Chem. A* **2004**, *108*, 9979-9997, doi:10.1021/jp047912y.

Note 7: *Compounds containing one C, 0-4 H, and one or more O*

[Back to Table](#)

- CO** CODATA Key Value.³ Atomization energies calculated using CCSD(T) with aug cc-pVnZ (n = D - 7) basis sets, using frozen-core CCSD(T) optimized geometries and extrapolated to the complete basis set limit, led to enthalpies of $\Delta_f H_0^\circ = -27.0 \pm 0.2$ kcal mol⁻¹ and $\Delta_f H_{298}^\circ = -26.2 \pm 0.2$ kcal mol⁻¹.¹² A network optimization of *ab initio* reaction enthalpies results in a value of $\Delta_f H_0^\circ = -114.09 \pm 0.32$ kJ mol⁻¹.⁴ The uncertainty corresponds to the 95% confidence limit. The reference atomic values were taken from the Active Thermochemical Tables, ver. 1.20.
- CO₂** CODATA Key Value.³ The active thermochemical tables optimization gives $\Delta_f H_{298}^\circ = -393.474 \pm 0.014$ kJ mol⁻¹ and $\Delta_f H_0^\circ = -393.108 \pm 0.014$ kJ mol⁻¹.²⁴ Atomization energies calculated using CCSD(T) with aug cc-pVnZ (n=D - 7) basis sets, using frozen-core CCSD(T) optimized geometries and extrapolated to the complete basis set limit, led to enthalpies of $\Delta_f H_0^\circ = -93.7 \pm 0.2$ kcal mol⁻¹ and $\Delta_f H_{298}^\circ = -93.8 \pm 0.2$ kcal mol⁻¹.¹² A network optimization of *ab initio* reaction enthalpies results in a value of $\Delta_f H_0^\circ = -392.98 \pm 0.40$ kJ mol⁻¹.⁴ The uncertainty corresponds to the 95% confidence limit. The reference atomic values were taken from the Active Thermochemical Tables, ver. 1.20.
- HCO** Enthalpy from reversible reactions of I and Br with CH₂O,¹ using present values for HI and HBr. Entropy taken from Gurvich et al.¹³ Atomization energies calculated using CCSD(T) with aug cc-pVnZ (n=D - 7) basis sets, using frozen-core CCSD(T) optimized geometries and extrapolated to the complete basis set limit, led to enthalpies of $\Delta_f H_0^\circ = 10.4 \pm 0.2$ kcal mol⁻¹ and $\Delta_f H_{298}^\circ = 10.5 \pm 0.2$ kcal mol⁻¹.¹²
- CH₂O** Enthalpy at 298 K obtained by using experimental reaction enthalpies taken from the literature.⁷ This value was confirmed by three computational approaches involving enthalpies of the same reaction, isodesmic reaction enthalpies, and atomization energies, using a range of high-level computational techniques. The previous value, $\Delta_f H_{298}^\circ = -108.7 \pm 0.50$ kJ mol⁻¹, was taken from review of Gurvich et al., as is the present entropy value and enthalpy difference.¹³ A CCSD(T) calculation with the aug-cc-pVnZ (n = D,T,Q,5) basis set extrapolated to the CBS limit gave $\Delta_f H_0^\circ = -104.2 \pm 2.1$ kJ mol⁻¹, $\Delta_f H_{298}^\circ = -107.95 \pm 2.1$ kJ mol⁻¹, and $S = 218.57$ J K⁻¹ mol⁻¹.²⁰ A computation using the focal-point analysis approach resulted in $\Delta_f H_0^\circ = -105.42 \pm 0.33$ kJ mol⁻¹, $\Delta_f H_{298}^\circ = -109.23 \pm 0.33$ kJ mol⁻¹.⁵

***trans*-HOCO**

The enthalpy and entropy values are taken from a CCSDT(Q) calculation, with structure optimized using the cc-pVQZ basis set.²¹ The previous $\Delta_f H_{298}^\circ = -187.9 \pm 2.1$ was obtained from atomization energies calculated using CCSD(T) with aug cc-pVnZ (n=D-7) basis sets, using frozen-core CCSD(T) optimized geometries and extrapolated to the complete basis set limit.¹² An earlier computational study using G3 and CBS-QB3 methods gave $\Delta_f H_{298}^\circ = -43.3 \pm 2$ kcal mol⁻¹.¹⁰ These results are in agreement with photoionization lower limit of -46.5 kcal mol⁻¹.²⁵

***cis*-HOCO** The enthalpy and entropy values are taken from a CCSDT(Q) calculation, with structure optimized using the cc-pVQZ basis set.²¹ The previous $\Delta_f H_{298}^\circ = -175.7 \pm 2.1$ was obtained from atomization energies calculated using CCSD(T) with aug cc-pVnZ (n=D-7) basis sets, using frozen-core CCSD(T) optimized geometries and extrapolated to the complete basis set limit; $\Delta_f H_0^\circ = -41.0 \pm 0.5$ kcal mol⁻¹. (Result presented in text as an energy difference of 2.9 kcal mol⁻¹ over the *trans* form.)¹² An earlier computational study using G3 and CBS-Qb3 methods gave $\Delta_f H_{298}^\circ = -41.4 \pm 2$ kcal mol⁻¹.¹⁰

HC(O)O Enthalpy obtained from atomization energies calculated using CCSD(T) with aug cc-pVnZ (n = D - 7) basis sets, using frozen-core CCSD(T) optimized geometries and extrapolated to the complete basis set limit.¹² An earlier study using vibrational frequencies calculated at the HF/6-31G(D) level and total energies evaluated at the G2(MP2) level, also making use of isodesmic reactions, gave $\Delta_f H_{298}^\circ = -30$ kcal mol⁻¹ and the quoted entropy value.³⁰ A CCSD(T)-CBS (W1U) calculation gives $\Delta_f H_{298}^\circ = -129.4 \pm 12.6$ kJ mol⁻¹.¹¹

C(O)OH Vibrational frequencies calculated at the HF/6-31G(D) level and total energies evaluated at the G2(MP2) level, also making use of isodesmic reactions.³⁰ Enthalpy calculated using the atomization energy method at the CBS-Q level gave -41.62 kcal mol⁻¹.²⁷

HC(O)OH Enthalpy taken from NBS Tables;²⁹ entropy calculated based on structure optimized at MP2/6-31G(D) and frequencies calculated at HF6/31G(D) level.³⁰ See also discussion of enthalpy in Yu et al.³⁰ $\Delta_f H_{298}^\circ = -90.5$ kcal mol⁻¹ also obtained by calculating optimized geometry at the CCSD(T)/aVTZ level with the aug-cc-pVTZ basis set; CCSD(T) energy extrapolated to the CBS limit.²² Atomization energies calculated using CCSD(T) with aug cc-pVnZ (n = D - 7) basis sets, using frozen-core CCSD(T) optimized geometries and extrapolated to the complete basis set limit, led to enthalpies of $\Delta_f H_0^\circ = -88.9 \pm 0.4$ kcal mol⁻¹ and $\Delta_f H_{298}^\circ = -90.7 \pm 0.4$ kcal mol⁻¹.¹² Microwave intensity measurements have determined that the *cis* rotamer of HC(O)OH to be 16.3 ± 0.4 kJ mol⁻¹ higher in energy than the *trans* rotamer.¹⁴

***trans*-and *cis*-HC(O)OO**

Photoelectron spectroscopy of the peroxyformate anion was used to obtain the electron affinity of the peroxyformate radical. Through a thermochemical cycle, this leads to the O-H bond dissociation energy, which combined with the calculated enthalpy of the acid, yields the enthalpy of formation. BDEs for both the *cis* and *trans* conformers of the acid could be determined, both leading to the lower-energy *trans* conformer of the radical.²⁸

***trans*-HC(O)OOH**

Enthalpy obtained from the calculated heat of an isodesmic reaction, at the G3B3MP2 level of theory.²⁸ This value is slightly lower than $\Delta_f H_{298}^\circ = -285.3 \pm 2.5$ kJ mol⁻¹ ($\Delta_f H_0^\circ = -275.7$ kJ mol⁻¹) obtained from atomization energies calculated using CCSD(T) with aug cc-pVnZ (n = D - 7) basis sets, using frozen-core CCSD(T) optimized geometries and extrapolated to the complete basis set limit.¹² The present value was chosen as it is conformer specific; the 0 K value is based on the Feller et al.¹² enthalpy difference.

***cis*-HC(O)OOH**

The enthalpy value is derived from the value for the *trans* conformer, which is calculated at the G3B3MP2 level of theory, to be 14.2 kJ mol⁻¹ lower in energy than the *cis* conformer.²⁸

CH₂OO, formaldehyde carbonyl oxide (Criegee intermediate)

Optimized geometry calculated at the CCSD(T)/aVTZ level with the aug-cc-pVTZ basis set; CCSD(T) energy extrapolated to the CBS limit.²²

CH₂O₂, dioxirane

Optimized geometry calculated at the CCSD(T)/aVTZ level with the aug-cc-pVTZ basis set; CCSD(T) energy extrapolated to the CBS limit.²²

CH₃O Selection taken from IUPAC Task Group.²³ The recommended enthalpy is a weighted average of the experimental determinations, with an amplified uncertainty for the older gas-phase acidity determinations. The recommendation is supported by one recent high-level theoretical study. This value is significantly higher than that recommended here previously, 17.15 ± 3.8 kJ mol⁻¹ from the evaluation of Berkowitz et al.,² and most other previous recommendations. The recommended entropy is also somewhat different than the previously recommended value of 232.86 J K⁻¹ mol⁻¹.¹³ Atomization energies calculated using CCSD(T) with cc-pVnZ (n = D, T, and Q) basis sets, using (U)MP2/aug-cc-pVTZ optimized geometries and extrapolated to the complete basis set limit, led to enthalpies of $\Delta_f H_0^\circ = 7.4$ kcal mol⁻¹ and $\Delta_f H_{298}^\circ = 5.5$ kcal mol⁻¹.¹⁹

CH₃O₂ Based on a re-analysis of previous equilibrium data on $R + O_2 \leftrightarrow RO_2$ from the same laboratory.¹⁶ In a computational study, $\Delta_f H_{298}^\circ = 8.8$ kJ mol⁻¹ was determined using G3B3 and CBS-APNO methods with isodesmic reactions to minimize systematic errors, where the geometry was optimized at the B3LYP/cc-pVTZ+d level of theory. This work also provided the recommended entropy.⁶

CH₂OH Recommendation taken from IUPAC Task Group.²³ Enthalpy is a weighted average of the most recent experimental studies and a theoretical study, and is in good agreement with all the previous experimental results. (Note that the previous value listed in this Table, $\Delta_f H_0^\circ = -11.5 \pm 1.3$ kJ mol⁻¹, was inadvertently for 0 K.) The entropy value reported by Johnson and Hudgens was accepted and is included here with their error limits.¹⁵ Results of Dóbbé, et al.⁸ give -16.6 ± 1.3 kJ mol⁻¹. Atomization energies calculated using CCSD(T) with cc-pVnZ (n=D, T, and Q) basis sets, using (U)MP2/aug-cc-pVTZ optimized geometries and extrapolated to the complete basis set limit, led to enthalpies of $\Delta_f H_0^\circ = -2.3$ kcal mol⁻¹ and $\Delta_f H_{298}^\circ = -3.8$ kcal mol⁻¹.¹⁹

CH₃OH Taken from review of Gurvich et al.¹³ Atomization energies calculated using CCSD(T) with cc-pVnZ (n = D, T, and Q) basis sets, using (U)MP2/aug-cc-pVTZ optimized geometries and extrapolated to the complete basis set limit, led to enthalpies of $\Delta_f H_0^\circ = -45.7$ kcal mol⁻¹ and $\Delta_f H_{298}^\circ = -48.3$ kcal mol⁻¹.¹⁹

CH₃OH•HO₂

Estimated from studies on the decay of HO₂ in the presence of CH₃OH, with supporting *ab initio* calculations (Table 3-1, Note 5).

CH₂OOH Calculated using the complete basis set method, CBS-Q. Enthalpies calculated using the atomization energy method. Entropy based on geometric properties optimized at the MP2/6-31G(d') level and vibrational frequencies at the HF/6-31G(d') level.²⁷ This radical is unstable to decomposition to CH₂O + OH.

CH₃OOH Geometry optimization and frequency calculations were performed at the MP2/6-31G(d) and the B3LYP/6-311++G(d,p) levels of theory, with a single-point energy calculation at the CCSD(T)/6-311++G(d,p)/B3LYP/6-311++G(d,p) level. The dissociation energy into HO₂ and the alkyl radical was then evaluated and used, after thermal correction, to calculate the enthalpy of formation at 298 K.¹⁷ This was adjusted to the radical values from the present Table. Reaction enthalpies determined using the G2 method indicated $\Delta H_{298}^\circ(\text{CH}_3\text{OO}-\text{H})$ is 1.6 kcal mol⁻¹ lower than $\Delta H_{298}^\circ(\text{HOO}-\text{H})$, or 85.9 kcal mol⁻¹ (359.4 kJ mol⁻¹), leading to the previous enthalpy value of -132.2 kJ mol⁻¹.¹⁸ An earlier recommended enthalpy value (-139.0 ± 8.1 kJ mol⁻¹) was computed on the assumption that the dissociation energy for ROO-H is 366 ± 3 kJ mol⁻¹ (Stocker and Pilling, unpublished work).¹⁶ Enthalpy calculated using the atomization energy method at the CBS-Q level gave -30.75 kcal mol⁻¹ (-128.7 kJ

mol⁻¹).²⁷ The entropy and enthalpy difference is from the updated JANAF Table.⁹ An entropy value of 273.4 J K⁻¹ mol⁻¹ was calculated based on geometric properties optimized at the MP2/6-31G(d') level and vibrational frequencies at the HF/6-31G(d') level.²⁷ Calculations using the CBS-QB3 and CBS-APNO model chemistries on three isodesmic reactions led to $\Delta_f H_{298}^\circ = -129.5 \pm 0.9$ kJ mol⁻¹.²⁶

CH₃O₃ and CH₃O₄

Bond dissociation energies were calculated for CH₃OOOCH₃ at the G3B3 and CBS-APNO levels of theory, using isodesmic and bond dissociation work reactions. The molecular geometry was optimized at the B3LYP/cc-pVTZ+d level of theory.⁶

- (1) Becerra, R.; Carpenter, I. W.; Walsh, R. Time-resolved studies of the kinetics of the reactions of CHO with HI and HBr: Thermochemistry of the CHO radical and the H-C bond strengths in CH₂O and CHO. *J. Phys. Chem.* **1997**, *101*, 4185-4190.
- (2) Berkowitz, J.; Ellison, G. B.; Gutman, D. Three methods to measure RH bond energies. *J. Phys. Chem.* **1994**, *98*, 2744-2765.
- (3) Cox, J. D.; Wagman, D. D.; Medvedev, V. A. *CODATA Key Values for Thermodynamics*; Hemisphere Publishing Corp.: New York, 1989.
- (4) Császár, A. G.; Furtenbacher, T. From a network of computed reaction enthalpies to atom-based thermochemistry (NEAT). *Chem. Eur. J.* **2010**, *16*, 4826-4835, doi:10.1002/chem.200903252.
- (5) Czakó, G.; Nagy, B.; Tasi, G.; Somogyi, A.; Šimunek, J.; Noga, J.; Braams, B. J.; Bowman, J. M.; Császár, A. Proton affinity and enthalpy of formation of formaldehyde. *Int. J. Quantum Chem.* **2009**, *109*, 2393-2409.
- (6) da Silva, G.; Bozzelli, J. W. Thermochemistry, bond energies, and internal rotor potentials of dimethyl tetraoxide. *J. Phys. Chem A* **2007**, *111*, 12026-12036, doi:10.1021/jp075144f.
- (7) da Silva, G.; Kim, C. H.; Bozzelli, J. W. Thermodynamic properties (enthalpy, bond energy, entropy, and heat capacity) and internal rotor potentials of vinyl alcohol, methyl vinyl ether, and their corresponding radicals. *J. Phys. Chem. A* **2006**, *110*, 7925-7934, doi:10.1021/jp0602878.
- (8) Dóbbé, S.; Bérces, T.; Turányi, T.; Márta, F.; Grussdorf, J.; Temps, F.; Wagner, H. G. Direct kinetic studies of the reactions Br + CH₃OH and CH₂OH + HBr: The heat of formation of CH₂OH. *J. Phys. Chem.* **1996**, *100*, 19864-19873.
- (9) Dorofeeva, O.; Novikov, V. P.; Neumann, D. B. NIST-JANAF thermochemical tables. 1. Ten organic molecules related to atmospheric chemistry. *J. Phys. Chem. Ref. Data* **2001**, *30*, 475-513.
- (10) Duncan, T. V.; Miller, C. E. The HCO₂ potential energy surface: Stationary point energetics and the HOCO heat of formation. *J. Chem. Phys.* **2000**, *113*, 5138-5140.
- (11) Fabian, W. M. F.; Janoschek, R. Thermochemical properties of the hydroxy-formyl radical HO-CO, and the formyloxy radical, HC(O)O, and their role in the reaction OH + CO → H + CO₂. Computational G3MP2B3 and CCSD(T)-CBS studies. *J. Mol. Struct. - Theochem* **2005**, *713*, 227-234, doi:10.1016/j.theochem.2004.08.065.
- (12) Feller, D.; Dixon, D. A.; Francisco, J. S. Coupled cluster theory determination of the heats of formation of combustion-related compounds: CO, HCO, CO₂, HCO₂, HOCO, HC(O)OH, and HC(O)OOH. *J. Phys. Chem. A* **2003**, *107*, 1604-1617, doi:10.1021/jp030267v.
- (13) Gurvich, L. V.; Veyts, I. V.; Alcock, C. B. *Thermodynamic Properties of Individual Substances*, Fourth ed.; Hemisphere Publishing Corp.: New York, 1991; Vol. 2.
- (14) Hocking, W. H. The other rotamer of formic acid, *cis*-HCOOH. *Z. Naturforsch.* **1976**, *31a*, 1113-1121.
- (15) Johnson, R. D.; Hudgens, J. W. Structural and thermochemical properties of hydroxymethyl (CH₂OH) radicals and cations derived from observations of B²A'(3p) → X²A" electronic spectra and from ab initio calculations. *J. Phys. Chem.* **1996**, *100*, 19874-19890, doi:10.1021/jp961399+.
- (16) Knyazev, V. D.; Slagle, I. R. Thermochemistry of the R-O₂ bond in alkyl and chloroalkyl peroxy radicals. *J. Phys. Chem. A* **1998**, *102*, 1770-1778.

- (17) Kosmas, A. M.; Mpellos, C.; Salta, Z.; Drougas, E. Structural and heat of formation studies of halogenated methyl hydro-peroxides. *Chem. Phys.* **2010**, *371*, 36-42, doi:10.1016/j.chemphys.2010.03.026.
- (18) Lay, T. H.; Bozzelli, J. W. Enthalpies of formation and group additivity of alkyl peroxides and trioxides. *J. Phys. Chem. A* **1997**, *101*, 9505-9510.
- (19) Matus, M. H.; Nguyen, M. T.; Dixon, D. A. Theoretical prediction of the heats of formation of C₂H₅O radicals derived from ethanol and of the kinetics of β-C-C scission in the ethoxy radical. *J. Phys. Chem. A* **2007**, *111*, 113-126, doi:10.1021/jp064086f.
- (20) Matus, M. H.; Nguyen, M. T.; Dixon, D. A.; Christe, K. O. Thermochemical properties of CHFO and CF₂O. *J. Phys. Chem. A* **2008**, *112*, 4973-4981, doi:10.1021/jp800103y.
- (21) Nagy, B.; Csontos, J.; Kállay, M.; Tasi, G. High-accuracy theoretical study on the thermochemistry of several formaldehyde derivatives. *J. Phys. Chem. A* **2010**, *114*, 13213-13221, doi:10.1021/jp1085203.
- (22) Nguyen, M. T.; Nguyen, T. L.; Ngan, V. T.; Nguyen, H. M. T. Heats of formation of the Criegee formaldehyde oxide and dioxirane. *Chem. Phys. Lett.* **2007**, *448*, 183-188, doi:10.1016/j.cplett.2007.10.033.
- (23) Ruscic, B.; Boggs, J. E.; Burcat, A.; Csaszar, A. G.; Demaison, J.; Janoschek, R.; Martin, J. M. L.; Morton, M. L.; Rossi, M. J.; Stanton, J. F.; Szalay, P. G.; Westmoreland, P. R.; Zabel, F.; Berces, T. IUPAC critical evaluation of thermochemical properties of selected radicals. Part I. *J. Phys. Chem. Ref. Data* **2005**, *34*, 573-656, doi:10.1063/1.1724828.
- (24) Ruscic, B.; Feller, D.; Peterson, K. Active Thermochemical Tables: dissociation energies of several homonuclear first-row diatomics and related thermochemical values. *Theor. Chem. Acc.* **2014**, *133*, 1415, doi:10.1007/s00214-013-1415-z.
- (25) Ruscic, B.; Litorja, M. Photoionization of HOCO revisited: a new upper limit to the adiabatic ionization energy and lower limit to the enthalpy of formation. *Chem. Phys. Lett.* **2000**, *316*, 45-50.
- (26) Simmie, J. M.; Black, G.; Curran, H. J.; Hinde, J. P. Enthalpies of formation and bond dissociation energies of lower alkyl hydroperoxides and related hydroperoxy and alkoxy radicals. *J. Phys. Chem. A* **2008**, *112*, 5010-5016, doi:10.1021/jp711360z.
- (27) Sumathi, R.; Green, W. H. Oxygenate, oxyalkyl and alkoxy carbonyl thermochemistry and rates for hydrogen abstraction from oxygenates. *Phys. Chem. Chem. Phys.* **2003**, *5*, 3402-3417, doi:10.1039/b307050f.
- (28) Villano, S. M.; Eyet, N.; Wren, S. W.; Ellison, G. B.; Bierbaum, V. M.; Lineberger, W. C. Photoelectron spectroscopy and thermochemistry of the peroxyformate anion. *J. Phys. Chem. A* **2010**, *114*, 191-200, doi:10.1021/jp907569w.
- (29) Wagman, D. D.; Evans, W. H.; Parker, V. B.; Schumm, R. H.; Halow, I.; Bailey, S. M.; Churney, K. L.; Nutall, R. L. The NBS tables of chemical thermodynamic properties. Selected values for inorganic and C₁ and C₂ organic substances in SI unites. *J. Phys. Chem. Ref. Data* **1982**, *11*, Suppl. No. 1.
- (30) Yu, D.; Rauk, A.; Armstrong, D. A. Radicals and ions of formic and acetic acids: An ab initio study of the structures and gas and solution phase thermochemistry. *J. Chem. Soc. Perkin Trans 2* **1994**, 2207-2215.

Note 8: *Compounds containing one C and H and N*

[Back to Table](#)

CN, HCN, and C₂N₂

From the review of Gurvich et al.⁵

CH₂NH₂ Based on recommendation of McMillen et al.,⁸ adjusted for enthalpy for CH₃NH₂ used here (−5.6 kcal mol^{−1} vs. −5.5 kcal mol^{−1}). Calculations at the G2(MP2) level lead to an enthalpy of 147 kJ mol^{−1}.¹¹

CH₃NH₂ Enthalpy from review of Pedley;⁹ entropy value from the Thermodynamics Research Center Data Series.⁴ Values of Δ_fH₂₉₈⁰ = 21.8 ± 1.5 kJ mol^{−1} and Δ_fH₀⁰ = −7.0 ± 1.5 kJ mol^{−1} have been derived from a threshold PEPICO study of alkyl amines and the use of two isodesmic reaction networks, connected through the TPEPICO dissociation energies, and with reaction heats calculated at the CBS-APNO and W1U levels of theory.²

- CH₂CN** Based on an analysis of the negative ion cycle.⁷
- CH₃CN** Enthalpy at 298 K by combustion calorimetry;¹ 0 K value based on measured vibrational frequencies.⁷ Entropy from NBS Tables.¹⁰
- CH₂N₂** Enthalpy value calculated from the atomization energy at the G3 level of theory. Calculations also carried out at the G2, G2M(CC5), B3LYP, MW1B95, and MPWB1K levels.⁶
- CH₂N₂** Enthalpy from a CCSD(T) calculation of the atomization energy.³
- (1) An, X. W.; Mansson, M. Enthalpies of combustion and formation of acetonitrile. *J. Chem. Thermo.* **1983**, *15*, 287-293.
 - (2) Bodi, A.; Kercher, J. P.; Bond, C.; Meteesatien, P.; Sztaray, B.; Baer, T. Photoion photoelectron coincidence spectroscopy of primary amines RCH₂NH₂ (R=H, CH₃, C₂H₅, C₃H₇, *i*-C₃H₇): Alkylamine and alkyl radical heats of formation by isodesmic reaction networks *J. Phys. Chem. A* **2006**, *110*, 13425-13433, doi:10.1021/jp064739s.
 - (3) Dixon, D. A.; de Jong, W. A.; Peterson, K. A.; McMahon, T. B. Methyl cation affinities of rare gases and nitrogen and the heat of formation of diazomethane. *J. Phys. Chem. A* **2005**, *109*, 4073-4080, doi:10.1021/jp044561e.
 - (4) Frenkel, M.; Kabo, G. J.; Marsh, K. N.; Roganov, G. N.; Wilhoit, R. C. *Thermodynamics of Organic Compounds in the Gas State*; Thermodynamics Research Center: College Station, TX, 1994; Vol. I.
 - (5) Gurvich, L. V.; Veyts, I. V.; Alcock, C. B. *Thermodynamic Properties of Individual Substances*, Fourth ed.; Hemisphere Publishing Corp.: New York, 1991; Vol. 2.
 - (6) Kiselev, V. G.; Gritsan, N. P. Theoretical study of the nitroalkane thermolysis. 1. Computation of the formation enthalpy of the nitroalkanes, their isomers and radical products. *J. Phys. Chem. A* **2008**, *112*, 4458-4464, doi:10.1021/jp077391p.
 - (7) Lafleur, R. D.; Szatary, B.; Baer, T. A photoelectron-photoion coincidence study of the ICH₂CN ion dissociation: Thermochemistry of CH₂CN, ⁺CH₂CN, and ICH₂CN. *J. Phys. Chem. A* **2000**, *104*, 1450-1455, doi:10.1021/jp993569z.
 - (8) McMillen, D. F.; Golden, D. M. Hydrocarbon bond dissociation energies. *Ann. Rev. Phys. Chem.* **1982**, *33*, 493-532.
 - (9) Pedley, J. B. *Thermochemical Data and Structures of Organic Compounds*; Thermodynamics Data Center: College Station, TX, 1994.
 - (10) Wagman, D. D.; Evans, W. H.; Parker, V. B.; Schumm, R. H.; Halow, I.; Bailey, S. M.; Churney, K. L.; Nutall, R. L. The NBS tables of chemical thermodynamic properties. Selected values for inorganic and C₁ and C₂ organic substances in SI unites. *J. Phys. Chem. Ref. Data* **1982**, *11*, Suppl. No. 1.
 - (11) Wayner, D. D. M.; Clark, K. B.; Rauk, A.; Yu, D.; Armstrong, D. A. C-H bond dissociation energies of alkyl amines: Radical structures and stabilization energies. *J. Am. Chem. Soc.* **1997**, *119*, 8925-8932.

Note 9: Compounds containing one C and H, N, and O

[Back to Table](#)

- CH₂NO** From computed G2 heats of reaction.¹¹
- NH₂CO** This is the more stable isomer of CH₂NO (above), which is formed by the association of CH₂ with NO. The enthalpy and entropy values are taken from a CCSDT(Q) calculation, with structure optimized using the cc-pVQZ basis set.⁸ The previous $\Delta_f H_{298}^0 = -15.1 \pm 4$ was from computed G2 heats of reaction.¹¹
- NCO** Enthalpy from D(H-NCO) = 4.9±0.01 eV,⁹ using present value for HNCO. Entropy from Gurvich et al.⁶

HNCO, isocyanic acid

The dissociative photoionization of urea was investigated by iPEPICO.² The lowest energy channel, CO(NH₂)₂ + hv → NH₃⁺ + HNCO + e⁻, was measured accurately and the appearance energy of the second channel, CO(NH₂)₂ + hv → NH₂ + H₂NCO⁺ + e⁻, was measured with somewhat lower precision. These were used together with W1 and CBS-APNO calculations

on three isodesmic reactions for $\text{CO}(\text{NH}_2)_2$ and two isoelectronic reactions for HNC O to determine the enthalpy values for both HNC O and $\text{CO}(\text{NH}_2)_2$. The previous value, $\Delta_f H_{298}^\circ = -104 \pm 12 \text{ kJ mol}^{-1}$ from threshold photodissociation of HNC O by measuring $\text{NH}(\text{a}^1\Delta)$ threshold and fragment energy, adjusted for the present enthalpy of NH.¹² Entropy from NBS Tables.¹⁴

HCONH₂, Formamide

From review of Pedley et al.¹⁰

CH₂NO₂ Recommendation from the Thermodynamics Research Center Data Series.⁵ A calculation of the atomization energy at the G3 level of theory leads to $\Delta_f H_{298}^\circ = 31.5 \text{ kcal mol}^{-1}$. Calculations also carried out at the G2, G2M(CC5), B3LYP, MW1B95, and MPWB1K levels.⁷

CH₃NO₂ Enthalpy from Pedley,¹⁰ entropy from Frenkel et al.⁵ Enthalpy value calculated using G3, CBS-QB3, and CBS-APNO methods applied to atomization, isomerization, and work reactions is $\Delta_f H_{298}^\circ = -17.67 \pm 0.27 \text{ kcal mol}^{-1}$, which becomes $-17.73 \pm 0.27 \text{ kcal mol}^{-1}$ using the reference enthalpy for *cis*-HONO from this Table.¹ A calculation of the atomization energy at the G3 level of theory leads to $\Delta_f H_{298}^\circ = -17.5 \text{ kcal mol}^{-1}$. Calculations also carried out at the G2, G2M(CC5), B3LYP, MW1B95, and MPWB1K levels.⁷ A value of $\Delta_f H_{298}^\circ = -73.2 \text{ kJ mol}^{-1}$ was calculated at the G4 level of theory, making use of isodesmic reactions.⁴

CH₃ONO Taken from review of Stull et al.¹³ Enthalpy value calculated using G3, CBS-QB3, and CBS-APNO methods applied to atomization, isomerization, and work reactions is $\Delta_f H_{298}^\circ = -15.64 \pm 0.10 \text{ kcal mol}^{-1}$, which becomes $-15.81 \pm 0.10 \text{ kcal mol}^{-1}$ using the reference enthalpy for *cis*-HONO from this Table.¹ A calculation of the atomization energy at the G3 level of theory leads to $\Delta_f H_{298}^\circ = -15.4 \text{ kcal mol}^{-1}$. Calculations also carried out at the G2, G2M(CC5), B3LYP, MW1B95, and MPWB1K levels.⁷

CH₃ONO₂ Enthalpy from Pedley,¹⁰ entropy from Stull et al.¹³

CH₃O₂NO₂ Equilibrium structures optimized at the MP2 level with the 6-311G(d,p) basis set and enthalpy values calculated by both atomization energies and through use of isodesmic reactions at the G3, G3B3, and G4 methods.³

(NH₂)₂CO, Urea

The dissociative photoionization of urea was investigated by iPEPICO.² The lowest energy channel, $\text{CO}(\text{NH}_2)_2 + h\nu \rightarrow \text{NH}_3^+ + \text{HNC O} + e^-$, was measured accurately and the appearance energy of the second channel, $\text{CO}(\text{NH}_2)_2 + h\nu \rightarrow \text{NH}_2 + \text{H}_2\text{NCO}^+ + e^-$, was measured with somewhat lower precision. These were used together with W1 and CBS-APNO calculations on three isodesmic reactions for $\text{CO}(\text{NH}_2)_2$ and two isoelectronic reactions for HNC O to determine the enthalpy values for both HNC O and $\text{CO}(\text{NH}_2)_2$. The previous value, $\Delta_f H_{298}^\circ = -245.8 \pm 2.0 \text{ kJ mol}^{-1}$ from Pedley et al.,¹⁰ depended on a value of the sublimation energy that appears to be too low.²

C(NO₂)₄ Enthalpy value calculated from the atomization energy at the G3 level of theory. Calculations also carried out at the G2, G2M(CC5), B3LYP, MW1B95, and MPWB1K levels.⁷ (see addition and corrections)

- (1) Asatryan, R.; Bozzelli, J. W.; Simmie, J. M. Thermochemistry of methyl and ethyl nitro, RNO₂, and nitrite, RONO, organic compounds. *J. Phys. Chem. A* **2008**, *112*, 3172-3185, doi:10.1021/jp710960u.
- (2) Bodi, A.; Hemberger, P.; Gerber, T. A robust link between the thermochemistry of urea and isocyanic acid by dissociative photoionization. *J. Chem. Thermo.* **2013**, *58*, 292-299, doi:10.1016/j.jct.2012.11.013.
- (3) Buendía-Atencio, C.; Leyva, V.; González, L. Thermochemistry and UV spectroscopy of alkyl peroxy nitrates. *J. Phys. Chem. A* **2010**, *114*, 9537-9544, doi:10.1021/jp103854y.
- (4) Dorofeeva, O. V.; Suntsova, M. A. Enthalpies of formation of nitromethane and nitrobenzene: Theory vs experiment. *J. Chem. Thermo.* **2013**, *58*, 221-225, doi:10.1016/j.jct.2012.11.008.

- (5) Frenkel, M.; Kabo, G. J.; Marsh, K. N.; Roganov, G. N.; Wilhoit, R. C. *Thermodynamics of Organic Compounds in the Gas State*; Thermodynamics Research Center: College Station, TX, 1994; Vol. I.
- (6) Gurvich, L. V.; Veyts, I. V.; Alcock, C. B. *Thermodynamic Properties of Individual Substances*, Fourth ed.; Hemisphere Publishing Corp.: New York, 1991; Vol. 2.
- (7) Kiselev, V. G.; Gritsan, N. P. Theoretical study of the nitroalkane thermolysis. 1. Computation of the formation enthalpy of the nitroalkanes, their isomers and radical products. *J. Phys. Chem. A* **2008**, *112*, 4458-4464, doi:10.1021/jp077391p.
- (8) Nagy, B.; Csontos, J.; Kállay, M.; Tasi, G. High-accuracy theoretical study on the thermochemistry of several formaldehyde derivatives. *J. Phys. Chem. A* **2010**, *114*, 13213-13221, doi:10.1021/jp1085203.
- (9) Okabe, H. Photodissociation of HNCO in the vacuum ultraviolet; Production of NCO A²Σ and NH(A³π, πC¹). *J. Chem. Phys.* **1970**, *53*, 3507-3515.
- (10) Pedley, J. B. *Thermochemical Data and Structures of Organic Compounds*; Thermodynamics Data Center: College Station, TX, 1994.
- (11) Shapley, W. A.; Bacskay, G. B. Ab initio quantum chemical studies of the formaldiminoxt (CH₂NO) radical: 1. Isomerization reactions. *J. Phys. Chem. A* **1999**, *103*, 4505-4513.
- (12) Spiglanin, T. A.; Pery, R. A.; Chandler, D. W. Photodissociation studies of HNCO: Heat of formation and product branching ratios. *J. Phys. Chem.* **1986**, *90*, 6184-6189.
- (13) Stull, D. R.; Westrum, E. F.; Sinke, G. C. *The Chemical Thermodynamics of Organic Compounds*; John Wiley & Sons: New York, 1969.
- (14) Wagman, D. D.; Evans, W. H.; Parker, V. B.; Schumm, R. H.; Halow, I.; Bailey, S. M.; Churney, K. L.; Nutall, R. L. The NBS tables of chemical thermodynamic properties. Selected values for inorganic and C₁ and C₂ organic substances in SI unites. *J. Phys. Chem. Ref. Data* **1982**, *11*, Suppl. No. 1.

Note 10: *A series of nitroalkanes, their isomers, and radical products*

[Back to Table](#)

For all these species, the enthalpy value was calculated from the atomization energy at the G3 level of theory. Calculations also carried out at the G2, G2M(CC5), B3LYP, MW1B95, and MPWB1K levels.¹

- (1) Kiselev, V. G.; Gritsan, N. P. Theoretical study of the nitroalkane thermolysis. 1. Computation of the formation enthalpy of the nitroalkanes, their isomers and radical products. *J. Phys. Chem. A* **2008**, *112*, 4458-4464, doi:10.1021/jp077391p.

Note 11: *Compounds containing two C and 0 - 4 H*

[Back to Table](#)

- C₂** The enthalpy value is the result of an optimization in the Active Thermochemical Tables (ATcT).¹² The entropy value is from JANAF.³
- C₂H** Enthalpy from review of Berkowitz, Ellison, and Gutman.¹ $\Delta_f H_0^\circ = 134.1 \pm 0.7$ kcal mol⁻¹. Entropy from Gurvich et al.⁶ High level *ab initio* calculations result in an enthalpy value of 567.4 ± 1.5 kJ mol⁻¹.¹⁴
- C₂H₂** From the review of Gurvich et al.⁶ Pedley gives the enthalpy as 228.2 ± 0.7 kJ mol⁻¹.¹⁰ The JANAF Tables give $\Delta_f H_0^\circ = 227.3$ kJ mol⁻¹, $\Delta_f H_{298}^\circ = 226.7$ kJ mol⁻¹, and $S^\circ = 200.958$ J K⁻¹ mol⁻¹.³ A network optimization of *ab initio* reaction enthalpies results in a value of $\Delta_f H_0^\circ = 228.67 \pm 0.35$ kJ mol⁻¹.⁴ The uncertainty corresponds to the 95% confidence limit. The reference atomic values were taken from the Active Thermochemical Tables, ver. 1.20.

H₂CC, vinylidene

Based on a series of negative ion photoelectron spectroscopic measurements combined with proton-transfer kinetics.⁵ CCSD(T) calculations, extrapolated to the CBS level, lead to $\Delta_f H_0^\circ = 98.6$ kcal mol⁻¹ and $\Delta_f H_{298}^\circ = 98.8$ kcal mol⁻¹.⁹

- C₂H₃** Enthalpy derived from a third-law analysis of the reaction $\text{Cl} + \text{C}_2\text{H}_4 \leftrightarrow \text{HCl} + \text{C}_2\text{H}_3$.⁷ A second-law analysis gives $69.1 \pm 1.6 \text{ kcal mol}^{-1}$. The recommendation of Tsang is $71.5 \pm 1 \text{ kcal mol}^{-1}$.¹⁶ See also discussion by Lago and Baer.⁸ Negative ion photoelectron spectroscopy combined with proton-transfer kinetics leads to a value of $\Delta_f H_{298}^\circ = 71.6 \pm 0.8 \text{ kcal mol}^{-1}$.⁵ A calculation at the HEAT345-Q level of theory gives recommended values of $\Delta_f H_0^\circ = 301.5 \pm 1.3 \text{ kJ mol}^{-1}$ and $\Delta_f H_{298}^\circ = 297.3 \pm 1.3 \text{ kJ mol}^{-1}$.¹⁵ This enthalpy difference provides the 0 K value in the Table. The entropy value was taken from the evaluation of Tsang.¹⁶
- C₂H₄** From the review of Gurvich et al.⁶ The JANAF Tables give $\Delta_f H_0^\circ = 60.0 \text{ kJ mol}^{-1}$, $\Delta_f H_{298}^\circ = 52.5 \text{ kJ mol}^{-1}$, and $S^\circ = 219.330 \text{ J K}^{-1} \text{ mol}^{-1}$.³
- C₂H₅** Enthalpy from review of Berkowitz, Ellison, and Gutman.¹ Entropy from Gurvich et al.⁶ Enthalpy of $120.7 \pm 1.0 \text{ kJ mol}^{-1}$ has been derived from a threshold PEPICO study of alkyl amines and the use of two isodesmic reaction networks, connected through the TPEPICO dissociation energies, and with reaction heats calculated at the CBS-APNO and WIU levels of theory. $\Delta_f H_0^\circ = 132.3 \pm 1.0 \text{ kJ mol}^{-1}$.² A re-analysis of the thermal decomposition of $\text{C}_2\text{H}_5\text{I}$, making use of calculated molecular parameters, led to a value of $\Delta_f H_{298}^\circ = 124 \pm 3 \text{ kJ mol}^{-1}$.¹³
- C₂H₆** Enthalpy from flame calorimetry measurement.¹¹ Entropy from Gurvich et al.,⁶ who gives $\Delta_f H_{298}^\circ = -84.00 \pm 0.40 \text{ kJ mol}^{-1}$ and $\Delta_f H_0^\circ = -68.38 \pm 0.40 \text{ kJ mol}^{-1}$.
- (1) Berkowitz, J.; Ellison, G. B.; Gutman, D. Three methods to measure RH bond energies. *J. Phys. Chem.* **1994**, *98*, 2744-2765.
 - (2) Bodí, A.; Kercher, J. P.; Bond, C.; Meteesatien, P.; Sztaray, B.; Baer, T. Photoion photoelectron coincidence spectroscopy of primary amines RCH_2NH_2 (R=H, CH₃, C₂H₅, C₃H₇, *i*-C₃H₇): Alkylamine and alkyl radical heats of formation by isodesmic reaction networks *J. Phys. Chem. A* **2006**, *110*, 13425-13433, doi:10.1021/jp064739s.
 - (3) Chase, M. W. NIST-JANAF thermochemical tables. *J. Phys. Chem. Ref. Data* **1998**, *Monograph 9*.
 - (4) Császár, A. G.; Furtenbacher, T. From a network of computed reaction enthalpies to atom-based thermochemistry (NEAT). *Chem. Eur. J.* **2010**, *16*, 4826-4835, doi:10.1002/chem.200903252.
 - (5) Ervin, K. M.; Gronert, S.; Barlow, E. E.; Gilles, M. K.; Harrison, A. G.; Bierbaum, V. M.; DePuy, C. H.; Lineberger, W. C.; Ellison, G. B. Bond strengths of ethylene and acetylene. *J. Am. Chem. Soc.* **1990**, *112*, 5750-5759.
 - (6) Gurvich, L. V.; Veyts, I. V.; Alcock, C. B. *Thermodynamic Properties of Individual Substances*, Fourth ed.; Hemisphere Publishing Corp.: New York, 1991; Vol. 2.
 - (7) Kaiser, E. W.; Wallington, T. J. Kinetics of the reactions of chlorine atoms with C_2H_4 (k_1) and C_2H_2 (k_2): A determination of $\Delta H_{f,298}^\circ$ for C_2H_3 . *J. Phys. Chem.* **1996**, *100*, 4111-4119, doi:10.1021/jp953178u.
 - (8) Lago, A. F.; Baer, T. A photoelectron photoion coincidence study of the vinyl bromide and tribromoethane ion dissociation dynamics: Heats of formation of C_2H_3^+ , $\text{C}_2\text{H}_3\text{Br}$, $\text{C}_2\text{H}_3\text{Br}^+$, $\text{C}_2\text{H}_3\text{Br}_2^+$, and $\text{C}_2\text{H}_3\text{Br}_3$. *J. Phys. Chem. A* **2006**, *110*, 3036-3041, doi:10.1021/jp053943x.
 - (9) Nguyen, M. T.; Matus, M. H.; Lester, W. A., Jr.; Dixon, D. A. Heats of formation of triplet ethylene, ethylidene, and acetylene. *J. Phys. Chem. A* **2008**, *112*, 2082-2087, doi:10.1021/jp074769a.
 - (10) Pedley, J. B. *Thermochemical Data and Structures of Organic Compounds*; Thermodynamics Data Center: College Station, TX, 1994.
 - (11) Pittam, D. A.; Pilcher, G. Measurements of heats of combustion by flame calorimetry. Part 8. Methane, ethane, propane, n-butane and 2-methylpropane. *J. Chem. Soc. Faraday Trans. 1* **1972**, *68*, 2224-2229.
 - (12) Ruscic, B.; Feller, D.; Peterson, K. Active Thermochemical Tables: dissociation energies of several homonuclear first-row diatomics and related thermochemical values. *Theor. Chem. Acc.* **2014**, *133*, 1415, doi:10.1007/s00214-013-1415-z.
 - (13) Skorobogatov, G. A.; Dymov, B. P.; Pogosyan, Y. I.; Khripun, V. K.; Tschuikow-Roux, E. Molecular, thermodynamic, and kinetic parameters of the free radical C_2H_5 in the gas phase. *Russ. J. General Chem.* **2003**, *73*, 75-84.

- (14) Szalay, P. G.; Tajti, A.; Stanton, J. F. Ab initio determination of the heat of formation of ketyenyl (HCCO) and ethynyl (CCH) radicals. *Mol. Phys.* **2005**, *103*, 2159-2168.
- (15) Tabor, D. P.; Harding, M. E.; Ichino, T.; Stanton, J. F. High-accuracy extrapolated ab initio thermochemistry of the vinyl, allyl, and vinoxy radicals. *J. Phys. Chem. A* **2012**, *116*, 7668-7676, doi:10.1021/jp302527n.
- (16) Tsang, W. Heats of formation of organic free radicals by kinetic methods. In *Energetics of Free Radicals*; Simoes, J. A. M., Greenberg, A., Liebman, J. F., Eds.; Blackie Academic & Professional: London, 1996; pp 22-58.

Note 12: *Compounds containing two C, one O, and 1-6 H*

[Back to Table](#)

- CHCO** Based on the recommended dissociation energy for CH₂CO of 105.3±2.1 kcal mol⁻¹.¹ High level *ab initio* calculations result in an enthalpy of 173.8±1.5 kJ mol⁻¹.²⁰
- CH₂CO** From photoionization of CH₂CO and a subsequent optimization of a local thermochemical network.¹⁷ Calculations on several isodesmic reactions using CBS-QB3, CBS-APNO, and G3 methods led to a value of $\Delta_f H_{298}^{\circ} = -48.2 \pm 2.6$ kJ mol⁻¹.¹⁸
- CH₃CO** Recommendation taken from IUPAC Task Group.¹⁶ Enthalpy is a weighted average of the experimental results, with amplified uncertainties assigned to the most negative values. This recommendation is only slightly lower than the value -10.0±1.2 kJ mol⁻¹ previously recommended here.¹
- C₂H₂OH** Calculated from the heat of reactions for OH + C₂H₂ of -146±10 kJ mol⁻¹.⁷
- CH₂C(O)H, vinoxy radical**
Enthalpy values calculated at the HEAT345-Q level of theory.²¹ Previous enthalpy value an average of the a value obtained from the gas-phase basicity and proton affinity determined by a kinetic method (9.9±3.9 kJ mol⁻¹) and a reexamination of the results of Holmes, et al.¹¹ on the dissociation of ethyl acetate after electron ionization (15.9±5.6 kJ mol⁻¹).³ This value is supported by several computational studies.^{5,9,10,12} Previous recommendation, 10.5±9.2 kJ mol⁻¹, was from an analysis of gas-phase acidity and electron affinity studies.¹ A G3MP2B3 calculation led to $\Delta_f H_{298}^{\circ} = 13.45$ kJ mol⁻¹ and the selected entropy value.¹²
- CH₃C(O)H**
Enthalpy from Pedley,¹⁵ entropy from Frenkel et al.⁶
- Vinyl alcohol and corresponding radicals (CH₂CHOH, CH₂COH, CHCHOH)**
Molecular geometry optimized at the B3LYP/6-31G(d,p) level of theory. The enthalpy was determined using CBS-Q, CBS-APNO, and G3 methods with isodesmic reactions to minimize systematic errors. Entropies calculated by using the SMCPS program. The enthalpy values for both conformers of vinyl alcohol are within about 5 kJ mol⁻¹ the average of the experimental values, which are based on ionization techniques.⁴
- CH₃CH₂O** Recommendation taken from IUPAC Task Group.¹⁶ Enthalpy is based on a collision-induced dissociation measurement, which lies between the theoretical results and most of the previous recommendations, including that previously included here, $\Delta_f H_{298}^{\circ} = -15.5 \pm 3.3$ kJ mol⁻¹.¹ Ruscic et al. note that their new preferred value corresponds to an O-H bond dissociation energy for ethanol more in line with that in methanol. Atomization energies calculated using CCSD(T) with cc-pVnZ (n = D, T, and Q) basis sets, using (U)MP2/aug-cc-pVTZ optimized geometries and extrapolated to the complete basis set limit, led to enthalpies of $\Delta_f H_0^{\circ} = 0.8$ kcal mol⁻¹ and $\Delta_f H_{298}^{\circ} = -2.7$ kcal mol⁻¹.¹³
- CH₂CH₂OH**
Calculated from the heat of reaction for the addition of OH to C₂H₄ of -123±6 kJ mol⁻¹.⁷ Atomization energies calculated using CCSD(T) with cc-pVnZ (n = D, T, and Q) basis sets, using (U)MP2/aug-cc-pVTZ optimized geometries and extrapolated to the complete basis set limit, led to enthalpies of $\Delta_f H_0^{\circ} = -3.1$ kcal mol⁻¹ and $\Delta_f H_{298}^{\circ} = -6.2$ kcal mol⁻¹.¹³ The enthalpy of formation was also calculated from a set of isodesmic and isogyric

reactions at the CBS-QB3 level of theory to be $\Delta_f H_{298}^\circ = -28.7 \pm 2.2$ kJ mol⁻¹. Calculations with B3LYP/cc-pVTZ were about 6 kJ mol⁻¹ more negative.²

CH₃CHOH

Calculated using the complete basis set method, CBS-Q. Enthalpies calculated using the atomization energy method. Entropy based on geometric properties optimized at the MP2/6-31G(d') level and vibrational frequencies at the HF/6-31G(d') level.¹⁹ Enthalpy recommended in the review of McMillen and Golden is -15.2 ± 1 kcal mol⁻¹.¹⁴ Atomization energies calculated using CCSD(T) with cc-pVnZ (n = D, T, and Q) basis sets, using (U)MP2/aug-cc-pVTZ optimized geometries and extrapolated to the complete basis set limit, led to enthalpies of $\Delta_f H_0^\circ = -9.8$ kcal mol⁻¹ and $\Delta_f H_{298}^\circ = -13.1$ kcal mol⁻¹.¹³

C₂H₅OH

Taken from review of Gurvich, et al.⁸ Atomization energies calculated using CCSD(T) with cc-pVnZ (n = D, T, and Q) basis sets, using (U)MP2/aug-cc-pVTZ optimized geometries and extrapolated to the complete basis set limit, led to enthalpies of $\Delta_f H_0^\circ = -52.1$ kcal mol⁻¹ and $\Delta_f H_{298}^\circ = -56.4$ kcal mol⁻¹.¹³

CH₃OCH₂

Calculated using the complete basis set method, CBS-Q. Enthalpies calculated using the atomization energy method. Entropy based on geometric properties optimized at the MP2/6-31G(d') level and vibrational frequencies at the HF/6-31G(d') level.¹⁹ Recommendation in the review of McMillen and Golden, adjusted to allow for present enthalpy of CH₃COCH₃, is -3 ± 1 kcal mol⁻¹.¹⁴

CH₃OCH₃

Enthalpy from Pedley,¹⁵ entropy from Frenkel et al.⁶ Enthalpy calculated using the atomization energy method at the CBS-Q level gave -43.98 kcal mol⁻¹.¹⁹

- (1) Berkowitz, J.; Ellison, G. B.; Gutman, D. Three methods to measure RH bond energies. *J. Phys. Chem.* **1994**, *98*, 2744-2765.
- (2) Bernardes, C. E. S.; Minas da Piedade, M. E.; Amaral, L. M. P. F.; Ferreira, A. I. M. C. L.; Ribeiro da Silva, M. A. V.; Diogo, H. P.; Costa Cabral, B. J. Energetics of C-F, C-Cl, C-Br, and C-I bonds in 2-haloethanols. Enthalpies of formation of XCH₂CH₂OH (X = F, Cl, Br, I) compounds and of the 2-hydroxyethyl radical. *J. Phys. Chem. A* **2007**, *111*, 1713-1720, doi:10.1021/jp0675678.
- (3) Bouchoux, G.; Chamot-Rooke, J.; Leblanc, D.; Mourgues, P.; Sablier, M. Proton affinity and heat of formation of vinyloxy [CH₂CHO]. and acetylonyl [CH₂COCH₃]. radicals. *ChemPhysChem* **2001**, *2*, 235-241.
- (4) da Silva, G.; Kim, C. H.; Bozzelli, J. W. Thermodynamic properties (enthalpy, bond energy, entropy, and heat capacity) and internal rotor potentials of vinyl alcohol, methyl vinyl ether, and their corresponding radicals. *J. Phys. Chem. A* **2006**, *110*, 7925-7934, doi:10.1021/jp0602878.
- (5) El-Nahas, A. M.; Bozzelli, J. W.; Simmie, J. M.; Navarro, M. V.; Black, G.; Curran, H. J. Thermochemistry of acetylonyl and related radicals. *J. Phys. Chem. A* **2006**, *110*, 13618-13623, doi:10.1021/jp065003y.
- (6) Frenkel, M.; Kabo, G. J.; Marsh, K. N.; Roganov, G. N.; Wilhoit, R. C. *Thermodynamics of Organic Compounds in the Gas State*; Thermodynamics Research Center: College Station, TX, 1994; Vol. I.
- (7) Fulle, D.; Hamann, H. F.; Hippler, H.; Jansch, C. P. The high pressure range of the addition of OH to C₂H₂ and C₂H₄. *Ber. Bunsenges. Phys. Chem.* **1997**, *101*, 1433-1442.
- (8) Gurvich, L. V.; Veyts, I. V.; Alcock, C. B. *Thermodynamic Properties of Individual Substances.*, Fourth ed.; Hemisphere Publishing Corp.: New York, 1991; Vol. 2.
- (9) Hassouna, M.; Delbos, E.; Devolder, P.; Viskolcz, B.; Fittschen, C. Rate and equilibrium constant of the reaction of 1-methylvinyloxy radicals with O₂: CH₃COCH₂ + O₂ ⇌ CH₃COCH₂O₂. *J. Phys. Chem. A* **2006**, *110*, 6667-6672, doi:10.1021/jp0558270.
- (10) Henry, D. J.; Parkinson, C. J.; Mayer, P. M.; Radom, L. Bond dissociation energies and radical stabilization energies associated with substituted methyl radicals. *J. Phys. Chem. A* **2001**, *105*, 6750-6756, doi:10.1021/jp010442c.

- (11) Holmes, J. L.; Lossing, F. P.; Terlouw, J. K. Heats of formation and homolytic bond dissociation energies in the keto-enol tautomers C₂H₄O, C₃H₆O. *J. Am. Chem. Soc.* **1986**, *108*, 1086-1087.
- (12) Janoschek, R.; Rossi, M. J. Thermochemical properties of free radicals from G3MP2B3 calculations. *Int. J. Chem. Kinet.* **2002**, *34*, 550-560, doi:10.1002/kin.20035.
- (13) Matus, M. H.; Nguyen, M. T.; Dixon, D. A. Theoretical prediction of the heats of formation of C₂H₅O radicals derived from ethanol and of the kinetics of β-C-C scission in the ethoxy radical. *J. Phys. Chem. A* **2007**, *111*, 113-126, doi:10.1021/jp064086f.
- (14) McMillen, D. F.; Golden, D. M. Hydrocarbon bond dissociation energies. *Ann. Rev. Phys. Chem.* **1982**, *33*, 493-532.
- (15) Pedley, J. B. *Thermochemical Data and Structures of Organic Compounds*; Thermodynamics Data Center: College Station, TX, 1994.
- (16) Ruscic, B.; Boggs, J. E.; Burcat, A.; Csaszar, A. G.; Demaison, J.; Janoschek, R.; Martin, J. M. L.; Morton, M. L.; Rossi, M. J.; Stanton, J. F.; Szalay, P. G.; Westmoreland, P. R.; Zabel, F.; Berces, T. IUPAC critical evaluation of thermochemical properties of selected radicals. Part I. *J. Phys. Chem. Ref. Data* **2005**, *34*, 573-656, doi:10.1063/1.1724828.
- (17) Ruscic, B.; Litorja, M.; Asher, R. L. Ionization energy of methylene revisited: Improved values for the enthalpy of formation of CH₂ and the bond dissociation energy of CH₃ via simultaneous solution of the local thermochemical network. *J. Phys. Chem. A* **1999**, *103*, 8625-8633.
- (18) Simmie, J. M.; Metcalfe, W. K.; Curran, H. J. Ketene thermochemistry. *ChemPhysChem* **2005**, *9*, 700-702, doi:10.1002/cphc.200800003.
- (19) Sumathi, R.; Green, W. H. Oxygenate, oxyalkyl and alkoxy carbonyl thermochemistry and rates for hydrogen abstraction from oxygenates. *Phys. Chem. Chem. Phys.* **2003**, *5*, 3402-3417, doi:10.1039/b307050f.
- (20) Szalay, P. G.; Tajti, A.; Stanton, J. F. Ab initio determination of the heat of formation of ketylenyl (HCCO) and ethynyl (CCH) radicals. *Mol. Phys.* **2005**, *103*, 2159-2168.
- (21) Tabor, D. P.; Harding, M. E.; Ichino, T.; Stanton, J. F. High-accuracy extrapolated ab initio thermochemistry of the vinyl, allyl, and vinoxy radicals. *J. Phys. Chem. A* **2012**, *116*, 7668-7676, doi:10.1021/jp302527n.

Note 13: *Compounds containing two C, two O, and 1-6 H*

[Back to Table](#)

(CHO)₂, glyoxal

The lowest energy conformer is the *trans* isomer. From the updated JANAF Tables, based on measurements of the heat of combustion.²

cy-(C₂H₂O)O, oxiranone (an α-lactone of ethylene oxide)

Ab initio calculations utilizing isodesmic reactions.⁹

CH₃CHOOH

Calculated using the complete basis set method, CBS-Q. Enthalpies calculated using the atomization energy method. Entropy based on geometric properties optimized at the MP2/6-31G(d') level and vibrational frequencies at the HF/6-31G(d') level.¹² This radical is unstable towards dissociation.

C₂H₅O₂

Based on a re-analysis of previous equilibrium data on R + O₂ ↔ RO₂ from the same laboratory.⁵

C₂H₅OOH

Reaction enthalpy for the reaction CH₃CH₂OO + CH₃OOH → CH₃CH₂OOH + CH₃OO calculated to be 0.5 kcal mol⁻¹ using the QCISD(T)/6-31G**// MP2/6-31G* method.⁶ Previous enthalpy value (-175.4±12.9 kJ mol⁻¹) was computed on the assumption that the dissociation energy for ROO-H is 366±3 kJ mol⁻¹ (Stocker and Pilling, unpublished work).⁵ Pedley gives a value of -198.9±58.7 kJ mol⁻¹.⁸ Enthalpy calculated using the atomization energy method at the CBS-Q level gave -38.78 kcal mol⁻¹.¹² Calculations using the CBS-QB3 and CBS-APNO model chemistries on three isodesmic reactions led to Δ_fH₂₉₈⁰ = -163.7±0.9 kJ mol⁻¹.¹¹ Entropy based on geometric properties optimized at the MP2/6-31G(d') level and vibrational frequencies at the HF/6-31G(d') level.¹²

CH₃OCO, radical from methyl formate

An average of two isodesmic reactions calculated at the G3MP2//B3LYP/6-31G(d) level.¹⁰ Enthalpy calculated using the atomization energy method at the CBS-Q level gave $\Delta_f H_{298}^\circ = -37.87$ kcal mol⁻¹.¹² Entropy based on geometric properties optimized at the MP2/6-31G(d') level and vibrational frequencies at the HF/6-31G(d') level.¹²

CH₂OC(O)H

Calculated using the complete basis set method, CBS-Q. Enthalpies calculated using the atomization energy method. Entropy based on geometric properties optimized at the MP2/6-31G(d') level and vibrational frequencies at the HF/6-31G(d') level.¹²

CH₃OC(O)H, methyl formate

Enthalpy value taken from review of Pedley.⁸ An average of three isodesmic reactions calculated at the G3MP2//B3LYP/6-31G(d) level, supported by G3 and B3LYP calculations gives $\Delta_f H_{298}^\circ = -82.3 \pm 0.49$ kcal mol⁻¹.¹⁰ Enthalpy calculated using the atomization energy method at the CBS-Q level gave $\Delta_f H_{298}^\circ = -85.87$ kcal mol⁻¹.¹² Entropy based on geometric properties optimized at the MP2/6-31G(d') level and vibrational frequencies at the HF/6-31G(d') level.¹²

CH₃COO Vibrational frequencies calculated at the HF/6-31G(D) level and total energies evaluated at the G2(MP2) level, also making use of isodesmic reactions.¹⁴

CH₂(OH)CO and CH(OH)C(O)H

Enthalpy derived from isodesmic reactions calculated by the B3LYP/6-31G(d,p) and G3 methods. Reported results were adjusted for enthalpy values of reference compounds in this Table.³

CH₂(OH)C(O)H, glycoaldehyde

Enthalpy derived from isodesmic reactions calculated by the B3LYP/6-31G(d,p) and G3 methods. Reported results were adjusted for enthalpy values of reference compounds in this Table.³

CH₂C(O)OH

Enthalpy based on CID studies of the acetate radical anion yielding D(H-CH₂COOH) = 95.3 ± 2.9 kcal mol⁻¹.¹³ Entropy based on vibrational frequencies calculated at the HF/6-31G(D) level.¹⁴ Isodesmic reactions at the G2(MP2) level give -243 kJ mol⁻¹.

CH₃C(O)O

Derived from a hybrid experimental/CBS-Q approach.⁷

CH₃C(O)OH, acetic acid

Enthalpy from Pedley⁸, entropy from Chao.¹

CH₂C(OH)₂, ethene, 1-diol

Enthalpy obtained from three isodesmic reactions at the G3MP2//B3LYP/6-31G(d) level of theory.¹⁰

CH₂(OH)CH₂OH, 1,2-ethanediol

Enthalpy from Pedley,⁸ entropy from Frenkel et al.⁴

C(OH)₂C(O)H, radical from ethanal, 2-diol

Calculated from two isodesmic reactions at the G3MP2//B3LYP/6-31G(d) level of theory.¹⁰

CH(OH)₂C(O)H, ethanal, 2-diol

Calculated from two isodesmic reactions at the G3MP2//B3LYP/6-31G(d) level of theory.¹⁰

C(O)HC(O)H, ethanedial (glyoxal)

From the review of Pedley.⁸

CH₂OOCH₃

Calculated using the complete basis set method, CBS-Q. Enthalpies calculated using the atomization energy method. Entropy based on geometric properties optimized at the MP2/6-

31G(d') level and vibrational frequencies at the HF/6-31G(d') level.¹² This radical is unstable towards decomposition.

CH₃OOCH₃

Enthalpy from updated JANAF Tables, based on calorimetric measurements.² Enthalpy calculated using the atomization energy method at the CBS-Q level gave $\Delta_f H_{298}^\circ = -29.17$ kcal mol⁻¹.¹² Entropy based on geometric properties optimized at the MP2/6-31G(d') level and vibrational frequencies at the HF/6-31G(d') level.¹²

- (1) Chao, J.; Zwolinski, B. J. Ideal gas thermodynamic properties of methanoic and ethanoic acids. *J. Phys. Chem. Ref. Data* **1978**, *7*, 363-377.
- (2) Dorofeeva, O.; Novikov, V. P.; Neumann, D. B. NIST-JANAF thermochemical tables. 1. Ten organic molecules related to atmospheric chemistry. *J. Phys. Chem. Ref. Data* **2001**, *30*, 475-513.
- (3) Espinosa-Garcia, J.; Dóbbé, S. Theoretical enthalpies of formation for atmospheric hydroxycarbonyls. *J. Mol. Struct. - Theochem* **2005**, *713*, 119-125, doi:10.1016/j.theochem.2004.11.002.
- (4) Frenkel, M.; Kabo, G. J.; Marsh, K. N.; Roganov, G. N.; Wilhoit, R. C. *Thermodynamics of Organic Compounds in the Gas State*; Thermodynamics Research Center: College Station, TX, 1994; Vol. I.
- (5) Knyazev, V. D.; Slagle, I. R. Thermochemistry of the R-O₂ bond in alkyl and chloroalkyl peroxy radicals. *J. Phys. Chem. A* **1998**, *102*, 1770-1778.
- (6) Lay, T. H.; Bozzelli, J. W. Enthalpies of formation and group additivity of alkyl peroxides and trioxides. *J. Phys. Chem. A* **1997**, *101*, 9505-9510.
- (7) Miller, C. E.; Lynton, J. I.; Keevil, D. M.; Francisco, J. S. Dissociation pathways of peroxyacetyl nitrate (PAN). *J. Phys. Chem. A* **1999**, *103*, 11451-11459.
- (8) Pedley, J. B. *Thermochemical Data and Structures of Organic Compounds*; Thermodynamics Data Center: College Station, TX, 1994.
- (9) Rodriguez, C. F.; Williams, I. H. Ring strain energy and enthalpy of formation of oxiranone: an ab initio theoretical determination. *J. Chem. Soc.-Perkin Trans. 2* **1997**, 953-957.
- (10) Sebban, N.; Bozzelli, J. W.; Bockhorn, H. Enthalpy of formation and bond energies on unsaturated oxygenated hydrocarbons using G3MP2B3 calculation methods. *Int. J. Chem. Kinet.* **2005**, *37*, 633-648, doi:10.1002/kin.20086.
- (11) Simmie, J. M.; Black, G.; Curran, H. J.; Hinde, J. P. Enthalpies of formation and bond dissociation energies of lower alkyl hydroperoxides and related hydroperoxy and alkoxy radicals. *J. Phys. Chem. A* **2008**, *112*, 5010-5016, doi:10.1021/jp711360z.
- (12) Sumathi, R.; Green, W. H. Oxygenate, oxyalkyl and alkoxy carbonyl thermochemistry and rates for hydrogen abstraction from oxygenates. *Phys. Chem. Chem. Phys.* **2003**, *5*, 3402-3417, doi:10.1039/b307050f.
- (13) Wenthold, P. G.; Squires, R. R. Gas-phase properties and reactivity of the acetate radical anion. Determination of the C-H bond strengths in acetic acid and acetate ion. *J. Am. Chem. Soc.* **1994**, *116*, 11890-11897.
- (14) Yu, D.; Rauk, A.; Armstrong, D. A. Radicals and ions of formic and acetic acids: An ab initio study of the structures and gas and solution phase thermochemistry. *J. Chem. Soc. Perkin Trans 2* **1994**, 2207-2215.

Note 14: Alkylcarbonate radicals

[Back to Table](#)

Alkylcarbonate radicals

Formation enthalpies for these short-lived radicals were studied by the CBS-Q method, with geometry optimization at the MP2/6-31G(d) level. Enthalpies from both atomization and bond-separation reactions were calculated. The differences were 4 kJ mol⁻¹ or less, so the values were averaged for inclusion in the Table. The decomposition of the radicals was investigated by charge-reversal and neutralization-reionization mass spectrometry. For these ROC(O)O radicals, hydrogen-atom migration was important for R = CH₃ and C₂H₅, whereas decarboxylation was more important for R = H, *i*-C₃H₇, and *t*-C₄H₉.¹

- (1) Soldi-Lose, H.; Schröder, D.; Schwarz, H. Gas-phase chemistry of alkylcarbonate anions and radicals. *Int. J. Mass Spec.* **2008**, *270*, 68-80, doi:10.1016/j.ijms.2007.12.007.

Note 15: *Compounds with two C and more than 2 O*

[Back to Table](#)

CH₃C(O)O₂

Derived from a hybrid experimental/CBS-Q approach.³

CH₂(OH)C(O)OH, glycolic acid

From the updated JANAF Tables, estimated based on additivity methods.²

CH₂(OH)OOCH₂OH, dioxybismethanol

Taken from the review of Pedley⁴

(HOCO)₂, oxalic acid

Updated JANAF Tables, based on the enthalpy of combustion of the solid and the enthalpy of vaporization.²

CH₃O₄CH₃, dimethyl tetroxide

Molecular geometry optimized at the B3LYP/cc-pVTZ+d level of theory. The enthalpy was determined using G3B3 and CBS-APNO methods with isodesmic reactions to minimize systematic errors. Several bond dissociation energies were also reported.¹

C(OH)₂C(O)H, radical from ethanal, 2-diol

Calculated from two isodesmic reactions at the G3MP2//B3LYP/6-31G(d) level of theory.⁵

CH(OH)₂C(O)H, ethanal, 2-diol

Calculated from two isodesmic reactions at the G3MP2//B3LYP/6-31G(d) level of theory.⁵

- (1) da Silva, G.; Bozzelli, J. W. Thermochemistry, bond energies, and internal rotor potentials of dimethyl tetraoxide. *J. Phys. Chem A* **2007**, *111*, 12026-12036, doi:10.1021/jp075144f.
- (2) Dorofeeva, O.; Novikov, V. P.; Neumann, D. B. NIST-JANAF thermochemical tables. 1. Ten organic molecules related to atmospheric chemistry. *J. Phys. Chem. Ref. Data* **2001**, *30*, 475-513.
- (3) Miller, C. E.; Lynton, J. I.; Keevil, D. M.; Francisco, J. S. Dissociation pathways of peroxyacetyl nitrate (PAN). *J. Phys. Chem. A* **1999**, *103*, 11451-11459.
- (4) Pedley, J. B. *Thermochemical Data and Structures of Organic Compounds*; Thermodynamics Data Center: College Station, TX, 1994.
- (5) Sebbar, N.; Bozzelli, J. W.; Bockhorn, H. Enthalpy of formation and bond energies on unsaturated oxygenated hydrocarbons using G3MP2B3 calculation methods. *Int. J. Chem. Kinet.* **2005**, *37*, 633-648, doi:10.1002/kin.20086.

Note 16: *Compounds with two C, one N, and 0-5 O*

[Back to Table](#)

C₂H₅NO₂ Calculated using G3, CBS-QB3, and CBS-APNO methods applied to atomization, isomerization, and work reactions. Value reported is $\Delta_f H_{298}^\circ = -25.06 \pm 0.07$ kcal mol⁻¹, which is adjusted using the reference enthalpy for *cis*-HONO from this Table.¹ A calculation of the atomization energy at the G3 level of theory leads to $\Delta_f H_{298}^\circ = -24.7$ kcal mol⁻¹. Calculations also carried out at the G2, G2M(CC5), B3LYP, MW1B95, and MPWB1K levels.⁴

C₂H₅ONO Calculated using G3, CBS-QB3, and CBS-APNO methods applied to atomization, isomerization, and work reactions. Value reported is $\Delta_f H_{298}^\circ = -23.58 \pm 0.12$ kcal mol⁻¹, which is adjusted using the reference enthalpy for *cis*-HONO from this Table.¹ A calculation of the atomization energy at the G3 level of theory leads to $\Delta_f H_{298}^\circ = -22.9$ kcal mol⁻¹. Calculations also carried out at the G2, G2M(CC5), B3LYP, MW1B95, and MPWB1K levels.⁴

C₂H₅O₂NO₂

Equilibrium structures optimized at the MP2 level with the 6-311G(d,p) basis set and enthalpy values calculated by both atomization energies and through use of isodesmic reactions at the G3, G3B3, and G4 methods.³

CH₃C(O)O₂NO₂

Derived from a hybrid experimental/CBS-Q approach.⁵

CH₃CHN(O)OH

Enthalpy value calculated from the atomization energy at the G3 level of theory. Calculations also carried out at the G2, G2M(CC5), B3LYP, MW1B95, and MPWB1K levels.⁴

C₂H₅NH₂, ethylamine

From the review of Pedley.⁶ Values of $\Delta_f H_{298}^\circ = -50.1 \pm 1.5$ kJ mol⁻¹ and $\Delta_f H_0^\circ = -28.6 \pm 1.5$ kJ mol⁻¹ have been derived from a threshold PEPICO study of alkyl amines and the use of two isodesmic reaction networks, connected through the TPEPICO dissociation energies, and with reaction heats calculated at the CBS-APNO and W1U levels of theory.²

CH₃NHCH₃, dimethylamine

From the review of Pedley.⁶

CH₃CONH₂, acetamide

From the review of Pedley.⁶

- (1) Asatryan, R.; Bozzelli, J. W.; Simmie, J. M. Thermochemistry of methyl and ethyl nitro, RNO₂, and nitrite, RONO, organic compounds. *J. Phys. Chem. A* **2008**, *112*, 3172-3185, doi:10.1021/jp710960u.
- (2) Bodi, A.; Kercher, J. P.; Bond, C.; Meteesatien, P.; Sztaray, B.; Baer, T. Photoion photoelectron coincidence spectroscopy of primary amines RCH₂NH₂ (R=H, CH₃, C₂H₅, C₃H₇, *i*-C₃H₇): Alkylamine and alkyl radical heats of formation by isodesmic reaction networks *J. Phys. Chem. A* **2006**, *110*, 13425-13433, doi:10.1021/jp064739s.
- (3) Buendía-Atencio, C.; Leyva, V.; González, L. Thermochemistry and UV spectroscopy of alkyl peroxy nitrates. *J. Phys. Chem. A* **2010**, *114*, 9537-9544, doi:10.1021/jp103854y.
- (4) Kiselev, V. G.; Gritsan, N. P. Theoretical study of the nitroalkane thermolysis. 1. Computation of the formation enthalpy of the nitroalkanes, their isomers and radical products. *J. Phys. Chem. A* **2008**, *112*, 4458-4464, doi:10.1021/jp077391p.
- (5) Miller, C. E.; Lynton, J. I.; Keevil, D. M.; Francisco, J. S. Dissociation pathways of peroxyacetyl nitrate (PAN). *J. Phys. Chem. A* **1999**, *103*, 11451-11459.
- (6) Pedley, J. B. *Thermochemical Data and Structures of Organic Compounds*; Thermodynamics Data Center: College Station, TX, 1994.

Note 17: C₃ hydrocarbons

[Back to Table](#)

C₃H₄, propadiene

Enthalpy from Pedley.⁴

C₃H₄, propyne

Enthalpy from Pedley.⁴

cy-C₃H₃, 3-cyclopropenyl radical

The 3-cyclopropenium cation was reacted with a series of reagents to establish the ionization energy of the radical as 6.00±0.17 eV or 578.9±16.4 kJ mol⁻¹.⁹ This, combined with the enthalpy of formation of the reaction of 1076.5±3.3 kJ mol⁻¹, leads to the reported value. High level G3 and W1 calculation lead to similar values.

cy-C₃H₄, cyclopropene

Enthalpy from Pedley.⁴

C₃H₅

From a second-law analysis of C₃H₅ + HBr ↔ C₃H₆ + Br.⁶ A calculation at the HEAT345-Q level of theory gives recommended values of $\Delta_f H_0^\circ = 180.3 \pm 1.8$ kJ mol⁻¹ and $\Delta_f H_{298}^\circ = 168.6 \pm 1.8$ kJ mol⁻¹.⁸ This enthalpy difference provides the 0 K value in the Table.

- C₃H₆** Enthalpy from Pedley⁴, entropy from Chao.³
- n*-C₃H₇** Enthalpy derived from a threshold PEPICO study of alkyl amines and the use of two isodesmic reaction networks, connected through the TPEPICO dissociation energies, and with reaction heats calculated at the CBS-APNO and WIU levels of theory.¹ Previous value of $\Delta_f H_{298}^\circ = 100 \pm 2$ kJ mol⁻¹ estimated by Tsang.¹⁰
- i*-C₃H₇** From a second-law analysis of iso-C₃H₇ + HBr \leftrightarrow iso-C₃H₈ + Br.⁷ An enthalpy of $\Delta_f H_{298}^\circ = 88.5 \pm 1.0$ kJ mol⁻¹ and $\Delta_f H_0^\circ = 106.2 \pm 1.0$ kJ mol⁻¹ has been derived from a threshold PEPICO study of alkyl amines and the use of two isodesmic reaction networks, connected through the TPEPICO dissociation energies, and with reaction heats calculated at the CBS-APNO and WIU levels of theory.¹
- C₃H₈** Enthalpy by combustion calorimetry.⁵ Entropy by ideal gas properties calculations.²
- (1) Bodi, A.; Kercher, J. P.; Bond, C.; Meteesatien, P.; Sztaray, B.; Baer, T. Photoion photoelectron coincidence spectroscopy of primary amines RCH₂NH₂ (R=H, CH₃, C₂H₅, C₃H₇, *i*-C₃H₇): Alkylamine and alkyl radical heats of formation by isodesmic reaction networks *J. Phys. Chem. A* **2006**, *110*, 13425-13433, doi:10.1021/jp064739s.
 - (2) Chao, J.; Wilhoit, R. C.; Zwolinski, B. J. Ideal gas thermodynamic properties of ethane and propane. *J. Phys. Chem. Ref. Data* **1973**, *2*, 427-437.
 - (3) Chao, J.; Zwolinski, B. J. Ideal gas thermodynamic properties of ethylene and propylene. *J. Phys. Chem. Ref. Data* **1975**, *4*, 251-261.
 - (4) Pedley, J. B. *Thermochemical Data and Structures of Organic Compounds*; Thermodynamics Data Center: College Station, TX, 1994.
 - (5) Pittam, D. A.; Pilcher, G. Measurements of heats of combustion by flame calorimetry. Part 8. Methane, ethane, propane, n-butane and 2-methylpropane. *J. Chem. Soc. Faraday Trans. 1* **1972**, *68*, 2224-2229.
 - (6) Seetula, J. A. Kinetics and thermochemistry of the C₃H₅ + HBr \rightleftharpoons C₃H₆ + Br equilibrium. *Phys. Chem. Chem. Phys.* **1999**, *1*, 4727-4731.
 - (7) Seetula, J. A.; Slagel, I. R. Kinetics and thermochemistry of the R + HBr \rightleftharpoons RH + Br (R = *n*-C₃H₇, iso-C₃H₇, iso-C₄H₉, sec-C₄H₉, or tert-C₄H₉) equilibrium. *J. Chem. Soc. Faraday Trans.* **1997**, *93*, 1709-1719.
 - (8) Tabor, D. P.; Harding, M. E.; Ichino, T.; Stanton, J. F. High-accuracy extrapolated ab initio thermochemistry of the vinyl, allyl, and vinoxy radicals. *J. Phys. Chem. A* **2012**, *116*, 7668-7676, doi:10.1021/jp302527n.
 - (9) Tian, Z.; Lis, L.; Kass, S. R. Carbon-hydrogen bond dissociation energies: The curious case of cyclopropene. *J. Org. Chem.* **2013**, *78*, 12650-12653, doi:10.1021/jo402263v.
 - (10) Tsang, W. Heats of formation of organic free radicals by kinetic methods. In *Energetics of Free Radicals*; Simoes, J. A. M., Greenberg, A., Liebman, J. F., Eds.; Blackie Academic & Professional: London, 1996; pp 22-58.

Note 18: *Compounds containing 3 C 1-8 H, and 1 O*

[Back to Table](#)

1 and 2-C₃H₇OH

From review of Pedely et al.¹⁰

C₂H₅CO CBS-4 and G2(MP2,SVP) methods used to obtain thermodynamic properties. Value listed is recommendation based on theoretical and experimental results. Entropy at the G2(MP2(full))/MP2(full)/6-31G(d) level treating internal rotations as harmonic oscillators.¹⁴

C₂H₅C(O)H

Enthalpy from Pedley,¹⁰ entropy from Frenkel et al.⁵

CH₂CHOCH₃ and C₃H₅O

Methyl vinyl ether and corresponding radicals. Molecular geometry optimized at the B3LYP/6-31G(d,p) level of theory. The enthalpy was determined using CBS-Q, CBS-APNO,

and G3 methods with isodesmic reactions to minimize systematic errors. Entropies calculated by using the SMCPS program.²

CH₃C(O)CH₂

Enthalpy value an average of the a value obtained from the gas-phase basicity and proton affinity determined by a kinetic method (-34.6 ± 8.4 kJ mol⁻¹) and a reexamination of the results of Holmes et al.⁷ on the dissociation of 2-propenyl acetate and acetylacetone after electron ionization (-33.1 and -30.3 kJ mol⁻¹).¹ This value is supported by several computational studies.^{3,6,8} The previous recommendation, -28.1 ± 3.1 kJ mol⁻¹, was derived from forward and reverse rate constants for the reaction $\text{CH}_3\text{C}(\text{O})\text{CH}_2 + \text{HBr} \leftrightarrow \text{CH}_3\text{C}(\text{O})\text{CH}_3 + \text{Br}$.⁴ The reverse rate constant requires an extrapolation from high temperature for the reference reaction. An earlier photobromination determination of the reverse reaction results in an enthalpy value of -24.3 ± 5.8 kJ mol⁻¹.⁹ Density functional and ab initio calculations at the CBS-QB3 level of theory, using a series of isodesmic reactions, led to $\Delta_f H_{298}^\circ = -24.3 \pm 5.8$ kJ mol⁻¹.³ The entropy value is from G3MP2B3 calculation.⁸

CH₃C(O)CH₃

Enthalpy from review of Pedley;¹⁰ entropy value from Frenkel.⁵

CH₃CHOCH₃ and CH₃CH₂OCH₂

Calculated using the complete basis set method, CBS-Q. Enthalpies calculated using the atomization energy method. Entropy based on geometric properties optimized at the MP2/6-31G(d') level and vibrational frequencies at the HF/6-31G(d') level.¹³

CH₃CH₂OCH₃, methoxyethane (methyl ethyl ether)

Enthalpy from Pedley et al.¹⁰ Enthalpy calculated using the atomization energy method at the CBS-Q level gave -52.20 kcal mol⁻¹.¹³ Entropy based on geometric properties optimized at the MP2/6-31G(d') level and vibrational frequencies at the HF/6-31G(d') level.¹³

CH₂CC(O)H, radical from propenal

Enthalpy obtained from four isodesmic reactions at the G3MP2//B3LYP/6-31G(d) level of theory.¹¹

CH₂CHCO, radical from propenal

CBS-4 and G2(MP2,SVP) methods used to obtain thermodynamic properties. Value listed is recommendation based on theoretical and experimental results. Entropy at the G2(MP2(full)//MP2(full)/6-31G(d) level treating internal rotations as harmonic oscillators.¹⁴

CH₃CHCO, methyl ketene

Reaction enthalpies for two isodesmic reactions were calculated at the CBS-QB3, CBS-APNO, and G3 levels.¹² Preferred values for the reference compounds from this Table were employed.

CH₂CHC(O)H, propenal

Enthalpy obtained from two isodesmic reactions at the G3MP2//B3LYP/6-31G(d) level of theory.¹¹

- (1) Bouchoux, G.; Chamot-Rooke, J.; Leblanc, D.; Mourgues, P.; Sablier, M. Proton affinity and heat of formation of vinyloxy [CH₂CHO]. and acetylonyl [CH₂COCH₃]. radicals. *ChemPhysChem* **2001**, *2*, 235-241.
- (2) da Silva, G.; Kim, C. H.; Bozzelli, J. W. Thermodynamic properties (enthalpy, bond energy, entropy, and heat capacity) and internal rotor potentials of vinyl alcohol, methyl vinyl ether, and their corresponding radicals. *J. Phys. Chem. A* **2006**, *110*, 7925-7934, doi:10.1021/jp0602878.
- (3) El-Nahas, A. M.; Bozzelli, J. W.; Simmie, J. M.; Navarro, M. V.; Black, G.; Curran, H. J. Thermochemistry of acetylonyl and related radicals. *J. Phys. Chem. A* **2006**, *110*, 13618-13623, doi:10.1021/jp065003y.
- (4) Farkas, E.; Kovács, G.; Szilágyi, I.; Dóbbé, S.; Bérces, T.; Márta, F. Rate constant for the reaction of CH₃C(O)CH₂ radical with HBr and its thermochemical implication. *Int. J. Chem. Kinet.* **2006**, *38*, 32-37, doi:10.1002/kin.20135.

- (5) Frenkel, M.; Kabo, G. J.; Marsh, K. N.; Roganov, G. N.; Wilhoit, R. C. *Thermodynamics of Organic Compounds in the Gas State*; Thermodynamics Research Center: College Station, TX, 1994; Vol. I.
- (6) Hassouna, M.; Delbos, E.; Devolder, P.; Viskolcz, B.; Fittschen, C. Rate and equilibrium constant of the reaction of 1-methylvinoxy radicals with O₂: CH₃COCH₂ + O₂ ⇌ CH₃COCH₂O₂. *J. Phys. Chem. A* **2006**, *110*, 6667-6672, doi:10.1021/jp0558270.
- (7) Holmes, J. L.; Lossing, F. P.; Terlouw, J. K. Heats of formation and homolytic bond dissociation energies in the keto-enol tautomers C₂H₄O, C₃H₆O. *J. Am. Chem. Soc.* **1986**, *108*, 1086-1087.
- (8) Janoschek, R.; Rossi, M. J. Thermochemical properties from G3MP2B3 calculations, set 2: Free radicals with special consideration of CH₂=CH-C[•]=CH₂, cyclo-[•]C₅H₅, [•]CH₂OOH, HO-[•]CO, and HC(O)O[•]. *Int. J. Chem. Kinet.* **2004**, *36*, 661-686, doi:10.1002/kin.20035.
- (9) King, K. D.; Golden, D. M.; Benson, S. W. Kinetics of the gas-phase thermal bromination of acetone. Heat of formation and stabilization energy of the acetonyl radical. *J. Am. Chem. Soc.* **1970**, *92*, 5541-5546.
- (10) Pedley, J. B. *Thermochemical Data and Structures of Organic Compounds*; Thermodynamics Data Center: College Station, TX, 1994.
- (11) Sebbar, N.; Bozzelli, J. W.; Bockhorn, H. Enthalpy of formation and bond energies on unsaturated oxygenated hydrocarbons using G3MP2B3 calculation methods. *Int. J. Chem. Kinet.* **2005**, *37*, 633-648, doi:10.1002/kin.20086.
- (12) Simmie, J. M.; Metcalfe, W. K.; Curran, H. J. Ketene thermochemistry. *ChemPhysChem* **2005**, *9*, 700-702, doi:10.1002/cphc.200800003.
- (13) Sumathi, R.; Green, W. H. Oxygenate, oxyalkyl and alkoxy carbonyl thermochemistry and rates for hydrogen abstraction from oxygenates. *Phys. Chem. Chem. Phys.* **2003**, *5*, 3402-3417, doi:10.1039/b307050f.
- (14) Viskolcz, B.; Berces, T. Enthalpy of formation of selected carbonyl radicals from theory and comparison with experiment. *Phys. Chem. Chem. Phys.* **2000**, *2*, 5430-5436, doi:10.1039/b004548i.

Note 19: *Compounds containing 3 C 1-8 H, and 2 O*

[Back to Table](#)

C₃H₅O₂ Equilibrium constants for the reaction C₃H₅ + O₂ ⇌ C₃H₅O₂ were determined over the temperature range 320–420 K and fit to a van't Hoff plot. Combining the results with previous results led to Δ_rH₂₉₈^o = -75.6 ± 2.3 kJ mol⁻¹ and Δ_rS = -129.9 ± 3.1 J K⁻¹mol⁻¹.⁵

CH₂CHOOCH₃

Thermodynamic parameters were determined at the B3LYP/6-311G(d,p) level of theory, with the enthalpy the average of 4-6 isodesmic reactions. The standard deviation of the enthalpy from the average of the isodesmic reactions was ±2.8 kJ mol⁻¹, but the estimated error limits for the individual isodesmic reactions, which take into account the uncertainty in each reactant and an estimated uncertainty due to thermal energy of 0.46 kJ mol⁻¹, ranged from ±6.7 to 14 kJ mol⁻¹.⁶

CH₃CH(OH)CH₂OH, 1,2-propanediol

From review of Pedley et al.⁴

C₃H₅OOH Enthalpy based on calculations made using the CBS-QB3 and CBS-APNO model chemistries on two isodesmic reactions.⁸

CH₂OC(O)CH₃ and CH₃OC(O)CH₃

Calculated using the complete basis set method, CBS-Q. Enthalpies calculated using the atomization energy method. Entropy based on geometric properties optimized at the MP2/6-31G(d⁺) level and vibrational frequencies at the HF/6-31G(d⁺) level.⁹

CH₃OCH₂OCH₃, dimethoxymethane

From the review of Pedley et al.⁴

CH₃CH₂OC(O), CH₃CHOC(O)H, CH₃CH₂OC(O)H

Calculated using the complete basis set method, CBS-Q. Enthalpies calculated using the atomization energy method. Entropy based on geometric properties optimized at the MP2/6-31G(d') level and vibrational frequencies at the HF/6-31G(d') level.⁹

CH₂(OH)C(O)CH₃, hydroxyacetone

Enthalpy derived from isodesmic reactions calculated by the B3LYP/6-31G(d,p) and G3 methods. Reported results were adjusted for enthalpy values of reference compounds in this Table.¹

CH₃CHOOCH₃

Calculated using the complete basis set method, CBS-Q. Enthalpies calculated using the atomization energy method. Entropy based on geometric properties optimized at the MP2/6-31G(d') level and vibrational frequencies at the HF/6-31G(d') level.⁹ This radical is unstable towards dissociation

CH₃CH₂OOCH₃

Calculated using the complete basis set method, CBS-Q. Enthalpies calculated using the atomization energy method. Entropy based on geometric properties optimized at the MP2/6-31G(d') level and vibrational frequencies at the HF/6-31G(d') level.⁹

(CH₃)₂CHOO

Based on a re-analysis of previous equilibrium data on $R + O_2 \leftrightarrow RO_2$ from the same laboratory.²

(CH₃)₂COOH

Calculated using the complete basis set method, CBS-Q. Enthalpies calculated using the atomization energy method. Entropy based on geometric properties optimized at the MP2/6-31G(d') level and vibrational frequencies at the HF/6-31G(d') level.⁹

(CH₃)₂CHOOH

Reaction enthalpy for the reaction $(CH_3)_2CHOO + CH_3OOH \rightarrow (CH_3)_2CHOOH + CH_3OO$ calculated to be 0.6 kcal mol⁻¹ using the QCISD(T)/6-31G**//MP2/6-31G* method.³ Enthalpy calculated using the atomization energy method at the CBS-Q level gave -48.1 kcal mol⁻¹.⁹ Entropy based on geometric properties optimized at the MP2/6-31G(d') level and vibrational frequencies at the HF/6-31G(d') level.⁹

CH₃C(OH)₂C(O)OH

Enthalpy obtained from three isodesmic reactions at the G3MP2//B3LYP/6-31G(d) level of theory.⁷

CH₂(OH)CH(OH)CH₂OH, 1,2,3-propanetriol

Taken from the review of Pedley et al.⁴

CH₂CHOOCH₃

Thermodynamic parameters were determined at the B3LYP/6-311G(d,p) level of theory, with the enthalpy the average of 4-6 isodesmic reactions. The standard deviation of the enthalpy from the average of the isodesmic reactions was ± 2.8 kJ mol⁻¹, but the estimated error limits for the individual isodesmic reactions, which take into account the uncertainty in each reactant and an estimated uncertainty due to thermal energy of 0.46 kJ mol⁻¹, ranged from ± 6.7 to 14 kJ mol⁻¹.⁶

- (1) Espinosa-Garcia, J.; Dóbé, S. Theoretical enthalpies of formation for atmospheric hydroxycarbonyls. *J. Mol. Struct. - Theochem* **2005**, *713*, 119-125, doi:10.1016/j.theochem.2004.11.002.
- (2) Knyazev, V. D.; Slagle, I. R. Thermochemistry of the R-O₂ bond in alkyl and chloroalkyl peroxy radicals. *J. Phys. Chem. A* **1998**, *102*, 1770-1778.
- (3) Lay, T. H.; Bozzelli, J. W. Enthalpies of formation and group additivity of alkyl peroxides and trioxides. *J. Phys. Chem. A* **1997**, *101*, 9505-9510.
- (4) Pedley, J. B. *Thermochemical Data and Structures of Organic Compounds*; Thermodynamics Data Center: College Station, TX, 1994.

- (5) Rissanen, M. P.; Amedro, D.; Eskola, A. J.; Kurten, T.; Timonen, R. S. Kinetic ($T = 201\text{--}298$ K) and equilibrium ($T = 320\text{--}420$ K) measurements of the $\text{C}_3\text{H}_5 + \text{O}_2 \rightleftharpoons \text{C}_3\text{H}_5\text{O}_2$ reaction. *J. Phys. Chem. A* **2012**, *116*, 3969-3978, doi:10.1021/jp209977h.
- (6) Sebbar, N.; Bozzelli, J. W.; Bockhorn, H. Thermochemical properties, rotation barriers, bond energies, and group additivity for vinyl, phenyl, ethynyl, and allyl peroxides *J. Phys. Chem. A* **2004**, *2004*, 8353-8366, doi:10.1021/jp031067m.
- (7) Sebbar, N.; Bozzelli, J. W.; Bockhorn, H. Enthalpy of formation and bond energies on unsaturated oxygenated hydrocarbons using G3MP2B3 calculation methods. *Int. J. Chem. Kinet.* **2005**, *37*, 633-648, doi:10.1002/kin.20086.
- (8) Simmie, J. M.; Black, G.; Curran, H. J.; Hinde, J. P. Enthalpies of formation and bond dissociation energies of lower alkyl hydroperoxides and related hydroperoxy and alkoxy radicals. *J. Phys. Chem. A* **2008**, *112*, 5010-5016, doi:10.1021/jp711360z.
- (9) Sumathi, R.; Green, W. H. Oxygenate, oxyalkyl and alkoxy carbonyl thermochemistry and rates for hydrogen abstraction from oxygenates. *Phys. Chem. Chem. Phys.* **2003**, *5*, 3402-3417, doi:10.1039/b307050f.

Note 20: *Compounds containing 3 C, H, N, and O*

[Back to Table](#)

C₃H₇NH₂ Enthalpy derived from a threshold PEPICO study of alkyl amines and the use of two isodesmic reaction networks, connected through the TPEPICO dissociation energies, and with reaction heats calculated at the CBS-APNO and W1U levels of theory.²

(CH₃)₃N, trimethylamine

From the review of Pedley et al.⁵

(CH₃)₃NO, trimethylene-N-oxide

Enthalpy from heat of combustion of solid and estimated sublimation enthalpy.¹

C₃H₇O₂NO₂

Equilibrium structures optimized at the MP2 level with the 6-311G(d,p) basis set and enthalpy values calculated by both atomization energies and through use of isodesmic reactions at the G3, G3B3, and G4 methods.³

NCC(O)CN, oxopropanedinitrile

From the updated JANAF Tables, based on calorimetric measurements.⁴

- (1) Acree, W. E.; Pilcher, G.; da Silva, M. The dissociation enthalpies of terminal (N-O) bonds in organic compounds. *J. Phys. Chem. Ref. Data* **2005**, *34*, 553-572, doi:10.1063/1.1851531.
- (2) Bodi, A.; Kercher, J. P.; Bond, C.; Meteasatien, P.; Sztaray, B.; Baer, T. Photoion photoelectron coincidence spectroscopy of primary amines RCH_2NH_2 ($\text{R}=\text{H}, \text{CH}_3, \text{C}_2\text{H}_5, \text{C}_3\text{H}_7, i\text{-C}_3\text{H}_7$): Alkylamine and alkyl radical heats of formation by isodesmic reaction networks *J. Phys. Chem. A* **2006**, *110*, 13425-13433, doi:10.1021/jp064739s.
- (3) Buendía-Atencio, C.; Leyva, V.; González, L. Thermochemistry and UV spectroscopy of alkyl peroxy nitrates. *J. Phys. Chem. A* **2010**, *114*, 9537-9544, doi:10.1021/jp103854y.
- (4) Dorofeeva, O.; Novikov, V. P.; Neumann, D. B. NIST-JANAF thermochemical tables. 1. Ten organic molecules related to atmospheric chemistry. *J. Phys. Chem. Ref. Data* **2001**, *30*, 475-513.
- (5) Pedley, J. B. *Thermochemical Data and Structures of Organic Compounds*; Thermodynamics Data Center: College Station, TX, 1994.

Note 21: *Compounds containing 4 C, H, and O*

[Back to Table](#)

n-C₄H₁₀ Enthalpy by combustion calorimetry.⁷ Entropy by ideal gas properties calculations.⁴

(CH₃)₂CCO, dimethyl ketene

Reaction enthalpies for three isodesmic reactions were calculated at the CBS-QB3, CBS-APNO, and G3 levels.⁹ The preferred value for ketene from this Table was employed.

(CH₃)₃CO, tert-Butoxyl

Earlier photoacoustic calorimetry results were combined with redetermined values of the enthalpy of formation and vaporization of di-1,1-dimethylethyl peroxide (using combustion calorimetry, ebulliometry, and heat capacity measurements) to derive this improved enthalpy of formation.²

(CH₃)₃COO

Based on a re-analysis of previous equilibrium data on $R + O_2 \leftrightarrow RO_2$ from the same laboratory.⁵

(CH₃)₃COOH

Enthalpy based on the gas-phase acidity and electron affinity from a negative ion photoelectron spectral study, leading to a BDE(O-H) of 85 ± 2 kcal mol⁻¹ (83 ± 2 kcal mol⁻¹ at 0 K).¹ Reaction enthalpy for the reaction $(CH_3)_3COO + CH_3OOH \rightarrow (CH_3)_3COOH + CH_3OO$ was calculated to be 1.3 kcal mol⁻¹ using the QCISD(T)/6-31G**//MP2/6-31G* method, leading to $\Delta_f H_{298}^\circ = -56.8$ kcal mol⁻¹.⁶

(CH₃COO)₂, diacetyl peroxide

From updated JANAF Tables, based on a calorimetric measurement on the liquid and an assumed enthalpy of vaporization.³

***trans*-CH₃CHCHOCH₃**

Thermodynamic parameters were determined at the B3LYP/6-311G(d,p) level of theory, with the enthalpy the average of 4-6 isodesmic reactions. The standard deviation of the enthalpy from the average of the isodesmic reactions was ± 2.8 kJ mol⁻¹, but the estimated error limits for the individual isodesmic reactions, which take into account the uncertainty in each reactant and an estimated uncertainty due to thermal energy of 0.46 kJ mol⁻¹, ranged from ± 4.2 to 10.3 kJ mol⁻¹.⁸

***cis*-CH₃CHCHOCH₃**

Thermodynamic parameters were determined at the B3LYP/6-311G(d,p) level of theory, with the enthalpy the average of 4-6 isodesmic reactions. The standard deviation of the enthalpy from the average of the isodesmic reactions was ± 2.0 kJ mol⁻¹, but the estimated error limits for the individual isodesmic reactions, which take into account the uncertainty in each reactant and an estimated uncertainty due to thermal energy of 0.46 kJ mol⁻¹, ranged from ± 4.0 to 8.0 kJ mol⁻¹.⁸

CH₂C(CH₃)OOCH₃

Thermodynamic parameters were determined at the B3LYP/6-311G(d,p) level of theory, with the enthalpy the average of 4-6 isodesmic reactions. The standard deviation of the enthalpy from the average of the isodesmic reactions was ± 1.8 kJ mol⁻¹, but the estimated error limits for the individual isodesmic reactions, which take into account the uncertainty in each reactant and an estimated uncertainty due to thermal energy of 0.46 kJ mol⁻¹, ranged from ± 3.8 to 7.8 kJ mol⁻¹.⁸

CH₂CHCH₂OOCH₃

Thermodynamic parameters were determined at the B3LYP/6-311G(d,p) level of theory, with the enthalpy the average of 4-6 isodesmic reactions. The standard deviation of the enthalpy from the average of the isodesmic reactions was ± 1.1 kJ mol⁻¹, but the estimated error limits for the individual isodesmic reactions, which take into account the uncertainty in each reactant and an estimated uncertainty due to thermal energy of 0.46 kJ mol⁻¹, ranged from ± 3.2 to 7.4 kJ mol⁻¹.⁸

- (1) Clifford, E. P.; Wenthold, P. G.; Gareyev, R.; Lineberger, W. C.; DePuy, C. H.; Bierbaum, V. M.; Ellison, G. B. Photoelectron spectroscopy, gas phase acidity, and thermochemistry of tert-butyl hydroperoxide: Mechanism for the rearrangement of peroxy radicals. *J. Chem. Phys.* **1998**, *109*, 10293-10310, doi:10.1063/1.477725.
- (2) Diogo, H. P.; Minas de Piedada, M. E.; Simões, J. A. M.; Nagano, Y. Standard enthalpy of formation and enthalpy of vaporization of di-1,1-dimethylethyl peroxide: Re-evaluation of the standard enthalpy of formation of the di-1,1-dimethylethoxy radical *J. Chem. Thermo.* **1995**, *27*, 597-604.

- (3) Dorofeeva, O.; Novikov, V. P.; Neumann, D. B. NIST-JANAF thermochemical tables. 1. Ten organic molecules related to atmospheric chemistry. *J. Phys. Chem. Ref. Data* **2001**, *30*, 475-513.
- (4) Frenkel, M.; Kabo, G. J.; Marsh, K. N.; Roganov, G. N.; Wilhoit, R. C. *Thermodynamics of Organic Compounds in the Gas State*; Thermodynamics Research Center: College Station, TX, 1994; Vol. I.
- (5) Knyazev, V. D.; Slagle, I. R. Thermochemistry of the R-O₂ bond in alkyl and chloroalkyl peroxy radicals. *J. Phys. Chem. A* **1998**, *102*, 1770-1778.
- (6) Lay, T. H.; Bozzelli, J. W. Enthalpies of formation and group additivity of alkyl peroxides and trioxides. *J. Phys. Chem. A* **1997**, *101*, 9505-9510.
- (7) Pittam, D. A.; Pilcher, G. Measurements of heats of combustion by flame calorimetry. Part 8. Methane, ethane, propane, n-butane and 2-methylpropane. *J. Chem. Soc. Faraday Trans. 1* **1972**, *68*, 2224-2229.
- (8) Sebbar, N.; Bozzelli, J. W.; Bockhorn, H. Thermochemical properties, rotation barriers, bond energies, and group additivity for vinyl, phenyl, ethynyl, and allyl peroxides *J. Phys. Chem. A* **2004**, *2004*, 8353-8366, doi:10.1021/jp031067m.
- (9) Simmie, J. M.; Metcalfe, W. K.; Curran, H. J. Ketene thermochemistry. *ChemPhysChem* **2005**, *9*, 700-702, doi:10.1002/cphc.200800003.

Note 22: *Inorganic compounds containing F*

[Back to Table](#)

- F** Enthalpy value is from the optimization in the Active Thermochemical Tables (ATcT).¹⁶ CODATA Key Value⁴ of $\Delta_f H_{298}^\circ = 79.38 \pm 0.30 \text{ kJ mol}^{-1}$ was used in previous evaluation. Entropy value is from CODATA.
- F₂** CODATA Key Value.⁴
- HF** CODATA Key Value.⁴ The active thermochemical tables optimization gives an enthalpy value of $-272.775 \pm 0.24 \text{ kJ mol}^{-1}$.¹⁷ The most recent NIST-JANAF review gives an enthalpy of $-273.3000 \pm 0.70 \text{ kJ mol}^{-1}$ and an entropy of $173.778 \pm 0.005 \text{ J K}^{-1} \text{ mol}^{-1}$.¹⁸ A network optimization of *ab initio* reaction enthalpies results in a value of $\Delta_f H_0^\circ = -272.82 \pm 0.35 \text{ kJ mol}^{-1}$.⁵ The uncertainty corresponds to the 95% confidence limit. The reference atomic values were taken from the Active Thermochemical Tables, ver. 1.20.
- HOF** Enthalpy value at 0 K from a re-evaluation of the photoionization studies, along with the newer enthalpy for OH and a more recent ionization energy for OH.¹⁵ Previous values of $\Delta_f H_{298}^\circ = -98.3 \pm 4.2 \text{ kJ mol}^{-1}$ and $\Delta_f H_0^\circ = -95.4 \pm 4.2 \text{ kJ mol}^{-1}$ from JANAF review from 1972.³ A calculation of the isodesmic reaction $\text{HOF} + \text{OH} \rightarrow \text{FO} + \text{H}_2\text{O}$ at the W4.2 level of theory leads to $\Delta_f H_{298}^\circ = -87.2 \pm 0.6 \text{ kJ mol}^{-1}$ and $\Delta_f H_0^\circ = -84.3 \pm 0.6 \text{ kJ mol}^{-1}$, in good agreement.¹³
- FO** Atomization energy was calculated using the Wn family of computational methods. Small increases in the atomization energy were found going from W2.2 to W4.4. These results led to $\Delta_f H_{298}^\circ = 110.58 \pm 0.46 \text{ kJ mol}^{-1}$ and $\Delta_f H_0^\circ = 109.96 \pm 0.46 \text{ kJ mol}^{-1}$.¹³ Atomization energy calculated at the CCSD(T)(FC) level through aug-cc-PV7Z basis sets led to $\Delta_f H_{298}^\circ = 110.88 \pm 0.84 \text{ kJ mol}^{-1}$ and $\Delta_f H_0^\circ = 110.04 \pm 0.84 \text{ kJ mol}^{-1}$.⁹ These were averaged to give the Table values. The previous table values of $\Delta_f H_{298}^\circ = 109 \pm 10 \text{ kJ mol}^{-1}$ and $\Delta_f H_0^\circ = 108 \pm 10 \text{ kJ mol}^{-1}$ were from the NIST-JANAF thermochemical tables for the oxygen fluorides² and were based on mass spectrometric and thermal decomposition studies of FOF. The atomization energy calculated with CCSD(T) using aug-cc-pVnZ (n=D-6) basis sets, approaching the complete basis set limit, resulted in $\Delta_f H_{298}^\circ = 27.9 \pm 0.4 \text{ kcal mol}^{-1}$ and $\Delta_f H_0^\circ = 27.6 \pm 0.4 \text{ kcal mol}^{-1}$.⁷ The entropy value is from JANAF.²
- FOF** NIST-JANAF thermochemical tables for the oxygen fluorides.² Enthalpy based on a series of calorimetric studies. Atomization energy calculated at the CCSD(T)(FC) level through aug-cc-PV7Z basis sets led to $\Delta_f H_{298}^\circ = 24.7 \pm 1.3 \text{ kJ mol}^{-1}$ and $\Delta_f H_0^\circ = 26.8 \pm 1.3 \text{ kJ mol}^{-1}$.⁹ The atomization energy calculated with CCSD(T) using aug-cc-pVnZ (n=D-6) basis sets, approaching the complete basis set limit, resulted in $\Delta_f H_{298}^\circ = 6.6 \pm 0.5 \text{ kcal mol}^{-1}$ and $\Delta_f H_0^\circ =$

$7.1 \pm 0.5 \text{ kcal mol}^{-1}$.⁷ An extrapolation of a CCSD(T) calculation with aug-cc-pVTZ and aug-cc-pVQZ basis sets lead to $\Delta_f H_{298}^\circ = 24.4 \pm 4 \text{ kJ mol}^{-1}$.¹²

OFO Atomization energy calculated at the CCSD(T)(FC) level through aug-cc-PV7Z basis sets led to the listed enthalpy.⁹ The previous Table values of $\Delta_f H_{298}^\circ = 380 \pm 20 \text{ kJ mol}^{-1}$ and $\Delta_f H_0^\circ = 381 \pm 20 \text{ kJ mol}^{-1}$ were from the NIST-JANAF thermochemical tables for the oxygen fluorides and was based on a calculated value of enthalpy difference between OFO and FOO at 0 K of 356 kJ mol^{-1} .² The entropy value is also from the JANAF Table and is based on the earlier computational results.

FOO From an analysis of studies of the equilibrium $\text{F} + \text{O}_2 \leftrightarrow \text{FOO}$ (Table 3-1, Note 10). NIST-JANAF thermochemical tables for the oxygen fluorides, based on several experimental values, primarily from kinetic studies recommends $\Delta_f H_{298}^\circ = 25.4 \pm 2 \text{ kJ mol}^{-1}$ and $\Delta_f H_0^\circ = 27.2 \pm 2 \text{ kJ mol}^{-1}$.² This is also the source of the entropy value. A determination of the atomization energy gave $\Delta_f H_{298}^\circ = 5.8 \pm 0.3 \text{ kcal mol}^{-1}$,⁸ whereas a UCCSDT calculation led to $\Delta_f H_{298}^\circ = 6.5 \pm 1 \text{ kcal mol}^{-1}$.⁶ Atomization energy was calculated using the Wn family of computational methods. Significant increases in the atomization energy were found going from W2.2 to W4.4. These results led to $\Delta_f H_{298}^\circ = 24.6 \pm 0.7 \text{ kJ mol}^{-1}$ and $\Delta_f H_0^\circ = 26.4 \pm 0.7 \text{ kJ mol}^{-1}$.¹³ Atomization energy calculated at the CCSD(T)(FC) level through aug-cc-PV7Z basis sets led to $\Delta_f H_{298}^\circ = 26.8 \pm 2.9 \text{ kJ mol}^{-1}$ and $\Delta_f H_0^\circ = 28.9 \pm 2.9 \text{ kJ mol}^{-1}$.⁹

HOOF Atomization energy calculated by the CCSD(T) extrapolated to the CBS limit, with geometry optimized through the CCSD(T)/aV(T+d)Z level.¹⁰

FOOF NIST-JANAF thermochemical tables for the oxygen fluorides.² Value adopted for enthalpy is that recommended by Lyman¹⁴ based on a calorimetric measurement on the decomposition into O_2 and F_2 . The atomization energy calculated with CCSD(T) using aug-cc-pVnZ (n=D-6) basis sets, approaching the complete basis set limit, resulted in $\Delta_f H_{298}^\circ = 40.2 \pm 3.8 \text{ kJ mol}^{-1}$ and $\Delta_f H_0^\circ = 43.9 \pm 3.8 \text{ kJ mol}^{-1}$.⁷ Atomization energy was calculated using the Wn family of computational methods. Significant increases in the atomization energy were found going from W2.2 to W4.4. These results led to $\Delta_f H_{298}^\circ = 32.8 \pm 0.75 \text{ kJ mol}^{-1}$ and $\Delta_f H_0^\circ = 37.24 \pm 0.75 \text{ kJ mol}^{-1}$.¹³ Atomization energy calculated at the CCSD(T)(FC) level through aug-cc-PV7Z basis sets led to $\Delta_f H_{298}^\circ = 26.8 \pm 2.9 \text{ kJ mol}^{-1}$ and $\Delta_f H_0^\circ = 31.0 \pm 2.9 \text{ kJ mol}^{-1}$.⁹ An extrapolation of a CCSD(T) calculation with aug-cc-pVTZ and aug-cc-pVQZ basis sets lead to $\Delta_f H_{298}^\circ = 34.8 \pm 4 \text{ kJ mol}^{-1}$.¹²

FOOOF, for the C₂ conformer

Based on an extrapolation of a CCSD(T) calculation with aug-cc-pVTZ and aug-cc-pVQZ basis sets. For the C_s conformer, $\Delta_f H_{298}^\circ = 111.3 \pm 4 \text{ kJ mol}^{-1}$ and $S = 204.3 \text{ J K}^{-1} \text{ mol}^{-1}$.¹²

FNO The equilibrium geometry was calculated at the CCSD(T)/cc-pVQZ level of theory, while the energy was calculated by summing various contributions calculated at the CCSC(T) level with the use of various basis sets.²⁰ The previous value, $\Delta_f H_{298}^\circ = -65.7 \text{ kJ mol}^{-1}$, was taken from review of Stull, et al.¹⁹ The JANAF Tables give $\Delta_f H_0^\circ = -63.3 \text{ kJ mol}^{-1}$, $\Delta_f H_{298}^\circ = -65.7 \text{ kJ mol}^{-1}$, and $S^\circ = 248.082 \text{ J mol}^{-1} \text{ K}^{-1}$.³

cis, trans-FONO

The equilibrium geometry was calculated at the CCSD(T)/cc-pVQZ level of theory, while the energy was calculated by summing various contributions calculated at the CCSC(T) level with the use of various basis sets.²⁰ The previous value, $\Delta_f H_{298}^\circ = 67 \text{ kJ mol}^{-1}$, was estimated.¹

FNO₂ The equilibrium geometry was calculated at the CCSD(T)/cc-pVQZ level of theory, while the energy was calculated by summing various contributions calculated at the CCSC(T) level with the use of various basis sets.²⁰ The previous value, $\Delta_f H_{298}^\circ = -79 \text{ kJ mol}^{-1}$, was taken from review of Stull et al.¹⁹

- FONO₂** The equilibrium geometry was calculated at the CCSD(T)/cc-pVQZ level of theory, while the energy was calculated by summing various contributions calculated at the CCSC(T) level with the use of various basis sets.²⁰ The previous value, $\Delta_f H_{298}^\circ = 15 \pm 3$ kJ mol⁻¹, was taken from review of Gurvich et al.¹¹ The JANAF estimate from 1963 gave an enthalpy of 10 ± 2 kJ mol⁻¹.³
- NF₂** Enthalpy value from a reanalysis of the data used by JANAF, combined with the newer enthalpy value for NF₃.²¹
- NF₃** A study of the combustion of rhombic sulfur in NF₃ to generate SF₆ and N₂ using $\Delta_f H_{298}^\circ(\text{SF}_6) = -1220.8 \pm 0.8$ kJ mol⁻¹ results in the enthalpy of NF₃.²¹
- (1) Atkinson, R.; Baulch, D. L.; Cox, R. A.; Hampson, R. F.; Kerr, J. A.; Rossi, M. J.; Troe, J. Evaluated kinetic, photochemical, and heterogeneous data for atmospheric chemistry: Supplement V, IUPAC subcommittee on gas kinetic data evaluation for atmospheric chemistry. *J. Phys. Chem. Ref. Data* **1997**, *26*, 521-1011.
 - (2) Chase, M. W. NIST-JANAF thermochemical tables for the oxygen fluorides. *J. Phys. Chem. Ref. Data* **1996**, *25*, 551-603.
 - (3) Chase, M. W. NIST-JANAF thermochemical tables. *J. Phys. Chem. Ref. Data* **1998**, *Monograph 9*.
 - (4) Cox, J. D.; Wagman, D. D.; Medvedev, V. A. *CODATA Key Values for Thermodynamics*; Hemisphere Publishing Corp.: New York, 1989.
 - (5) Császár, A. G.; Furtenbacher, T. From a network of computed reaction enthalpies to atom-based thermochemistry (NEAT). *Chem. Eur. J.* **2010**, *16*, 4826-4835, doi:10.1002/chem.200903252.
 - (6) Denis, P. A., and O. N. Ventura CCSDT study of the fluoroperoxy radical, FOO. *Chem. Phys. Lett.* **2004**, *385*, 292-297, doi:10.1016/j.cplett.2003.12.081.
 - (7) Feller, D.; Dixon, D. A. Coupled cluster theory and multireference configuration interaction study of FO, F₂O, FO₂, and FOO. *J. Phys. Chem. A* **2003**, *107*, 9641-9651, doi:10.1021/jp030267v.
 - (8) Feller, D.; Peterson, K. A.; Dixon, D. A. A survey of factors contributing to accurate theoretical predictions of atomization energies and molecular structures. *J. Chem. Phys.* **2008**, *129*, 204105, doi:10.1063/1.3008061.
 - (9) Feller, D.; Peterson, K. A.; Dixon, D. A. Refined theoretical estimates of the atomization energies and molecular structures of selected small oxygen fluorides. *J. Phys. Chem. A* **2010**, *114*, 613-623, doi:10.1021/jp908128g.
 - (10) Grant, D. J.; Dixon, D. A.; Francisco, J. S.; Feller, D.; Peterson, K. A. Heats of formation of the H_{1,2}O_mS_n (m,n = 0-3) molecules from electronic structure calculations. *J. Phys. Chem. A* **2009**, *113*, 11343-11353, doi:10.1021/jp905847e.
 - (11) Gurvich, L. V.; Veyts, I. V.; Alcock, C. B. *Thermodynamic Properties of Individual Substances*, Fourth ed.; Hemisphere Publishing Corp.: New York, 1991; Vol. 2.
 - (12) Huang, M.-J.; Watts, J. D. Theoretical characterization of the F₂O₃ molecule by coupled-cluster methods. *J. Phys. Chem. A* **2010**, *114*, 10197-10201, doi:10.1021/jp101106n.
 - (13) Karton, A.; Parthiban, S.; Martin, J. M. L. Post-CCSD(T) ab initio thermochemistry of halogen oxides and related hydrides XO_x, XO₂, HO_x, XO_n, and HXO_n (X = F, Cl), and evaluation of DFT methods for these systems. *J. Phys. Chem. A* **2009**, *113*, 4802-4816, doi:10.1021/jp8087435.
 - (14) Lyman, J. Thermodynamic properties of dioxygen difluoride (O₂F₂) and dioxygen fluoride (O₂F). *J. Phys. Chem. Ref. Data* **1989**, *18*, 799-807, doi:10.1063/1.555830.
 - (15) Ramachandran, R.; Vegesna, N. S.; Peterson, K. A. Effects of electron correlation and scalar relativistic corrections on the thermochemical and spectroscopic properties of HOF. *J. Phys. Chem. A* **2003**, *107*, 7938-7944, doi:10.1021/jp035266h.
 - (16) Ruscic, B.; Feller, D.; Peterson, K. Active Thermochemical Tables: dissociation energies of several homonuclear first-row diatomics and related thermochemical values. *Theor. Chem. Acc.* **2014**, *133*, 1415, doi:10.1007/s00214-013-1415-z.
 - (17) Ruscic, B.; Pinzon, R. E.; Morton, M. L.; von Laszewski, G.; Bittner, S. J.; Nijssure, S. G.; Amin, K. A.; Minkoff, M.; Wagner, A. F. Introduction to active thermochemical tables:

- Several "key" enthalpies of formation revisited. *J. Phys. Chem. A* **2004**, *108*, 9979-9997, doi:10.1021/jp047912y.
- (18) Shenyavskaya, E. A.; Yungman, V. S. NIST-JANAF thermochemical tables. III. Diatomic hydrogen halide gases. *J. Phys. Chem. Ref. Data* **2004**, *33*, 923-957, doi:10.1063/1.1638781.
- (19) Stull, D. R.; Westrum, E. F.; Sinke, G. C. *The Chemical Thermodynamics of Organic Compounds*; John Wiley & Sons: New York, 1969.
- (20) Szakács, P.; Csontos, J.; Das, S.; Kállay, M. High-accuracy theoretical thermochemistry of atmospherically important nitrogen oxide derivatives. *J. Phys. Chem. A* **2011**, *115*, 3144-3153, doi:10.1021/jp112116x.
- (21) Walker, L. C. The enthalpy of reaction of sulfur and nitrogen trifluoride. *J. Phys. Chem.* **1967**, *71*, 361-363.

Note 23: *Compounds containing one C and one or more F*

[Back to Table](#)

- CF** Thermodynamic properties from Gurvich et al. review.⁵ A computational study with geometry optimization carried out at the CCSD(T) level of theory with the cc-pZQZ basis set, followed by an enthalpy calculation using the HEAT protocols, led to $\Delta_f H_0^\circ = 243.3 \pm 0.8$ kJ mol⁻¹, $\Delta_f H_{298}^\circ = 247.0 \pm 0.8$ kJ mol⁻¹, and $S = 212.9 \pm 1.5$ J K⁻¹ mol⁻¹.⁴
- CHF** Calculated for the X¹A' state. Enthalpy from a CCSD(T) calculation with the aug-cc-pVnZ (n=D,T,Q,5) basis set extrapolated to the CBS limit and entropy from a MP2/aVTZ calculation.⁸ Enthalpy obtained using the computed enthalpy of a reaction of the type: CH₂(¹A₁) + CH₂F₂ + 2CH₃Y → CFY(¹A₁) + 3CH₄ results in $\Delta_f H_{298}^\circ = 146$ kJ mol⁻¹ at the QCISD(T)/6-311+G(3df,2p)//QCISD/6-311G(d,p) level of theory. Calculations also done at the G2 level.¹⁴ Previous recommendation, $\Delta_f H_{298}^\circ = 143 \pm 13.0$ kJ mol⁻¹, based on combining experimental chloride dissociation energies from the parent anion, prior experimental measurements, and G2 calculations.¹¹ A computational study with geometry optimization carried out at the CCSD(T) level of theory with the cc-pZQZ basis set, followed by an enthalpy calculation using the HEAT protocols, led to $\Delta_f H_0^\circ = 148.9 \pm 1.2$ kJ mol⁻¹, $\Delta_f H_{298}^\circ = 149.0 \pm 1.2$ kJ mol⁻¹, and $S = 223.1 \pm 1.5$ J K⁻¹ mol⁻¹.⁴
- CH₂F** Derived from the kinetics and equilibria of the iodination reaction CH₃F + I₂ ↔ CH₂FI + HI.¹⁰ A QCISD(T)/6-311+G(3df,2p) isodesmic study resulted in an enthalpy of -29.0 ± 4.1 kJ mol⁻¹.¹⁵ A computational study with geometry optimization carried out at the CCSD(T) level of theory with the cc-pZQZ basis set, followed by an enthalpy calculation using the HEAT protocols, led to $\Delta_f H_0^\circ = -27.9 \pm 1.6$ kJ mol⁻¹, $\Delta_f H_{298}^\circ = -31.2 \pm 1.6$ kJ mol⁻¹, and $S = 232.5 \pm 1.5$ J K⁻¹ mol⁻¹.⁴ This enthalpy difference was used to calculate the 0 K value in the Table.
- CH₃F** Enthalpies of reaction calculated (and averaged) at the MCG3/MCQCISD level of theory (up to 6-311++G(3d2f,2df,2p) basis set) for the homolytic fragmentation to the alkyl radical and fluoride atom, and for the atomization reaction. Enthalpy also calculated for the heterolytic fragmentation into the alkyl cation and fluoride anion for support.⁶ Previous value, $\Delta_f H_{298}^\circ = -238 \pm 8$ kJ mol⁻¹, estimated in review of Rodgers et al.¹² Luo and Benson recommend -55.9 ± 1 kcal/mol.⁷ A computational study with geometry optimization carried out at the CCSD(T) level of theory with the cc-pZQZ basis set, followed by an enthalpy calculation using the HEAT protocols, led to $\Delta_f H_0^\circ = -228.5 \pm 2.0$ kJ mol⁻¹, $\Delta_f H_{298}^\circ = -236.9 \pm 2.0$ kJ mol⁻¹, and $S = 222.5 \pm 1.5$ J K⁻¹ mol⁻¹.⁴ This enthalpy difference was used to calculate the 0 K value in the Table.
- CF₂** Calculated for the X¹A' state. Enthalpy from a CCSD(T) calculation with the aug-cc-pVnZ (n=D,T,Q,5) basis set extrapolated to the CBS limit and entropy from a MP2/aVTZ calculation.⁸ $\Delta_f H_0^\circ = -46.0 \pm 0.8$ kcal mol⁻¹. Enthalpy obtained using the computed enthalpy of a reaction of the type: CH₂(¹A₁) + CH₂F₂ + 2CH₃Y → CFY(¹A₁) + 3CH₄ results in $\Delta_f H_{298}^\circ = -196$ kJ mol⁻¹ at the QCISD(T)/6-311+G(3df,2p)//QCISD/6-311G(d,p) level of theory. Calculations also done at the G2 level.¹⁴ Previous recommendation, -44.0 ± 2 kcal mol⁻¹, based

on combining experimental chloride dissociation energies from the parent anion, prior experimental measurements, and G2 calculations.¹¹ A computational study with geometry optimization carried out at the CCSD(T) level of theory with the cc-pZQZ basis set, followed by an enthalpy calculation using the HEAT protocols, led to $\Delta_f H_0^\circ = -193.6 \pm 1.2$ kJ mol⁻¹, $\Delta_f H_{298}^\circ = -193.2 \pm 1.2$ kJ mol⁻¹, and $S = 240.6 \pm 1.5$ J K⁻¹ mol⁻¹.⁴

- CHF₂** Derived from the kinetics and equilibria of the iodination reaction $\text{CH}_3\text{F} + \text{I}_2 \leftrightarrow \text{CH}_2\text{FI} + \text{HI}$.¹⁰ A QCISD(T)/6-311+G(3df,2p) isodesmic study resulted in an enthalpy of -241.2 ± 4.1 kJ mol⁻¹.¹⁵ A computational study with geometry optimization carried out at the CCSD(T) level of theory with the cc-pZQZ basis set, followed by an enthalpy calculation using the HEAT protocols, led to $\Delta_f H_0^\circ = -239.4 \pm 2.6$ kJ mol⁻¹, $\Delta_f H_{298}^\circ = -243.0 \pm 2.6$ kJ mol⁻¹, and $S = 255.8 \pm 6.5$ J K⁻¹ mol⁻¹.⁴ The enthalpy difference was used to calculate the 0 K value in the Table.
- CH₂F₂** From review by Rodgers et al.¹² Pedley gives -452.3 ± 0.9 kJ mol⁻¹.⁹ A computational study with geometry optimization carried out at the CCSD(T) level of theory with the cc-pZQZ basis set, followed by an enthalpy calculation using the HEAT protocols, led to $\Delta_f H_0^\circ = -442.6 \pm 2.0$ kJ mol⁻¹, $\Delta_f H_{298}^\circ = -450.5 \pm 2.0$ kJ mol⁻¹, and $S = 246.3 \pm 1.5$ J K⁻¹ mol⁻¹.⁴ The enthalpy difference was used to calculate the 0 K value in the Table.
- CF₃** Enthalpy from a simultaneous solution of a thermochemical network for the CF₃X species, where X = nil, H, Cl, Br, I, CF₃, CN.¹³ Entropy from recommendation of Gurvich et al.⁵ A QCISD(T)/6-311+G(3df,2p) isodesmic study resulted in an enthalpy of -465.9 ± 4.1 kJ mol⁻¹.¹⁵ A computational study with geometry optimization carried out at the CCSD(T) level of theory with the cc-pZQZ basis set, followed by an enthalpy calculation using the HEAT protocols, led to $\Delta_f H_0^\circ = -464.8 \pm 1.6$ kJ mol⁻¹, $\Delta_f H_{298}^\circ = -467.6 \pm 1.6$ kJ mol⁻¹, and $S = 264.1 \pm 1.5$ J K⁻¹ mol⁻¹.⁴
- CHF₃** Enthalpy from a simultaneous solution of a thermochemical network for the CF₃X species, where X = nil, H, Cl, Br, I, CF₃, CN.¹³ Entropy from recommendation of Gurvich et al.⁵ An enthalpy calculation from the atomization energy was obtained starting with a 'best estimated' structure from extensive calculations and analysis, followed by CCST with aug-cc-pVQZ and aug-cc-pV5Z basis sets, and CCSD(T) with aug-cc-pVTZ and aug-cc-pVQZ basis sets. Values of $\Delta_f H_0^\circ = -165.18$ kcal mol⁻¹ and $\Delta_f H_{298}^\circ = -166.86$ kcal mol⁻¹ were obtained.¹ A computational study with geometry optimization carried out at the CCSD(T) level of theory with the cc-pZQZ basis set, followed by an enthalpy calculation using the HEAT protocols, led to $\Delta_f H_0^\circ = -687.7 \pm 2.0$ kJ mol⁻¹, $\Delta_f H_{298}^\circ = -694.9 \pm 2.0$ kJ mol⁻¹, and $S = 259.2 \pm 1.5$ J K⁻¹ mol⁻¹.⁴
- CF₄** CODATA Key Value.³ The JANAF Tables give $\Delta_f H_0^\circ = -927.2$ kJ mol⁻¹, $\Delta_f H_{298}^\circ = -933.2$ kJ mol⁻¹, and $S^\circ = 261.419$ J mol⁻¹.² A computational study with geometry optimization carried out at the CCSD(T) level of theory with the cc-pZQZ basis set, followed by an enthalpy calculation using the HEAT protocols, led to $\Delta_f H_0^\circ = -927.8 \pm 2.0$ kJ mol⁻¹, $\Delta_f H_{298}^\circ = -933.8 \pm 2.0$ kJ mol⁻¹, and $S = 260.9 \pm 1.5$ J K⁻¹ mol⁻¹.⁴
- (1) Breidung, J.; Cosleou, J.; Demaison, J.; Sarka, K.; Thiel, W. Ab initio anharmonic force field, molecular parameters, equilibrium structure and enthalpy of formation of fluoroform. *Mol. Phys.* **2004**, *102*, 1827-1841.
 - (2) Chase, M. W. NIST-JANAF thermochemical tables. *J. Phys. Chem. Ref. Data* **1998**, *Monograph 9*.
 - (3) Cox, J. D.; Wagman, D. D.; Medvedev, V. A. *CODATA Key Values for Thermodynamics*; Hemisphere Publishing Corp.: New York, 1989.
 - (4) Csontos, J.; Rolik, Z.; Das, S.; Kállay, M. High-accuracy thermochemistry of atmospherically important fluorinated and chlorinated methane derivatives. *J. Phys. Chem. A* **2010**, *114*, 13093-13103, doi:10.1021/jp105268m.
 - (5) Gurvich, L. V.; Veyts, I. V.; Alcock, C. B. *Thermodynamic Properties of Individual Substances*, Fourth ed.; Hemisphere Publishing Corp.: New York, 1991; Vol. 2.

- (6) Kormos, B. L.; Liebman, J. F.; Cramer, C. J. 298 K enthalpies of formation of monofluorinated alkanes: theoretical predictions for methyl, ethyl, isopropyl, and tert-butyl fluoride. *J. Phys. Org. Chem.* **2004**, *17*, 656-664, doi:10.1002/poc.801.
- (7) Luo, Y. R.; Benson, S. W. Heats of formation of alkyl fluorides. *J. Phys. Chem. A* **1997**, *101*, 3042-3044.
- (8) Matus, M. H.; Nguyen, M. T.; Dixon, D. A.; Christe, K. O. Thermochemical properties of CHFO and CF₂O. *J. Phys. Chem. A* **2008**, *112*, 4973-4981, doi:10.1021/jp800103y.
- (9) Pedley, J. B. *Thermochemical Data and Structures of Organic Compounds*; Thermodynamics Data Center: College Station, TX, 1994.
- (10) Pickard, J. M.; Rodgers, A. S. Kinetics of the gas-phase reaction CH₃F + I₂ ⇌ CH₂FI + HI: The C-H bond dissociation energy in methyl and methylene fluorides. *Int. J. Chem. Kinet.* **1983**, *15*, 569-577.
- (11) Poutsma, J. C.; Paulino, J. A.; Squires, R. R. Absolute heats of formation of CHCl, CHF, and CClF. A gas-phase experimental and G2 theoretical study. *J. Phys. Chem. A* **1997**, *101*, 5327-5336.
- (12) Rodgers, A. S.; Chao, J.; Wilhoit, R. C.; Zwolinski, B. J. Ideal gas thermodynamic properties of eight chloro- and fluoromethanes. *J. Phys. Chem. Ref. Data* **1974**, *3*, 117-140.
- (13) Ruscic, B.; Michael, J. V.; Redfern, P. C.; Curtiss, L. A.; Raghavachari, K. Simultaneous adjustment of experimentally based enthalpies of formation of CF₃X, X = nil, H, Cl, Br, I, CF₃, CN, and a probe of G3 theory. *J. Phys. Chem. A* **1998**, *102*, 10889-10899.
- (14) Schwartz, M.; Marshall, P. An ab initio investigation of halocarbenes. *J. Phys. Chem. A* **1999**, *103*, 7900-7906.
- (15) Schwartz, M.; Peebles, L. R.; Berry, R. J.; Marshall, P. A computational study of chlorofluoromethyl radicals *J. Chem. Phys.* **2003**, *118*, 557-564, doi:10.1063/1.1524157.

Note 24: *Compounds containing one C and one or more F and O*

[Back to Table](#)

CFH₂O and CFH₂OH

The enthalpies of formation are based on isodesmic reactions calculated at the MP2/6-31G(d,p) level of theory.¹⁶

FCO

The enthalpy values are taken from a CCSDT(Q) calculation, with structure optimized using the cc-pVQZ basis set.¹⁴ The previous $\Delta_f H_{298}^\circ = -174.1 \pm 2$ was from a CCSD(T) calculation with the aug-cc-pVnZ (n=D,T,Q,5) basis set extrapolated to the CBS limit.¹³ The entropy value is from from a MP2/aVTZ calculation.¹³ The decomposition rate constant for FCO → F + CO,⁹ combined with the rate constant $k = 2.4 \times 10^{-22} \text{ cm}^6 \text{ s}^{-1}$ ¹⁸ for the reverse reaction, results in an upper limit of $\Delta_f H_{298}^\circ < -153.1 \text{ kJ mol}^{-1}$.⁹ A. CCSD(T) calculation gives $\Delta_f H_{298}^\circ = -42.0 \pm 0.5 \text{ kcal mol}^{-1}$.⁴

FCO₂, fluoroformyloxyl radical

Calculated at the CCSD(T) level of theory. CFO value from same work is $-42.0 \pm 0.5 \text{ kcal mol}^{-1}$, which differs from value in Table.⁴

CHFO

The enthalpy values are taken from a CCSDT(Q) calculation, with structure optimized using the cc-pVQZ basis set.¹⁴ The previous $\Delta_f H_{298}^\circ = -381.2 \pm 2$ was from a CCSD(T) calculation with the aug-cc-pVnZ (n = D,T,Q,5) basis set extrapolated to the CBS limit.¹³ The entropy value is from from a MP2/aVTZ calculation.¹³ The earlier enthalpy value, $-91.6 \text{ kcal mol}^{-1}$, was from an G2(MP2) calculation,¹⁷ and the earlier entropy was from Gurvich et al.⁸

CF₂HFO and CF₂HOH

The enthalpies of formation are based on isodesmic reactions calculated at the MP2/6-31G(d,p) level of theory.¹⁶

CF₂O

The enthalpy values are taken from a CCSDT(Q) calculation, with structure optimized using the cc-pVQZ basis set,¹⁴ supported by several earlier computational studies discussed in that paper.^{3,7,13} The previous $\Delta_f H_{298}^\circ = -623.8 \pm 5.9$ was a lower limit from a photoionization study.¹ Entropy from Gurvich et al.⁸ Pedley review gives an enthalpy value of $-639.8 \pm 1.4 \text{ kJ}$

mol⁻¹.¹⁵ A CCSD(T) calculation with the aug-cc-pVnZ (n=D,T,Q,5) basis set extrapolated to the CBS limit gave $\Delta_f H_0^\circ = -143.9 \pm 0.5$ kcal mol⁻¹, $\Delta_f H_{298}^\circ = -144.7 \pm 0.5$ kcal mol⁻¹, and $S = 61.87$ cal K⁻¹mol⁻¹.¹³

- CF₃O** Re-analysis of data of Batt and Walsh, using new value for CF₂O.¹ The enthalpy of formation, $\Delta_f H_{298}^\circ = -154.5$ kcal mol⁻¹ based on an isodesmic reaction calculated at the MP2/6-31G(d,p) level of theory.¹⁶
- CF₂O₂** Determined on the basis of extensive ab initio calculations.¹¹ Isomeric forms F₂COO and FC(=O)OF are calculated to have enthalpies of -60 and -104 kcal mole⁻¹, respectively.
- CF₃O₂** Two values for the C-O bond dissociation energy in CF₃O₂ are given in Lightfoot, et al., -144±3.3 and -141±10 kJ mol⁻¹ at 0 K and adjusted to 298 K.¹² The value given is an average of the two resulting enthalpies.
- CF₃OH** Proton affinity obtained by using transitional energy threshold measurements on protonated trifluoromethanol. This was used in a thermochemical cycle to derive the enthalpy of formation.⁶ Previous value was based on a photoionization study, where a lower limit of $\Delta_f H_{298}^\circ > -908.8 \pm 0.9$ kJ mol⁻¹ was presented.² The enthalpy of formation, $\Delta_f H_{298}^\circ = -933.4$ kJ mol⁻¹, based on an isodesmic reaction calculated at the MP2/6-31G(d,p) level of theory.¹⁶
- CF₃OF** Based on photoionization of CF₃OF and an analysis of the CF₃⁺ and CF₂O⁺ fragments.² A G2 calculation led to an enthalpy of -774.5 kJ mol⁻¹.⁵

CH₂FOOH, CHF₂OOH, and CF₃OOH

Geometry optimization and frequency calculations were performed at the MP2/6-31G(d) and the B3LYP/6-311++G(d,p) levels of theory, with a single-point energy calculation at the CCSD(T)/6-311++G(d,p)/B3LYP/6-311++G(d,p) level. The dissociation energy into HO₂ and the alkyl radical was then evaluated and used, after thermal correction, to calculate the enthalpy of formation at 298 K.¹⁰ This was adjusted to the radical values from the present Table.

- (1) Asher, R. L.; Appelman, E. H.; Ruscic, B. On the heat of formation of carbonyl fluoride, CF₂O. *J. Chem. Phys.* **1996**, *105*, 9781-9795.
- (2) Asher, R. L.; Appelman, E. H.; Tilson, J. L.; Litorja, M.; Berkowitz, J.; Ruscic, B. A photoionization study of trifluoromethanol, CF₃OH, trifluoromethyl hypofluorite, CF₃OF, and trifluoromethyl hypochlorite, CF₃OCl. *J. Chem. Phys.* **1997**, *106*, 9111-9121.
- (3) Bakowies, D. Ab initio thermochemistry with high-level isodesmic corrections: Validation of the ATOMIC protocol for a large set of compounds with first-row atoms (H, C, N, O, F). *J. Phys. Chem. A* **2009**, *113*, 11517-11534, doi:10.1021/jp9027782.
- (4) Breidung, J.; Thiel, W. Thermochemistry of the fluoroforoxyl radical: A computational study based on coupled cluster theory. *J. Phys. Chem. A* **2006**, *110*, 1575-1585, doi:10.1021/jp053883v.
- (5) Brudnik, K.; Jodkowski, J. T.; Ratajczak, E. Kinetics of the formation reactions of trifluoromethanol and trifluoromethyl hypohalites in the gas phase. *J. Mol. Struct.* **2003**, *656*, 333-339, doi:10.1016/S0022-2860(03)00347-8.
- (6) Chyall, L. J.; Squires, R. R. The proton affinity and absolute heat of formation of trifluoromethanol. *J. Phys. Chem.* **1996**, *100*, 16435-16440.
- (7) Dixon, D. A.; Feller, D. Heats of formation of CF₂, FCO, and CF₂O. *J. Phys. Chem. A* **1998**, *102*, 8209-8216.
- (8) Gurvich, L. V.; Veyts, I. V.; Alcock, C. B. *Thermodynamic Properties of Individual Substances*, Fourth ed.; Hemisphere Publishing Corp.: New York, 1991; Vol. 2.
- (9) Knyazev, V. D.; Bencsura, A.; Slagle, I. R. Unimolecular decomposition of the FCO radical. *J. Phys. Chem. A* **1997**, *101*, 849-852.
- (10) Kosmas, A. M.; Mpellos, C.; Salta, Z.; Drougas, E. Structural and heat of formation studies of halogenated methyl hydro-peroxides. *Chem. Phys.* **2010**, *371*, 36-42, doi:10.1016/j.chemphys.2010.03.026.
- (11) Kraka, E.; Konkoli, Z.; Cremer, D.; Fowler, J.; Schaefer, H. F. Difluorodioxirane: An unusual cyclic peroxide. *J. Am. Chem. Soc.* **1996**, *118*, 10595-10608, doi:10.1021/ja961983w.

- (12) Lightfoot, P. D.; Cox, R. A.; Crowley, J. N.; Destriau, M.; Hayman, G. D.; Jenkin, M. E.; Moortgat, G. K.; Zabel, F. Organic peroxy radicals: Kinetics, spectroscopy, and tropospheric chemistry. *Atmos. Environ.* **1992**, *26A*, 1805-1961.
- (13) Matus, M. H.; Nguyen, M. T.; Dixon, D. A.; Christe, K. O. Thermochemical properties of CHFO and CF₂O. *J. Phys. Chem. A* **2008**, *112*, 4973-4981, doi:10.1021/jp800103y.
- (14) Nagy, B.; Csontos, J.; Kállay, M.; Tasi, G. High-accuracy theoretical study on the thermochemistry of several formaldehyde derivatives. *J. Phys. Chem. A* **2010**, *114*, 13213-13221, doi:10.1021/jp1085203.
- (15) Pedley, J. B. *Thermochemical Data and Structures of Organic Compounds*; Thermodynamics Data Center: College Station, TX, 1994.
- (16) Schneider, W. F.; Nance, B. I.; Wallington, T. J. Bond strengths in halogenated methanes: Evidence for negative hyperconjugation. *J. Am. Chem. Soc.* **1995**, *117*, 478-485, doi:10.1021/ja00106a055.
- (17) Schneider, W. F.; Wallington, T. J. Thermochemistry of COF₂ and related compounds. *J. Phys. Chem.* **1994**, *98*, 7448-7451, doi:10.1021/j100082a009.
- (18) Wallington, T. J.; Hurley, M. D.; Shi, J.; Maricq, M. M.; Shested, J.; Nielsen, O. J.; Ellermann, T. A kinetic study of the reaction of fluorine atoms with CH₃F, CH₃Cl, CH₃Br, CF₂H₂, CO, CF₃H, CF₃CHCl₂, CF₃CH₂F, CHF₂CHF₂, CF₂ClCH₃, CHF₂CH₃, and CF₃CF₂H at 295 ± 2 K. *Int. J. Chem. Kinet.* **1993**, *25*, 651-665.

Note 25: CF₃O₂NO₂ and CF₃CN

[Back to Table](#)

CF₃O₂NO₂ The unimolecular decomposition rate constant, measured between 264 and 297 K, was combined with earlier measurements of the combination rate constants to obtain the equilibrium constant for the reaction.² Thermochemical values were derived from both second- and third-law evaluations.

CF₃CN Enthalpy from a simultaneous solution of a thermochemical network for the CF₃X species, where X = nil, H, Cl, Br, I, CF₃, CN.³ Entropy from recommendation of Chen, et al.¹

- (1) Chen, S. S.; Rodgers, A. S.; Chao, J.; Wilhoit, R. C.; Zwolinski, B. J. Ideal gas thermodynamic properties of six fluoroethanes. *J. Phys. Chem. Ref. Data* **1975**, *4*, 441-456.
- (2) Mayer-Figge, A.; Zabel, F.; Becker, K. H. Thermal decomposition of CF₃O₂NO₂. *J. Phys. Chem.* **1996**, *100*, 6587-6593.
- (3) Ruscic, B.; Michael, J. V.; Redfern, P. C.; Curtiss, L. A.; Raghavachari, K. Simultaneous adjustment of experimentally based enthalpies of formation of CF₃X, X = nil, H, Cl, Br, I, CF₃, CN, and a probe of G3 theory. *J. Phys. Chem. A* **1998**, *102*, 10889-10899.

Note 26: Compounds containing two C and one or more F

[Back to Table](#)

CH₂CHF Enthalpy from review of Pedley.¹³

CH₂CH₂F and CH₃CHF

Enthalpy from photobromination studies.¹¹ Entropy determined at the UHF/6-31G* level of theory.²

CH₃CH₂F Conformers and rotational barriers determined at the CCSD(T)/cc-pVTZ level of theory and the resulting equilibrium structure optimized at the CCSD(T)/cc-pVQZ level. The total electronic energy was calculated at the complete basis set limit (extrapolated from aug-cc-pVXZ (X = T, Q, 5)) energies, corrected for correlation contributions, the core correlation, the zero-point energy, diagonal Born-Oppenheimer contributions, and the scalar relativistic effect. The heat of formation was computed from the calculated enthalpies by using the elemental reaction approach, taking the gaseous atom as the standard state for carbon.¹² Previous value of $\Delta_f H_{298}^\circ = -278.2 \pm 1.7$ kJ mol⁻¹ was based on enthalpies of reaction calculated at the MCG3/MCQCISD level of theory (up to 6-311++G(3d2f,2df,2p) basis set) for the homolytic fragmentation to the alkyl radical and fluoride atom, and for the atomization reaction and

averaged. Enthalpy also calculated for the heterolytic fragmentation into the alkyl cation and fluoride anion for support.⁸ Previous entropy $S^\circ = 265.1 \text{ J mol}^{-1}$ from Gurvich et al. review.⁶

CH₂CF₂ Enthalpy from review of Pedley.¹³

CH₃CHF₂, 1,1-difluoroethane

Conformers and rotational barriers determined at the CCSD(T)/cc-pVTZ level of theory and the resulting equilibrium structure optimized at the CCSD(T)/cc-pVQZ level. The total electronic energy was calculated at the complete basis set limit (extrapolated from aug-cc-pVXZ (X = T, Q, 5)) energies, corrected for correlation contributions, the core correlation, the zero-point energy, diagonal Born-Oppenheimer contributions, and the scalar relativistic effect. The heat of formation was computed from the calculated enthalpies by using the elemental reaction approach, taking the gaseous atom as the standard state for carbon.¹² Previous value of $\Delta_f H_{298}^\circ = -497.0 \pm 8.3 \text{ kJ mol}^{-1}$ was from a review by Pedley.¹³

anti- and gauche-CH₂FCH₂F, 1,2-difluoroethanes

The conformationally averaged values are $\Delta_f H_{298}^\circ = -446.9 \pm 3.4 \text{ kJ mol}^{-1}$ and $S^\circ = 296.8 \pm 2.8 \text{ J mol}^{-1}$. Conformers and rotational barriers determined at the CCSD(T)/cc-pVTZ level of theory and the resulting equilibrium structure optimized at the CCSD(T)/cc-pVQZ level. The total electronic energy was calculated at the complete basis set limit (extrapolated from aug-cc-pVXZ (X = T, Q, 5)) energies, corrected for correlation contributions, the core correlation, the zero-point energy, diagonal Born-Oppenheimer contributions, and the scalar relativistic effect. The heat of formation was computed from the calculated enthalpies by using the elemental reaction approach, taking the gaseous atom as the standard state for carbon.¹² Previous enthalpy of $\Delta_f H_{298}^\circ = -232 \pm 25 \text{ kJ mol}^{-1}$ was based on an analysis of the thermal elimination of HF from CH₂FCH₂F, which led to a C-C bond dissociation energy of $88 \pm 2 \text{ kcal mol}^{-1}$.⁷

CH₂FCHF Thermodynamic properties determined at the UHF/6-31G* level, utilizing isodesmic/homodesmic reactions for enthalpy of formation.⁴

CHF₂CH₂ Thermodynamic properties determined at the UHF/6-31G* level, utilizing isodesmic/homodesmic reactions for enthalpy of formation.²

CH₃CF₂ The dissociation energy of CH₃CF₂-H of $99.5 \pm 1 \text{ kcal mol}^{-1}$ was derived from a study of the equilibrium $\text{CH}_3\text{CF}_2\text{H} + \text{I}_2 \leftrightarrow \text{CH}_3\text{CF}_2\text{I} + \text{HI}$.¹⁴ Entropy calculated from molecular properties computed at the UHF/6-31* level of theory.³

CH₃CHF₂ Taken from a Thermodynamics Research Center review.¹

anti- and gauche-CH₂FCHF₂, 1,1,2-trifluoroethanes

The conformationally averaged values are, $\Delta_f H_{298}^\circ = -661 \pm 3.4 \text{ kJ mol}^{-1}$ and $S^\circ = 316.9 \pm 2.0 \text{ J mol}^{-1}$. Conformers and rotational barriers determined at the CCSD(T)/cc-pVTZ level of theory and the resulting equilibrium structure optimized at the CCSD(T)/cc-pVQZ level. The total electronic energy was calculated at the complete basis set limit (extrapolated from aug-cc-pVXZ (X = T, Q, 5)) energies, corrected for correlation contributions, the core correlation, the zero-point energy, diagonal Born-Oppenheimer contributions, and the scalar relativistic effect. The heat of formation was computed from the calculated enthalpies by using the elemental reaction approach, taking the gaseous atom as the standard state for carbon.¹² Previous value of $\Delta_f H_{298}^\circ = -665 \pm 4 \text{ kJ mol}^{-1}$ was based on the heat of hydrogenation of CF₂CFCl.⁹ Pedley gives an enthalpy value of $-730.7 \pm 20.8 \text{ kJ mol}^{-1}$.¹³

CH₂CF₃ The dissociation energy of CF₃CH₂-H was derived from a study of the equilibrium $\text{CF}_3\text{CH}_3 + \text{I}_2 \leftrightarrow \text{CF}_3\text{CH}_2\text{I} + \text{HI}$.¹⁶ Entropy calculated from molecular properties computed at the UHF/6-31* level of theory.²

CH₃CF₃, 1,1,1-trifluoroethane

Conformers and rotational barriers determined at the CCSD(T)/cc-pVTZ level of theory and the resulting equilibrium structure optimized at the CCSD(T)/cc-pVQZ level. The total electronic energy was calculated at the complete basis set limit (extrapolated from aug-cc-

pVXZ (X = T, Q, 5)) energies, corrected for correlation contributions, the core correlation, the zero-point energy, diagonal Born-Oppenheimer contributions, and the scalar relativistic effect. The heat of formation was computed from the calculated enthalpies by using the elemental reaction approach, taking the gaseous atom as the standard state for carbon.¹² Previous values of $\Delta_f H_{298}^\circ = -445.6 \pm 1.7 \text{ kJ mol}^{-1}$ and $S^\circ = 287.3 \text{ J mol}^{-1}$ were from the Thermodynamics Research Center review.¹ Pedley review gives $-744.6 \pm 1.7 \text{ kJ mol}^{-1}$.¹³

CF₂CF₂ Enthalpy from review of Pedley.¹³

***anti-* and *gauche*-CHF₂CHF₂, 1,1,2,2-tetrafluoroethanes**

The conformationally averaged values are $\Delta_f H_{298}^\circ = -877.6 \pm 3.8 \text{ kJ mol}^{-1}$ and $S^\circ = 323.2 \pm 4.7 \text{ J mol}^{-1}$. Conformers and rotational barriers determined at the CCSD(T)/cc-pVTZ level of theory and the resulting equilibrium structure optimized at the CCSD(T)/cc-pVQZ level. The total electronic energy was calculated at the complete basis set limit (extrapolated from aug-cc-pVXZ (X = T, Q, 5)) energies, corrected for correlation contributions, the core correlation, the zero-point energy, diagonal Born-Oppenheimer contributions, and the scalar relativistic effect. The heat of formation was computed from the calculated enthalpies by using the elemental reaction approach, taking the gaseous atom as the standard state for carbon.¹² Previous $\Delta_f H_{298}^\circ = -860 \pm 24 \text{ kJ mol}^{-1}$ calculated based on the C-C bond strength estimate of $91.4 \pm 3.7 \text{ kcal mol}^{-1}$.¹⁰ Previous $S^\circ = 320.3 \text{ J mol}^{-1}$ from Thermodynamics Research Center review.⁵

CHF₂CF₃ Entropy calculated from molecular properties computed at the UHF/6-31* level of theory. Enthalpy derived from isodesmic reactions and adjusted down by 2 kJ mol^{-1} to reflect the enthalpy value for CH₂FCF₃ in this Table.⁴

CH₂FCF₃, 1,1,1,2-tetrafluoroethane

Conformers and rotational barriers determined at the CCSD(T)/cc-pVTZ level of theory and the resulting equilibrium structure optimized at the CCSD(T)/cc-pVQZ level. The total electronic energy was calculated at the complete basis set limit (extrapolated from aug-cc-pVXZ (X = T, Q, 5)) energies, corrected for correlation contributions, the core correlation, the zero-point energy, diagonal Born-Oppenheimer contributions, and the scalar relativistic effect. The heat of formation was computed from the calculated enthalpies by using the elemental reaction approach, taking the gaseous atom as the standard state for carbon.¹² Previous values of $\Delta_f H_{298}^\circ = -896 \pm 8 \text{ kJ mol}^{-1}$ (estimated) and $S^\circ = 316.2 \text{ J mol}^{-1}$ were from the Thermodynamics Research Center review.¹

CF₂CF₃ A dissociation energy of C₂F₅-I of $52.5 \pm 1 \text{ kcal mol}^{-1}$ was derived from a study of the reaction of pentafluoroethyl iodide with HI.¹⁷

CHF₂CF₃, pentafluoroethane

Conformers and rotational barriers determined at the CCSD(T)/cc-pVTZ level of theory and the resulting equilibrium structure optimized at the CCSD(T)/cc-pVQZ level. The total electronic energy was calculated at the complete basis set limit (extrapolated from aug-cc-pVXZ (X = T, Q, 5)) energies, corrected for correlation contributions, the core correlation, the zero-point energy, diagonal Born-Oppenheimer contributions, and the scalar relativistic effect. The heat of formation was computed from the calculated enthalpies by using the elemental reaction approach, taking the gaseous atom as the standard state for carbon.¹² Previous values of $\Delta_f H_{298}^\circ = -1105 \pm 5 \text{ kJ mol}^{-1}$ and $S^\circ = 333.7 \text{ J mol}^{-1}$ were from the Thermodynamics Research Center review.¹ Pedley review gives an enthalpy value of $-1100.4 \pm 4.1 \text{ kJ mol}^{-1}$.¹³

C₂F₆, hexafluoroethane

Enthalpy from a simultaneous solution of a thermochemical network for the CF₃X species, where X = nil, H, Cl, Br, I, CF₃, CN.¹⁵ Entropy from recommendation of Chen, et al.¹ A study in which conformers and rotational barriers determined at the CCSD(T)/cc-pVTZ level of theory and the resulting equilibrium structure optimized at the CCSD(T)/cc-pVQZ level. The total electronic energy was calculated at the complete basis set limit (extrapolated from aug-cc-pVXZ (X = T, Q, 5)) energies, corrected for correlation contributions, the core correlation, the zero-point energy, diagonal Born-Oppenheimer contributions, and the scalar relativistic effect

led to $\Delta_f H_{298}^\circ = -1339.8 \pm 3.2 \text{ kJ mol}^{-1}$ and $S^\circ = 331.0 \pm 1.5 \text{ J mol}^{-1}$. The heat of formation was computed from the calculated enthalpies by using the elemental reaction approach, taking the gaseous atom as the standard state for carbon.¹²

- (1) Chen, S. S.; Rodgers, A. S.; Chao, J.; Wilhoit, R. C.; Zwolinski, B. J. Ideal gas thermodynamic properties of six fluoroethanes. *J. Phys. Chem. Ref. Data* **1975**, *4*, 441-456.
- (2) Chen, Y.; Rauk, A.; Tschuikow-Roux, E. Structures, barriers for internal rotation, vibrational frequencies, and thermodynamic functions of CH_2FCH_2 , CHF_2CH_2 , and CF_3CH_2 radicals: An *ab initio* study. *J. Chem. Phys.* **1990**, *93*, 6620-6629.
- (3) Chen, Y.; Rauk, A.; Tschuikow-Roux, E. Structures, barriers for rotation and inversion, vibrational frequencies, and thermodynamic functions of ethyl, α -fluoroethyl, and α -difluoroethyl radicals: An *ab initio* study. *J. Chem. Phys.* **1990**, *93*, 1187-1195.
- (4) Chen, Y.; Rauk, A.; Tschuikow-Roux, E. Structures, barriers for internal rotation, vibrational frequencies, and thermodynamic functions of CH_2FCHF , CHF_2CHF , and CF_3CHF radicals: An *ab initio* study. *J. Chem. Phys.* **1991**, *94*, 7299-7310.
- (5) Frenkel, M.; Kabo, G. J.; Marsh, K. N.; Roganov, G. N.; Wilhoit, R. C. *Thermodynamics of Organic Compounds in the Gas State*; Thermodynamics Research Center: College Station, TX, 1994; Vol. I.
- (6) Gurvich, L. V.; Veyts, I. V.; Alcock, C. B. *Thermodynamic Properties of Individual Substances*, Fourth ed.; Hemisphere Publishing Corp.: New York, 1991; Vol. 2.
- (7) Kerr, J. A.; Timlin, D. M. A kinetic study of the thermal elimination of hydrogen fluoride from 1,2-dichloroethane. Determination of the bond dissociation energies $D(\text{CH}_2\text{F}-\text{CH}_2\text{F})$ and $D(\text{CH}_2\text{F}-\text{H})$. *Int. J. Chem. Kinet.* **1971**, *3*, 427-441.
- (8) Kormos, B. L.; Liebman, J. F.; Cramer, C. J. 298 K enthalpies of formation of monofluorinated alkanes: theoretical predictions for methyl, ethyl, isopropyl, and tert-butyl fluoride. *J. Phys. Org. Chem.* **2004**, *17*, 656-664, doi:10.1002/poc.801.
- (9) Lacher, J. R.; Skinner, H. A. Bond energy additivity and bond interactions in fluoro-halogenated hydrocarbons. *J. Chem. Soc. A* **1968**, 1034-1038.
- (10) Millward, G. E.; Hartig, R.; Tschuikow-Roux, E. Kinetics of the shock wave thermolysis of 1,1,2,2-tetrafluoroethane. *J. Phys. Chem.* **1971**, *75*, 3195-3201, doi:10.1021/j100690a001.
- (11) Miyokawa, K.; Ozaki, S.; Yano, T. Kinetics of the photobromination of fluoroethane. Estimate of the C-H bond dissociation energies and the heats of formation of the CH_3CHF and $\text{CH}_2\text{CH}_2\text{F}$ radicals. *Bull. Chem. Soc. Jpn.* **1996**, *69*, 869-873.
- (12) Nagy, B.; Csontos, J.; Szakács, P.; Kállay, M. High-accuracy theoretical thermochemistry of fluoroethanes. *J. Phys. Chem. A* **2014**, *118*, 4824-4836, doi:10.1021/jp503492a.
- (13) Pedley, J. B. *Thermochemical Data and Structures of Organic Compounds*; Thermodynamics Data Center: College Station, TX, 1994.
- (14) Pickard, J. M.; Rodgers, A. S. The kinetics and thermochemistry of the reaction of 1,1-difluoroethane with iodine. The $\text{CF}_2\text{-H}$ bond dissociation energy in 1,1-difluoroethane and the heat of formation of 1,1-difluoroethyl. *J. Am. Chem. Soc.* **1977**, *99*, 691-694, doi:10.1021/ja00445a005.
- (15) Ruscic, B.; Michael, J. V.; Redfern, P. C.; Curtiss, L. A.; Raghavachari, K. Simultaneous adjustment of experimentally based enthalpies of formation of CF_3X , X = nil, H, Cl, Br, I, CF_3 , CN, and a probe of G3 theory. *J. Phys. Chem. A* **1998**, *102*, 10889-10899.
- (16) Wu, E. C.; Rodgers, A. S. Thermochemistry of gas-phase equilibrium $\text{CF}_3\text{CH}_3 + \text{I}_2 = \text{CF}_3\text{CH}_2\text{I} + \text{HI}$. The carbon-hydrogen bond dissociation energy in 1,1,1-trifluoroethane and the heat of formation of the 2,2,2-trifluoroethyl radical. *J. Phys. Chem.* **1974**, *78*, 2315-2317, doi:10.1021/j150671a002.
- (17) Wu, E. C.; Rodgers, A. S. Kinetics of the gas phase reaction of pentafluoroethyl iodide with hydrogen iodide. Enthalpy of formation of the pentafluoroethyl radical and the pi bond dissociation energy in tetrafluoroethylene. *J. Am. Chem. Soc.* **1976**, *98*, 6112-6115, doi:10.1021/ja00436a007.

Note 27: Compounds containing two C and one or more F and O

[Back to Table](#)

CH₂FCH₂OH

The enthalpy of formation was calculated from a set of isodesmic and isogyric reactions at the CBS-QB3 level of theory and refers to the *gauche* configuration. Calculations with B3LYP/cc-pVTZ were in good agreement.²

CH₂FCOOH

The enthalpy of formation was calculated from a set of isodesmic and isogyric reactions at the CBS-QB3 level of theory. Calculations with B3LYP/cc-pVTZ were in good agreement.²

CF₃CO CBS-4 and G2(MP2,SVP) methods used to obtain thermodynamic properties. In addition, enthalpy was derived from isodesmic reaction calculations. Value listed is recommendation based on theoretical and experimental results. Entropy at the G2(MP2(full))/MP2(full)/6-31G(d) level treating internal rotations as harmonic oscillators.⁸

CF₃C(O)H Thermodynamic properties calculated at the G2(MP2(full))/MP2(full)/6-31G(d) level of theory. Enthalpy from atomization energy and entropy calculated treating internal rotations as harmonic oscillators. Similar values obtained at the CBS-4//HF/3021G* level.⁸

CH₃C(O)F, acetyl fluoride

Enthalpy value from review of Pedley.⁴

CF₃C(O)F Thermodynamic properties calculated for five isodesmic reactions at the MP2//6-31G(d) level of theory. In the same study, $\Delta H_f^\circ = -614 \pm 7$ kJ mol⁻¹ for CF₂O and $\Delta H_f^\circ = -381 \pm 2$ kJ mol⁻¹ for CHFO were calculated, both close to the recommended values.⁷

CF₃C(O)OH, trifluoroacetic acid

Enthalpy value from review of Pedley.⁴

CF₃OCO₂ An average of a result from an isodesmic reaction and an atomization energy, both calculated at the CBS-4 level of theory.³

CF₃OOCF₃

A thermal decomposition study from 575 to 900 K led to a BDE(O-O) of 47.5 ± 0.5 kcal mol⁻¹.⁵ An MP2//6-31G(d,p) calculation utilizing isodesmic and isogyric reactions resulted in -343 ± 3 kcal mol⁻¹.⁶ A CBS-QB3 calculation led to a BDE(O-O) of 209.4 kJ mol⁻¹, and thus an enthalpy of -1479 kJ mol⁻¹.¹

- (1) Agapito, F.; Cabral, B. J. C.; Simoes, J. A. M. Oxygen-oxygen bond dissociation enthalpies of di-tert-butyl peroxide and di-trifluoromethyl peroxide. *J. Mol. Struct. - Theochem* **2005**, *729*, 223-227, doi:10.1016/j.theochem.2005.06.004.
- (2) Bernardes, C. E. S.; Minas da Piedade, M. E.; Amaral, L. M. P. F.; Ferreira, A. I. M. C. L.; Ribeiro da Silva, M. A. V.; Diogo, H. P.; Costa Cabral, B. J. Energetics of C-F, C-Cl, C-Br, and C-I bonds in 2-haloethanols. Enthalpies of formation of XCH₂CH₂OH (X = F, Cl, Br, I) compounds and of the 2-hydroxyethyl radical. *J. Phys. Chem. A* **2007**, *111*, 1713-1720, doi:10.1021/jp0675678.
- (3) Paci, M. A. B.; Argüello, G. A.; García, P.; Willner, H. Thermal decomposition of the perfluorinated peroxides CF₃OC(O)OOC(O)F and CF₃OC(O)OOCF₃. *J. Phys. Chem. A* **2005**, *109*, 7481-7488, doi:10.1021/jp0528818.
- (4) Pedley, J. B. *Thermochemical Data and Structures of Organic Compounds*; Thermodynamics Data Center: College Station, TX, 1994.
- (5) Reints, W.; Pratt, D. A.; Korth, H. G.; Mulder, P. O-O bond dissociation enthalpy in di(trifluoromethyl) peroxide (CF₃OOCF₃) as determined by very low pressure pyrolysis. Density functional computations on O-O and O-H bonds in (fluorinated) derivatives. *J. Phys. Chem. A* **2000**, *104*, 10713-70720, doi:10.1021/jp994434w.
- (6) Schneider, W. F.; Wallington, T. J. Thermochemistry of COF₂ and related compounds. *J. Phys. Chem.* **1994**, *98*, 7448-7451, doi:10.1021/j100082a009.
- (7) Sudlow, K. P.; Woolf, A. A. Heats of formation of carbonyl, formyl and trifluoroacetyl fluorides. *J. Fluorine Chem.* **1999**, *96*, 141-145.

- (8) Viskolcz, B.; Berces, T. Enthalpy of formation of selected carbonyl radicals from theory and comparison with experiment. *Phys. Chem. Chem. Phys.* **2000**, *2*, 5430-6436, doi:10.1039/b004548i.

Note 28: *Compounds containing more than two C and one or more F*

[Back to Table](#)

iso-C₃H₇F Enthalpies of reaction calculated at the MCG3/MCQCISD level of theory (up to 6-311++G(3d2f,2df,2p) basis set) for the homolytic fragmentation to the alkyl radical and fluoride atom, and for the atomization reaction and averaged. Enthalpy also calculated for the heterolytic fragmentation into the alkyl cation and fluoride anion for support.² $\Delta_f H_{298}^\circ = -318.8 \pm 4.2$ kJ mol⁻¹ estimated by Luo and Benson.³

tert-C₄H₉F Enthalpies of reaction calculated at the MCG3/MCQCISD level of theory (up to 6-311++G(3d2f,2df,2p) basis set) for the homolytic fragmentation to the alkyl radical and fluoride atom, and for the atomization reaction and averaged. Enthalpy also calculated for the heterolytic fragmentation into the alkyl cation and fluoride anion for support.² $\Delta_f H_{298}^\circ = -363.6 \pm 4.2$ kJ mol⁻¹ estimated by Luo and Benson.³

CF₃C(O)OCH₃

The free energy of formation of methyl trifluoroacetate in solution was determined by measuring the equilibrium constant for the reaction of trifluoroacetic acid with methanol. The solubility was estimated from a linear free-energy relationship and the vapor pressure estimated from the boiling point, leading to a value of the free energy of formation in the gas phase. Combining this with the estimate of the standard entropy, also listed, leads to the cited value.¹ A density-functional calculation at the MPWB1K//6-31+G(d,p) level with two isodesmic reactions, led to $\Delta_f H_{298}^\circ = -1020$ kJ mol⁻¹.⁴

- (1) Guthrie, J. P. Thermodynamics of ester and orthoester formation from trifluoroacetic acid. *Can. J. Chem.* **1976**, *54*, 202-209.
- (2) Kormos, B. L.; Liebman, J. F.; Cramer, C. J. 298 K enthalpies of formation of monofluorinated alkanes: theoretical predictions for methyl, ethyl, isopropyl, and tert-butyl fluoride. *J. Phys. Org. Chem.* **2004**, *17*, 656-664, doi:10.1002/poc.801.
- (3) Luo, Y. R.; Benson, S. W. Heats of formation of alkyl fluorides. *J. Phys. Chem. A* **1997**, *101*, 3042-3044.
- (4) Mishra, B. K.; Chakrabarty, A. K.; Deka, R. C. Theoretical investigation of the gas-phase reactions of CF₂CIC(O)OCH₃ with the hydroxyl radical and the chlorine atom at 298 K. *J. Mol. Model* **2013**, *19*, 3263-3270, doi:10.1007/s00894-013-1865-1.

Note 29: *Inorganic compounds containing Cl*

[Back to Table](#)

Cl Enthalpy value is from the optimization of Ruscic et al.²⁰ Entropy is a CODATA Key Value⁴ as was the previous enthalpy value of $\Delta_f H_{298}^\circ = 121.301 \pm 0.008$ kJ mol⁻¹.

Cl₂ CODATA Key Value⁴

HCl CODATA Key Value.⁴ The active thermochemical tables optimization gives an enthalpy value of -92.1763 ± 0.0063 kJ mol⁻¹.²⁰ The most recent NIST-JANAF review gives an enthalpy of -92.31 ± 0.10 kJ mol⁻¹ and an entropy of 186.901 ± 0.005 J K⁻¹ mol⁻¹.²¹

ClO Both JANAF³ and Gurvich et al.⁹ use the dissociation energy from Coxan and Ramsay⁵ of 265.380 ± 0.036 kJ mol⁻¹. The present recommendation is a recalculation using reference values from this Table. The entropy is a statistical mechanical calculation¹ using data from JANAF. The previous value of 101.63 ± 0.1 kJ mol⁻¹ was from the JANAF recommendation.³ A CCSD(T) calculation, extrapolated to the complete basis set limit, for the atomization energy leads to an enthalpy of formation of 24.8 kcal mol⁻¹ at both 0 K and at 298 K.¹⁶ Another CCSD(T) calculation of the dissociation energy, both directly and through a negative ion thermochemical cycle, led to enthalpy values of $\Delta_f H_0^\circ = 24.1 \pm 0.3$ and $\Delta_f H_{298}^\circ = 24.1 \pm 0.3$

and 24.2 ± 0.3 kcal mol⁻¹.¹⁸ Atomization energy was calculated using the Wn family of computational methods. A slight increase in the atomization energy was found going from W2.2 to W4.4. These results led to $\Delta_f H_{298}^\circ = 101.2 \pm 0.4$ kJ mol⁻¹ and a 0 K value only 0.04 kJ mol⁻¹ higher.¹²

- CIOO** Enthalpy and entropy values are from an analysis of equilibrium constant measurements (see Table 3-1, Note 11). More recent measurements over the temperature range 212–245 K²³ support these values. Previous enthalpy value of 98 ± 4 kJ mol⁻¹ and entropy value of 269.32 ± 0.5 J K⁻¹ mol⁻¹ from JANAF. Enthalpy for the reaction HOOC1 + FOO → HOOF + CIOO at the CCSD(T)/CBS(Q5) level of theory, adjusted for the Table value for FOO, leads to $\Delta_f H_{298}^\circ = 103.9 \pm 6$ kJ mol⁻¹ and $\Delta_f H_0^\circ = 104.7 \pm 6$ kJ mol⁻¹.⁸ Atomization energy was calculated using the Wn family of computational methods. Significant increases in the atomization energy were found going from W2.2 to W4.4. These results led to $\Delta_f H_{298}^\circ = 101.7 \pm 0.7$ kJ mol⁻¹ and $\Delta_f H_0^\circ = 103.3 \pm 0.7$ kJ mol⁻¹.¹²
- CIOOH** Isodesmic reaction calculations done at MP2, CCSD, and CCSD(T) level with ANO basis sets to determine enthalpy of formation.¹⁴
- OCIO** Near-threshold fragmentation studies led to a dissociation energy to O + CIO of 247.3 ± 0.5 kJ mol⁻¹.⁶ This leads to an enthalpy of formation at 0 K of 100.6 ± 0.6 kJ mol⁻¹. A computational study gives, at 0 K, 102.2 ± 6.5 kJ mol⁻¹.¹³ Previous 298 K enthalpy of formation, 94.6 ± 1.2 , derived from equilibrium constant for CIO + CIO ↔ Cl + OCIO.¹⁷ Entropy and enthalpy function are from JANAF.³ A CCSD(T) calculation, extrapolated to the complete basis set limit, for the atomization energy leads to an enthalpy of formation of 24.5 kcal mol⁻¹ at 0 K and 23.9 at 298 K.¹⁶ An atomization energy calculated at the W4 level of theory led to $\Delta_f H_{298}^\circ = 99.0 \pm 0.7$ kJ mol⁻¹ and $\Delta_f H_0^\circ = 101.5 \pm 0.7$ kJ mol⁻¹.¹²
- CIO₃** A calculation of the isodesmic reaction CIO₃ + CIO → 2OCIO at the W4.2 level of theory provided the selected enthalpy values.¹² The previous values, $\Delta_f H_{298}^\circ = 194 \pm 12$ kJ mol⁻¹ and $\Delta_f H_0^\circ = 200 \pm 12$ kJ mol⁻¹ were the JANAF recommendations, which were based on limited kinetic and theoretical studies.³ A more recent density functional/G3 calculation led to a 298 K enthalpy of 43.1 kcal mol⁻¹ (= 180.3 kJ mol⁻¹).²²
- CICIO** A CCSD(T), extrapolated to the complete basis set limit, for the atomization energy leads to the recommended enthalpy of formation and a value of 32.2 kcal mol⁻¹ at 0 K. For the ¹A' state. $\Delta_f H_{298}^\circ = 52.4 \pm 1$ kcal mol⁻¹ for the ³A" state.¹⁶ The previous recommendation, 90 ± 30 kJ mol⁻¹, from the JANAF evaluation,³ was based on an interpretation of the infrared spectrum and suggested that CICIO was less stable than CIOCl by ~ 9 kJ mol⁻¹. Several computational studies cited in the JANAF review indicated that the stability difference was considerably greater, typically about 60 kJ mol⁻¹. The present recommendation leads to a stability difference of 52 kJ mol⁻¹. Entropy and enthalpy difference calculated by a statistical mechanical calculation using vibrational frequencies from the WebBook and PM3 rotational moments.¹
- CIOCl** Enthalpy value based on experimental reports on the equilibrium constant for the reaction H₂O + Cl₂O ↔ 2HOCl and the recommended enthalpy of formation for HOCl.¹⁰ Gurvich et al. recommended an enthalpy of formation at 298 K of 79 ± 10 kJ mol⁻¹.⁹ A CCSD(T) calculation, extrapolated to the complete basis set limit, for the atomization energy leads to an enthalpy of formation of 19.3 kcal mol⁻¹ at 0 K and 18.9 at 298 K.¹⁶
- CIOOCl** Selected enthalpy value derived from a third-law calculation on the equilibrium constant for the dimerization reaction, CIO + CIO ↔ CIOOCl, presented in Table 3-1, note 20. Entropy value calculation is also discussed in Table 3-1. Previous Table value of $\Delta_f H_{298}^\circ$, 127.6 ± 2.9 kJ mol⁻¹, was from the equilibrium constant of Nickolasen, et al.¹⁷ and the entropy was the JANAF recommendation.³ A study of the fragmentation threshold of CIO⁺ from the photoionization of CIOOCl yielded a 0 K enthalpy of 134.07 ± 2.8 kJ mol⁻¹ and a 298 K value of 130.87 ± 2.8 kJ mol⁻¹.¹⁹ A CCSD(T) calculation, extrapolated to the complete basis set limit, for the atomization energy leads to an enthalpy of formation of 32.9 kcal mol⁻¹ at 0 K and 31.6 at 298 K.¹⁶ A calculation using the isodesmic reactions CIOOCl + H₂O → H₂O₂ + Cl₂O and

$\text{ClOOCI} + 2\text{HOCl} \rightarrow \text{H}_2\text{O}_2 + 2\text{Cl}_2\text{O}$ at the W4.2 level of theory leads to $\Delta_f H_{298}^\circ = 131.8 \pm 1.3$ kJ mol^{-1} and $\Delta_f H_0^\circ = 135.1 \pm 1.3$ kJ mol^{-1} .¹²

- ClClO₂** Derived from a CCSD(T) calculation, extrapolated to the complete basis set limit, for the atomization energy.¹⁶ See Table 3-1, note 21 for a more complete discussion. The previous value, 154.2 kJ mol^{-1} (36.9 kcal mol^{-1}), was calculated at Gaussian-2 level of theory.¹⁵ Entropy from JANAF evaluation.³ The same value resulted from a statistical mechanical calculation.
- ClOClO** Derived from a CCSD(T) calculation, extrapolated to the complete basis set limit, for the atomization energy¹⁶ combined with G2 composite calculations.²⁵ See Table 3-1, note 20b for a more complete discussion. The previous value, 175.5 kJ mol^{-1} (41.9 kcal mol^{-1}), was calculated at Gaussian-2 level of theory¹⁵ and the previous entropy (309±2 kJ mol^{-1}) was from the JANAF evaluation.³
- Cl₂O₃** Selected enthalpy and entropy values derived from a third-law calculation on the equilibrium constant for the reaction, $\text{ClO} + \text{OCIO} \leftrightarrow \text{Cl}_2\text{O}_3$, presented in Table 3-1, note 15. Previous values in Table, $\Delta_f H = 35.8 \pm 1.5$ kcal mol^{-1} and $\Delta S = 94 \pm 5$ $\text{cal K}^{-1} \text{mol}^{-1}$, were taken from a single study.² The most stable structure among the Cl_2O_3 isomers is calculated to be ClOCl(O)O .²⁶ A density functional/G3 calculation led to a 298 K enthalpy of 31.7 kcal mol^{-1} .²²
- HOCl** Enthalpy value from an evaluation of the experimental data.¹⁰ Entropy and the enthalpy difference from JANAF evaluation.³ An enthalpy value of -18.1 ± 0.3 kcal mol^{-1} has been calculated by coupled-cluster theory with correlation consistent basis sets and corrections for core-valence, relativistic, and anharmonic effects.⁷ A calculation of the isodesmic reaction $\text{HOF} + \text{OH} \rightarrow \text{FO} + \text{H}_2\text{O}$ at the W4.2 level of theory leads to $\Delta_f H_{298}^\circ = -76.1 \pm 0.6$ kJ mol^{-1} and $\Delta_f H_0^\circ = -73.4 \pm 0.6$ kJ mol^{-1} .¹² A re-evaluation of the spectroscopic results, along with a newer value for the OH enthalpy, has led to a recommended value of $\Delta_f H_0^\circ = -73.99 \pm 0.12$ kJ mol^{-1} .¹¹
- HOCIO** A calculation of the isodesmic reaction $\text{HOCIO} + \text{ClO} \rightarrow \text{HOCl} + \text{OCIO}$ at the W4lite level of theory provided the selected enthalpy values.¹²
- HOCIO₂** The total atomization energy was calculated at the W2.2 level of theory and then corrected to provide an estimated W4lite value, leading to the selected enthalpy values.¹²
- HOCIO₃** The total atomization energy was calculated at the W2.2 level of theory, leading to the selected enthalpy values.¹²
- ClF** Taken from review of Gurvich et al.⁹ The JANAF Tables give $\Delta_f H_0^\circ = -50.2 \pm 0.4$ kJ mol^{-1} , $\Delta_f H_{298}^\circ = -50.3 \pm 0.4$ kJ mol^{-1} , and $S^\circ = 217.938$ J mol^{-1} .³ A study in which the total atomization energy was calculated using a composite electronic structure approach based on CCSD(T) and extrapolated to the complete basis set limit with a two-point extrapolation scheme, Q5. Additional corrections included zero-point energy, core-valence effect, for scalar relativistic effects, and spin-orbit corrections, gave $\Delta_f H_{298}^\circ = -54.8$ kJ mol^{-1} .²⁴
- ClOF** The total atomization energy was calculated using a composite electronic structure approach based on CCSD(T) and extrapolated to the complete basis set limit with a two-point extrapolation scheme, Q5. Additional corrections included zero-point energy, core-valence effect, for scalar relativistic effects, and spin-orbit corrections.²⁴
- ClO₂F** The total atomization energy was calculated using a composite electronic structure approach based on CCSD(T) and extrapolated to the complete basis set limit with a two-point extrapolation scheme, Q5. Additional corrections included zero-point energy, core-valence effect, for scalar relativistic effects, and spin-orbit corrections.²⁴
- (1) Barker, J. R.; Ortiz, N. F.; Preses, J. M.; Lohr, L. L.; Maranzana; Stimac, P. J.; Nguyen, L. T. MultiWell; 2009.1 ed.; University of Michigan: Ann Arbor, MI, 2009.
 - (2) Burkholder, J. B.; Mauldin, R. L.; Yokelson, R. J.; Solomon, S.; Ravishankara, A. R. Kinetic, thermodynamic, and spectroscopic study of Cl_2O_3 . *J. Phys. Chem.* **1993**, *97*, 7597-7605.

- (3) Chase, M. W. NIST-JANAF thermochemical tables. *J. Phys. Chem. Ref. Data* **1998**, *Monograph 9*.
- (4) Cox, J. D.; Wagman, D. D.; Medvedev, V. A. *CODATA Key Values for Thermodynamics*; Hemisphere Publishing Corp.: New York, 1989.
- (5) Coxon, J. A.; Ramsay, D. A. The $A^2\Pi_i-X^2\Pi_i$ band system of ClO: Reinvestigation of the absorption spectrum. *Can. J. Phys.* **1976**, *54*, 1034-1042, doi:10.1139/p76-122.
- (6) Delmdahl, R. F.; Parker, D. H.; Eppink, A. T. J. B. Short wavelength photolysis of jet-cooled $OCIO(^2A_2v_1>20) \rightarrow ClO(X^2\Pi_{\Omega,v},J) + O(^3P_J)$. *J. Chem. Phys.* **2001**, *114*, 8339-8346, doi:10.1063/1.1367393.
- (7) Denis, P. A. Thermochemistry of the hypobromous and hypochlorous acids, HOBr and HOCl. *J. Phys. Chem. A* **2006**, *110*, 5887-5892, doi:10.1021/jp056950u.
- (8) Grant, D. J.; Garner, E. B.; Matus, M. H.; Nguyen, M. T.; Peterson, K. A.; Francisco, J. S.; Dixon, D. A. Thermodynamic properties of the XO_2 , X_2O , XYO , X_2O_2 , and XYO_2 (X, Y = Cl, Br and I) isomers. *J. Phys. Chem. A* **2010**, *114*, 4254-4265, doi:10.1021/jp911320p.
- (9) Gurvich, L. V.; Veyts, I. V.; Alcock, C. B. *Thermodynamic Properties of Individual Substances*, Fourth ed.; Hemisphere Publishing Corp.: New York, 1991; Vol. 2.
- (10) Hassanzadeh, P.; Irikura, K. K. Nearly ab initio thermochemistry: The use of reactions schemes. Application to IO and HOI. *J. Phys. Chem. A* **1997**, *101*, 1580-1587.
- (11) Joens, J. A. The dissociation energy of $OH(X^2P_{3/2})$ and the enthalpy of formation of $OH(X^2\Pi_{3/2})$, ClOH, and BrOH from thermochemical cycles. *J. Phys. Chem. A* **2001**, *105*, 11041-11044, doi:10.1021/jp011833u.
- (12) Karton, A.; Parthiban, S.; Martin, J. M. L. Post-CCSD(T) ab initio thermochemistry of halogen oxides and related hydrides XOX , $XOOX$, HOX , XO_n , and HXO_n (X = F, Cl), and evaluation of DFT methods for these systems. *J. Phys. Chem. A* **2009**, *113*, 4802-4816, doi:10.1021/jp8087435.
- (13) Lee, S. Y. Computational study of enthalpies of formation of OXO (X = Cl, Br, and I) and their anions. *J. Phys. Chem. A* **2004**, *108*, 10754-10761, doi:10.1021/jp0467550.
- (14) Lee, T. J.; Rendell, A. P. Ab initio characterization of ClOOH: Implications for atmospheric chemistry. *J. Phys. Chem.* **1993**, *97*, 6999-7002, doi:10.1021/j100129a014.
- (15) Li, W. K.; Ng, C. Y. Gaussian-2 ab initio study of isomeric Cl_2O_2 and $Cl_2O_2^+$ and their dissociation reactions. *J. Phys. Chem. A* **1997**, *101*, 113-115.
- (16) Matus, M. H.; Nguyen, M. T.; Dixon, D. A.; Peterson, K. A.; Francisco, J. S. ClClO₂ is the most stable isomer of Cl₂O₂. Accurate coupled cluster energetics and electronic spectra of Cl₂O₂ isomers. *J. Phys. Chem. A* **2008**, *112*, 9623-9627, doi:10.1021/jp806220r.
- (17) Nickolaisen, S. L.; Friedl, R. R.; Sander, S. P. Kinetics and mechanism of the ClO + ClO reaction: Pressure and temperature dependences of the bimolecular and termolecular channels and thermal decomposition of chlorine peroxide, ClOCl. *J. Phys. Chem.* **1994**, *98*, 155-169, doi:10.1021/j100052a027.
- (18) Peterson, K. A.; Shepler, B. C.; Figgen, D.; Stoll, H. On the spectroscopic and thermochemical properties of ClO, BrO, IO, and their anions. *J. Phys. Chem. A* **2006**, *110*, 13877-13883, doi:10.1021/jp065887l.
- (19) Plenge, J.; Kühl, S.; Vogel, B.; Müller, R.; Stroh, F.; von Hobe, M.; Flesch, R.; Rühl, E. Bond strength of chlorine peroxide. *J. Phys. Chem. A* **2005**, *109*, 6730-6734, doi:10.1021/jp044142h.
- (20) Ruscic, B.; Pinzon, R. E.; Morton, M. L.; von Laszewski, G.; Bittner, S. J.; Nijssure, S. G.; Amin, K. A.; Minkoff, M.; Wagner, A. F. Introduction to active thermochemical tables: Several "key" enthalpies of formation revisited. *J. Phys. Chem. A* **2004**, *108*, 9979-9997, doi:10.1021/jp047912y.
- (21) Shenyavskaya, E. A.; Yungman, V. S. NIST-JANAF thermochemical tables. III. Diatomic hydrogen halide gases. *J. Phys. Chem. Ref. Data* **2004**, *33*, 923-957, doi:10.1063/1.1638781.
- (22) Sicre, J. E.; Cobos, C. J. Thermochemistry of the higher chlorine oxides ClO_x (x = 3,4) and Cl₂O_x (x = 3 - 7). *J. Mol. Struct. (Theochem)* **2003**, *620*, 215-226.
- (23) Suma, K.; Sumiyoshi, Y.; Endo, Y.; Enami, S.; Aloisio, S.; Hashimoto, S.; Kawasaki, M.; Nishida, S.; Matsumi, Y. Equilibrium constants of the reaction of Cl with O₂ in the formation of ClOO. *J. Phys. Chem. A* **2004**, *108*, 8096-8099, doi:10.1021/jp049124e.
- (24) Thanthiriwate, K. S.; Vasiliu, M.; Dixon, D. A.; Christe, K. O. Structural and energetic properties of closed shell XF_n (X = Cl, Br, and I; n = 1-7) and XO_nF_m (X = Cl, Br, and I; n =

1–3; $m = 0–6$) molecules and ions leading to stability predictions for yet unknown compounds. *Inorg. Chem.* **2012**, *51*, 10966-10982, doi:10.1021/ic301438b.

- (25) Zhu, R. S.; Lin, M. C. *Ab initio* studies of ClO_x reactions. IV. Kinetics and mechanism for the self-reaction of ClO radicals. *J. Chem. Phys.* **2003**, *118*, 4094-4106, doi:10.1063/1.1540623.
- (26) Zhu, R. S.; Lin, M. C. *Ab initio* studies of ClO_x reactions. VII. Isomers of Cl₂O₃ and their roles in the ClO + OClO reaction. *J. Chem. Phys.* **2003**, *118*, 8645-8655, doi:10.1063/1.1565315.

Note 30: *Inorganic compounds containing Cl, O, and N*

[Back to Table](#)

- CINO** Taken from review of Gurvich et al.⁴ The JANAF Tables give $\Delta_f H_0^\circ = 53.6 \text{ kJ mol}^{-1}$, $\Delta_f H_{298}^\circ = 51.7 \text{ kJ mol}^{-1}$, and $S^\circ = 261.680 \text{ J mol}^{-1.2}$
- CINO₂** The equilibrium geometry was calculated at the CCSD(T)/cc-pVQZ level of theory, while the energy was calculated by summing various contributions calculated at the CCSC(T) level with the use of various basis sets.⁸ The previous value, $\Delta_f H_{298}^\circ = 52.7 \pm 0.5 \text{ kJ mol}^{-1}$, was taken from review of Gurvich et al.⁴ The JANAF Tables give $\Delta_f H_0^\circ = 17.5 \text{ kJ mol}^{-1}$, $\Delta_f H_{298}^\circ = 12.1 \text{ kJ mol}^{-1}$, and $S^\circ = 272.187 \text{ J mol}^{-1.2}$
- cis-CIONO** The equilibrium geometry was calculated at the CCSD(T)/cc-pVQZ level of theory, while the energy was calculated by summing various contributions calculated at the CCSC(T) level with the use of various basis sets.⁸ The previous value, $\Delta_f H_{298}^\circ = 64.6 \text{ kJ mol}^{-1}$, was predicted based on isodesmic reactions at the CCSD(T) level of theory.⁵
- trans-CIONO**
The equilibrium geometry was calculated at the CCSD(T)/cc-pVQZ level of theory, while the energy was calculated by summing various contributions calculated at the CCSC(T) level with the use of various basis sets.⁸ The previous value, $\Delta_f H_{298}^\circ = 75.3 \text{ kJ mol}^{-1}$, was predicted based on isodesmic reactions at the CCSD(T) level of theory.⁵
- cis, perp-CIO₂NO**
Enthalpy calculated at MP2 level of theory using basis sets ranging from 6-31G(d) to 6-311G(2df,2p).⁷ A G3//B3LYP study gave enthalpies at 0 K and 298 K of 32.5 and 31.5 kcal mol⁻¹, respectively.⁶
- trans, perp-CIO₂NO**
Enthalpy calculated at MP2 level of theory using basis sets ranging from 6-31G(d) to 6-311G(2df,2p).⁷ A G3//B3LYP study gave enthalpies at 0 K and 298 K of 34.4 and 33.2 kcal mol⁻¹, respectively.⁶
- CIONO₂** The equilibrium geometry was calculated at the CCSD(T)/cc-pVQZ level of theory, while the energy was calculated by summing various contributions calculated at the CCSC(T) level with the use of various basis sets.⁸ The previous value, $\Delta_f H_{298}^\circ = 22.9 \pm 2.0 \text{ kJ mol}^{-1}$, was derived from a study of the thermal dissociation of ClONO₂.¹ Enthalpy values obtained from the atomization energy obtained using the G3//B3LYP level of theory are $\Delta_f H_0^\circ = 7.0 \text{ kcal mol}^{-1}$ and $\Delta_f H_{298}^\circ = 5.5 \text{ kcal mol}^{-1.6}$
- cis,perp-CIOONO**
The equilibrium geometry was calculated at the CCSD(T)/cc-pVQZ level of theory, while the energy was calculated by summing various contributions calculated at the CCSC(T) level with the use of various basis sets.⁸ The previous value, $\Delta_f H_{298}^\circ = 132 \text{ kJ mol}^{-1}$, was obtained from the atomization energy obtained using the G3//B3LYP level of theory.⁶
- trans, perp-CIOONO**
The equilibrium geometry was calculated at the CCSD(T)/cc-pVQZ level of theory, while the energy was calculated by summing various contributions calculated at the CCSC(T) level with the use of various basis sets.⁸ The previous value, $\Delta_f H_{298}^\circ = 132 \text{ kJ mol}^{-1}$, was obtained from the atomization energy obtained using the G3//B3LYP level of theory.⁶
- trans, perp-OCIONO**

Value obtained from the atomization energy obtained using the G3//B3LYP level of theory.⁶

O₂CIONO₂ Based on a study of the recombination of OCIO and NO₃, leading to a bond strength of 18±3 kcal mol⁻¹.³

NH₂Cl, NHCl₂, NCl₃, chloramines

Geometries were optimized at the (AE)-CCSD(T)/AVQZ level of theory and zero-point energies computed at the B2PLYPD/AVQZ level. For the electronic energies, a calculational protocol termed TA14 was adapted from the W3, W4, and FPD protocols. Enthalpies of formation were determined from the total atomization energies.⁹

- (1) Anderson, L. C.; Fahey, D. W. Studies with ClONO₂: Thermal dissociation rate and catalytic conversion to NO using an NO/O₃ chemiluminescence detector. *J. Phys. Chem.* **1990**, *94*, 644-652.
- (2) Chase, M. W. NIST-JANAF thermochemical tables. *J. Phys. Chem. Ref. Data* **1998**, *Monograph 9*.
- (3) Friedl, R. R.; Sander, S. P.; Yung, Y. L. Chloryl nitrate: A novel product of the OCIO + NO₃ + M recombination. *J. Phys. Chem.* **1992**, *96*, 7490-7493.
- (4) Gurvich, L. V.; Veyts, I. V.; Alcock, C. B. *Thermodynamic Properties of Individual Substances*, Fourth ed.; Hemisphere Publishing Corp.: New York, 1991; Vol. 2.
- (5) Lee, T. J. *Ab initio* characterization of ClNO₂, *cis*-ClONO, and *trans*-ClONO. *J. Phys. Chem.* **1994**, *98*, 111-115, doi:10.1021/j100052a019.
- (6) Lesar, A.; Prebil, S.; Hodošček, M. *Ab initio* characterization of ClNO₃ isomers. *J. Phys. Chem. A* **2003**, *107*, 9168-9174, doi:10.1021/jp030192v.
- (7) McGrath, M. P.; Rowland, F. S. Determination of the barriers to internal rotation in ONOOX (X = H, Cl) and characterization of the minimum energy conformers. *J. Phys. Chem.* **1994**, *98*, 1061-1067, doi:10.1021/j100055a004.
- (8) Szakács, P.; Csontos, J.; Das, S.; Kállay, M. High-accuracy theoretical thermochemistry of atmospherically important nitrogen oxide derivatives. *J. Phys. Chem. A* **2011**, *115*, 3144-3153, doi:10.1021/jp112116x.
- (9) Trogolo, D.; Arey, J. S. Benchmark thermochemistry of chloramines, bromamines, and bromochloramines: halogen oxidants stabilized by electron correlation. *Phys. Chem. Chem. Phys.* **2015**, *17*, 3584-3598, doi:10.1039/c4cp03987d.

Note 31: Compounds containing one C and one or more Cl and H

[Back to Table](#)

CCl Geometry optimization was carried out at the CCSD(T) level of theory with the cc-pZQZ basis set. Enthalpy was calculated using the HEAT protocols, which involves summing a number of individual CCSD(T) energies with the basis set limited HF energy, along with other contributions.¹

CHCl Calculated for the X¹A' state. The triplet-singlet energy gap is estimated to be 2170±40 cm⁻¹. Enthalpy determined by calculating the enthalpy of the reaction CH₂ + HCl → HCCl + H₂. Calculations involved the focal-point approach, based on methods up to CCSDTQ and basis sets ranging from aug-cc-pVDZ to aug-cc-pV6Z, extrapolated to the complete basis set limit.¹² Enthalpy obtained using the computed enthalpy of a reaction of the type: CH₂(¹A₁) + CH₃X + CH₃Y ↔ CXY(¹A₁) + 2CH₄ results in Δ_fH₂₉₈⁰ = 320 kJ mol⁻¹ at the QCISD(T)/6-311+G(3df,2p)//QCISD/6-311G(d,p) level of theory. Calculations also done at the G2 level.⁹ Previous recommendation was based on combining experimental chloride dissociation energies from the parent anion, prior experimental measurements, and G2 calculations.⁷ Entropy values from Gurvich et al. review.² A computational study with geometry optimization carried out at the CCSD(T) level of theory with the cc-pZQZ basis set, followed by an enthalpy calculation using the HEAT protocols, led to Δ_fH₀⁰ = 320.1±2.3 kJ mol⁻¹, Δ_fH₂₉₈⁰ = 320.3±2.3 kJ mol⁻¹, and S = 234.6±1.5 J K⁻¹ mol⁻¹.¹ The enthalpy difference was used to calculate the 0 K value in the Table.

CH₂Cl Measured rate constant for the reaction of the radical with HBr, combined with previous measurements on the reverse reaction, with thermodynamic values obtained through a second-

law analysis.¹¹ A QCISD(T)/6-311+G(3df,2p) isodesmic study resulted in an enthalpy of 117.0 ± 4.1 kJ mol⁻¹.¹⁰ A dissociative photoionization study of CH₂ClBr results in an enthalpy of 110.7 kJ mol⁻¹.⁵ A computational study with geometry optimization carried out at the CCSD(T) level of theory with the cc-pZQZ basis set, followed by an enthalpy calculation using the HEAT protocols, led to $\Delta_f H_0^\circ = 119.4 \pm 2.7$ kJ mol⁻¹, $\Delta_f H_{298}^\circ = 116.0 \pm 2.7$ kJ mol⁻¹, and $S = 236.3 \pm 1.5$ J K⁻¹ mol⁻¹.¹ The enthalpy difference was used to calculate the 0 K value in the Table.

- CH₃Cl** Enthalpy from Manion evaluation.⁶ Entropy from Thermodynamics Research Center evaluation.⁸ A computational study with geometry optimization carried out at the CCSD(T) level of theory with the cc-pZQZ basis set, followed by an enthalpy calculation using the HEAT protocols, led to $\Delta_f H_0^\circ = -74.3 \pm 3.1$ kJ mol⁻¹, $\Delta_f H_{298}^\circ = -82.6 \pm 3.1$ kJ mol⁻¹, and $S = 234.0 \pm 1.5$ J K⁻¹ mol⁻¹.¹ The enthalpy difference was used to calculate the 0 K value in the Table.
- CCl₂** Calculated for the X¹A' state. The triplet-singlet energy gap is estimated to be 7045 ± 60 cm⁻¹. Enthalpy determined by calculating the enthalpy of the reaction $\text{CH}_2 + 2\text{HCl} \rightarrow \text{CCl}_2 + 2\text{H}_2$. Calculations involved the focal-point approach, based on methods up to CCSDTQ and basis sets ranging from aug-cc-pVDZ to aug-cc-pV6Z, extrapolated to the complete basis set limit.¹² Enthalpy obtained using the computed enthalpy of a reaction of the type: $\text{CH}_2(^1\text{A}_1) + \text{CH}_3\text{X} + \text{CH}_3\text{Y} \rightarrow \text{CXY}(^1\text{A}_1) + 2\text{CH}_4$ results in $\Delta_f H_{298}^\circ = 230$ kJ mol⁻¹ at the QCISD(T)/6-311+G(3df,2p)/QCISD/6-311G(d,p) level of theory. Calculations also done at the G2 level.⁹ Previous recommendation (55.0 ± 2.0 kcal mol⁻¹) based on combining experimental chloride dissociation energies from the parent anion, prior experimental measurements, and G2 calculations.⁷ Entropy values from Gurvich et al. review.² A computational study with geometry optimization carried out at the CCSD(T) level of theory with the cc-pZQZ basis set, followed by an enthalpy calculation using the HEAT protocols, led to $\Delta_f H_0^\circ = 229.0 \pm 1.9$ kJ mol⁻¹, $\Delta_f H_{298}^\circ = 230.1 \pm 1.9$ kJ mol⁻¹, and $S = 264.5 \pm 1.5$ J K⁻¹ mol⁻¹.¹ The enthalpy difference was used to calculate the 0 K value in the Table.
- CHCl₂** Measured rate constant for the reaction of the radical with HBr, combined with previous measurements on the reverse reaction, with thermodynamic values obtained through a second-law analysis.¹¹ A QCISD(T)/6-311+G(3df,2p) isodesmic study resulted in an enthalpy of 91.1 ± 4.1 kJ mol⁻¹.¹⁰ A computational study with geometry optimization carried out at the CCSD(T) level of theory with the cc-pZQZ basis set, followed by an enthalpy calculation using the HEAT protocols, led to $\Delta_f H_0^\circ = 91.2 \pm 4.8$ kJ mol⁻¹, $\Delta_f H_{298}^\circ = 88.8 \pm 5.8$ kJ mol⁻¹, and $S = 280.7 \pm 6.5$ J K⁻¹ mol⁻¹.¹ The enthalpy difference was used to calculate the 0 K value in the Table.
- CH₂Cl₂** Enthalpy from Manion evaluation.⁶ Entropy from Thermodynamics Research Center evaluation.⁸ A computational study with geometry optimization carried out at the CCSD(T) level of theory with the cc-pZQZ basis set, followed by an enthalpy calculation using the HEAT protocols, led to $\Delta_f H_0^\circ = -86.5 \pm 4.2$ kJ mol⁻¹, $\Delta_f H_{298}^\circ = -93.7 \pm 4.2$ kJ mol⁻¹, and $S = 269.7 \pm 1.5$ J K⁻¹ mol⁻¹.¹ The enthalpy difference was used to calculate the 0 K value in the Table.
- CCl₃** A third-law determination based on the reaction $\text{CCl}_3 + \text{Br}_2 \leftrightarrow \text{CCl}_3\text{Br} + \text{Br}$, re-evaluating the kinetics of the reverse reaction and using spectroscopic data to calculate the entropy.⁴ A QCISD(T)/6-311+G(3df,2p) isodesmic study resulted in an enthalpy of 72.2 ± 4.1 kJ mol⁻¹.¹⁰ A computational study with geometry optimization carried out at the CCSD(T) level of theory with the cc-pZQZ basis set, followed by an enthalpy calculation using the HEAT protocols, led to $\Delta_f H_0^\circ = 73.7 \pm 4.9$ kJ mol⁻¹, $\Delta_f H_{298}^\circ = 73.1 \pm 4.9$ kJ mol⁻¹, and $S = 301.3 \pm 1.5$ J K⁻¹ mol⁻¹.¹ The enthalpy difference was used to calculate the 0 K value in the Table.
- CHCl₃** Enthalpy from Manion evaluation.⁶ Entropy from Thermodynamics Research Center evaluation.⁸ A computational study with geometry optimization carried out at the CCSD(T) level of theory with the cc-pZQZ basis set, followed by an enthalpy calculation using the HEAT protocols, led to $\Delta_f H_0^\circ = 94.6 \pm 5.3$ kJ mol⁻¹, $\Delta_f H_{298}^\circ = -99.7 \pm 5.3$ kJ mol⁻¹, and $S =$

294.8±1.5 J K⁻¹ mol⁻¹.¹ The enthalpy difference was used to calculate the 0 K value in the Table.

CCl₄ Enthalpy from Manion evaluation.⁶ Entropy from Thermodynamics Research Center evaluation.⁸ A computational study with geometry optimization carried out at the CCSD(T) level of theory with the cc-pZQZ basis set, followed by an enthalpy calculation using the HEAT protocols, led to $\Delta_f H_0^\circ = -88.8 \pm 6.4$ kJ mol⁻¹, $\Delta_f H_{298}^\circ = -91.0 \pm 6.4$ kJ mol⁻¹, and $S = 308.6 \pm 1.5$ J K⁻¹ mol⁻¹.¹ The enthalpy difference was used to calculate the 0 K value in the Table. Experimental data from threshold PEPICO studies of halogenated methanes were combined with *ab initio* calculations of isodesmic and exchange reactions into a thermochemical network, leading to $\Delta_f H_0^\circ = -94.0 \pm 3.2$ kJ mol⁻¹.³

- (1) Csontos, J.; Rolik, Z.; Das, S.; Kállay, M. High-accuracy thermochemistry of atmospherically important fluorinated and chlorinated methane derivatives. *J. Phys. Chem. A* **2010**, *114*, 13093-13103, doi:10.1021/jp105268m.
- (2) Gurvich, L. V.; Veyts, I. V.; Alcock, C. B. *Thermodynamic Properties of Individual Substances*, Fourth ed.; Hemisphere Publishing Corp.: New York, 1991; Vol. 2.
- (3) Harvey, J.; Tuckett, R. P.; Bodi, A. A halomethane thermochemical network from iPEPICO experiments and quantum chemical calculations. *J. Phys. Chem. A* **2012**, *116*, 9696-9705, doi:10.1021/jp307941k.
- (4) Hudgens, J. W.; Johnson, R. D.; Timonen, R. S.; Seetula, J. A.; Gutman, D. Kinetics of the reactions of CCl₃ + Br₂ and thermochemistry of CCl₃ radical and cation. *J. Phys. Chem.* **1991**, *95*, 4400-4405, doi:10.1021/j100164a043.
- (5) Li, J.; Yang, J.; Mo, Y. X.; Lau, K. C.; Qian, X. M.; Song, Y.; Liu, J. B.; Ng, C. Y. Combined vacuum ultraviolet laser and synchrotron pulsed field ionization study of CH₂BrCl. *J. Chem. Phys.* **2007**, *126*, 184304, doi:10.1063/1.2730829.
- (6) Manion, J. A. Evaluated enthalpies of formation of the stable closed shell C1 and C2 chlorinated hydrocarbons. *J. Phys. Chem. Ref. Data* **2002**, *31*, 123-172.
- (7) Poutsma, J. C.; Paulino, J. A.; Squires, R. R. Absolute heats of formation of CHCl, CHF, and CClF. A gas-phase experimental and G2 theoretical study. *J. Phys. Chem. A* **1997**, *101*, 5327-5336.
- (8) Rodgers, A. S.; Chao, J.; Wilhoit, R. C.; Zwolinski, B. J. Ideal gas thermodynamic properties of eight chloro- and fluoromethanes. *J. Phys. Chem. Ref. Data* **1974**, *3*, 117-140.
- (9) Schwartz, M.; Marshall, P. An ab initio investigation of halocarbenes. *J. Phys. Chem. A* **1999**, *103*, 7900-7906.
- (10) Schwartz, M.; Peebles, L. R.; Berry, R. J.; Marshall, P. A computational study of chlorofluoromethyl radicals *J. Chem. Phys.* **2003**, *118*, 557-564, doi:10.1063/1.1524157.
- (11) Seetula, J. A. Kinetics and thermochemistry of the R + HBr ⇌ RH + Br (R = CH₂Cl, CHCl₂, CH₃CHCl or CH₃CCl₂) equilibrium. *J. Chem. Soc. Faraday Trans.* **1996**, *92*, 3069-3078.
- (12) Tarczay, G.; Miller, T. A.; Czakó, G.; Császár, A. G. Accurate ab initio determination of spectroscopic and thermochemical properties of mono- and dichlorocarbenes. *Phys. Chem. Chem. Phys.* **2005**, *7*, 2881-2893, doi:10.1039/b506790a.

Note 32: *Compounds containing one C and one or more Cl, H, and O* [Back to Table](#)

CClH₂O and CClH₂OH

The enthalpies of formation based on isodesmic reactions calculated at the MP2/6-31G(d,p) level of theory.¹¹

CClO Second- and third-law analyses of the equilibration kinetics for the reaction Cl + CO ↔ ClCO led to $\Delta_r H_{298}^\circ = -7.7 \pm 0.6$ kcal mol⁻¹, $\Delta_r H_0^\circ = -6.9 \pm 0.7$ kcal mol⁻¹, and $\Delta_r S_{298}^\circ = -23.8 \pm 2.0$ cal mol⁻¹ K⁻¹.⁹ See also Table 3-1, Note 12. (Previous enthalpy value had a sign error.) A shock-tube study of the thermal decomposition of COCl₂ led to a value of $\Delta_r H_0^\circ = -6.3 \pm 1.0$ kcal mol⁻¹.⁷ Entropy value cited derived by using standard statistical mechanic methods.⁹

- CHClO** The enthalpy values are taken from a CCSDT(Q) calculation, with structure optimized using the cc-pVQZ basis set.⁸ The previous $\Delta_f H_{298}^\circ = -164 \pm 20 \text{ kJ mol}^{-1}$ was estimated in the Gurvich et al. review.³ Entropy was based on spectroscopic studies.³
- CH₂OCl** Molecular properties determined at the MP2/6-31G(p,d), B3LYP/6-31G(d,p), and MP2/6-31G(d) level with single-point energy calculations at B3LYP/6-311+G(3df,2p) levels. Enthalpy based on four isodesmic reactions calculated at the CBS-Q/MP2/6-31(G(d,p) level.¹
- CH₃OCl** Molecular properties determined at the B3LYP/6-31G(d,p) level, with single-point calculations at this and the B3LYP/6-311+G(3df,2p), QCISD(T)/6-31G(d,p), and CBS-Q levels. Enthalpies determined using several working reactions.⁴
- CH₂ClO₂** Based on a re-analysis of previous equilibrium data on $R + O_2 \leftrightarrow RO_2$ from the same laboratory.⁵
- CH₂ClOOH** Molecular geometries determined at the B3LYP/6-31G(d,p) level of theory and electronic energies obtained through single-point calculations at the CBSQ level. Enthalpy of formation determined using five reaction schemes, three of which were isodesmic.¹³ A study in which geometry optimization and frequency calculations were performed at the MP2/6-31G(d) and the B3LYP/6-311++G(d,p) levels of theory, with a single-point energy calculation at the CCSD(T)/6-311++G(d,p)/B3LYP/6-311++G(d,p) level.⁶ The dissociation energy into HO₂ and the alkyl radical was then evaluated and used, after thermal correction, to calculate $\Delta_f H_{298}^\circ = -174 \text{ kJ mol}^{-1}$, after adjustment to the values for CH₃ and HO₂ from the present Table.
- CCl₂O** Taken from “The Chemical Thermodynamics of Organic Compounds”.¹² Pedley review gives an enthalpy value of $-219.1 \pm 0.5 \text{ kJ mol}^{-1}$.¹⁰
- CCl₂HO and CCl₂HOH** The enthalpies of formation are based on isodesmic reactions calculated at the MP2/6-31G(d,p) level of theory.¹¹
- CHCl₂O₂** Based on a re-analysis of previous equilibrium data on $R + O_2 \leftrightarrow RO_2$ from the same laboratory.⁵
- CH₂ClOCl** Molecular properties determined at the B3LYP/6-31G(d,p) level, with single-point calculations at this and the B3LYP/6-311+G(3df,2p), QCISD(T)/6-31G(d,p), and CBS-Q levels. Enthalpies determined using several working reactions.⁴
- CHCl₂OOH** Molecular geometries determined at the B3LYP/6-31G(d,p) level of theory and electronic energies obtained through single-point calculations at the CBSQ level. Enthalpy of formation determined using five reaction schemes, three of which were isodesmic.¹³
- CHCl₂OCl** Molecular properties determined at the B3LYP/6-31G(d,p) level, with single-point calculations at this and the B3LYP/6-311+G(3df,2p), QCISD(T)/6-31G(d,p), and CBS-Q levels. Enthalpies determined using several working reactions.⁴
- CCl₃O and CCl₃OH** Enthalpies of formation are based on isodesmic reactions calculated at the MP2/6-31G(d,p) level of theory.¹¹
- CCl₃O₂** Based on a re-analysis of previous equilibrium data on $R + O_2 \leftrightarrow RO_2$ from the same laboratory.⁵
- CCl₃OOH** Molecular geometries determined at the B3LYP/6-31G(d,p) level of theory and electronic energies obtained through single-point calculations at the CBSQ level. Enthalpy of formation determined using five reaction schemes, three of which were isodesmic.¹³
- CCl₃OCl** Molecular properties determined at the B3LYP/6-31G(d,p) level, with single-point calculations at this and the B3LYP/6-311+G(3df,2p), QCISD(T)/6-31G(d,p), and CBS-Q levels.

Enthalpies determined using several working reactions.⁴ $\Delta_f H_{298}^\circ = -146.6 \text{ kJ mol}^{-1}$ from a G2 calculation of the total energy of formation from the gas-phase elements.²

- (1) Bozzelli, J. W.; Jung, D. Theoretical investigation on stability of the C•H₂OCl radical. *J. Phys. Chem. A* **2001**, *105*, 3941-3946, doi:10.1021/jp003401+.
- (2) Brudnik, K.; Jodkowski, J. T.; Nowek, A.; Leszczynski, J. Kinetics of the formation reactions of trichloro- and tribromomethyl hypohalites and alcohols in the gas-phase: Theoretical study *Chem. Phys. Lett.* **2007**, *435*, 194-200, doi:10.1016/j.cplett.2006.12.079.
- (3) Gurvich, L. V.; Veyts, I. V.; Alcock, C. B. *Thermodynamic Properties of Individual Substances.*, Fourth ed.; Hemisphere Publishing Corp.: New York, 1991; Vol. 2.
- (4) Jung, D.; Chen, C. J.; Bozzelli, J. W. Structures, rotation barrier, and thermodynamic properties $\Delta_f H_{298}^\circ$, S_{298}° , and $C_p(T)$ of chloromethyl hypochlorites CH₃OCl, CH₂ClOCl, and CCl₃OCl. *J. Phys. Chem. A* **2000**, *104*, 9581-9590, doi:10.1021/jp001469j.
- (5) Knyazev, V. D.; Slagle, I. R. Thermochemistry of the R-O₂ bond in alkyl and chloroalkyl peroxy radicals. *J. Phys. Chem. A* **1998**, *102*, 1770-1778.
- (6) Kosmas, A. M.; Mpellos, C.; Salta, Z.; Drougas, E. Structural and heat of formation studies of halogenated methyl hydro-peroxides. *Chem. Phys.* **2010**, *371*, 36-42, doi:10.1016/j.chemphys.2010.03.026.
- (7) Lim, K. P.; Michael, J. V. Thermal decomposition of COCl₂. *J. Phys. Chem.* **1994**, *98*, 211-215, doi:10.1021/j100052a035.
- (8) Nagy, B.; Csontos, J.; Kállay, M.; Tasi, G. High-accuracy theoretical study on the thermochemistry of several formaldehyde derivatives. *J. Phys. Chem. A* **2010**, *114*, 13213-13221, doi:10.1021/jp1085203.
- (9) Nicovich, J. M.; Kreutter, K. D.; Wine, P. H. Kinetics and thermochemistry of ClCO formation from the Cl + CO association reaction. *J. Chem. Phys.* **1990**, *92*, 3539-3544.
- (10) Pedley, J. B. *Thermochemical Data and Structures of Organic Compounds*; Thermodynamics Data Center: College Station, TX, 1994.
- (11) Schneider, W. F.; Nance, B. I.; Wallington, T. J. Bond strengths in halogenated methanes: Evidence for negative hyperconjugation. *J. Am. Chem. Soc.* **1995**, *117*, 478-485, doi:10.1021/ja00106a055.
- (12) Stull, D. R.; Westrum, E. F.; Sinke, G. C. *The Chemical Thermodynamics of Organic Compounds*; John Wiley & Sons: New York, 1969.
- (13) Sun, H.; Chen, C. J.; Bozzelli, J. W. Structures, intramolecular rotation barriers, and thermodynamic properties (enthalpies, entropies, and heat capacities) of chlorinated methyl hydroperoxides (CH₂ClOOH, CHCl₂OOH, and CCl₃OOH). *J. Phys. Chem. A* **2000**, *104*, 8270-8282, doi:10.1021/jp0013917.

Note 33: *Compounds containing one C and one or more Cl and F*

[Back to Table](#)

- CHFCl** Enthalpy derived from an analysis of thermochemical and kinetic data on the bromination of CH₂FCl.¹² A QCISD(T)/6-311+G(3df,2p) isodesmic study resulted in an enthalpy of $-63.8 \pm 4.1 \text{ kJ mol}^{-1}$.¹¹ A computational study with geometry optimization carried out at the CCSD(T) level of theory with the cc-pZQZ basis set, followed by an enthalpy calculation using the HEAT protocols, led to $\Delta_f H_0^\circ = -64.6 \pm 3.7 \text{ kJ mol}^{-1}$, $\Delta_f H_{298}^\circ = -67.8 \pm 4.7 \text{ kJ mol}^{-1}$, and $S = 273.5 \pm 6.5 \text{ J K}^{-1} \text{ mol}^{-1}$ (used in the Table).³ The enthalpy difference was used to calculate the 0 K value in the Table.
- CH₂FCl** Geometry optimization was carried out at the CCSD(T) level of theory with the cc-pZQZ basis set. Enthalpy was calculated using the HEAT protocols, which involves summing the CCSD(T) energy extrapolated to the complete basis set limit, along with several other contributions.³ Previous enthalpy from Pedley review⁷ and entropy from Thermodynamics Research Center review.¹
- CFCI** Recommendation based on combining experimental chloride dissociation energies from the parent anion, prior experimental measurements, and G2 calculations.⁸ Enthalpy obtained using the computed enthalpy of a reaction of the type: CH₂(¹A₁) + CH₃X + CH₃Y → CXY(¹A₁) + 2CH₄ results in $\Delta_f H_{298}^\circ = 29.4 \text{ kJ mol}^{-1}$ at the QCISD(T)/6-311+G(3df,2p)//QCISD/6-

311G(d,p) level of theory. Calculations also done at the G2 level.¹⁰ Entropy values from Gurvich et al. review.⁴ A computational study with geometry optimization carried out at the CCSD(T) level of theory with the cc-pZQZ basis set, followed by an enthalpy calculation using the HEAT protocols, led to $\Delta_f H_0^\circ = 32.2 \pm 2.3$ kJ mol⁻¹, $\Delta_f H_{298}^\circ = 32.0 \pm 2.3$ kJ mol⁻¹, and $S = 258.9 \pm 1.5$ J K⁻¹ mol⁻¹.³ The enthalpy difference was used to calculate the 0 K value in the Table.

- CF₂Cl** Geometry optimization was carried out at the CCSD(T) level of theory with the cc-pZQZ basis set. Enthalpy was calculated using the HEAT protocols, which involves summing the CCSD(T) energy extrapolated to the complete basis set limit, along with several other contributions.³ A photobromination study leads to $D(\text{CClF}_2\text{-H}) = 100.7 \pm 2$ kcal mol⁻¹.⁶ A QCISD(T)/6-311+G(3df,2p) isodesmic study resulted in an enthalpy of -274.7 ± 4.1 kJ mol⁻¹.¹¹
- CFCl₂** Geometry optimization was carried out at the CCSD(T) level of theory with the cc-pZQZ basis set. Enthalpy was calculated using the HEAT protocols, which involves summing the CCSD(T) energy extrapolated to the complete basis set limit, along with several other contributions.³ An enthalpy of -89.1 ± 10 kJ mol⁻¹ was derived from an analysis of thermochemical and kinetic data on the bromination of CH₂FCl.¹² A QCISD(T)/6-311+G(3df,2p) isodesmic study resulted in an enthalpy of -94.3 ± 4.1 kJ mol⁻¹.¹¹
- CHFCl₂** Geometry optimization was carried out at the CCSD(T) level of theory with the cc-pZQZ basis set. Enthalpy was calculated using the HEAT protocols, which involves summing the CCSD(T) energy extrapolated to the complete basis set limit, along with several other contributions.³ Previous enthalpy value, from the Thermodynamics Research Center review,¹ was estimated.
- CHF₂Cl** Enthalpy from Pedley⁷ review and entropy from Thermodynamics Research Center review.¹ A computational study with geometry optimization carried out at the CCSD(T) level of theory with the cc-pZQZ basis set, followed by an enthalpy calculation using the HEAT protocols, led to $\Delta_f H_0^\circ = -475.7 \pm 3.1$ kJ mol⁻¹, $\Delta_f H_{298}^\circ = -482.2 \pm 3.1$ kJ mol⁻¹, and $S = 280.5 \pm 1.5$ J K⁻¹ mol⁻¹.³ The enthalpy difference was used to calculate the 0 K value in the Table.
- CFCl₃** Enthalpy based on equilibrium measurements for the reaction $\text{CClF}_3 + 2\text{CCl}_4 \leftrightarrow 3\text{CCl}_3\text{F}$ leading to a heat of reaction of 10.59 kcal mol⁻¹, changed to reflect present enthalpy values.² Pedley review gives an enthalpy value of -268.3 ± 8.4 kJ mol⁻¹.⁷ A computational study with geometry optimization carried out at the CCSD(T) level of theory with the cc-pZQZ basis set, followed by an enthalpy calculation using the HEAT protocols, led to $\Delta_f H_0^\circ = -286.0 \pm 5.3$ kJ mol⁻¹, $\Delta_f H_{298}^\circ = -282.7 \pm 5.3$ kJ mol⁻¹, and $S = 308.6 \pm 1.5$ J K⁻¹ mol⁻¹.³ The enthalpy difference was used to calculate the 0 K value in the Table. Experimental data from threshold PEPICO studies of halogenated methanes were combined with *ab initio* calculations of isodesmic and exchange reactions into a thermochemical network, leading to $\Delta_f H_0^\circ = -285.2 \pm 3.2$ kJ mol⁻¹.⁵
- CF₂Cl₂** Enthalpy based on equilibrium measurements for the reaction $2\text{CClF}_3 + \text{CCl}_4 \leftrightarrow 3\text{CCl}_2\text{F}_2$ leading to a heat of reaction of 7.59 kcal mol⁻¹, changed to reflect present enthalpy values.² Pedley review gives an enthalpy value of -477.4 ± 7.2 kJ mol⁻¹.⁷ A computational study with geometry optimization carried out at the CCSD(T) level of theory with the cc-pZQZ basis set, followed by an enthalpy calculation using the HEAT protocols, led to $\Delta_f H_0^\circ = -487.9 \pm 4.2$ kJ mol⁻¹, $\Delta_f H_{298}^\circ = -492.1 \pm 4.2$ kJ mol⁻¹, and $S = 300.2 \pm 1.5$ J K⁻¹ mol⁻¹.³ The enthalpy difference was used to calculate the 0 K value in the Table. Experimental data from threshold PEPICO studies of halogenated methanes were combined with *ab initio* calculations of isodesmic and exchange reactions into a thermochemical network, leading to $\Delta_f H_0^\circ = -487.8 \pm 3.4$ kJ mol⁻¹.⁵
- CF₃Cl** Enthalpy from a simultaneous solution of a thermochemical network for the CF₃X species, where X = nil, H, Cl, Br, I, CF₃, CN.⁹ Entropy from recommendation of the Thermodynamics Research Center.² A computational study with geometry optimization carried out at the CCSD(T) level of theory with the cc-pZQZ basis set, followed by an enthalpy calculation

using the HEAT protocols, led to $\Delta_f H_0^\circ = -703.4 \pm 3.1$ kJ mol⁻¹, $\Delta_f H_{298}^\circ = -708.6 \pm 3.1$ kJ mol⁻¹, and $S = 284.7 \pm 1.5$ J K⁻¹ mol⁻¹.³ The enthalpy difference was used to calculate the 0 K value in the Table. Experimental data from threshold PEPICO studies of halogenated methanes were combined with *ab initio* calculations of isodesmic and exchange reactions into a thermochemical network, leading to $\Delta_f H_0^\circ = -702.1 \pm 3.5$ kJ mol⁻¹.⁵

- (1) Chen, S. S.; Rodgers, A. S.; Chao, J.; Wilhoit, R. C.; Zwolinski, B. J. Ideal gas thermodynamic properties of six fluoroethanes. *J. Phys. Chem. Ref. Data* **1975**, *4*, 441-456.
- (2) Chen, S. S.; Wilhoit, R. C.; Zwolinski, B. J. Ideal gas properties of six chlorofluoromethanes. *J. Phys. Chem. Ref. Data* **1976**, *5*, 571-580.
- (3) Csontos, J.; Rolik, Z.; Das, S.; Kállay, M. High-accuracy thermochemistry of atmospherically important fluorinated and chlorinated methane derivatives. *J. Phys. Chem. A* **2010**, *114*, 13093-13103, doi:10.1021/jp105268m.
- (4) Gurvich, L. V.; Veyts, I. V.; Alcock, C. B. *Thermodynamic Properties of Individual Substances*, Fourth ed.; Hemisphere Publishing Corp.: New York, 1991; Vol. 2.
- (5) Harvey, J.; Tuckett, R. P.; Bodi, A. A halomethane thermochemical network from iPEPICO experiments and quantum chemical calculations. *J. Phys. Chem. A* **2012**, *116*, 9696-9705, doi:10.1021/jp307941k.
- (6) Miyokawa, K.; Tschuikow-Roux, E. Reaction of atomic bromine with difluorochloromethane, The heat of formation of the CCIF₂ radical and the D^o(CCIF₂-H) bond dissociation energy. *J. Phys. Chem.* **1992**, *96*, 7328-7331, doi:10.1021/j100197a034.
- (7) Pedley, J. B. *Thermochemical Data and Structures of Organic Compounds*; Thermodynamics Data Center: College Station, TX, 1994.
- (8) Poutsma, J. C.; Paulino, J. A.; Squires, R. R. Absolute heats of formation of CHCl, CHF, and CClF. A gas-phase experimental and G2 theoretical study. *J. Phys. Chem. A* **1997**, *101*, 5327-5336.
- (9) Ruscic, B.; Michael, J. V.; Redfern, P. C.; Curtiss, L. A.; Raghavachari, K. Simultaneous adjustment of experimentally based enthalpies of formation of CF₃X, X = nil, H, Cl, Br, I, CF₃, CN, and a probe of G3 theory. *J. Phys. Chem. A* **1998**, *102*, 10889-10899.
- (10) Schwartz, M.; Marshall, P. An ab initio investigation of halocarbenes. *J. Phys. Chem. A* **1999**, *103*, 7900-7906.
- (11) Schwartz, M.; Peebles, L. R.; Berry, R. J.; Marshall, P. A computational study of chlorofluoromethyl radicals. *J. Chem. Phys.* **2003**, *118*, 557-564, doi:10.1063/1.1524157.
- (12) Tschuikow-Roux, E.; Paddison, S. Bond dissociation energies and radical heats of formation in CH₃Cl, CH₂Cl₂, CH₃Br, CH₂Br₂, CH₂FCl, and CHFCl₂. *Int. J. Chem. Kinet.* **1987**, *19*, 15-24.

Note 34: *Compounds containing one C and one or more Cl, F, and O* [Back to Table](#)

CFCIO The enthalpy values are taken from a CCSDT(Q) calculation, with structure optimized using the cc-pVQZ basis set.⁷ Previous enthalpy value of -429 ± 20 kJ mol⁻¹ estimated in the Gurvich et al. review.⁵ The recommended entropy is taken from the Gurvich et al. review.

CF₃OCl Based on photoionization study. Enthalpy presented as lower limit.¹ A G2 calculation led to an enthalpy of -768.3 kJ mol⁻¹.⁴

CCl₃OF Derived from a G2 calculation of the total energy of formation from the gas-phase elements.³

***cis-* and *trans*-FC(O)OCl**

Enthalpy computed at the G3//B3LYP/6-311++G(3df,3pd) level of theory with both atomization energies and isodesmic reactions.²

CHClFOOH and CCl₂FOOH

Geometry optimization and frequency calculations were performed at the MP2/6-31G(d) and the B3LYP/6-311++G(d,p) levels of theory, with a single-point energy calculation at the CCSD(T)/6-311++G(d,p)/B3LYP/6-311++G(d,p) level. The dissociation energy into HO₂ and the alkyl radical was then evaluated and used, after thermal correction, to calculate the enthalpy of formation at 298 K.⁶ This was adjusted to the radical values from the present Table.

- (1) Asher, R. L.; Appelman, E. H.; Tilson, J. L.; Litorja, M.; Berkowitz, J.; Ruscic, B. A photoionization study of trifluoromethanol, CF₃OH, trifluoromethyl hypofluorite, CF₃OF, and trifluoromethyl hypochlorite, CF₃OCl. *J. Chem. Phys.* **1997**, *106*, 9111-9121.
- (2) Badenes, M. P.; Croce, A. E.; Cobos, C. J. Falloff curves for the recombination reaction Cl + FC(O)O + M → FC(O)OCl + M. *J. Phys. Chem. A* **2006**, *110*, 3186-3196, doi:10.1021/jp054591x.
- (3) Brudnik, K.; Jodkowski, J. T.; Nowek, A.; Leszczynski, J. Kinetics of the formation reactions of trichloro- and tribromomethyl hypohalites and alcohols in the gas-phase: Theoretical study *Chem. Phys. Lett.* **2007**, *435*, 194-200, doi:10.1016/j.cplett.2006.12.079.
- (4) Brudnik, K.; Jodkowski, J. T.; Ratajczak, E. Kinetics of the formation reactions of trifluoromethanol and trifluoromethyl hypohalites in the gas phase. *J. Mol. Struct.* **2003**, *656*, 333-339, doi:10.1016/S0022-2860(03)00347-8.
- (5) Gurvich, L. V.; Veyts, I. V.; Alcock, C. B. *Thermodynamic Properties of Individual Substances*, Fourth ed.; Hemisphere Publishing Corp.: New York, 1991; Vol. 2.
- (6) Kosmas, A. M.; Mpellos, C.; Salta, Z.; Drougas, E. Structural and heat of formation studies of halogenated methyl hydro-peroxides. *Chem. Phys.* **2010**, *371*, 36-42, doi:10.1016/j.chemphys.2010.03.026.
- (7) Nagy, B.; Csontos, J.; Kállay, M.; Tasi, G. High-accuracy theoretical study on the thermochemistry of several formaldehyde derivatives. *J. Phys. Chem. A* **2010**, *114*, 13213-13221, doi:10.1021/jp1085203.

Note 35: *Compounds containing two C and one or more Cl*

[Back to Table](#)

- C₂HCl** Enthalpy from Manion evaluation based on calculations involving isodesmic reactions.⁴
- C₂H₃Cl** Enthalpy from Manion evaluation.⁴ Pedley review gives an enthalpy value of 37.2±1.2 kJ mol⁻¹.⁷
- CH₂CH₂Cl** Measured rate constant for the reaction of the radical with HBr, combined with previous measurements on the reverse reaction, with thermodynamic values obtained through a second-law analysis.¹⁰
- CH₃CHCl** Measured rate constant for the reaction of the radical with HBr, combined with previous measurements on the reverse reaction, with thermodynamic values obtained through a second-law analysis.⁹
- CH₃CH₂Cl** Enthalpy from Manion evaluation.⁴ Entropy from a Thermodynamics Research Center evaluation.¹
- C₂Cl₂** Enthalpy from Manion evaluation based on calculations involving isodesmic reactions.⁴
- CH₂CCl₂** Enthalpy from Manion evaluation.⁴ Pedley review gives an enthalpy value of 2.8±1.3 kJ mol⁻¹.⁷
- cis-CHClCHCl**
Enthalpy from Manion evaluation.⁴ Pedley review gives an enthalpy value of 4.6±8.4 kJ mol⁻¹.⁷
- trans-CHClCHCl**
Enthalpy from Manion evaluation.⁴ Pedley review gives an enthalpy value of 5.0±8.4 kJ mol⁻¹.⁷
- CH₃CCl₂** Measured rate constant for the reaction of the radical with HBr, combined with previous measurements on the reverse reaction, with thermodynamic values obtained through a second-law analysis.⁹
- CH₃CHCl₂** Enthalpy from Manion evaluation.⁴ Entropy from a Thermodynamics Research Center evaluation.¹ Pedley review gives an enthalpy value of -127.7±1.4 kJ mol⁻¹.⁷

CHCl₂CH₂ Measured rate constant for the reaction of the radical with HBr, combined with calculated (MP2(fc)/6-31G(d,p)) values for the reverse reaction, leading to thermodynamic values obtained through a second-law analysis.¹¹

CH₂ClCH₂Cl

Enthalpy from Manion evaluation.⁴ Pedley review gives an enthalpy value of -126.4 ± 2.3 kJ mol⁻¹.⁷

C₂HCl₃

Enthalpy from Manion evaluation.⁴ Previous enthalpy from the heat of combustion of trichloroethene, $\Delta_f H_{298}^\circ = -19.1 \pm 3.0$ kJ mol⁻¹.⁶ Entropy from review of Frenkel.² Pedley review gives an enthalpy value of -9.0 ± 8.8 kJ mol⁻¹.⁷

CH₂ClCHCl₂

Enthalpy from Manion evaluation.⁴

CH₂CCl₃

An analysis of the kinetic data from the bromine-catalyzed elimination of HCl from CH₃CCl₃ resulted in a C-H bond strength of 103.8 ± 2 kcal mol⁻¹.⁸

CH₃CCl₃

Enthalpy from Manion evaluation.⁴ Entropy from a Thermodynamics Research Center evaluation.¹ Pedley review gives an enthalpy value of -144.4 ± 1.7 kJ mol⁻¹.⁷

C₂Cl₄

Enthalpy from Manion evaluation.⁴ Pedley review gives an enthalpy value of -10.9 ± 8.3 kJ mol⁻¹.⁷ Entropy from Gurvich et al.³

CHCl₂CHCl₂

Enthalpy from Manion evaluation.⁴ Pedley review gives an enthalpy value of -149.3 ± 8.4 kJ mol⁻¹.⁷

CH₂ClCCl₃

Enthalpy from Manion evaluation.⁴

C₂Cl₅

Derived from both second- and third-law analyses of the equilibrium data for the reaction Cl + C₂Cl₄ ↔ C₂Cl₅, with the enthalpy adjusted for present reference values,⁵ $\Delta_f H_{298}^\circ = 5.2 \pm 1.5$ kcal mol⁻¹.

C₂HCl₅

Enthalpy from Manion evaluation.⁴ Pedley review gives an enthalpy value of -142.0 ± 9.0 kJ mol⁻¹.⁷

C₂Cl₆

Enthalpy from Manion evaluation.⁴ Entropy from Gurvich et al.³ Pedley review gives an enthalpy value of -143.6 ± 9.1 kJ mol⁻¹.⁷

- (1) Chao, J.; Rodgers, A. S.; Wilhoit, R. C.; Zwolinski, B. J. Ideal gas thermodynamic properties of six chloroethanes. *J. Phys. Chem. Ref. Data* **1974**, *3*, 141-162.
- (2) Frenkel, M.; Kabo, G. J.; Marsh, K. N.; Roganov, G. N.; Wilhoit, R. C. *Thermodynamics of Organic Compounds in the Gas State*; Thermodynamics Research Center: College Station, TX, 1994; Vol. I.
- (3) Gurvich, L. V.; Veyts, I. V.; Alcock, C. B. *Thermodynamic Properties of Individual Substances*, Fourth ed.; Hemisphere Publishing Corp.: New York, 1991; Vol. 2.
- (4) Manion, J. A. Evaluated enthalpies of formation of the stable closed shell C1 and C2 chlorinated hydrocarbons. *J. Phys. Chem. Ref. Data* **2002**, *31*, 123-172.
- (5) Nicovich, J. M.; Wang, L.; McKee, M. L.; Wine, P. H. Kinetics and thermochemistry of the Cl(²P_j) + C₂Cl₄ association reaction. *J. Phys. Chem.* **1996**, *100*, 680-688, doi:10.1021/jp952396k.
- (6) Papina, T. S.; Kolesov, V. P. Standard enthalpy of formation of trichloroethylene. *Russ. J. Phys. Chem.* **1985**, *59*, 1289-1292.
- (7) Pedley, J. B. *Thermochemical Data and Structures of Organic Compounds*; Thermodynamics Data Center: College Station, TX, 1994.
- (8) Rodgers, A. S.; Jerus, P. Kinetics of the bromine catalyzed elimination of HCl from 1,1,1-trichloroethane. *Int. J. Chem. Kinet.* **1988**, *20*, 565-575.
- (9) Seetula, J. A. Kinetics and thermochemistry of the R + HBr ⇌ RH + Br (R = CH₂Cl, CHCl₂, CH₃CHCl or CH₃CCl₂) equilibrium. *J. Chem. Soc. Faraday Trans.* **1996**, *92*, 3069-3078.

- (10) Seetula, J. A. Kinetics and thermochemistry of the $R + HBr \rightleftharpoons RH + Br$ ($R = C_2H_5$ or β - C_2H_4Cl) equilibrium. *J. Chem. Soc. Faraday Trans.* **1998**, *94*, 891-898.
- (11) Seetula, J. A. *Ab initio* study of the transition states for determining the enthalpies of formation of alkyl and halogenated alkyl free radicals. *Phys. Chem. Chem. Phys.* **2000**, *2*, 3807-3812, doi:10.1039/b001350l.

Note 36: *Compounds containing two C and one or more F and Cl*

[Back to Table](#)

CH₃CHFCl

Review of the literature.¹

CH₂CF₂Cl Derived from an exothermicity of 3.69 kcal mol⁻¹ for the isodesmic reaction $CH_3CF_2Cl + CH_3CH_2 \rightarrow CH_2CF_2Cl + CH_3CH_3$, calculated at the HF/6-31G* level of theory.³

CH₃CF₂Cl Enthalpy from literature review.¹ Entropy calculated from experimental frequencies.³ Enthalpy value calculated at the MP2/6-311G** level of theory is -128.41 kcal mol⁻¹.²

CH₃CFCl₂ Enthalpy calculated at the MP2/6-311G** level of theory.²

CF₂CFCl and CF₃CHFCl

Enthalpy values taken from review of Pedley.⁴

CF₃CH₂Cl, CF₃CHCl₂, and CF₃CCl₃

Enthalpy values calculated at the MP2/6-311G** level of theory.²

CF₂CICF₂Cl, CF₂CICFCl₂, and C₂F₅Cl

Enthalpy values taken from review of Pedley.⁴

- (1) Kolesov, V. P.; Papina, T. S. Thermochemistry of haloethanes. *Russ. Chem. Rev.* **1983**, *52*, 425-439.
- (2) Olleta, A. C.; Lane, S. I. *Ab initio* studies of the gas-phase thermodynamic properties and bond dissociation energies for haloethanes and halomethyl radicals. *Phys. Chem. Chem. Phys.* **2001**, *3*, 811-818, doi:10.1039/b005375i.
- (3) Paddison, S. J.; Chen, Y. H.; Tschuikow-Roux, E. An *ab initio* study of the structures, barriers for internal rotation, vibrational frequencies, and thermodynamic functions of the hydrochlorofluorocarbon CH_3CF_2Cl and the corresponding radical CH_2CF_2Cl . *Can. J. Chem.* **1994**, *72*, 561-567.
- (4) Pedley, J. B. *Thermochemical Data and Structures of Organic Compounds*; Thermodynamics Data Center: College Station, TX, 1994.

Note 37: *Compounds containing two C and one or more Cl and O*

[Back to Table](#)

ClCH₂CH₂OH

The enthalpy of formation of the liquid was determined by using rotating-bomb combustion calorimetry to be $\Delta_f H_{298}^{\circ}(l) = -315.5 \pm 0.7$ kJ mol⁻¹. The molar enthalpy of vaporization was then determined by use of Calvert-drop microcalorimetry as $\Delta_{\text{vap}} H_{298}^{\circ} = 48.32 \pm 0.37$ kJ mol⁻¹.¹

CH₃CHClO₂

Based on a re-analysis of previous equilibrium data on $R + O_2 \leftrightarrow RO_2$ from the same laboratory.⁴

CH₃C(O)Cl, acetyl chloride

Enthalpy from review of Pedley.⁶

CH₂CIC(O)OH

Review of the literature.² Pedley review gives an enthalpy value of -435.2 ± 9.3 kJ mol⁻¹.⁶

CH₂CICOOH

Geometries and frequencies calculated at the B3LYP/6-31G(d,p) level of theory. Enthalpy calculated from three isodesmic reactions at the CBSQ//B3LYP/6-31(Gd,p) level and corrected for mixing of rotational conformers.⁷

CH₃CHClOOH

Geometric parameters calculated at the RHF/6-31G* and MP2/6-31G* levels of theory, and the entropy obtained using the rigid-rotor/harmonic-oscillator approximation. Enthalpy calculated using the isodesmic reaction $\text{CH}_3\text{OOH} + \text{C}_2\text{H}_5\text{Cl} \leftrightarrow \text{CH}_3\text{CHClOOH} + \text{CH}_4$, adjusted with reference values from the present Table.⁵

CH₃CCl₂OOH

Geometric parameters calculated at the RHF/6-31G* and MP2/6-31G* levels of theory, and the entropy obtained using the rigid-rotor/harmonic-oscillator approximation. Enthalpy calculated using the isodesmic reaction $\text{CH}_3\text{OOH} + 1,1\text{-C}_2\text{H}_4\text{Cl}_2 \leftrightarrow \text{CH}_3\text{CCl}_2\text{OOH} + \text{CH}_4$, adjusted with reference values from the present Table.⁵

CH₂ClC(O)Cl, chloroacetyl chloride

Enthalpy value taken from review of Pedley.⁶

Cl(O)CC(O)Cl, ethanedioyl dichloride (oxalyl chloride)

Enthalpy value taken from review of Pedley.⁶

CHCl₂C(O)Cl, dichloroacetyl chloride

Enthalpy value taken from review of Pedley.⁶

CCl₃CH₂OOH

Geometries and frequencies calculated at the B3LYP/6-31G(d,p) level of theory. Enthalpy calculated from three isodesmic reactions at the CBSQ//B3LYP/6-31(Gd,p) level and corrected for mixing of rotational conformers.⁷

CCl₃CO

Enthalpy is an average of values obtained at the CBS-4//HF/3-21G* and G2(MP2(full)//MP2(full)/6-31G(d) levels of theory, using both atomization energies and formation from molecular species. Entropy at the G2(MP2(full)//MP2(full)/6-31G(d) level treating internal rotations as harmonic oscillators.⁸

CCl₃C(O)H

Thermodynamic properties calculated at the G2(MP2(full)//MP2(full)/6-31G(d) level of theory. Enthalpy from atomization energy and entropy calculated treating internal rotations as harmonic oscillators. Similar values obtained at the CBS-4//HF/3021G* level.⁸

CCl₃C(O)Cl, trichloroacetyl chloride

Enthalpy from review of Pedley.⁶

CH₃CCl₂O₂

Based on the equilibrium study using laser photolysis/PI mass spectrometry,³ adjusted by using the enthalpy for CH₃CCl₂ cited in this Table.

CHCl₂CH₂OOH

Geometries and frequencies calculated at the B3LYP/6-31G(d,p) level of theory. Enthalpy calculated from three isodesmic reactions at the CBSQ//B3LYP/6-31(Gd,p) level and corrected for mixing of rotational conformers.⁷

- (1) Bernardes, C. E. S.; Minas da Piedade, M. E.; Amaral, L. M. P. F.; Ferreira, A. I. M. C. L.; Ribeiro da Silva, M. A. V.; Diogo, H. P.; Costa Cabral, B. J. Energetics of C–F, C–Cl, C–Br, and C–I bonds in 2-haloethanols. Enthalpies of formation of XCH₂CH₂OH (X = F, Cl, Br, I) compounds and of the 2-hydroxyethyl radical. *J. Phys. Chem. A* **2007**, *111*, 1713-1720, doi:10.1021/jp0675678.
- (2) Dorofeeva, O.; Novikov, V. P.; Neumann, D. B. NIST-JANAF thermochemical tables. 1. Ten organic molecules related to atmospheric chemistry. *J. Phys. Chem. Ref. Data* **2001**, *30*, 475-513.

- (3) Knyazev, V. D.; Bencsura, A.; Slagle, I. R. Kinetics and thermochemistry of the reactions of CH_3CCl_2 and $(\text{CH}_3)_2\text{CCl}$ radicals with molecular oxygen. *J. Phys. Chem. A* **1998**, *102*, 1760-1769.
- (4) Knyazev, V. D.; Slagle, I. R. Thermochemistry of the R-O₂ bond in alkyl and chloroalkyl peroxy radicals. *J. Phys. Chem. A* **1998**, *102*, 1770-1778.
- (5) Lay, T. H.; Krasnoperov, L. N.; Venanzi, C. A.; Bozzelli, J. W.; Shokhirev, N. V. Ab initio study of α -chlorinated ethyl hydroperoxides $\text{CH}_3\text{CH}_2\text{OOH}$, CH_3ClOOH , and $\text{CH}_3\text{CCl}_2\text{OOH}$: Conformational analysis, internal rotation barriers, vibrational frequencies, and thermodynamic properties. *J. Phys. Chem.* **1996**, *100*, 8240-8249.
- (6) Pedley, J. B. *Thermochemical Data and Structures of Organic Compounds*; Thermodynamics Data Center: College Station, TX, 1994.
- (7) Sun, H.; Bozzelli, J. W. Structures, rotational barriers, and thermochemical properties of β -chlorinated ethyl hydroperoxides. *J. Phys. Chem. A* **2003**, *107*, 1018-1024, doi:10.1021/jp022298g.
- (8) Viskolcz, B.; Berces, T. Enthalpy of formation of selected carbonyl radicals from theory and comparison with experiment. *Phys. Chem. Chem. Phys.* **2000**, *2*, 5430-6436, doi:10.1039/b004548i.

Note 38: *Compounds containing three C and, possibly, F, Cl, and O*

[Back to Table](#)

CH₃CHClCH₃

The measured onset energy for $i\text{-C}_3\text{H}_7^+$ from iPEPICO spectroscopy of $i\text{-C}_3\text{H}_7\text{Cl}$ was used in conjunction with a new value of the ion enthalpy of formation to obtain the 0 K enthalpy of the chloride.²

CF₂ClC(O)OCH₃ and CF₂ClC(O)OCH₃

Geometry optimization carried out using the hybrid meta-density functional, MPWB1K with the 6-31+G(d,p) basis set. Energies refined using G2(MP2). Enthalpy of formation calculated by using two group-balanced isodesmic reactions.¹

- (1) Mishra, B. K.; Chakrabartty, A. K.; Deka, R. C. Theoretical investigation of the gas-phase reactions of $\text{CF}_2\text{ClC(O)OCH}_3$ with the hydroxyl radical and the chlorine atom at 298 K. *J. Mol. Model* **2013**, *19*, 3263-3270, doi:10.1007/s00894-013-1865-1.
- (2) Stevens, W. R.; Bodi, A.; Baer, T. Dissociation dynamics of energy selected, propane, and $i\text{-C}_3\text{H}_7\text{X}^+$ ions by iPEPICO: Accurate heats of formation of $i\text{-C}_3\text{H}_7^+$, $i\text{-C}_3\text{H}_7\text{Cl}$, $i\text{-C}_3\text{H}_7\text{Br}$, and $i\text{-C}_3\text{H}_7\text{I}$. *J. Phys. Chem. A* **2010**, *114*, 11285-11291, doi:10.1021/jp104200h.

Note 39: *Inorganic compounds containing Br*

[Back to Table](#)

Br CODATA Key Value.²

Br₂(g) CODATA Key Value.² A calculation of the atomization energy at the CCSD(T) level, extrapolated to the CBS limit, leads to $\Delta_f H_{298}^\circ = 33.1 \pm 4 \text{ kJ mol}^{-1}$ and $\Delta_f H_0^\circ = 47.7 \pm 4 \text{ kJ mol}^{-1}$.⁵

HBr CODATA Key Value.² The most recent NIST-JANAF review gives and enthalpy of $-36.29 \pm 0.16 \text{ kJ mol}^{-1}$ and an entropy of $198.699 \pm 0.005 \text{ J K}^{-1} \text{ mol}^{-1}$.¹⁶

BrO Enthalpy derived from a photodissociation dynamics study using velocity map ion imaging.⁸ Previous enthalpy value of $30.2 \pm 0.4 \text{ kcal mol}^{-1}$ based on a Birge-Sponer extrapolation.¹⁸ Entropy from the JANAF table for bromine oxides.¹ A CCSD(T) calculation of the dissociation energy, both directly and through a negative ion thermochemical cycle, led to enthalpy values of $\Delta_f H_0^\circ = 31.4 \pm 0.4$ and $\Delta_f H_{298}^\circ = 29.6 \pm 0.4 \text{ kcal mol}^{-1}$.¹⁵ A calculation of the atomization energy at the CCSD(T) level, extrapolated to the CBS limit, leads to $\Delta_f H_{298}^\circ = 128 \pm 6 \text{ kJ mol}^{-1}$ and $\Delta_f H_0^\circ = 136 \pm 6 \text{ kJ mol}^{-1}$.⁵

OBrO Enthalpy based on the photoionization appearance energy of BrO^+ from OBrO , recalculated using the Table enthalpy for BrO .⁹ A newer computational study gives an enthalpy at 0 K of

163.9±7.1 kJ mol⁻¹.¹⁰ Entropy taken from the JANAF table for bromine oxides.¹ A calculation of the atomization energy at the CCSD(T) level, extrapolated to the CBS limit, leads to $\Delta_f H_{298}^\circ = 169.9 \pm 6$ kJ mol⁻¹ and $\Delta_f H_0^\circ = 179.5 \pm 6$ kJ mol⁻¹.⁵

BrOO Enthalpy for the reaction HOBr + FOO → HOOF + BrOO at the CCSD(T)/CBS(Q5) level of theory, adjusted for the Table value for FOO, leads the cited enthalpy.⁵ An estimate based on recombination rate constants for bromine atoms and subsequent calculations of interaction potentials, leads to a bond strength of about 1 kcal mol⁻¹ and $\Delta_f H_{298}^\circ = 108 \pm 40$ kJ mol⁻¹ and $\Delta_f H_0^\circ = 116 \pm 10$ kJ mol⁻¹.¹ These results have been supported by other computational studies.^{14,17} CCSD(T)/AREP calculations predict, however, that BrOO lies below OBrO by about 5 kcal mol⁻¹, which appears to be inconsistent with these results.¹⁴ Entropy value is taken from NIST-JANAF thermochemical tables for bromine oxides.¹

BrO₃ Estimated values taken from the NIST-JANAF thermochemical tables for bromine oxides.¹

BrOBr Enthalpy derived from a photoionization study. This value was accepted by the NIST-JANAF thermochemical tables for bromine oxides, which also discussed three related studies and recommended the entropy value.¹ A CCSD(T)/ANO4 result based on the isodesmic reaction 2HOBr → H₂O + Br₂O, adjusted for the present enthalpy values for the references, gives 26.9±1.6 kcal mol⁻¹.¹¹ A calculation of the atomization energy at the CCSD(T) level, extrapolated to the CBS limit, leads to $\Delta_f H_{298}^\circ = 108.4 \pm 6$ kJ mol⁻¹ and $\Delta_f H_0^\circ = 124.7 \pm 6$ kJ mol⁻¹.⁵

BrBrO The enthalpy is from a calculation of the atomization energy at the CCSD(T) level, extrapolated to the CBS limit. Listed value is for the ¹A' state. $\Delta_f H_{298}^\circ = 236.0 \pm 6$ kJ mol⁻¹ for the ³A" state and $\Delta_f H_{298}^\circ = 251.5 \pm 6$ kJ mol⁻¹ for the ³A' state.⁵ Entropy from the NIST-JANAF thermochemical tables for bromine oxides, which estimated the enthalpy as 168±20 kJ mol⁻¹.¹

BrOOBr The enthalpy is from a calculation of the atomization energy at the CCSD(T) level, extrapolated to the CBS limit.⁵ Calculated enthalpy for the reaction BrO + BrO → BrOOBr, $\Delta E = -16.93$ kcal mol⁻¹ by B3LYP/aug-cc-pVTZ method, leads to $\Delta_f H_{298}^\circ = 42.1$ kcal mol⁻¹.⁴ The dominant product observed in the matrix isolation/infrared spectroscopy study was BrOBrO.

BrOBrO The enthalpy is from a calculation of the atomization energy at the CCSD(T) level, extrapolated to the CBS limit.⁵ Calculated enthalpy for the reaction BrO + BrO → BrOBrO, $\Delta E = -6.08$ kcal mol⁻¹ by B3LYP/aug-cc-pVTZ method, leads to $\Delta_f H_{298}^\circ = 52.9$ kcal mol⁻¹.⁴ The dominant product observed in the matrix isolation/infrared spectroscopy study was BrOBrO.

OBrBrO Calculated enthalpy for the reaction BrO + BrO → OBrBrO, $\Delta E = +13.44$ kcal mol⁻¹ by B3LYP/aug-cc-pVTZ method.⁴ The dominant product observed in the matrix isolation/infrared spectroscopy study was BrOBrO.

BrBrO₂ The enthalpy is from a calculation of the atomization energy at the CCSD(T) level, extrapolated to the CBS limit.⁵

HOBr Enthalpy value from an evaluation of the experimental data.⁶ An enthalpy value of -15.3±0.6 kcal mol⁻¹ has been calculated by coupled-cluster theory with correlation consistent basis sets and corrections for core-valence, relativistic, and anharmonic effects.³ Entropy value calculated from the experimental structure and vibrational frequencies.¹³ A re-evaluation of the photoionization results, along with a newer value for the OH enthalpy, led to a value of $\Delta_f H_0^\circ = -47.7 \pm 1.8$ kJ mol⁻¹.⁷

BrOOH CCSD(T) calculation with spdfg one-particle basis set, using isodesmic reaction and present values of reference enthalpies.¹²

HOBrO and HBrO₂

Isomerization energy calculated at CCSD(T)/ANO4 level of theory, corrected for zero-point energy and to 298 K. BrOOH energy from present table.¹²

- (1) Chase, M. W. NIST-JANAF thermochemical tables for the bromine oxides. *J. Phys. Chem. Ref. Data* **1996**, *25*, 1069-1111.
- (2) Cox, J. D.; Wagman, D. D.; Medvedev, V. A. *CODATA Key Values for Thermodynamics*; Hemisphere Publishing Corp.: New York, 1989.
- (3) Denis, P. A. Thermochemistry of the hypobromous and hypochlorous acids, HOBr and HOCl. *J. Phys. Chem. A* **2006**, *110*, 5887-5892, doi:10.1021/jp056950u.
- (4) Gálvez, O.; Zoermer, A.; Loewenschuss; Grothe, H. A combined matrix isolation and ab initio study of bromine oxides. *J. Phys. Chem. A* **2006**, *110*, 6472-6481, doi:10.1021/jp060586x.
- (5) Grant, D. J.; Garner, E. B.; Matus, M. H.; Nguyen, M. T.; Peterson, K. A.; Francisco, J. S.; Dixon, D. A. Thermodynamic properties of the XO₂, X₂O, XYO, X₂O₂, and XYO₂ (X, Y = Cl, Br and I) isomers. *J. Phys. Chem. A* **2010**, *114*, 4254-4265, doi:10.1021/jp911320p.
- (6) Hassanzadeh, P.; Irikura, K. K. Nearly ab initio thermochemistry: The use of reactions schemes. Application to IO and HOI. *J. Phys. Chem. A* **1997**, *101*, 1580-1587.
- (7) Joens, J. A. The dissociation energy of OH(X ²P_{3/2}) and the enthalpy of formation of OH(X ²Π_{3/2}), ClOH, and BrOH from thermochemical cycles. *J. Phys. Chem. A* **2001**, *105*, 11041-11044, doi:10.1021/jp011833u.
- (8) Kim, H.; Dooley, J. S.; Johnson, E. R.; North, S. W. Photodissociation of the BrO radical using velocity map ion imaging: Excited state dynamics and accurate D⁰₀(BrO) evaluation. *J. Chem. Phys.* **2006**, *124*, 134304, doi:10.1063/1.2173265.
- (9) Klemm, R. B.; Thorn, R. P.; Stief, L. J.; Buckley, T. J.; Johnson, R. D. Heat of formation of OBrO: Experimental photoionization study. *J. Phys. Chem. A* **2001**, *105*, 1638-1642, doi:10.1021/jp002397z.
- (10) Lee, S. Y. Computational study of enthalpies of formation of OXO (X = Cl, Br, and I) and their anions. *J. Phys. Chem. A* **2004**, *108*, 10754-10761, doi:10.1021/jp0467550.
- (11) Lee, T. J. Ab initio characterization of triatomic bromine molecules of potential interest in stratospheric chemistry. *J. Phys. Chem.* **1995**, *99*, 15074-15080.
- (12) Lee, T. J. Ab initio characterization of HBrO₂ isomers: implications for stratospheric bromine chemistry. *Chem. Phys. Lett.* **1996**, *262*, 559-566.
- (13) McGrath, M. P.; Rowland, F. S. Ideal gas thermodynamic properties of HOBr. *J. Phys. Chem.* **1994**, *98*, 4773-4775.
- (14) Pacios, L. F.; Gómez, P. C. *Ab initio* study of bromine dioxides OBrO and BrOO. *J. Phys. Chem. A* **1997**, *101*, 1767-1773.
- (15) Peterson, K. A.; Shepler, B. C.; Figgen, D.; Stoll, H. On the spectroscopic and thermochemical properties of ClO, BrO, IO, and their anions. *J. Phys. Chem. A* **2006**, *110*, 13877-13883, doi:10.1021/jp065887l.
- (16) Shenyavskaya, E. A.; Yungman, V. S. NIST-JANAF thermochemical tables. III. Diatomic hydrogen halide gases. *J. Phys. Chem. Ref. Data* **2004**, *33*, 923-957, doi:10.1063/1.1638781.
- (17) Suma, K.; Sumiyoshi, Y.; Endo, Y. Spectroscopic characterization of a molecule with a weak bond: The BrOO radical. *J. Chem. Phys.* **2005**, *123*, 024312, doi:10.1063/1.1953508.
- (18) Wilmouth, D. M.; Hanisco, T. F.; Donahue, N. M.; Anderson, J. G. Fourier transform ultraviolet spectroscopy of the A ²Π_{3/2} ← X ²Π_{3/2} transition of BrO. *J. Phys. Chem. A* **1999**, *103*, 8935-8945.

Note 40: *Inorganic compounds containing Br and F*

[Back to Table](#)

BrF Taken from a review of the literature.¹ A calculation of the total atomization energy using a composite electronic structure approach based on CCSD(T) and extrapolated to the complete basis set limit with a two-point extrapolation scheme, Q5 led to a value of $\Delta_f H_{298}^\circ = -58.9$ kJ mol⁻¹. Additional corrections included zero-point energy, core-valence effect, for scalar relativistic effects, and spin-orbit corrections.²

BrOF, BrO₂F

The total atomization energy was calculated using a composite electronic structure approach based on CCSD(T) and extrapolated to the complete basis set limit with a two-point extrapolation scheme, Q5. Additional corrections included zero-point energy, core-valence effect, for scalar relativistic effects, and spin-orbit corrections.²

- (1) Gurvich, L. V.; Veyts, I. V.; Alcock, C. B. *Thermodynamic Properties of Individual Substances*, Fourth ed.; Hemisphere Publishing Corp.: New York, 1991; Vol. 2.
- (2) Thanthiriwatte, K. S.; Vasiliu, M.; Dixon, D. A.; Christe, K. O. Structural and energetic properties of closed shell XF_n ($\text{X} = \text{Cl}, \text{Br}, \text{and I}; n = 1-7$) and XO_nF_m ($\text{X} = \text{Cl}, \text{Br}, \text{and I}; n = 1-3; m = 0-6$) molecules and ions leading to stability predictions for yet unknown compounds. *Inorg. Chem.* **2012**, *51*, 10966-10982, doi:10.1021/ic301438b.

Note 41: *Inorganic compounds containing Br and Cl*

[Back to Table](#)

BrCl Review of the literature.² A calculation of the atomization energy at the CCSD(T) level, extrapolated to the CBS limit, leads to $\Delta_f H_{298}^\circ = 15.9 \pm 6 \text{ kJ mol}^{-1}$ and $\Delta_f H_0^\circ = 23.4 \pm 6 \text{ kJ mol}^{-1}$.¹

ClOBr The enthalpy is from a calculation of the atomization energy at the CCSD(T) level, extrapolated to the CBS limit.¹ A CCSD(T)/ANO4 study, based on the isodesmic reaction $\text{HOBr} + \text{HOCl} \rightarrow \text{H}_2\text{O} + \text{ClOBr}$, adjusted for the present enthalpy values for the references, led to $\Delta_f H_{298}^\circ = 98 \pm 7 \text{ kJ mol}^{-1}$.³

ClBrO The enthalpy is from a calculation of the atomization energy at the CCSD(T) level, extrapolated to the CBS limit. $\Delta_f H_{298}^\circ = 145.2 \pm 6 \text{ kJ mol}^{-1}$ for the $^3\text{A}''$ state and $\Delta_f H_{298}^\circ = 252.7 \pm 6 \text{ kJ mol}^{-1}$ for the $^3\text{A}'$ state.¹

BrClO The enthalpy is from a calculation of the atomization energy at the CCSD(T) level, extrapolated to the CBS limit. Listed enthalpy is for the $^1\text{A}'$ state. $\Delta_f H_{298}^\circ = 226.4 \pm 6 \text{ kcal mol}^{-1}$ for the $^3\text{A}'$ state.¹

ClOBr, BrOBrO, BrOCIO, ClBrO₂, BrClO₂

The enthalpy values are from calculations of the atomization energy at the CCSD(T) level, extrapolated to the CBS limit.¹

- (1) Grant, D. J.; Garner, E. B.; Matus, M. H.; Nguyen, M. T.; Peterson, K. A.; Francisco, J. S.; Dixon, D. A. Thermodynamic properties of the XO_2 , X_2O , XYO , X_2O_2 , and XYO_2 ($\text{X}, \text{Y} = \text{Cl}, \text{Br}$ and I) isomers. *J. Phys. Chem. A* **2010**, *114*, 4254-4265, doi:10.1021/jp911320p.
- (2) Gurvich, L. V.; Veyts, I. V.; Alcock, C. B. *Thermodynamic Properties of Individual Substances*, Fourth ed.; Hemisphere Publishing Corp.: New York, 1991; Vol. 2.
- (3) Lee, T. J. Ab initio characterization of triatomic bromine molecules of potential interest in stratospheric chemistry. *J. Phys. Chem.* **1995**, *99*, 15074-15080.

Note 42: *Inorganic compounds containing Br, N, and O*

[Back to Table](#)

BrNO Taken from the NBS thermochemical tables.⁶ A CCSD(T)/ANO4 result based on the homodesmic reaction $\text{BrNO} + \text{H}_2\text{O} \rightarrow \text{HNO} + \text{HOBr}$, adjusted for the present enthalpy values for the references, gives $22.7 \pm 1.9 \text{ kcal mol}^{-1}$.¹

cis-BrONO Calculated using the isodesmic reaction $\text{H}_2\text{O} + \text{cis-BrONO} \rightarrow \text{cis-HONO} + \text{HOBr}$ at several levels of theory, leading to a reaction enthalpy of $7.6 \text{ kcal mol}^{-1}$.²

trans-BrONO Based on a calculated energy difference above BrNO_3 of $10.3 \text{ kcal mol}^{-1}$ from calculations at several levels of theory.²

BrNO₂ Based on a calculated energy difference below *cis*-BrONO of $6.4 \text{ kcal mol}^{-1}$ from calculations at several levels of theory.²

BrONO₂ The study of the thermal decomposition of BrONO_2 to BrO and NO_2 was used to obtain a reaction enthalpy of $28.2 \pm 1.5 \text{ kcal mol}^{-1}$ ($118 \pm 6.3 \text{ kJ mol}^{-1}$).³ A computational study at the CCSD(T) level with a TZ2P basis set involving several isodesmic reactions⁴ led to a value of

$\Delta_f H_{298}^\circ = 42.3 \text{ kJ mol}^{-1}$ whereas a CCSD(T)/cc-pV5Z calculation, extrapolated to the basis set limit, led to a BDE of $125.3 \text{ kJ mol}^{-1}$.⁷

OBrONO₂ and O₂BrONO₂

Enthalpy values from isodesmic reactions calculated at the CCSD(T) level of theory.⁵

- (1) Lee, T. J. Ab initio characterization of triatomic bromine molecules of potential interest in stratospheric chemistry. *J. Phys. Chem.* **1995**, *99*, 15074-15080.
- (2) Lee, T. J. Characterization of BrNO₂, *cis*-BrONO, and *trans*-BrONO. Implications for atmospheric chemistry. *J. Phys. Chem.* **1996**, *100*, 19847-19852.
- (3) Orlando, J. J.; Tyndall, G. S. Rate coefficients for the thermal decomposition of BrONO₂ and the heat of formation of BrONO₂. *J. Phys. Chem.* **1996**, *100*, 19398-19405.
- (4) Parthiban, S.; Lee, T. J. Ab initio investigation of the atmospheric molecule bromine nitrate: Equilibrium structure, vibrational spectrum, and heat of formation. *J. Chem. Phys.* **1998**, *109*, 525-530.
- (5) Parthiban, S.; Lee, T. J. Theoretical study of XONO₂ (X=Br, OBr, O₂Br): Implications for stratospheric bromine chemistry. *J. Chem. Phys.* **2000**, *113*, 145-152.
- (6) Wagman, D. D.; Evans, W. H.; Parker, V. B.; Schumm, R. H.; Halow, I.; Bailey, S. M.; Churney, K. L.; Nutall, R. L. The NBS tables of chemical thermodynamic properties. Selected values for inorganic and C₁ and C₂ organic substances in SI units. *J. Phys. Chem. Ref. Data* **1982**, *11*, Suppl. No. 1.
- (7) Zou, P.; Derecskei-Kovacs, A.; North, S. W. Theoretical calculation of ClONO₂ and BrONO₂ bond dissociation energies. *J. Phys. Chem. A* **2003**, *107*, 888-896, doi:10.1021/jp021961y.

Note 43: Bromoamines and Mixed Chlorobromoamines

[Back to Table](#)

Geometries were optimized at the (AE)-CCSD(T)/AVQZ level of theory and zero-point energies computed at the B2PLYPD/AVTZ level. For the electronic energies, a calculational protocol termed TA14 was adapted from the W3, W4, and FPD protocols. Enthalpies of formation were determined from the total atomization energies.¹

- (1) Trogolo, D.; Arey, J. S. Benchmark thermochemistry of chloramines, bromamines, and bromochloramines: halogen oxidants stabilized by electron correlation. *Phys. Chem. Chem. Phys.* **2015**, *17*, 3584-3598, doi:10.1039/c4cp03987d.

Note 44: Compounds containing one C and one or more Br

[Back to Table](#)

- CBr** Enthalpy from a CCSD(T) calculation extrapolated to the CBS limit.² A calculation at the W2DK level of theory gave an enthalpy of $118.51 \text{ kcal mol}^{-1}$.⁷ Entropy obtained from the same study, using a DFT approach (B97-1/Aug-cc-pVTZ) for geometry optimization and frequency calculations.
- CHBr** Enthalpy from a CCSD(T) calculation extrapolated to the CBS limit.² A calculation at the DK-CCSD(T)/Aug-VTZ level, utilizing methyl bromide in an isodesmic reaction, resulted in an enthalpy value of $90.12 \text{ kcal mol}^{-1}$.⁷ Entropy obtained from the same study, using a DFT approach (B97-1/Aug-cc-pVTZ) for geometry optimization and frequency calculations. Enthalpy obtained using the computed enthalpy of a reaction of the type: $\text{CH}_2(^1A_1) + \text{CH}_3\text{X} + \text{CH}_3\text{Y} \rightarrow \text{CXY}(^1A_1) + 2\text{CH}_4$ results in $\Delta_f H_{298}^\circ = 380 \text{ kJ mol}^{-1}$ at the QCISD(T)/6-311+G(3df,2p)//QCISD/6-311G(d,p) level of theory. Calculations also done at the G2 level.¹⁰
- CH₂Br** Measured rate constant for the reaction of the radical with HBr, combined with previous measurements on the reverse reaction, with thermodynamic values obtained through a second-law analysis.¹¹ Recalculated from C-H bond strength of $427.2 \text{ kJ mol}^{-1}$ and enthalpy for CH₃Br and H from this Table. Statistical thermodynamic methods also utilized. *Ab initio* calculations at the QCISD(T)/6-311+G(3df,2p) level of theory, utilizing an isodesmic reaction with methyl bromide, resulted in an enthalpy value of $166.6 \pm 3 \text{ kJ mol}^{-1}$.⁶

- CH₃Br** Calculated from the dissociation of energy-selected CH₃Br⁺ and its adiabatic ionization energy.¹² Enthalpy from Gurvich et al. review is -36.4 ± 0.5 kJ mol⁻¹.³ Entropy taken from Ideal Gas Thermodynamic Properties, which gives an enthalpy of -37.7 ± 1.5 kJ mol⁻¹.⁴ Pedley review gives an enthalpy of -35.4 ± 1.1 kJ mol⁻¹.⁹
- CBr₂** Enthalpy from a CCSD(T) calculation extrapolated to the CBS limit.² Enthalpy obtained using the computed enthalpy of a reaction of the type: CH₂(¹A₁) + CH₃X + CH₃Y → CXY(¹A₁) + 2CH₄ results in $\Delta_f H_{298}^\circ = 339$ kJ mol⁻¹ at the QCISD(T)/6-311+G(3df,2p)//QCISD/6-311G(d,p) level of theory. Calculations also done at the G2 level.¹⁰ A calculation at the W2DK level of theory gave an enthalpy of 82.10 kcal mol⁻¹.⁷ Entropy obtained from the same study, using a DFT approach (B97-1/Aug-cc-pVTZ) for geometry optimization and frequency calculations.
- CHBr₂** Enthalpy derived from an analysis of thermochemical and kinetic data on the bromination of CH₂FCl.¹³ *Ab initio* calculations at the QCISD(T)/6-311+G(3df,2p) level of theory, utilizing an isodesmic reaction with methyl bromide, resulted in an enthalpy value of 191.7 ± 6 kJ mol⁻¹.⁶ A calculation at the DK-CCSD(T)/Aug-VTZ level, again utilizing methyl bromide in an isodesmic reaction, resulted in an enthalpy value of 47.44 kcal mol⁻¹.⁷ Entropy obtained from the same study, using a DFT approach (B97-1/Aug-cc-pVTZ) for geometry optimization and frequency calculations.
- CH₂Br₂** Enthalpy taken from a dissociative photoionization study of a series of dihalomethanes, normalized using the experimental enthalpy of dichloromethane.⁵ The reported value has been adjusted by +0.4 kJ mol⁻¹ to agree with the present enthalpy for CH₂Cl₂. Previous value of -11.1 kJ mol⁻¹ from Allen bond-energy scheme.¹ *Ab initio* calculations at the QCISD(T)/6-311+G(3df,2p) level of theory, utilizing an isodesmic reaction with methyl bromide, resulted in an enthalpy value of 4.3 ± 6 kJ mol⁻¹.⁶ Entropy from evaluation of Gurvich et al.³
- CBr₃** Enthalpy value from *ab initio* calculations at the QCISD(T)/6-311+G(3df,2p) level of theory, utilizing an isodesmic reaction with methyl bromide.⁶ A calculation at the DK-CCSD(T)/Aug-VTZ level, again utilizing methyl bromide in an isodesmic reaction, resulted in an enthalpy value of 55.50 kcal mol⁻¹.⁷ This same study, using a DFT approach for geometry optimization and frequency calculations, reported an entropy value of 80.60 cal K⁻¹. Gurvich et al. review has 235 ± 25 kJ mol⁻¹. Entropy from Gurvich et al.³
- CHBr₃** Enthalpy of formation derived from the heat of combustion of the liquid of 545.1 ± 3.3 kJ mol⁻¹ measured by bomb calorimetry.⁸ An enthalpy value of 51.6 ± 9 kJ mol⁻¹ was obtained from *ab initio* calculations at the QCISD(T)/6-311+G(3df,2p) level of theory, utilizing an isodesmic reaction with methyl bromide.⁶ A calculation at the DK-CCSD(T)/Aug-VTZ level, again utilizing methyl bromide in an isodesmic reaction, resulted in an enthalpy value of 12.97 kcal mol⁻¹.⁷ This same study, using a DFT approach for geometry optimization and frequency calculations, reported an entropy value of 78.93 cal K⁻¹. Previous value of 5.7 kcal mol⁻¹ from Allen bond-energy scheme.¹ Entropy from evaluation of Gurvich et al.³ Pedley gives enthalpy as 23.8 ± 4.5 kJ mol⁻¹.⁹
- CBr₄** Enthalpy from rotation-bomb calorimetry.¹ *Ab initio* calculations at the QCISD(T)/6-311+G(3df,2p) level of theory, utilizing an isodesmic reaction with methyl bromide, resulted in an enthalpy value of 110.6 ± 12 kJ mol⁻¹.⁶ A calculation at the DK-CCSD(T)/Aug-VTZ level, again utilizing methyl bromide in an isodesmic reaction, resulted in an enthalpy value of 28.49 kcal mol⁻¹.⁷ This same study, using a DFT approach for geometry optimization and frequency calculations, reported an entropy value of 85.61 cal K⁻¹. Entropy from Gurvich et al.³
- (1) Bickerton, J.; da Piedade, M. E. M.; Pilcher, G. Enthalpy of formation of tetrabromomethane by rotating-bomb calorimetry. *J. Chem. Thermo.* **1984**, *16*, 661-668.
- (2) Dixon, D. A.; de Jong, W. A.; Peterson, K. A.; Francisco, J. S. Heats of formation of CBr, CHBr, and CBr₂ from *ab initio* chemistry. *J. Phys. Chem. A* **2002**, *106*, 4724-4728, doi:10.1021/jp0147067.

- (3) Gurvich, L. V.; Veyts, I. V.; Alcock, C. B. *Thermodynamic Properties of Individual Substances*, Fourth ed.; Hemisphere Publishing Corp.: New York, 1991; Vol. 2.
- (4) Kudchadker, S. A.; Kudchadker, A. P. Ideal gas thermodynamic properties of the eight bromo- and iodomethanes. *J. Phys. Chem. Ref. Data* **1975**, *4*, 457-470.
- (5) Lago, A. F.; Kercher, J. P.; Bödi, A.; Sztáray, B.; Miller, B.; Wurzelmann, D.; Baer, T. Dissociative photoionization and thermochemistry of dihalomethane compounds studied by threshold photoelectron photoion coincidence spectroscopy. *J. Phys. Chem. A* **2005**, *109*, 1802-1809, doi:10.1021/jp045337s.
- (6) Marshall, P.; Srinivas, G. N.; Schwartz, M. A computational study of the thermochemistry of bromine- and iodine-containing methanes and methyl radicals. *J. Phys. Chem. A* **2005**, *109*, 6371-6379, doi:10.1021/jp0518052.
- (7) Oren, M.; Iron, M. A.; Burcat, A.; Martin, J. M. L. Thermodynamic properties of C₁ and C₂ bromo compounds and radicals: A relativistic ab initio study. *J. Phys. Chem. A* **2004**, *108*, 7752-7761, doi:10.1021/jp0475786.
- (8) Papina, T. S.; Kolesov, V. P.; Golovanova, Y. G. The standard enthalpy of formation of bromoform. *Russ. J. Phys. Chem.* **1982**, *56*, 1666-1668.
- (9) Pedley, J. B. *Thermochemical Data and Structures of Organic Compounds*; Thermodynamics Data Center: College Station, TX, 1994.
- (10) Schwartz, M.; Marshall, P. An ab initio investigation of halocarbenes. *J. Phys. Chem. A* **1999**, *103*, 7900-7906.
- (11) Seetula, J. A. Kinetics of the R + HBr ⇌ RH + Br (R = CH₂Br, CHBrCl or CCl₃) equilibrium. Thermochemistry of the CH₂Br and CHBrCl radicals. *Phys. Chem. Chem. Phys.* **2003**, *5*, 849-855, doi:10.1039/b210787m.
- (12) Song, Y.; Qian, X. M.; Lau, K. C.; Ng, C. Y.; Liu, J. B.; Chen, W. W. High-resolution energy-selected study of the reaction CH₃H⁺ → CH₃⁺ + X: Accurate thermochemistry for the CH₃X/CH₃X⁺ (X=Br, I) system. *J. Chem. Phys.* **2001**, *115*, 4095-4104, doi:10.1063/1.1391268.
- (13) Tschuikow-Roux, E.; Paddison, S. Bond dissociation energies and radical heats of formation in CH₃Cl, CH₂Cl₂, CH₃Br, CH₂Br₂, CH₂FCl, and CHFCl₂. *Int. J. Chem. Kinet.* **1987**, *19*, 15-24.

Note 45: *Compounds containing one C and one or more F and Br*

[Back to Table](#)

CFBr	Enthalpy obtained using the computed enthalpy of a reaction of the type: CH ₂ (¹ A ₁) + CH ₂ F ₂ + 2CH ₃ Y → CFY(¹ A ₁) + 3CH ₄ at the QCISD(T)/6-311+G(3df,2p)//QCISD/6-311G(d,p) level of theory. Calculations also done at the G2 level. ⁴
CH₂FBr	Taken from review of Kudchadker and Kudchadker. Enthalpy estimated. ¹
CHF₂Br	Enthalpy from review of Pedley. ² Entropy from review of Kudchadker and Kudchadker, who also estimate an enthalpy of -102.66 kcal mol ⁻¹ . ¹
CF₃Br	Enthalpy from a simultaneous solution of a thermochemical network for the CF ₃ X species, where X = nil, H, Cl, Br, I, CF ₃ , CN. ³ Entropy from review of Kudchadker and Kudchadker. ¹
CF₂Br₂	Taken from review of Kudchadker and Kudchadker. All parameters estimated. ¹
CFBr₃	Taken from review of Kudchadker and Kudchadker. Enthalpy estimated. ¹

- (1) Kudchadker, S. A.; Kudchadker, A. P. Ideal gas thermodynamic properties of CH₄, _(a+b+c+d)F_a, Cl_b, Br_c, I_d halomethanes. *J. Phys. Chem. Ref. Data* **1978**, *7*, 1285-1307.
- (2) Pedley, J. B. *Thermochemical Data and Structures of Organic Compounds*; Thermodynamics Data Center: College Station, TX, 1994.
- (3) Ruscic, B.; Michael, J. V.; Redfern, P. C.; Curtiss, L. A.; Raghavachari, K. Simultaneous adjustment of experimentally based enthalpies of formation of CF₃X, X = nil, H, Cl, Br, I, CF₃, CN, and a probe of G3 theory. *J. Phys. Chem. A* **1998**, *102*, 10889-10899.
- (4) Schwartz, M.; Marshall, P. An ab initio investigation of halocarbenes. *J. Phys. Chem. A* **1999**, *103*, 7900-7906.

Note 46: Compounds containing one C and one or more Cl and Br[Back to Table](#)

- CClBr** Enthalpy obtained using the computed enthalpy of a reaction of the type: $\text{CH}_2(^1\text{A}_1) + \text{CH}_3\text{X} + \text{CH}_3\text{Y} \rightarrow \text{CXY}(^1\text{A}_1) + 2\text{CH}_4$ at the QCISD(T)/6-311+G(3df,2p)//QCISD/6-311G(d,p) level of theory. Calculations also done at the G2 level.⁴
- CHClBr** Measured rate constant for the reaction of the radical with HBr, combined with previous measurements on the reverse reaction, with thermodynamic values obtained through a second-law analysis.⁶
- CH₂ClBr** Enthalpy taken from a dissociative photoionization study of a series of dihalomethanes, normalized using the experimental enthalpy of dichloromethane.² The reported value has been adjusted by +0.4 kJ mol⁻¹ to agree with the present enthalpy for CH₂Cl₂.
- CCl₂Br** Measured rate constant for the reaction of the radical with HBr, combined with calculated (MP2(fc)/6-31G(d,p)) values for the reverse reaction, leading to thermodynamic values obtained through a second-law analysis.⁵
- CHCl₂Br** Taken from review of Kudchadker and Kudchadker. All parameters estimated.¹
- CCl₃Br** Enthalpy from review of Pedley.³ Entropy and enthalpy difference from review of Kudchadker and Kudchadker.¹
- CCl₂Br** Measured rate constant for the reaction of the radical with HBr, combined with calculated (MP2(fc)/6-31G(d,p)) values for the reverse reaction, leading to thermodynamic values obtained through a second-law analysis.⁵
- CCl₂Br₂ and CClBr₃**
Taken from review of Kudchadker and Kudchadker. All parameters estimated.¹
- (1) Kudchadker, S. A.; Kudchadker, A. P. Ideal gas thermodynamic properties of CH₄, _(a+b+c+d)F_a, Cl_b, Br_c, I_d halomethanes. *J. Phys. Chem. Ref. Data* **1978**, *7*, 1285-1307.
 - (2) Lago, A. F.; Kercher, J. P.; Bödi, A.; Sztáray, B.; Miller, B.; Wurzelmann, D.; Baer, T. Dissociative photoionization and thermochemistry of dihalomethane compounds studied by threshold photoelectron photoion coincidence spectroscopy. *J. Phys. Chem. A* **2005**, *109*, 1802-1809, doi:10.1021/jp045337s.
 - (3) Pedley, J. B. *Thermochemical Data and Structures of Organic Compounds*; Thermodynamics Data Center: College Station, TX, 1994.
 - (4) Schwartz, M.; Marshall, P. An ab initio investigation of halocarbenes. *J. Phys. Chem. A* **1999**, *103*, 7900-7906.
 - (5) Seetula, J. A. *Ab initio* study of the transition states for determining the enthalpies of formation of alkyl and halogenated alkyl free radicals. *Phys. Chem. Chem. Phys.* **2000**, *2*, 3807-3812, doi:10.1039/b001350l.
 - (6) Seetula, J. A. Kinetics of the $\text{R} + \text{HBr} \rightleftharpoons \text{RH} + \text{Br}$ (R = CH₂Br, CHBrCl or CCl₃) equilibrium. Thermochemistry of the CH₂Br and CHBrCl radicals. *Phys. Chem. Chem. Phys.* **2003**, *5*, 849-855, doi:10.1039/b210787m.

Note 47: Compounds containing one C and one or more Cl and Br[Back to Table](#)

- CHFCIBr** Taken from review of Kudchadker and Kudchadker. Enthalpy estimated.²
- CF₂ClBr** Experimental data from threshold PEPICO studies of halogenated methanes were combined with *ab initio* calculations of isodesmic and exchange reactions into a thermochemical network.¹ Previous enthalpy value of $\Delta_f H_{298}^\circ = -589.5$ kJ mol⁻¹, and the entropy, were estimated.²
- CFCl₂Br** Taken from review of Kudchadker and Kudchadker. All parameters estimated.²
- CFClBr₂** Taken from review of Kudchadker and Kudchadker. All parameters estimated.²

- (1) Harvey, J.; Tuckett, R. P.; Bodi, A. A halomethane thermochemical network from iPEPICO experiments and quantum chemical calculations. *J. Phys. Chem. A* **2012**, *116*, 9696-9705, doi:10.1021/jp307941k.
- (2) Kudchadker, S. A.; Kudchadker, A. P. Ideal gas thermodynamic properties of CH₄ (a+b+c+d)F_a, Cl_b, Br_c, I_d halomethanes. *J. Phys. Chem. Ref. Data* **1978**, *7*, 1285-1307.

Note 48: *Compounds containing one C, one or more O, and Br*

[Back to Table](#)

CBr₂O, carbonyl bromide

Enthalpy from review of Pedley.⁴

CBr₃O Derived from a G2 calculation of the total energy of formation from the gas-phase elements.¹

CBr₃OX (X=H,F,Cl,Br)

Derived from a G2 calculation of the total energy of formation from the gas-phase elements.²

CCl₃OBr Derived from a G2 calculation of the total energy of formation from the gas-phase elements.²

CH₂BrOOH, CHFBrOOH, CHClBrOOH

Geometry optimization and frequency calculations were performed at the MP2/6-31G(d) and the B3LYP/6-311++G(d,p) levels of theory, with a single-point energy calculation at the CCSD(T)/6-311++G(d,p)/B3LYP/6-311++G(d,p) level. The dissociation energy into HO₂ and the alkyl radical was then evaluated and used, after thermal correction, to calculate the enthalpy of formation at 298 K.³ This was adjusted to the radical values from the present Table.

- (1) Brudnik, K.; Jodkowski, J. T.; Nowek, A.; Leszczynski, J. Kinetics of the formation reactions of trichloro- and tribromomethyl hypohalites and alcohols in the gas-phase: Theoretical study *Chem. Phys. Lett.* **2007**, *435*, 194-200, doi:10.1016/j.cplett.2006.12.079.
- (2) Brudnik, K.; Jodkowski, J. T.; Ratajczak, E. Kinetics of the formation reactions of trifluoromethanol and trifluoromethyl hypohalites in the gas phase. *J. Mol. Struct.* **2003**, *656*, 333-339, doi:10.1016/S0022-2860(03)00347-8.
- (3) Kosmas, A. M.; Mpellos, C.; Salta, Z.; Drougas, E. Structural and heat of formation studies of halogenated methyl hydro-peroxides. *Chem. Phys.* **2010**, *371*, 36-42, doi:10.1016/j.chemphys.2010.03.026.
- (4) Pedley, J. B. *Thermochemical Data and Structures of Organic Compounds*; Thermodynamics Data Center: College Station, TX, 1994.

Note 49: *Compounds containing two C and Br*

[Back to Table](#)

C₂Br An *ab initio* calculation at the W2DK level of theory.⁹ Entropy obtained from the same study, using a DFT approach (B97-1/Aug-cc-pVTZ) for geometry optimization and frequency calculations.

C₂HBr, bromoacetylene

Enthalpy from measurements of the photodissociation of bromoacetylene, leading to dissociation energy of 91.0±1.2 kcal mol⁻¹.⁸ Δ_rH₀^o = 71.3±1.5 kcal mol⁻¹. A calculation at the W2DK level of theory gave an enthalpy of 67.50 kcal mol⁻¹.⁹ Entropy obtained from the same study, using a DFT approach (B97-1/Aug-cc-pVTZ) for geometry optimization and frequency calculations.

C₂CHBr Enthalpy from review of Pedley.¹⁰ An enthalpy of 74.1±3.1 kJ mol⁻¹ has been derived from a dissociative photoionization study of CH₂BrCHBr₂ with a computed vinyl cation enthalpy.⁵

CH₂CH₂Br

An experimental study of the reaction Br + C₂H₄ ↔ C₂H₄Br led to an enthalpy of reaction of 6.8±1.6 kcal mol⁻¹.¹

CH₃CHBr A photobromination study leads to D(CH₃CHBr-H) = 97.2±1 kcal mol⁻¹.⁶

CH₃CH₂Br

Enthalpy obtained from a TPEPICO determination of the onset energy of the ethyl cation from the photodissociation of ethyl bromide, taking $\Delta_f H_0^\circ(\text{C}_2\text{H}_5^+) = 915.5 \pm 1.3 \text{ kJ mol}^{-1}$.² Previous enthalpy value, $-61.5 \pm 1.0 \text{ kJ mol}^{-1}$, was taken from review of the literature.³ Entropy calculated by Kudchadker and Kudchadker.⁴

C₂Br₂ An *ab initio* calculation at the W2DK level of theory.⁹ Entropy obtained from the same study, using a DFT approach (B97-1/Aug-cc-pVTZ) for geometry optimization and frequency calculations.

trans-CHBrCBr, trans-dibromovinyl radical

A calculation at the DK-CCSD(T)/Aug-VTZ level, utilizing methyl bromide in an isodesmic reaction.⁹ Entropy obtained from the same study, using a DFT approach (B97-1/Aug-cc-pVTZ) for geometry optimization and frequency calculations.

CH₃CBr₂ A photobromination study leads to $D(\text{CClF}_2\text{-H}) = 94.9 \pm 1.2 \text{ kcal mol}^{-1}$.⁷

CH₃CBr₂H Taken from a review of the literature.³

CHBrCBr₂, tribromoethene

A calculation at the DK-CCSD(T)/Aug-VTZ level, utilizing methyl bromide in an isodesmic reaction.⁹ Entropy obtained from the same study, using a DFT approach (B97-1/Aug-cc-pVTZ) for geometry optimization and frequency calculations.

CH₂BrCH₂Br

Enthalpy from review of Pedley.¹⁰

C₂Br₃ A calculation at the DK-CCSD(T)/Aug-VTZ level, utilizing methyl bromide in an isodesmic reaction.⁹ Entropy obtained from the same study, using a DFT approach (B97-1/Aug-cc-pVTZ) for geometry optimization and frequency calculations.

CH₂BrCHBr₂

Enthalpy derived from a dissociative photoionization study of CH₂BrCHBr₂ and a computed vinyl cation enthalpy.⁵

CH₃CBr₃ Taken from a Thermodynamics Research Center review. Enthalpy estimated.⁴

C₂Br₄, CHBr₂CBr₂, CBr₃CHBr, C₂Br₅, C₂Br₆

A calculation at the DK-CCSD(T)/Aug-VTZ level, utilizing methyl bromide in an isodesmic reaction.⁹ Entropy obtained from the same study, using a DFT approach (B97-1/Aug-cc-pVTZ) for geometry optimization and frequency calculations.

- (1) Bedjanian, Y.; Poulet, G.; Le Bras, G. Low-pressure study of the reactions of Br atoms with alkenes. 2. Reactions with ethene and trans-2-butene. *J. Phys. Chem. A* **1999**, *103*, 4026-4033.
- (2) Borkar, S.; Sztaray, B. Self-consistent heats of formation for the ethyl cation, ethyl bromide, and ethyl iodide from threshold photoelectron photoion coincidence spectroscopy. *J. Phys. Chem. A* **2010**, *114*, 6117-6123, doi:10.1021/jp102162f.
- (3) Kolesov, V. P.; Papina, T. S. Thermochemistry of haloethanes. *Russ. Chem. Rev.* **1983**, *52*, 425-439.
- (4) Kudchadker, S. A.; Kudchadker, A. P. Ideal gas thermodynamic properties of selected bromoethanes and iodoethane. *J. Phys. Chem. Ref. Data* **1979**, *8*, 519-526, doi:10.1063/1.555601.
- (5) Lago, A. F.; Baer, T. A photoelectron photoion coincidence study of the vinyl bromide and tribromoethane ion dissociation dynamics: Heats of formation of C₂H₃⁺, C₂H₃Br, C₂H₃Br⁺, C₂H₃Br₂⁺, and C₂H₃Br₃. *J. Phys. Chem. A* **2006**, *110*, 3036-3041, doi:10.1021/jp053943x.
- (6) Miyokawa, K.; Tschuikow-Roux, E. Kinetics of α - and β -hydrogen abstraction from C₂H₅Cl by Br atoms. Estimate of C-H bond dissociation energies and heats of formation of CH₃CHCl and CH₂CH₂Cl radicals. *J. Phys. Chem.* **1990**, *94*, 715-717, doi:10.1021/j100365a037.
- (7) Miyokawa, K.; Tschuikow-Roux, E. Kinetics of photobromination of dichloro- and dibromoethane. Estimate of the C-H bond dissociation energies and the heats of formation of the CH₃CCl₂ and CH₃CHBr₂ radicals. *Bull. Chem. Soc. Jpn.* **1999**, *72*, 1-5.

- (8) Okabe, H. Photodissociation of acetylene and bromoacetylene in the vacuum ultraviolet: Production of electronically excited C₂H and C₂. *J. Chem. Phys.* **1975**, *62*, 2782-2787, doi:10.1063/1.430813.
- (9) Oren, M.; Iron, M. A.; Burcat, A.; Martin, J. M. L. Thermodynamic properties of C₁ and C₂ bromo compounds and radicals: A relativistic ab initio study. *J. Phys. Chem. A* **2004**, *108*, 7752-7761, doi:10.1021/jp0475786.
- (10) Pedley, J. B. *Thermochemical Data and Structures of Organic Compounds*; Thermodynamics Data Center: College Station, TX, 1994.

Note 50: *Compounds containing two C and Br and F and/or Cl*

[Back to Table](#)

All enthalpy values taken from the review of Pedley et al.¹

- (1) Pedley, J. B. *Thermochemical Data and Structures of Organic Compounds*; Thermodynamics Data Center: College Station, TX, 1994.

Note 51: *Compounds containing two C, O and Br*

[Back to Table](#)

CH₃C(O)Br, acetyl bromide

Enthalpy from review of Pedley.³

CH₂BrCOOH

Review of the literature by Dorofeeva et al.²

BrCH₂CH₂OH

The enthalpy of formation of the liquid was determined by using rotating-bomb combustion calorimetry to be $\Delta_f H_{298}^{\circ}(l) = -275.8 \pm 0.6$ kJ mol⁻¹. The molar enthalpy of vaporization was then determined by use of Calvert-drop microcalorimetry as $\Delta_{\text{vap}} H_{298}^{\circ} = 54.08 \pm 0.40$ kJ mol⁻¹.¹

- (1) Bernardes, C. E. S.; Minas da Piedade, M. E.; Amaral, L. M. P. F.; Ferreira, A. I. M. C. L.; Ribeiro da Silva, M. A. V.; Diogo, H. P.; Costa Cabral, B. J. Energetics of C–F, C–Cl, C–Br, and C–I bonds in 2-haloethanols. Enthalpies of formation of XCH₂CH₂OH (X = F, Cl, Br, I) compounds and of the 2-hydroxyethyl radical. *J. Phys. Chem. A* **2007**, *111*, 1713-1720, doi:10.1021/jp0675678.
- (2) Dorofeeva, O.; Novikov, V. P.; Neumann, D. B. NIST-JANAF thermochemical tables. 1. Ten organic molecules related to atmospheric chemistry. *J. Phys. Chem. Ref. Data* **2001**, *30*, 475-513.
- (3) Pedley, J. B. *Thermochemical Data and Structures of Organic Compounds*; Thermodynamics Data Center: College Station, TX, 1994.

Note 52: *Compounds containing three C and Br*

[Back to Table](#)

CH₃CHBrCH₃

The measured onset energy for *i*-C₃H₇⁺ from iPEPICO spectroscopy of *i*-C₃H₇Br was used in conjunction with a new value of the ion enthalpy of formation to obtain the 0 K enthalpy of the bromide.¹

- (1) Stevens, W. R.; Bodi, A.; Baer, T. Dissociation dynamics of energy selected, propane, and *i*-C₃H₇X⁺ ions by iPEPICO: Accurate heats of formation of *i*-C₃H₇⁺, *i*-C₃H₇Cl, *i*-C₃H₇Br, and *i*-C₃H₇I. *J. Phys. Chem. A* **2010**, *114*, 11285-11291, doi:10.1021/jp104200h.

Note 53: *Compounds containing one I and 0 or 1 H*

[Back to Table](#)

I CODATA Key Values.² The JANAF values are $\Delta_f H_{298}^{\circ} = 106.76$ kJ mol⁻¹, $\Delta_f H_0^{\circ} = 107.16$ kJ mol⁻¹, and $S = 180.786$ J K⁻¹ mol⁻¹.¹

- I₂** CODATA Key Values.² The JANAF values are $\Delta_f H_{298}^\circ = 62.42 \text{ kJ mol}^{-1}$, $\Delta_f H_0^\circ = 65.50 \text{ kJ mol}^{-1}$, and $S = 260.685 \text{ J K}^{-1} \text{ mol}^{-1}$.¹ A calculation of the atomization energy at the CCSD(T) level, extrapolated to the CBS limit, leads to $\Delta_f H_{298}^\circ = 61.9 \pm 6 \text{ kJ mol}^{-1}$ and $\Delta_f H_0^\circ = 65.3 \pm 6 \text{ kJ mol}^{-1}$.³
- HI** Taken from a NIST-JANAF review.⁴ CODATA Key Value enthalpy at 298 K is identical.²
- (1) Chase, M. W. NIST-JANAF thermochemical tables. *J. Phys. Chem. Ref. Data* **1998**, *Monograph 9*.
 - (2) Cox, J. D.; Wagman, D. D.; Medvedev, V. A. *CODATA Key Values for Thermodynamics*; Hemisphere Publishing Corp.: New York, 1989.
 - (3) Grant, D. J.; Garner, E. B.; Matus, M. H.; Nguyen, M. T.; Peterson, K. A.; Francisco, J. S.; Dixon, D. A. Thermodynamic properties of the XO₂, X₂O, XYO, X₂O₂, and XYO₂ (X, Y = Cl, Br and I) isomers. *J. Phys. Chem. A* **2010**, *114*, 4254-4265, doi:10.1021/jp911320p.
 - (4) Shenyavskaya, E. A.; Yungman, V. S. NIST-JANAF thermochemical tables. III. Diatomic hydrogen halide gases. *J. Phys. Chem. Ref. Data* **2004**, *33*, 923-957, doi:10.1063/1.1638781.

Note 54: *Compounds containing I and O*

[Back to Table](#)

- IO** The photodissociation dynamics of expansion-cooled IO was investigated, using velocity map ion imaging. This led to $D_0 = 54.9 (+0.2 -0.4) \text{ kcal mol}^{-1}$ and to the recommended enthalpy values.³ Previous recommendation of the enthalpy, $\Delta_f H_0^\circ = 127.2 \pm 2.5 \text{ kJ mol}^{-1}$, $\Delta_f H_{298}^\circ = 125.1 \pm 2.5 \text{ kJ mol}^{-1}$, was from a CCSD(T) calculation of the dissociation energy, both directly and thorough a negative ion thermochemical cycle.¹⁰ The NIST-JANAF thermochemical tables for iodine oxides recommends $\Delta_f H_{298}^\circ = 126 \pm 18 \text{ kJ mol}^{-1}$ and $\Delta_f H_0^\circ = 128 \pm 18 \text{ kJ mol}^{-1}$, based on molecular beam studies.² The earlier spectroscopic studies are also discussed here. An equilibrium constant derived from the forward and reverse rate constants for $\text{IO} + \text{ClO} \leftrightarrow \text{I} + \text{OClO}$ leads to an enthalpy at 298 K of about $28.6 \text{ kcal mol}^{-1}$ (using reference values from this table) and $27.5 \text{ kcal mol}^{-1}$ from the equilibrium $\text{Cl} + \text{IO} \leftrightarrow \text{I} + \text{ClO}$.¹ Enthalpy of reaction obtained using CCSD(T) calculations at B3LYP geometries, with corrections for spin-orbit coupling, for $\text{I} + \text{O} \rightarrow \text{IO}$, using Table reference values, leads to $\Delta_f H_{298}^\circ = 117.3 \text{ kJ mol}^{-1}$.⁷ A calculation of the atomization energy at the CCSD(T) level, extrapolated to the CBS limit, leads to $\Delta_f H_{298}^\circ = 128.0 \pm 6 \text{ kJ mol}^{-1}$ and $\Delta_f H_0^\circ = 130.1 \pm 6 \text{ kJ mol}^{-1}$.⁵ Entropy based on extensive calculations.⁶
- OIO** The enthalpy value was from a determination of the threshold for the appearance of IO upon pulsed photolysis of OIO, indicating a bond strength of $D_0(\text{O}-\text{IO}) = 248.8 \pm 1 \text{ kJ mol}^{-1}$.⁴ The previous values of $\Delta_f H_{298}^\circ = 117.7 \pm 6 \text{ kJ mol}^{-1}$ and $\Delta_f H_0^\circ = 123.4 \pm 6 \text{ kJ mol}^{-1}$ were from a calculation of the atomization energy at the CCSD(T) level, extrapolated to the CBS limit.⁵ Molecular properties calculated at the MP2/6-31G(d) and MP2/6-311+G(3df) levels of theory provided the entropy and, with this information, an enthalpy of $\Delta_f H_{298}^\circ = 75 \text{ kJ mol}^{-1}$ was derived using approximate QCISD(T)/6-311+G93df energies coupled with isodesmic reactions.⁹ A more recent computational study gives an enthalpy at 0 K of $113.9 \pm 10.3 \text{ kJ mol}^{-1}$.⁸ Enthalpy of reaction obtained using CCSD(T) calculations at B3LYP geometries, with corrections for spin-orbit coupling, for $2\text{IO} \rightarrow \text{OIO} + \text{I}$ leads to a 298 K enthalpy of $110.1 \text{ kJ mol}^{-1}$.⁷
- IOO** Enthalpy for the reaction $\text{HOOI} + \text{FOO} \rightarrow \text{HOOF} + \text{IOO}$ at the CCSD(T)/CBS(DTQ) level of theory, adjusted for the Table value for FOO, leads the cited enthalpy.⁵ Entropy from molecular properties calculated at the MP2/6-31G(d) and MP2/6-311+G(3df) levels of theory and, with this information, an enthalpy of $\Delta_f H_{298}^\circ = 96 \text{ kJ mol}^{-1}$ was derived using approximate QCISD(T)/6-311+G93df energies coupled with isodesmic reactions.⁹
- IO₃** Enthalpy at 298 K of reaction obtained using CCSD(T) calculations at B3LYP geometries, with corrections for spin-orbit coupling, for $\text{OIO} + \text{IO}_3 \rightarrow \text{I}_2\text{O}_5$.⁷ Entropy and enthalpy difference from NIST-JANAF thermochemical tables for iodine oxides.² Previous enthalpy value of 242 kJ mol^{-1} was estimated.

- IOI** The enthalpy is from a calculation of the atomization energy at the CCSD(T) level, extrapolated to the CBS limit.⁵ Entropy from molecular properties calculated at the MP2/6-31G(d) and MP2/6-311+G(3df) levels of theory and, with this information, an enthalpy of $\Delta_f H_{298}^\circ = 92.5 \pm 17 \text{ kJ mol}^{-1}$ was derived using approximate QCISD(T)/6-311+G93df energies coupled with isodesmic reactions.⁹
- IIO** The enthalpy is from a calculation of the atomization energy at the CCSD(T) level, extrapolated to the CBS limit. Listed value is for the ¹A' state. $\Delta_f H_{298}^\circ = 234.3 \pm 6 \text{ kJ mol}^{-1}$ for the ³A₂ state.⁵ Entropy from molecular properties calculated at the MP2/6-31G(d) and MP2/6-311+G(3df) levels of theory and, with this information, an enthalpy of $\Delta_f H_{298}^\circ = 134 \pm 17 \text{ kJ mol}^{-1}$ was derived using approximate QCISD(T)/6-311+G93df energies coupled with isodesmic reactions.⁹
- IOOI** The enthalpy is from a calculation of the atomization energy at the CCSD(T) level, extrapolated to the CBS limit.⁵ Entropy from molecular properties calculated at the MP2/6-31G(d) and MP2/6-311+G(3df) levels of theory and, with this information, an enthalpy of $\Delta_f H_{298}^\circ = 157 \text{ kJ mol}^{-1}$ was derived using approximate QCISD(T)/6-311+G93df energies coupled with isodesmic reactions.⁹ Enthalpy of reaction obtained using CCSD(T) calculations at B3LYP geometries, with corrections for spin-orbit coupling, for IO + IO → IOOI leads to a 298 K enthalpy of 179.9 kJ mol⁻¹.⁷
- IIO₂** The enthalpy is from a calculation of the atomization energy at the CCSD(T) level, extrapolated to the CBS limit.⁵ Entropy from molecular properties calculated at the MP2/6-31G(d) and MP2/6-311+G(3df) levels of theory and, with this information, an enthalpy of $\Delta_f H_{298}^\circ = 103 \text{ kJ mol}^{-1}$ was derived using approximate QCISD(T)/6-311+G93df energies coupled with isodesmic reactions.⁹ Enthalpy of reaction obtained using CCSD(T) calculations at B3LYP geometries, with corrections for spin-orbit coupling, for IO + IO → IIO₂, using Table reference values, leads to a 298 K enthalpy of 157.9 kJ mol⁻¹.⁷
- IOIO** The enthalpy is from a calculation of the atomization energy at the CCSD(T) level, extrapolated to the CBS limit.⁵ Entropy from molecular properties calculated at the MP2/6-31G(d) and MP2/6-311+G(3df) levels of theory and, with this information, an enthalpy of $\Delta_f H_{298}^\circ = 124 \text{ kJ mol}^{-1}$ was derived using approximate QCISD(T)/6-311+G93df energies coupled with isodesmic reactions.⁹ Enthalpy of reaction obtained using CCSD(T) calculations at B3LYP geometries, with corrections for spin-orbit coupling, for IO + IO → IOIO leads to a 298 K enthalpy of 141.3 kJ mol⁻¹.⁷
- OIO** The enthalpy is from a calculation of the atomization energy at the CCSD(T) level, extrapolated to the CBS limit.⁵ Molecular properties calculated at the MP2/6-31G(d) and MP2/6-311+G(3df) levels of theory. Enthalpy derived using approximate QCISD(T)/6-311+G93df energies coupled with isodesmic reactions gives $\Delta_f H_{298}^\circ = 224 \text{ kJ mol}^{-1}$.⁹
- I₂O₃** Enthalpy of reaction obtained using CCSD(T) calculations at B3LYP geometries, with corrections for spin-orbit coupling, for IO + OIO → I₂O₃.⁷
- I₂O₄** Enthalpy of reaction obtained using CCSD(T) calculations at B3LYP geometries, with corrections for spin-orbit coupling, for 2OIO → I₂O₄.⁷
- I₂O₅** Enthalpy of reaction obtained using CCSD(T) calculations at B3LYP geometries, with corrections for spin-orbit coupling, for I₂O₄ + O₃ → I₂O₅ + O.⁷
- (1) Bedjanian, Y.; Le Bras, G.; Poulet, G. Kinetics and mechanism of the IO + ClO reaction. *J. Phys. Chem. A* **1997**, *101*, 4088-4096.
 - (2) Chase, M. W. NIST-JANAF thermochemical tables for the iodine oxides. *J. Phys. Chem. Ref. Data* **1996**, *25*, 1297-1340.
 - (3) Dooley, K. S.; Geidosch, J. N.; North, S. W. Ion imaging study of IO radical photodissociation: Accurate bond dissociation energy determination. *Chem. Phys. Lett.* **2008**, *457*, 303-306, doi:10.1016/j.cplett.2008.04.009.

- (4) Gómez Martín, J. C.; Plane, J. M. C. Determination of the O–IO bond dissociation energy by photofragment excitation spectroscopy. *Chem. Phys. Lett.* **2009**, *474*, 79-83, doi:10.1016/j.cplett.2009.04.052.
- (5) Grant, D. J.; Garner, E. B.; Matus, M. H.; Nguyen, M. T.; Peterson, K. A.; Francisco, J. S.; Dixon, D. A. Thermodynamic properties of the XO₂, X₂O, XYO, X₂O₂, and XYO₂ (X, Y = Cl, Br and I) isomers. *J. Phys. Chem. A* **2010**, *114*, 4254-4265, doi:10.1021/jp911320p.
- (6) Hassanzadeh, P.; Irikura, K. K. Nearly ab initio thermochemistry: The use of reactions schemes. Application to IO and HOI. *J. Phys. Chem. A* **1997**, *101*, 1580-1587.
- (7) Kaltsoyannis, N.; Plane, J. M. C. Quantum chemical calculations on a selection of iodine-containing species (IO, OIO, INO₃, (IO)₂, I₂O₃, I₂O₄ and I₂O₅) of importance in the atmosphere. *Phys. Chem. Chem. Phys.* **2008**, *10*, 1723-1733, doi:10.1039/b715687c.
- (8) Lee, S. Y. Computational study of enthalpies of formation of OXO (X = Cl, Br, and I) and their anions. *J. Phys. Chem. A* **2004**, *108*, 10754-10761, doi:10.1021/jp0467550.
- (9) Misra, A.; Marshall, P. Computational investigation of iodine oxides. *J. Phys. Chem. A* **1998**, *102*, 9056-9060.
- (10) Peterson, K. A.; Shepler, B. C.; Figgen, D.; Stoll, H. On the spectroscopic and thermochemical properties of ClO, BrO, IO, and their anions. *J. Phys. Chem. A* **2006**, *110*, 13877-13883, doi:10.1021/jp065887l.

Note 55: *Compounds containing I and O*

[Back to Table](#)

HOI Reaction enthalpies for a set of isogyric reactions were calculated using CR-CCSD(T) with single and double excitation and with second-order spin-free Douglas-Kroll-Hess Hamiltonian applied to account for the scalar relativistic effects. The listed values are from a recalculation using the present Table values, which are particularly different for IO and OH. The authors report: $\Delta_f H_{298}^\circ = -69.0 \pm 3.7$ kJ mol⁻¹.⁶ A computational study of the OH + CH₂BrI → HOI + CH₂Br reaction at the DK-CCSD(T)/ANO-RCC-L(1)/MP2/ccpVTZ level of theory led to $\Delta_f H_{298}^\circ = -62.9$ kJ mol⁻¹.⁵ The previous values of $\Delta_f H_{298}^\circ = -69.6 \pm 5.4$ kJ mol⁻¹ and $\Delta_f H_0^\circ = -64.9 \pm 5.4$ kJ mol⁻¹ was based on the measured activation energy of the reaction OH + CF₃I → CF₃ + HOI and G2(MP2) calculation indicating a negligible barrier for the reverse reaction.² Entropy based on extensive calculations.³ Enthalpy values have also been calculated using the isogyric reaction HOOH + IO → HOO + HOI with density functional theory (GP96PW91 level), leading to -58.6 kJ mol⁻¹ and -63.3 kJ mol⁻¹ at 0 and 298 K, employing reference enthalpies from this Table.¹ A calculation involving a pair of isodesmic reactions at the CCSD(T) level of theory in conjunction with the aug-cc-pVTZ-PP and aug-cc-pVQZ-PP basis sets led to $\Delta_f H_{298}^\circ = -59.2 \pm 3.9$ kJ mol⁻¹ and $\Delta_f H_0^\circ = -54.5 \pm 3.9$ kJ mol⁻¹.⁴

HIO Enthalpy difference calculated HOI → HIO with density functional theory (GP96PW91 level).¹

HOIO Enthalpy difference calculated HOOI → HOIO with density functional theory (GP96PW91 level), $\Delta_f H_0^\circ = -11.0$ kJ mol⁻¹.¹

HOOI Enthalpy values calculated using the isogyric reaction HOOH + IO → HO + HOOI with density functional theory (GP96PW91 level), employing reference enthalpies from this Table.¹

- (1) Begović, N.; Marković, Z.; Anić, S.; Kolar-Anić, L. Computational investigation of HIO and HIO₂ isomers. *J. Phys. Chem. A* **2004**, *108*, 651-657, doi:10.1021/jp034492o.
- (2) Berry, R. J.; Yuan, Y.; Misra, A.; Marshall, P. Experimental and computational investigations of the reaction of OH with CF₃I and the enthalpy of formation of HOI. *J. Phys. Chem. A* **1998**, *102*, 5182-5188.
- (3) Hassanzadeh, P.; Irikura, K. K. Nearly ab initio thermochemistry: The use of reactions schemes. Application to IO and HOI. *J. Phys. Chem. A* **1997**, *101*, 1580-1587.
- (4) Marshall, P. Computational studies of the thermochemistry of the atmospheric iodine reservoirs HOI and IONO₂. *Advances in Quantum Chemistry* **2008**, 159-175.

- (5) Šulka, M.; Šulková, K.; Louis, F.; Neogrady, P.; Černušák, I. A theoretical study of the X-abstraction reactions (X = H, Br, or I) from CH₂IBr by OH radicals: Implications for atmospheric chemistry. *Z. Phys. Chem.* **2013**, *227*, 1337-1359, doi:10.1524/zpch.2013.0391.
- (6) Šulková, J.; Federič, J.; Louis, F.; Cantrel, L.; Demovič, L.; Černušák, I. Thermochemistry of small iodine species. *Phys. Scr.* **2013**, *88*, 058304, doi:10.1088/0031-8949/88/05/058304.

Note 56: *Di-halo compounds containing I*

[Back to Table](#)

- IF** The total atomization energy was calculated using a composite electronic structure approach based on CCSD(T) and extrapolated to the complete basis set limit with a two-point extrapolation scheme, Q5. Additional corrections included zero-point energy, core-valence effect, for scalar relativistic effects, and spin-orbit corrections.⁴
- ICl** Taken from review of Gurvich et al.³ The JANAF Tables give $\Delta_f H_0^\circ = 19.141 \pm 0.105$ kJ mol⁻¹, $\Delta_f H_{298}^\circ = 17.506 \pm 0.105$ kJ mol⁻¹, and $S^\circ = 247.567$ J mol⁻¹.¹ A calculation of the atomization energy at the CCSD(T) level, extrapolated to the CBS limit, leads to $\Delta_f H_{298}^\circ = 18.8 \pm 4$ kJ mol⁻¹ and $\Delta_f H_0^\circ = 20.5 \pm 4$ kJ mol⁻¹.²
- IBr** Taken from review of Gurvich et al.³ The JANAF Tables give $\Delta_f H_0^\circ = 49.815 \pm 0.08$ kJ mol⁻¹, $\Delta_f H_{298}^\circ = 40.878 \pm 0.08$ kJ mol⁻¹, and $S^\circ = 258.95$ J mol⁻¹.¹ A calculation of the atomization energy at the CCSD(T) level, extrapolated to the CBS limit, leads to $\Delta_f H_{298}^\circ = 41.4 \pm 4$ kJ mol⁻¹ and $\Delta_f H_0^\circ = 50.2 \pm 4$ kJ mol⁻¹.²
- (1) Chase, M. W. NIST-JANAF thermochemical tables. *J. Phys. Chem. Ref. Data* **1998**, *Monograph 9*.
- (2) Grant, D. J.; Garner, E. B.; Matus, M. H.; Nguyen, M. T.; Peterson, K. A.; Francisco, J. S.; Dixon, D. A. Thermodynamic properties of the XO₂, X₂O, XYO, X₂O₂, and XYO₂ (X, Y = Cl, Br and I) isomers. *J. Phys. Chem. A* **2010**, *114*, 4254-4265, doi:10.1021/jp911320p.
- (3) Gurvich, L. V.; Veyts, I. V.; Alcock, C. B. *Thermodynamic Properties of Individual Substances*, Fourth ed.; Hemisphere Publishing Corp.: New York, 1991; Vol. 2.
- (4) Thanthiriwatte, K. S.; Vasiliu, M.; Dixon, D. A.; Christe, K. O. Structural and energetic properties of closed shell XF_n (X = Cl, Br, and I; n = 1–7) and XO_nF_m (X = Cl, Br, and I; n = 1–3; m = 0–6) molecules and ions leading to stability predictions for yet unknown compounds. *Inorg. Chem.* **2012**, *51*, 10966-10982, doi:10.1021/ic301438b.

Note 57: *Compounds containing I, O, and F*

[Back to Table](#)

- IOF, IO₂F** The total atomization energy was calculated using a composite electronic structure approach based on CCSD(T) and extrapolated to the complete basis set limit with a two-point extrapolation scheme, Q5. Additional corrections included zero-point energy, core-valence effect, for scalar relativistic effects, and spin-orbit corrections.¹
- (1) Thanthiriwatte, K. S.; Vasiliu, M.; Dixon, D. A.; Christe, K. O. Structural and energetic properties of closed shell XF_n (X = Cl, Br, and I; n = 1–7) and XO_nF_m (X = Cl, Br, and I; n = 1–3; m = 0–6) molecules and ions leading to stability predictions for yet unknown compounds. *Inorg. Chem.* **2012**, *51*, 10966-10982, doi:10.1021/ic301438b.

Note 58: *Compounds containing I, O, and Cl*

[Back to Table](#)

- ClOI** The enthalpy is from a calculation of the atomization energy at the CCSD(T) level, extrapolated to the CBS limit.¹ Enthalpy derived using molecular properties calculated at the MP2/6-311+G(3df) level of theory, with Gaussian-2 energies coupled with isodesmic reactions, resulted in $\Delta_f H_{298}^\circ = 76.1$ kJ mol⁻¹.²
- ClIO** The enthalpy is from a calculation of the atomization energy at the CCSD(T) level, extrapolated to the CBS limit. This value is for the ¹A' state. $\Delta_f H_{298}^\circ = 164.0 \pm 6$ kJ mol⁻¹ for the ³A'' state.¹ Enthalpy derived using molecular properties calculated at the MP2/6-

311+G(3df) level of theory, with Gaussian-2 energies coupled with isodesmic reactions, resulted in $\Delta_f H_{298}^\circ = 68.2 \text{ kJ mol}^{-1}$.²

IClO The enthalpy is from a calculation of the atomization energy at the CCSD(T) level, extrapolated to the CBS limit.¹ Calculations using molecular properties at the MP2/6-311+G(3df) level of theory and Gaussian-2 energies, coupled with isodesmic reactions and reference enthalpies changed to correspond to values in this Table, resulted in $\Delta_f H_{298}^\circ = 166 \text{ kJ mol}^{-1}$.²

ClO₂ The enthalpy is from a calculation of the atomization energy at the CCSD(T) level, extrapolated to the CBS limit.¹ Calculations using molecular properties at the MP2/6-311+G(3df) level of theory and Gaussian-2 energies, coupled with isodesmic reactions and reference enthalpies changed to correspond to values in this Table, resulted in $\Delta_f H_{298}^\circ = 10.9 \text{ kJ mol}^{-1}$.²

ClOIO The enthalpy is from a calculation of the atomization energy at the CCSD(T) level, extrapolated to the CBS limit.¹ Calculations using molecular properties at the MP2/6-311+G(3df) level of theory and Gaussian-2 energies, coupled with isodesmic reactions and reference enthalpies changed to correspond to values in this Table, resulted in $\Delta_f H_{298}^\circ = 107 \text{ kJ mol}^{-1}$.²

ClOOI The enthalpy is from a calculation of the atomization energy at the CCSD(T) level, extrapolated to the CBS limit.¹ Calculations using molecular properties at the MP2/6-311+G(3df) level of theory and Gaussian-2 energies, coupled with isodesmic reactions and reference enthalpies changed to correspond to values in this Table, resulted in $\Delta_f H_{298}^\circ = 126 \text{ kJ mol}^{-1}$.²

IOClO The enthalpy is from a calculation of the atomization energy at the CCSD(T) level, extrapolated to the CBS limit.¹ Calculations using molecular properties at the MP2/6-311+G(3df) level of theory and Gaussian-2 energies, coupled with isodesmic reactions and reference enthalpies changed to correspond to values in this Table, resulted in $\Delta_f H_{298}^\circ = 154 \text{ kJ mol}^{-1}$.²

IClO₂ The enthalpy is from a calculation of the atomization energy at the CCSD(T) level, extrapolated to the CBS limit.¹ Calculations using molecular properties at the MP2/6-311+G(3df) level of theory and Gaussian-2 energies, coupled with isodesmic reactions and reference enthalpies changed to correspond to values in this Table, resulted in $\Delta_f H_{298}^\circ = 188 \text{ kJ mol}^{-1}$.²

- (1) Grant, D. J.; Garner, E. B.; Matus, M. H.; Nguyen, M. T.; Peterson, K. A.; Francisco, J. S.; Dixon, D. A. Thermodynamic properties of the XO₂, X₂O, XYO, X₂O₂, and XYO₂ (X, Y = Cl, Br and I) isomers. *J. Phys. Chem. A* **2010**, *114*, 4254-4265, doi:10.1021/jp911320p.
- (2) Misra, A.; Marshall, P. Computational studies of the isomers of ClIO and ClIO₂. *J. Chem. Soc. Faraday Trans.* **1997**, *93*, 3301-3304.

Note 59: *Compounds containing I, O, and Br*

[Back to Table](#)

For all: The enthalpy values are from calculation of the atomization energies at the CCSD(T) level, extrapolated to the CBS limit.¹ For BrIO, the value is for the ¹A' state. $\Delta_f H_{298}^\circ = 190.0 \pm 6 \text{ kJ mol}^{-1}$ for the ³A" state.

- (1) Grant, D. J.; Garner, E. B.; Matus, M. H.; Nguyen, M. T.; Peterson, K. A.; Francisco, J. S.; Dixon, D. A. Thermodynamic properties of the XO₂, X₂O, XYO, X₂O₂, and XYO₂ (X, Y = Cl, Br and I) isomers. *J. Phys. Chem. A* **2010**, *114*, 4254-4265, doi:10.1021/jp911320p.

Note 60: *Compounds containing I, O, and N*

[Back to Table](#)

- INO** Thermodynamic parameters from a third-law analysis of the equilibrium reaction $I + NO (+He) \leftrightarrow INO (+He)$.⁴ Enthalpy of reaction obtained using CCSD(T) calculations at B3LYP geometries, with corrections for spin-orbit coupling, for $I + NO \rightarrow INO$, using Table reference values, leads to a 298 K enthalpy of $134.2 \text{ kJ mol}^{-1}$.¹
- INO₂** Thermodynamic parameters from a third-law analysis of the equilibrium reaction $I + NO_2 (+He) \leftrightarrow INO_2 (+He)$.⁴
- IOONO** Derived from CCSD(T) single-point calculations at B3LYP geometries for the interconversion of the two isomers.³ The dissociation energy for IONO₂ was also calculated to be $131.4 \text{ kJ mol}^{-1}$, leading to an enthalpy at 298K for that isomer of 24.8 kJ mol^{-1} , whereas a value of 37.5 kJ mol^{-1} has been selected for this Table.
- IONO₂** The enthalpy values were derived from the average of the IO – NO₂ bond dissociation energies calculated by Kaltsoyannis and Plane¹ and by Marshall.² See Table 3-1, note 32 for more details. The selected entropy value is also discussed in that note.
- (1) Kaltsoyannis, N.; Plane, J. M. C. Quantum chemical calculations on a selection of iodine-containing species (IO, OIO, INO₃, (IO)₂, I₂O₃, I₂O₄ and I₂O₅) of importance in the atmosphere. *Phys. Chem. Chem. Phys.* **2008**, *10*, 1723-1733, doi:10.1039/b715687c.
 - (2) Marshall, P. Computational studies of the thermochemistry of the atmospheric iodine reservoirs HOI and IONO₂. *Advances in Quantum Chemistry* **2008**, 159-175.
 - (3) Papayannakos, N.; Kosmas, A. M. The conformational potential energy surface of IOONO and the isomerization and decomposition processes. *Chem. Phys.* **2005**, *315*, 251-258, doi:10.1016/j.chemphys.2005.04.014.
 - (4) van den Bergh, H.; Troe, J. Kinetic and thermodynamic properties of INO and IONO₂ intermediate complexes in iodine recombination. *J. Chem. Phys.* **1976**, *64*, 736-742, doi:10.1063/1.432220.

Note 61: *Compounds containing one C and I and H*

[Back to Table](#)

- CHI** Enthalpy obtained using the computed enthalpy of a reaction of the type: $CH_2(^1A_1) + CH_3X + CH_3Y \rightarrow CXY(^1A_1) + 2CH_4$ at the QCISD(T)/6-311+G(3df,2p)//QCISD/6-311G(d,p) level of theory. Calculations also done at the G2 level.⁸
- CH₂I** Enthalpy value from *ab initio* calculations at the QCISD(T)/6-311+G(3df,2p) level of theory, utilizing an isodesmic reaction with methyl bromide.⁷ A computational study of the $OH + CH_3I \rightarrow H_2O + CH_2I$ reaction at the DK-CCSD(T)/ANO-RCC-L(1)//MP2/ccpVTZ level of theory led to $\Delta_f H_{298}^\circ = 215.9 \text{ kJ mol}^{-1}$ and $\Delta_f H_0^\circ = 220.2 \text{ kJ mol}^{-1}$.⁶ These values provided the enthalpy difference utilized. A subsequent study on the reaction $OH + CH_2IBr \rightarrow HOBr + CH_2I$ led to $\Delta_f H_{298}^\circ = 218.4 \text{ kJ mol}^{-1}$ and $\Delta_f H_0^\circ = 223.3 \text{ kJ mol}^{-1}$.¹² Previous enthalpy value of $228.0 \pm 2.8 \text{ kJ mol}^{-1}$ from *ab initio* calculations used to determine the entropies of the reactants and the transition state for $Br + CH_3I \rightarrow HBr + CH_2I$. Arrhenius parameters were then calculated by transition state theory. The kinetics of the reverse reactions were measured in a flow system. The enthalpy value was obtained from a second-law analysis.⁹
- CH₃I** Calculated from the dissociation of energy-selected CH_3I^+ and its adiabatic ionization energy.¹⁰ Enthalpy from rotating combustion calorimetry is $14.4 \pm 1.4 \text{ kJ mol}^{-1}$.² A review of the literature gave $\Delta_f H_{298}^\circ = 13.8 \pm 1.2 \text{ kJ mol}^{-1}$ and the enthalpy difference; the entropy is from ideal gas thermodynamic properties.³
- Cl₂** Enthalpy obtained using the computed enthalpy of a reaction of the type: $CH_2(^1A_1) + CH_3X + CH_3Y \rightarrow CXY(^1A_1) + 2CH_4$ at the QCISD(T)/6-311+G(3df,2p)//QCISD/6-311G(d,p) level of theory. Calculations also done at the G2 level.⁸
- CHI₂** Enthalpy value from *ab initio* calculations at the QCISD(T)/6-311+G(3df,2p) level of theory, utilizing an isodesmic reaction with methyl bromide.⁷ A computational study of the $OH + CH_3I \rightarrow HOI + CHI_2$ reaction at the CCSD(T)/ANO-RCC-Large//MP2/ccpVTZ level of theory led to $\Delta_f H_{298}^\circ = 309.2 \text{ kJ mol}^{-1}$ and $\Delta_f H_0^\circ = 298.9 \text{ kJ mol}^{-1}$.¹¹ These values provided the

enthalpy difference utilized. A computational study of the $\text{OH} + \text{CH}_2\text{I}_2 \rightarrow \text{H}_2\text{O} + \text{CHI}_2$ reaction at the DK-CCSD(T)/ANO-RCC-L(1)//MP2/ccpVTZ level of theory led to $\Delta_f H_{298}^\circ = 298.7 \text{ kJ mol}^{-1}$ and $\Delta_f H_0^\circ = 303.5 \text{ kJ mol}^{-1}$.⁶ Previous enthalpy value of $314.4 \pm 3.3 \text{ kJ mol}^{-1}$ from *ab initio* calculations used to determine the entropies of the reactants and the transition state for $\text{Br} + \text{CH}_2\text{I}_2 \rightarrow \text{HBr} + \text{CHI}_2$. Arrhenius parameters were then calculated by transition state theory. The kinetics of the reverse reactions were estimated. The enthalpy value was obtained from a second-law analysis.⁹

- CH₂I₂** Enthalpy taken from a dissociative photoionization study of a series of dihalomethanes, normalized using the experimental enthalpy of dichloromethane.⁵ The reported value has been adjusted by $+0.4 \text{ kJ mol}^{-1}$ to agree with the present enthalpy for CH_2Cl_2 . Previous value of $119.5 \pm 2.2 \text{ kJ mol}^{-1}$ from rotating combustion calorimetry.² *Ab initio* calculations at the QCISD(T)/6-311+G(3df,2p) level of theory, utilizing an isodesmic reaction with methyl iodide, resulted in an enthalpy value of $108.1 \pm 6 \text{ kJ mol}^{-1}$.⁷ A review of the literature gave $\Delta_f H_{298}^\circ = 117.6 \pm 4.2 \text{ kJ mol}^{-1}$ and the enthalpy difference; the entropy is from ideal gas thermodynamic properties.⁴ In a more recent study, involving a TPEPICO determination of the heat of formation of 1,2- $\text{C}_2\text{H}_4\text{I}_2$, an analysis of the *ab initio* isodesmic reactions energies of four reactions led to a recommendation that the enthalpy values be reduced to $\Delta_f H_0^\circ = 123.1 \pm 2.0 \text{ kJ mol}^{-1}$ and $\Delta_f H_{298}^\circ = 113.5 \pm 2.0 \text{ kJ mol}^{-1}$.¹
- CHI₃** *Ab initio* calculations at the QCISD(T)/6-311+G(3df,2p) level of theory, utilizing an isodesmic reaction with methyl iodide.⁷ Previous enthalpy value of $251.1 \pm 1.4 \text{ kJ mol}^{-1}$ from rotating combustion calorimetry.² A review of the literature gave $\Delta_f H_{298}^\circ = 210.9 \pm 4.2 \text{ kJ mol}^{-1}$ and the enthalpy difference; the entropy is from ideal gas thermodynamic properties.³
- CI₃** Enthalpy value from *ab initio* calculations at the QCISD(T)/6-311+G(3df,2p) level of theory, utilizing an isodesmic reaction with methyl bromide.⁷ A computational study of the $\text{OH} + \text{CH}_3\text{I} \rightarrow \text{H}_2\text{O} + \text{CI}_3$ reaction at the CCSD(T)/ANO-RCC-Large//MP2/ccpVTZ level of theory led to $\Delta_f H_{298}^\circ = 387.4 \text{ kJ mol}^{-1}$ and $\Delta_f H_0^\circ = 384.4 \text{ kJ mol}^{-1}$.¹¹ These values provided the enthalpy difference utilized. Previous enthalpy value of $424.9 \pm 2.8 \text{ kJ mol}^{-1}$ from *ab initio* calculations used to determine the entropies of the reactants and the transition state for $\text{Br} + \text{CH}_2\text{I}_2 \rightarrow \text{HBr} + \text{CHI}_2$. Arrhenius parameters were then calculated by transition state theory. The kinetics of the reverse reactions were estimated. The enthalpy value was obtained from a second-law analysis.⁹ The uncertainty in the *ab initio* was suggested to be $\pm 9 \text{ kJ mol}^{-1}$. We have expanded that considerably due to these obvious disagreements.
- CI₄** *Ab initio* calculations at the QCISD(T)/6-311+G(3df,2p) level of theory, utilizing an isodesmic reaction with methyl iodide.⁷ Previous enthalpy value of $474 \pm 13 \text{ kJ mol}^{-1}$ from rotating combustion calorimetry.² A review of the literature estimated $\Delta_f H_{298}^\circ = 268 \pm 4.2 \text{ kJ mol}^{-1}$ and the enthalpy difference; the entropy is from ideal gas thermodynamic properties.⁴ The uncertainty in the *ab initio* was suggested to be $\pm 12 \text{ kJ mol}^{-1}$. We have expanded that considerably due to these obvious disagreements.
- (1) Baer, T.; Walker, S. H.; Shuman, N. S.; Bodi, A. One- and two-dimensional translational energy distributions in the iodine-loss dissociation of 1,2- $\text{C}_2\text{H}_4\text{I}_2^+$ and 1,3- $\text{C}_3\text{H}_6\text{I}_2^+$: What does this mean? *J. Phys. Chem. A* **2012**, *116*, 2833-2844, doi:10.1021/jp2121643.
 - (2) Carson, A. S.; Laye, P. G.; Pendley, J. B.; Welsby, A. M. The enthalpies of formation of iodomethane, diiodomethane, triiodomethane, and tetraiodomethane by rotating combustion calorimetry. *J. Chem. Thermo.* **1993**, *25*, 261-269.
 - (3) Kudchadker, S. A.; Kudchadker, A. P. Ideal gas thermodynamic properties of the eight bromo- and iodomethanes. *J. Phys. Chem. Ref. Data* **1975**, *4*, 457-470.
 - (4) Kudchadker, S. A.; Kudchadker, A. P. Erratum: Ideal gas thermodynamic properties of eight bromo- and iodomethanes. *J. Phys. Chem. Ref. Data* **1976**, *5*, 529-530.
 - (5) Lago, A. F.; Kercher, J. P.; Bödi, A.; Sztáray, B.; Miller, B.; Wurzelmann, D.; Baer, T. Dissociative photoionization and thermochemistry of dihalomethane compounds studied by threshold photoelectron photoion coincidence spectroscopy. *J. Phys. Chem. A* **2005**, *109*, 1802-1809, doi:10.1021/jp045337s.

- (6) Louis, F.; Černušák, I.; Canneaux, S.; Mečiarová, K. Atmospheric reactivity of CH₃I and CH₂I₂ with OH radicals: A comparative study of the H- versus I-abstraction. *Comp. Theor. Chem.* **2011**, *965*, 275-284, doi:10.1016/j.theochem.2010.09.022.
- (7) Marshall, P.; Srinivas, G. N.; Schwartz, M. A computational study of the thermochemistry of bromine- and iodine-containing methanes and methyl radicals. *J. Phys. Chem. A* **2005**, *109*, 6371-6379, doi:10.1021/jp0518052.
- (8) Schwartz, M.; Marshall, P. An ab initio investigation of halocarbenes. *J. Phys. Chem. A* **1999**, *103*, 7900-7906.
- (9) Seetula, J. A. Kinetics of the R + HBr → RH + Br (R = CH₂I or CH₃) reaction. An ab initio study of the enthalpy of formation of the CH₂I, CH₂ and Cl₃ radicals. *Phys. Chem. Chem. Phys.* **2002**, *4*, 455-460, doi:10.1039/b107407p.
- (10) Song, Y.; Qian, X. M.; Lau, K. C.; Ng, C. Y.; Liu, J. B.; Chen, W. W. High-resolution energy-selected study of the reaction CH₃H⁺ → CH₃⁺ + X: Accurate thermochemistry for the CH₃X/CH₃X⁺ (X=Br, I) system. *J. Chem. Phys.* **2001**, *115*, 4095-4104, doi:10.1063/1.1391268.
- (11) Sudolská, M.; Louis, F.; Černušák, I. Reactivity of CHI₃ with OH radicals: X- abstraction reaction pathways (X = H, I), atmospheric chemistry, and nuclear safety. *J. Phys. Chem. A* **2014**, *118*, 9512-9520, doi:10.1021/jp5051832.
- (12) Šulka, M.; Šulková, K.; Louis, F.; Neogrady, P.; Černušák, I. A theoretical study of the X-abstraction reactions (X = H, Br, or I) from CH₂I₂ by OH radicals: Implications for atmospheric chemistry. *Z. Phys. Chem.* **2013**, *227*, 1337-1359, doi:10.1524/zpch.2013.0391.

Note 62: *Compounds containing one C and I, H and O*

[Back to Table](#)

CH₂IOOH, CHI₂OOH

Geometry optimization and frequency calculations were performed at the MP2/6-31G(d) and the B3LYP/6-311++G(d,p) levels of theory, with a single-point energy calculation at the CCSD(T)/6-311++G(d,p)//B3LYP/6-311++G(d,p) level. The dissociation energy into HO₂ and the alkyl radical was then evaluated and used, after thermal correction, to calculate the enthalpy of formation at 298 K.¹ This was adjusted to the radical values from the present Table.

- (1) Kosmas, A. M.; Mpellos, C.; Salta, Z.; Drougas, E. Structural and heat of formation studies of halogenated methyl hydro-peroxides. *Chem. Phys.* **2010**, *371*, 36-42, doi:10.1016/j.chemphys.2010.03.026.

Note 63: *Compounds containing one C, F, and I*

[Back to Table](#)

CFI Enthalpy obtained using the computed enthalpy of a reaction of the type: CH₂(¹A₁) + CH₂F₂ + 2CH₃Y → CFY(¹A₁) + 3CH₄ at the QCISD(T)/6-311+G(3df,2p)//QCISD/6-311G(d,p) level of theory. Calculations also done at the G2 level.⁴

CF₃I Enthalpy from a simultaneous solution of a thermochemical network for the CF₃X species, where X = nil, H, Cl, Br, I, CF₃, CN.³ Entropy from recommendation of Gurvich et al.¹

CF₂I₂ Taken from review of Kudchadker and Kudchadker. All parameters estimated.²

- (1) Gurvich, L. V.; Veyts, I. V.; Alcock, C. B. *Thermodynamic Properties of Individual Substances*, Fourth ed.; Hemisphere Publishing Corp.: New York, 1991; Vol. 2.
- (2) Kudchadker, S. A.; Kudchadker, A. P. Ideal gas thermodynamic properties of CH₄, (a+b+c+d)F_a, Cl_b, Br_c, I_d halomethanes. *J. Phys. Chem. Ref. Data* **1978**, *7*, 1285-1307.
- (3) Ruscic, B.; Michael, J. V.; Redfern, P. C.; Curtiss, L. A.; Raghavachari, K. Simultaneous adjustment of experimentally based enthalpies of formation of CF₃X, X = nil, H, Cl, Br, I, CF₃, CN, and a probe of G3 theory. *J. Phys. Chem. A* **1998**, *102*, 10889-10899.
- (4) Schwartz, M.; Marshall, P. An ab initio investigation of halocarbenes. *J. Phys. Chem. A* **1999**, *103*, 7900-7906.

Note 64: Compounds containing one C, Cl, and I[Back to Table](#)

- CCII** Enthalpy obtained using the computed enthalpy of a reaction of the type: $\text{CH}_2(^1\text{A}_1) + \text{CH}_3\text{X} + \text{CH}_3\text{Y} \rightarrow \text{CXY}(^1\text{A}_1) + 2\text{CH}_4$ at the QCISD(T)/6-311+G(3df,2p)//QCISD/6-311G(d,p) level of theory. Calculations also done at the G2 level.³
- CH₂CCII** Enthalpy taken from a dissociative photoionization study of a series of dihalomethanes, normalized using the experimental enthalpy of dichloromethane.² The reported value has been adjusted by +0.4 kJ mol⁻¹ to agree with the present enthalpy for CH₂Cl₂.
- CCl₃I** Taken from review of Kudchadker and Kudchadker. All parameters estimated.¹
- (1) Kudchadker, S. A.; Kudchadker, A. P. Ideal gas thermodynamic properties of CH₄, (a+b+c+d)F_a, Cl_b, Br_c, I_d halomethanes. *J. Phys. Chem. Ref. Data* **1978**, *7*, 1285-1307.
 - (2) Lago, A. F.; Kercher, J. P.; Bödi, A.; Sztáray, B.; Miller, B.; Wurzelmann, D.; Baer, T. Dissociative photoionization and thermochemistry of dihalomethane compounds studied by threshold photoelectron photoion coincidence spectroscopy. *J. Phys. Chem. A* **2005**, *109*, 1802-1809, doi:10.1021/jp045337s.
 - (3) Schwartz, M.; Marshall, P. An ab initio investigation of halocarbenes. *J. Phys. Chem. A* **1999**, *103*, 7900-7906.

Note 65: Compounds containing one C, Br, and I[Back to Table](#)

- CHBrI** Enthalpy value from ab initio calculations at the QCISD(T)/6-311+G(3df,2p) level of theory, utilizing an isodesmic reaction with methyl bromide and methyl iodide.² Enthalpy value from ab initio calculations at the QCISD(T)/6-311+G(3df,2p) level of theory, utilizing an isodesmic reaction with methyl bromide.² A computational study of the $\text{OH} + \text{CH}_2\text{BrI} \rightarrow \text{H}_2\text{O} + \text{CHBrI}$ reaction at the DK-CCSD(T)/ANO-RCC-L(1)//MP2/ccpVTZ level of theory led to $\Delta_f H_{298}^\circ = 252.2 \text{ kJ mol}^{-1}$ and $\Delta_f H_0^\circ = 262.5 \text{ kJ mol}^{-1}$.⁴ These values provided the enthalpy difference utilized.
- CH₂BrI** Enthalpy taken from a dissociative photoionization study of a series of dihalomethanes, normalized using the experimental enthalpy of dichloromethane.¹ The reported value has been adjusted by +0.4 kJ mol⁻¹ to agree with the present enthalpy for CH₂Cl₂. *Ab initio* calculations at the QCISD(T)/6-311+G(3df,2p) level of theory, utilizing an isodesmic reaction with methyl bromide and methyl iodide, resulted in an enthalpy value of 56.8±6 kJ mol⁻¹.²
- CBr₂I and CHBr₂I** Enthalpy value from *ab initio* calculations at the QCISD(T)/6-311+G(3df,2p) level of theory, utilizing an isodesmic reaction with methyl bromide and methyl iodide.²
- CBrI** Enthalpy obtained using the computed enthalpy of a reaction of the type: $\text{CH}_2(^1\text{A}_1) + \text{CH}_3\text{X} + \text{CH}_3\text{Y} \rightarrow \text{CXY}(^1\text{A}_1) + 2\text{CH}_4$ at the QCISD(T)/6-311+G(3df,2p)//QCISD/6-311G(d,p) level of theory. Calculations also done at the G2 level.³
- CBrI₂ and CHBrI₂** Enthalpy value from *ab initio* calculations at the QCISD(T)/6-311+G(3df,2p) level of theory, utilizing an isodesmic reaction with methyl bromide and methyl iodide.²
- (1) Lago, A. F.; Kercher, J. P.; Bödi, A.; Sztáray, B.; Miller, B.; Wurzelmann, D.; Baer, T. Dissociative photoionization and thermochemistry of dihalomethane compounds studied by threshold photoelectron photoion coincidence spectroscopy. *J. Phys. Chem. A* **2005**, *109*, 1802-1809, doi:10.1021/jp045337s.
 - (2) Marshall, P.; Srinivas, G. N.; Schwartz, M. A computational study of the thermochemistry of bromine- and iodine-containing methanes and methyl radicals. *J. Phys. Chem. A* **2005**, *109*, 6371-6379, doi:10.1021/jp0518052.
 - (3) Schwartz, M.; Marshall, P. An ab initio investigation of halocarbenes. *J. Phys. Chem. A* **1999**, *103*, 7900-7906.

- (4) Šulka, M.; Šulková, K.; Louis, F.; Neogrády, P.; Černušák, I. A theoretical study of the X-abstraction reactions (X = H, Br, or I) from CH₂I₂ by OH radicals: Implications for atmospheric chemistry. *Z. Phys. Chem.* **2013**, *227*, 1337-1359, doi:10.1524/zpch.2013.0391.

Note 66: *Compounds containing two C and I*

[Back to Table](#)

cis- and trans-CH₂CHI

Enthalpy values from review of Pedley.⁵

CH₃CH₂I Enthalpy obtained from a TPEPICO determination of the onset energy of the ethyl cation from the photodissociation of ethyl iodide, taking $\Delta_f H_0^\circ(\text{C}_2\text{H}_5^+) = 915.5 \pm 1.3 \text{ kJ mol}^{-1}$.² Previous enthalpy value of $-7.5 \pm 0.9 \text{ kJ mol}^{-1}$ from review of the literature.³ Pedley gives $-8.1 \pm 2.2 \text{ kJ mol}^{-1}$.⁵ Entropy calculated by Kudchadker and Kudchadker.⁴

CH₂ICH₂I Based on a TPEPICO study of the sequential photodissociation of C₂H₄I₂⁺ coupled with theoretical calculations involving four isodesmic reactions.¹ Previous enthalpy value of $75 \pm 4 \text{ kJ mol}^{-1}$ from review of Pedley et al.⁵

- (1) Baer, T.; Walker, S. H.; Shuman, N. S.; Bodi, A. One- and two-dimensional translational energy distributions in the iodine-loss dissociation of 1,2-C₂H₄I₂⁺ and 1,3-C₃H₆I₂⁺: What does this mean? *J. Phys. Chem. A* **2012**, *116*, 2833-2844, doi:10.1021/jp2121643.
- (2) Borkar, S.; Sztaray, B. Self-consistent heats of formation for the ethyl cation, ethyl bromide, and ethyl iodide from threshold photoelectron photoion coincidence spectroscopy. *J. Phys. Chem. A* **2010**, *114*, 6117-6123, doi:10.1021/jp102162f.
- (3) Kolesov, V. P.; Papina, T. S. Thermochemistry of haloethanes. *Russ. Chem. Rev.* **1983**, *52*, 425-439.
- (4) Kudchadker, S. A.; Kudchadker, A. P. Ideal gas thermodynamic properties of selected bromoethanes and iodoethane. *J. Phys. Chem. Ref. Data* **1979**, *8*, 519-526, doi:10.1063/1.555601.
- (5) Pedley, J. B. *Thermochemical Data and Structures of Organic Compounds*; Thermodynamics Data Center: College Station, TX, 1994.

Note 67: *Compounds containing two C, F and I*

[Back to Table](#)

CF₃CH₂I and CF₃CF₂I

Enthalpy values taken from review of Pedley.¹

- (1) Pedley, J. B. *Thermochemical Data and Structures of Organic Compounds*; Thermodynamics Data Center: College Station, TX, 1994.

Note 68: *Compounds containing two C, O and I*

[Back to Table](#)

CH₃C(O)I, acetyl iodide

Enthalpy value taken from review of Pedley.²

ICH₂CH₂OH

The enthalpy of formation of the liquid was determined by using rotating-bomb combustion calorimetry to be $\Delta_f H_{298}^\circ(l) = -207.3 \pm 0.7 \text{ kJ mol}^{-1}$. The molar enthalpy of vaporization was then determined by use of Calvert-drop microcalorimetry to be $\Delta_{\text{vap}} H_{298}^\circ = 57.03 \pm 0.20 \text{ kJ mol}^{-1}$.¹

- (1) Bernardes, C. E. S.; Minas da Piedade, M. E.; Amaral, L. M. P. F.; Ferreira, A. I. M. C. L.; Ribeiro da Silva, M. A. V.; Diogo, H. P.; Costa Cabral, B. J. Energetics of C-F, C-Cl, C-Br, and C-I bonds in 2-haloethanols. Enthalpies of formation of XCH₂CH₂OH (X = F, Cl, Br, I) compounds and of the 2-hydroxyethyl radical. *J. Phys. Chem. A* **2007**, *111*, 1713-1720, doi:10.1021/jp0675678.
- (2) Pedley, J. B. *Thermochemical Data and Structures of Organic Compounds*; Thermodynamics Data Center: College Station, TX, 1994.

Note 69: *Compounds containing two C, N and I*[Back to Table](#)**CH₂ICN** From a PEPICO study of the neutral using the known enthalpy of CH₃CN.¹

- (1) Lafleur, R. D.; Szatary, B.; Baer, T. A photoelectron-photoion coincidence study of the ICH₂CN ion dissociation: Thermochemistry of CH₂CN, ⁺CH₂CN, and ICH₂CN. *J. Phys. Chem. A* **2000**, *104*, 1450-1455, doi:10.1021/jp993569z.

Note 70: *Compounds containing three C and I*[Back to Table](#)**CH₃CHICH₃**

The measured onset energy for *i*-C₃H₇⁺ from iPEPICO spectroscopy of *i*-C₃H₇I was used in conjunction with a new value of the ion enthalpy of formation to obtain the 0 K enthalpy of the iodide.¹

- (1) Stevens, W. R.; Bodi, A.; Baer, T. Dissociation dynamics of energy selected, propane, and *i*-C₃H₇X⁺ ions by iPEPICO: Accurate heats of formation of *i*-C₃H₇⁺, *i*-C₃H₇Cl, *i*-C₃H₇Br, and *i*-C₃H₇I. *J. Phys. Chem. A* **2010**, *114*, 11285-11291, doi:10.1021/jp104200h.

Note 71: *Compounds containing S and H*[Back to Table](#)

- S** CODATA Key Value.² The JANAF Tables give $\Delta_f H_0^\circ = 274.735 \text{ kJ mol}^{-1}$, $\Delta_f H_{298}^\circ = 276.98 \text{ kJ mol}^{-1}$, and $S^\circ = 167.828 \text{ J mol}^{-1}$.¹
- S₂** CODATA Key Value.² The JANAF Tables give $\Delta_f H_0^\circ = 128.3 \text{ kJ mol}^{-1}$, $\Delta_f H_{298}^\circ = 128.6 \text{ kJ mol}^{-1}$, and $S^\circ = 228.165 \text{ J mol}^{-1}$.¹
- HS** Updated and corrected NIST-JANAF thermochemical tables.⁶ Enthalpy calculated at the CCSD(T)/CBS level of theory is $34.4 \text{ kcal mol}^{-1}$.⁸ Thermodynamic parameters calculated at the CCSDT(Q)/cc-pV(T+d)Z level of theory give $\Delta_f H_0^\circ = 142.6 \text{ kJ mol}^{-1}$, $\Delta_f H_{298}^\circ = 143.4 \text{ kJ mol}^{-1}$, and $S^\circ = 195.4 \text{ J mol}^{-1}$.⁷
- H₂S** CODATA Key Value.² The JANAF Tables give $\Delta_f H_0^\circ = -17.58 \text{ kJ mol}^{-1}$, $\Delta_f H_{298}^\circ = -20.50 \text{ kJ mol}^{-1}$, and $S^\circ = 205.757 \text{ J mol}^{-1}$.¹
- HSS** A UCCSD(T)/cc-pV(n+d)Z(n=D,T,Q,5) calculation with correlation-consistent basis sets results in $3.63 \pm 1.0 \text{ kcal mol}^{-1}$.³ Atomization energy calculated by the CCSD(T) extrapolated to the CBS limit, with geometry optimized at the CCSD(T)/aV(n+d)Z (n = D,T,Q,5) level gives $\Delta_f H_{298}^\circ = 24.3 \pm 1 \text{ kcal mol}^{-1}$ and $\Delta_f H_0^\circ = -25.0 \pm 1 \text{ kcal mol}^{-1}$.⁵
- HSSH** Thermodynamics Center recommendation.⁴ A UCCSD(T) calculation with correlation-consistent basis sets results in $3.63 \pm 1.0 \text{ kcal mol}^{-1}$.³ The atomization energy calculated by the CCSD(T) extrapolated to the CBS limit, with geometry optimized at the CCSD(T)/aV(n+d)Z (n = D,T,Q,5) level, gives $\Delta_f H_{298}^\circ = 3.4 \pm 1 \text{ kcal mol}^{-1}$ and $\Delta_f H_0^\circ = 4.8 \pm 1 \text{ kcal mol}^{-1}$.⁵ Lowest energy configuration is the *syn* isomer. Values for the *trans* isomer are $\Delta_f H_{298}^\circ = 7.8 \pm 1 \text{ kcal mol}^{-1}$ and $\Delta_f H_0^\circ = 9.3 \pm 1 \text{ kcal mol}^{-1}$ and for the *cis* isomer $\Delta_f H_{298}^\circ = 10.0 \pm 1 \text{ kcal mol}^{-1}$ and $\Delta_f H_0^\circ = 11.5 \pm 1 \text{ kcal mol}^{-1}$.
- HSSS** Atomization energy calculated by the CCSD(T) extrapolated to the CBS limit, with geometry optimized at the CCSD(T)/aV(n+d)Z (n = D,T,Q,5) level.⁵ Lowest energy configuration is the *syn* isomer. Values for the *cis* isomer are $\Delta_f H_{298}^\circ = 27.0 \pm 1 \text{ kcal mol}^{-1}$ and $\Delta_f H_0^\circ = 28.1 \pm 1 \text{ kcal mol}^{-1}$ and for the *trans* isomer $\Delta_f H_{298}^\circ = 27.0 \pm 1 \text{ kcal mol}^{-1}$ and $\Delta_f H_0^\circ = 27.7 \pm 1 \text{ kcal mol}^{-1}$.
- HSSSH** Atomization energy calculated by the CCSD(T) extrapolated to the CBS limit, with geometry optimized at the CCSD(T)/aV(T+d)Z level.⁵ Lowest energy configuration is the *syn* isomer.

- (1) Chase, M. W. NIST-JANAF thermochemical tables. *J. Phys. Chem. Ref. Data* **1998**, *Monograph 9*.
- (2) Cox, J. D.; Wagman, D. D.; Medvedev, V. A. *CODATA Key Values for Thermodynamics*; Hemisphere Publishing Corp.: New York, 1989.
- (3) Denis, P. A. Theoretical characterization of the thiosulfeno radical, HS₂ *Chem. Phys. Lett.* **2006**, *422*, 434-438, doi:10.1016/j.cplett.2006.02.107.
- (4) Frenkel, M.; Kabo, G. J.; Marsh, K. N.; Roganov, G. N.; Wilhoit, R. C. *Thermodynamics of Organic Compounds in the Gas State*; Thermodynamics Research Center: College Station, TX, 1994; Vol. I.
- (5) Grant, D. J.; Dixon, D. A.; Francisco, J. S.; Feller, D.; Peterson, K. A. Heats of formation of the H_{1,2}O_mS_n (m,n = 0-3) molecules from electronic structure calculations. *J. Phys. Chem. A* **2009**, *113*, 11343-11353, doi:10.1021/jp905847e.
- (6) Lodders, K. Revised and updated thermochemical properties of the gases mercapto (HS), disulfur monoxide (S₂O), thiazyl (NS), and thioxophosphino (PS). *J. Phys. Chem. Ref. Data* **2004**, *33*, 357-367, doi:10.1063/1.1611178.
- (7) Nagy, B.; Szakács, P.; Csontos, J.; Rolik, Z.; Tasi, G.; Kallay, M. High-accuracy theoretical thermochemistry of atmospherically important sulfur-containing molecules. *J. Phys. Chem. A* **2011**, *115*, 7823-7833, doi:10.1021/jp203406d.
- (8) Resende, S. M.; Ornellas, F. R. Thermochemistry of atmospheric sulfur compounds. *Chem. Phys. Lett.* **2003**, *367*, 489-494.

Note 72: *Compounds containing S and O*

[Back to Table](#)

- SO** Enthalpy value based on the dissociation energy of SO.⁴
- SOO** Atomization energy calculated by the CCSD(T) extrapolated to the CBS limit, with geometry optimized at the CCSD(T)/aV(n+d)Z (n = D,T,Q,5) level, $\Delta_f H_0^\circ = 49.5 \pm 1$ kcal mol⁻¹.³
- SO₂** CODATA Key Value.² The JANAF Tables give $\Delta_f H_0^\circ = -294.3$ kJ mol⁻¹, $\Delta_f H_{298}^\circ = -296.8$ kJ mol⁻¹, and $S^\circ = 248.212$ J mol⁻¹.¹
- SO₃** Taken from a review of the literature.⁴ The JANAF Tables give $\Delta_f H_0^\circ = -390.0$ kJ mol⁻¹, $\Delta_f H_{298}^\circ = -395.8$ kJ mol⁻¹, and $S^\circ = 256.769$ J mol⁻¹.¹
- SSO** Updated and corrected NIST-JANAF thermochemical tables.⁵ Atomization energy calculated by the CCSD(T) extrapolated to the CBS limit, with geometry optimized at the CCSD(T)/aV(n+d)Z (n = D,T,Q,5) level gives $\Delta_f H_{298}^\circ = -13.1 \pm 1$ kcal mol⁻¹ and $\Delta_f H_0^\circ = -13.1 \pm 1$ kcal mol⁻¹.³
- SOS** Atomization energy calculated by the CCSD(T) extrapolated to the CBS limit, with geometry optimized at the CCSD(T)/aV(n+d)Z (n = D,T,Q,5) level.³
- (1) Chase, M. W. NIST-JANAF thermochemical tables. *J. Phys. Chem. Ref. Data* **1998**, *Monograph 9*.
 - (2) Cox, J. D.; Wagman, D. D.; Medvedev, V. A. *CODATA Key Values for Thermodynamics*; Hemisphere Publishing Corp.: New York, 1989.
 - (3) Grant, D. J.; Dixon, D. A.; Francisco, J. S.; Feller, D.; Peterson, K. A. Heats of formation of the H_{1,2}O_mS_n (m,n = 0-3) molecules from electronic structure calculations. *J. Phys. Chem. A* **2009**, *113*, 11343-11353, doi:10.1021/jp905847e.
 - (4) Gurvich, L. V.; Veyts, I. V.; Alcock, C. B. *Thermodynamic Properties of Individual Substances*, Fourth ed.; Hemisphere Publishing Corp.: New York, 1991; Vol. 2.
 - (5) Lodders, K. Revised and updated thermochemical properties of the gases mercapto (HS), disulfur monoxide (S₂O), thiazyl (NS), and thioxophosphino (PS). *J. Phys. Chem. Ref. Data* **2004**, *33*, 357-367, doi:10.1063/1.1611178.

Note 73: *Compounds containing S, H and O*

[Back to Table](#)

- HSO** An enthalpy at 0 K determined to be -0.9 ± 0.7 kcal mol⁻¹ (-3.8 ± 2.9 kJ mol⁻¹) from crossed beam reactive scattering of O + H₂S.² This was the value recommended in the previous Table. In a more recent study, the authors suggested that the lower bound to the uncertainty could be as much as -3 kcal mol⁻¹, but confirmed the upper bound as 0.7 kcal mol⁻¹.³ A number of computational studies have converged on the significantly lower value presently recommended, which is taken from a study where the atomization energy was calculated by CCSD(T) extrapolated to the CBS limit, with geometry optimized at the CCSD(T)/aV(n+d)Z (n = D,T,Q,5) level.⁷ This value was chosen for consistency with the other H_xO_yS_z species from the same work included in the table. In a more recent study, at the CCSDT(Q)/cc-pV(T+d)Z level, led to a value of $\Delta_f H_{298}^\circ = -22.6 \pm 2.3$ kJ mol⁻¹, in close agreement, and to the entropy value cited.⁸
- HOS** Atomization energy calculated by the CCSD(T) extrapolated to the CBS limit, with geometry optimized at the CCSD(T)/aV(n+d)Z (n = D,T,Q,5) level.⁷ In a more recent study, at the CCSDT(Q)/cc-pV(T+d)Z level, led to a value of $\Delta_f H_{298}^\circ = -5.3 \pm 2.3$ kJ mol⁻¹, in close agreement, and to the entropy value cited.⁸
- HSO₂** Enthalpy obtained with DFT calculations on dissociation, atomization, and isodesmic reactions.⁵ Value supported by a calculation of the H + SO₂ dissociation asymptote.¹ The latter study shows that HOSO is the more stable configuration, with HSO(O) as a local minimum.
- HOSO** Atomization energy calculated by the CCSD(T) extrapolated to the CBS limit, with geometry optimized at the CCSD(T)/aV(n+d)Z (n = D,T,Q,5) level.⁷ Lowest energy configuration is the *cis* isomer. Values for the *trans* isomer are $\Delta_f H_{298}^\circ = -56.2 \pm 1$ kcal mol⁻¹ and $\Delta_f H_0^\circ = -55.1 \pm 1$ kcal mol⁻¹. Another CCSD(T) calculation to the CBS limit, with additional corrections, including correlation through the the CBSDT(Q) level, resulted in values for these isomers (identified as the *syn* and *anti* isomers) of $\Delta_f H_0^\circ = -58.0$ kcal mol⁻¹ and $\Delta_f H_0^\circ = -55.7$ kcal mol⁻¹, respectively.⁹
- HSOO** Enthalpy for the reaction HOOSH + FOO → HOOF + HSOO at the CCSD(T)/CBS(Q,5) level of theory is 18.00 kcal mol⁻¹. Adjusted for the Table reference values, this gives the cited enthalpy of formation.⁷ Lowest energy configuration is the *syn* isomer. Values for the *cis* isomer are $\Delta_f H_{298}^\circ = 29.9 \pm 1$ kcal mol⁻¹ and $\Delta_f H_0^\circ = 31.3 \pm 1$ kcal mol⁻¹ and for the *trans* isomer $\Delta_f H_{298}^\circ = 29.8 \pm 1$ kcal mol⁻¹ and $\Delta_f H_0^\circ = 31.2 \pm 1$ kcal mol⁻¹.
- HOSH** Atomization energy calculated by the CCSD(T) extrapolated to the CBS limit, with geometry optimized at the CCSD(T)/aV(n+d)Z (n = D,T,Q,5) level. $\Delta_f H_0^\circ = -26.5 \pm 1$ kcal mol⁻¹.⁷ Lowest energy configuration is the *syn* isomer. Values for the *trans* isomer are $\Delta_f H_{298}^\circ = -24.3 \pm 1$ kcal mol⁻¹ and $\Delta_f H_0^\circ = -22.7 \pm 1$ kcal mol⁻¹ and for the *cis* isomer $\Delta_f H_{298}^\circ = -22.6 \pm 1$ kcal mol⁻¹ and $\Delta_f H_0^\circ = -21.0 \pm 1$ kcal mol⁻¹.
- HOOS** Enthalpy for the reaction HOOSH + FOO → HOOF + HOOS at the CCSD(T)/CBS(Q,5) level of theory is 5.14 kcal mol⁻¹. Adjusted for the Table reference values, this gives the cited enthalpy of formation, $\Delta_f H_0^\circ = 15.3 \pm 1.5$ kcal mol⁻¹.⁷
- HOOSH** Atomization energy calculated by the CCSD(T) extrapolated to the CBS limit, with geometry optimized at the CCSD(T)/aV(T+d)Z level.⁷ Lowest energy configuration is the *syn* isomer.
- HOSOH** Atomization energy calculated by the CCSD(T) extrapolated to the CBS limit, with geometry optimized at the CCSD(T)/aV(T+d)Z level.⁷ Lowest energy configuration is the *syn* isomer.
- HOSO₂** Thermodynamic parameters calculated at the CCSDT(Q)/cc-pV(T+d)Z level of theory.⁸ A third-law analysis of equilibrium data for the reaction OH + SO₂ ↔ HOSO₂ (extrapolated from data over the temperature range 523 to 603 K) led to $\Delta_f H_{298}^\circ = 373 \pm 6$ kJ mol⁻¹, in good agreement with the computed value.⁴
- H₂SO₄** Taken from review of Dorofeeva et al.⁶

- HOSS** Atomization energy calculated by the CCSD(T) extrapolated to the CBS limit, with geometry optimized at the CCSD(T)/aV(T+d)Z level.⁷ Lowest energy configuration is the *cis* isomer. Values for the *trans* isomer are $\Delta_f H_{298}^\circ = -13.6 \pm 1$ kcal mol⁻¹ and $\Delta_f H_0^\circ = -12.7 \pm 1$ kcal mol⁻¹.
- HSSO** Atomization energy calculated by the CCSD(T) extrapolated to the CBS limit, with geometry optimized at the CCSD(T)/aV(T+d)Z level.⁷ Lowest energy configuration is the *syn* isomer. Values for the *cis* isomer are $\Delta_f H_{298}^\circ = -9.1 \pm 1$ kcal mol⁻¹ and $\Delta_f H_0^\circ = -7.8 \pm 1$ kcal mol⁻¹ and for the *trans* isomer $\Delta_f H_{298}^\circ = -8.7 \pm 1$ kcal mol⁻¹ and $\Delta_f H_0^\circ = -7.8 \pm 1$ kcal mol⁻¹.
- HSOS** Enthalpy for the reaction HSOSH + FOO → HOOF + HSOS at the CCSD(T)/CBS(Q,5) level of theory is 8.81 kcal mol⁻¹. Adjusted for the Table reference values, this gives the cited enthalpy of formation.⁷ Lowest energy configuration is the *syn* isomer. Values for the *cis* isomer are $\Delta_f H_{298}^\circ = 27.5 \pm 1$ kcal mol⁻¹ and $\Delta_f H_0^\circ = 28.9 \pm 1$ kcal mol⁻¹ and for the *trans* isomer $\Delta_f H_{298}^\circ = 28.1 \pm 1$ kcal mol⁻¹ and $\Delta_f H_0^\circ = 28.9 \pm 1$ kcal mol⁻¹.
- HOSSH** Atomization energy calculated by the CCSD(T) extrapolated to the CBS limit, with geometry optimized at the CCSD(T)/aV(T+d)Z level.⁷ Lowest energy configuration is the *syn* isomer.
- HSOSH** Atomization energy calculated by the CCSD(T) extrapolated to the CBS limit, with geometry optimized at the CCSD(T)/aV(T+d)Z level.⁷ Lowest energy configuration is the *syn* isomer.
- (1) Ballester, M. Y.; Varandas, A. J. C. Double many-body expansion potential energy surface for ground state HSO₂. *Phys. Chem. Chem. Phys.* **2005**, *7*, 2305-2317, doi:10.1039/b500990a.
 - (2) Balucani, N.; Casavecchia, P.; Stranges, D.; Volpi, G. G. The enthalpy of formation of the HSO radical. *Chem. Phys. Lett.* **1993**, *211*, 469-472.
 - (3) Balucani, N.; Stranges, D.; Casavecchia, P.; Volpi, G. G. Crossed beam studies of the reactions of atomic oxygen in the ground ³P and first electronically excited ¹D states with hydrogen sulfide. *J. Chem. Phys.* **2004**, *120*, 9571-9582, doi:10.1063/1.1714809.
 - (4) Blitz, M. A.; Huges, K. J.; Pilling, M. J. Determination of the high-pressure limiting rate coefficient and the enthalpy of reaction for OH + SO₂. *J. Phys. Chem. A* **2003**, *107*, 1971-1978, doi:10.1021/jp026524y.
 - (5) Denis, P. A.; Ventura, O. N. Density functional investigation of atmospheric sulfur chemistry II. The heat of formation of the XSO₂ radicals X = H, CH₃. *Chem. Phys. Lett.* **2001**, *344*, 221-228.
 - (6) Dorofeeva, O.; Iorish, V. S.; Novikov, V. P.; Neumann, D. B. NIST-JANAF thermochemical tables. II. Three molecules related to atmospheric chemistry: HNO₃, H₂SO₄, and H₂O₂. *J. Phys. Chem. Ref. Data* **2003**, *32*, 879-901, doi:10.1063/1.1547435.
 - (7) Grant, D. J.; Dixon, D. A.; Francisco, J. S.; Feller, D.; Peterson, K. A. Heats of formation of the H_{1,2}O_mS_n (m,n = 0-3) molecules from electronic structure calculations. *J. Phys. Chem. A* **2009**, *113*, 11343-11353, doi:10.1021/jp905847e.
 - (8) Nagy, B.; Szakács, P.; Csontos, J.; Rolik, Z.; Tasi, G.; Kallay, M. High-accuracy theoretical thermochemistry of atmospherically important sulfur-containing molecules. *J. Phys. Chem. A* **2011**, *115*, 7823-7833, doi:10.1021/jp203406d.
 - (9) Wheeler, S. E.; Schaefer, H. F. Thermochemistry of the HOSO radical, a key intermediate in fossil fuel combustion. *J. Phys. Chem. A* **2009**, *113*, 6779-6788, doi:10.1021/jp9029387.

Note 74: *Compounds containing S, H, N and O*

[Back to Table](#)

***trans*-HSNO**

Thermodynamic parameters calculated at the CCSDT(Q)/cc-pV(T+d)Z level of theory.² In an analysis of the fall-off curve for HS + NO → HSNO, a bond strength of 139 kJ mol⁻¹ was required to match the experimental data, leading to $\Delta_f H_{298}^\circ = 95$ kJ mol⁻¹.¹ The expected conformation was not indicated.

***cis*-HSNO** Thermodynamic parameters calculated at the CCSDT(Q)/cc-pV(T+d)Z level of theory.²

- (1) Black, G.; Patrick, R.; Jusinski, L. E.; Slanger, T. G. Rate coefficients for the reaction $\text{HS} + \text{NO} + \text{M} (\text{M} = \text{He}, \text{Ar}, \text{and } \text{N}_2)$ over the temperature range 250- 445 K. *J. Chem. Phys.* **1984**, *80*, 4065-4070.
- (2) Nagy, B.; Szakács, P.; Csontos, J.; Rolik, Z.; Tasi, G.; Kallay, M. High-accuracy theoretical thermochemistry of atmospherically important sulfur-containing molecules. *J. Phys. Chem. A* **2011**, *115*, 7823-7833, doi:10.1021/jp203406d.

Note 75: *Compounds containing halogens, S and O or H*

[Back to Table](#)

FSH Enthalpy from isodesmic reactions calculated at the MPW1K/6-311G(d,p) with single-point calculations at QCISD(T)/6-311G(3df,2dp).²

F₂SO, F₂SO₂, FCISO, FCISO₂

The enthalpies were determined from both atomization energies and through isodesmic reactions, after geometric properties were determined by using B3LYP, B1LYP, and mPW1PW91/6-311+G(3df) methods. The isodesmic results using G3, G3B3, CBS-Q, and CBS-QB3 were averaged to yield the recommended values.¹

- (1) Tucceri, M. E.; Badenes, M. P.; Cobos, C. J. Ab initio and density functional theory study of the enthalpies of formation of F₂SO_x and FCISO_x (x=1, 2). *J. Fluorine Chem.* **2002**, *116*, 135-141.
- (2) Wang, L.; Liu, J. Y.; Li, Z. S.; Sun, C. C. Dual-level direct dynamics study on the reactions of SH (SD) with F₂. *Int. J. Chem. Kinet.* **2005**, *37*, 710-716, doi:10.1002/kin.20124.

Note 76: *NS and PS*

[Back to Table](#)

NS Updated and corrected NIST-JANAF thermochemical tables.¹ $\Delta_f H_0^\circ = 277.3 \pm 2 \text{ kJ mol}^{-1}$ and $\Delta_f H_{298}^\circ = 278.0 \pm 2 \text{ kJ mol}^{-1}$ calculated from three working reactions at the CCSD(T) level of theory, extrapolated to CBS limit, with corrections for anharmonic ZPE, scalar and vector relativistic terms, and core-valence electron correlation.²

PS Updated and corrected NIST-JANAF thermochemical tables.¹

- (1) Lodders, K. Revised and updated thermochemical properties of the gases mercapto (HS), disulfur monoxide (S₂O), thiazyl (NS), and thioxophosphino (PS). *J. Phys. Chem. Ref. Data* **2004**, *33*, 357-367, doi:10.1063/1.1611178.
- (2) Peebles, L. R.; Marshall, P. A coupled-cluster study of the enthalpy of formation of nitrogen sulfide, NS. *Chem. Phys. Lett.* **2002**, *366*, 520-524.

Note 77: *Compounds containing one C and S, H*

[Back to Table](#)

CS Taken from review of Gurvich et al.⁵ The JANAF tables give $\Delta_f H_0^\circ = 277.1 \text{ kJ mol}^{-1}$, $\Delta_f H_{298}^\circ = 280.3 \text{ kJ mol}^{-1}$, and $S^\circ = 210.554 \text{ J mol}^{-1}$.²

CS₂ Taken from review of Gurvich et al.⁵ The JANAF tables give $\Delta_f H_0^\circ = 116.1 \text{ kJ mol}^{-1}$, $\Delta_f H_{298}^\circ = 116.9 \text{ kJ mol}^{-1}$, and $S^\circ = 237.977 \text{ J mol}^{-1}$.²

HCS Enthalpy $\Delta_f H_0^\circ = 71.7 \pm 2.0 \text{ kcal mol}^{-1}$ obtained from a photoionization study of CH₂S and CHS, obtained by sequential abstraction from CH₃SH.¹⁰ 298 K value from Berkowitz et al.¹

CH₂S Enthalpy $\Delta_f H_0^\circ = 28.3 \pm 2.0 \text{ kcal mol}^{-1}$ obtained from a photoionization study of CH₂S and CHS, obtained by sequential abstraction from CH₃SH.¹⁰ Integrated heat capacity from Berkowitz et al.¹

CH₃S Second- and third-law analysis were utilized to obtain an enthalpy of reaction of $-0.14 \pm 0.28 \text{ kcal mol}^{-1}$ for the reaction $\text{Br} + \text{CH}_3\text{SH} \leftrightarrow \text{HBr} + \text{CH}_3\text{S}$.⁷ Enthalpy calculated at the CCSD(T)/CBS level of theory is $29.7 \text{ kcal mol}^{-1}$.⁹ DFT calculations support an enthalpy value of $29.78 \pm 0.44 \text{ kcal mol}^{-1}$.³

- CH₂SH** A photoionization study¹⁰ leads to a recommended value for H-CH₂SH of 93.9±2.0 kcal mol⁻¹. The enthalpy is from this and the present values for H and CH₃SH. Enthalpy values calculated at the CCSDT(Q)/cc-pV(T+d)Z level of theory give $\Delta_f H_0^\circ = 142.6$ kJ mol⁻¹ and $\Delta_f H_{298}^\circ = 143.4$ kJ mol⁻¹.⁶ The entropy value is also from this reference.
- CH₃SH** Enthalpy from Pedley⁸ entropy from Frenkel et al.⁴ Enthalpy calculated at the CCSD(T)/CBS level of theory is -5.31 kcal mol⁻¹.⁹
- (1) Berkowitz, J.; Ellison, G. B.; Gutman, D. Three methods to measure RH bond energies. *J. Phys. Chem.* **1994**, *98*, 2744-2765.
 - (2) Chase, M. W. NIST-JANAF thermochemical tables. *J. Phys. Chem. Ref. Data* **1998**, *Monograph 9*.
 - (3) Denis, P. A.; Ventura, O. N. Density functional investigation of atmospheric sulfur chemistry II. The heat of formation of the XSO₂ radicals X = H, CH₃. *Chem. Phys. Lett.* **2001**, *344*, 221-228.
 - (4) Frenkel, M.; Kabo, G. J.; Marsh, K. N.; Roganov, G. N.; Wilhoit, R. C. *Thermodynamics of Organic Compounds in the Gas State*; Thermodynamics Research Center: College Station, TX, 1994; Vol. I.
 - (5) Gurvich, L. V.; Veyts, I. V.; Alcock, C. B. *Thermodynamic Properties of Individual Substances*, Fourth ed.; Hemisphere Publishing Corp.: New York, 1991; Vol. 2.
 - (6) Nagy, B.; Szakács, P.; Csontos, J.; Rolik, Z.; Tasi, G.; Kallay, M. High-accuracy theoretical thermochemistry of atmospherically important sulfur-containing molecules. *J. Phys. Chem. A* **2011**, *115*, 7823-7833, doi:10.1021/jp203406d.
 - (7) Nicovich, J. M.; Kreutter, K. D.; van Dijk, C. A.; Wine, P. H. Temperature dependent kinetics studies of the reactions Br(²P_{3/2}) + H₂S ↔ SH + HBr and Br(²P_{3/2}) + CH₃SH ↔ CH₃S + HBr. Heats of formation of SH and CH₃S radicals. *J. Phys. Chem.* **1992**, *96*, 2518-2528.
 - (8) Pedley, J. B. *Thermochemical Data and Structures of Organic Compounds*; Thermodynamics Data Center: College Station, TX, 1994.
 - (9) Resende, S. M.; Ornellas, F. R. Thermochemistry of atmospheric sulfur compounds. *Chem. Phys. Lett.* **2003**, *367*, 489-494.
 - (10) Ruscic, B.; Berkowitz, J. Photoionization mass spectrometry of CH₂S and HCS. *J. Chem. Phys.* **1993**, *98*, 2568-2579.

Note 78: *Compounds containing one C and S, H, O*

[Back to Table](#)

- CS₂OH** The temperature dependence of the equilibrium constant for the reaction OH + CS₂ ↔ CS₂OH resulted in a heat of reaction of -10.9±1.0 kcal mol⁻¹ and an entropy change of -24.0±4.4 cal K⁻¹ mol⁻¹.⁶
- CH₂SO** Thermodynamic parameters calculated at the CCSDT(Q)/cc-pV(T+d)Z level of theory.⁷ An enthalpy value of $\Delta_f H_{298}^\circ = -30$ kJ mol⁻¹ was derived from CBS-QB3 calculations on 10 reactions (one isodesmic).⁹
- CH₂S(O)O** Enthalpy derived from B3PW91 and OBS-QB3 calculations on 3 reactions (one isodesmic).¹¹
- CH₃SO** Derived from an reaction enthalpy of -22.88 kcal mol⁻¹ for the isodesmic reaction CH₃S + SO₃ → CH₃SO + SO₂ calculated at the CCSD(T) level extrapolated to the CBS limit.⁸
- CH₃S(O)O** Enthalpies of formation determined using five isodesmic reactions, with structures, vibrational frequencies, and rotational energies calculated at the B3LYP/6-311G(2p,d) level of theory, while the enthalpies were calculated at the CBS-QB3 level.⁴ Heat of atomization, dissociation, and three isodesmic reactions calculated at the G2(MP2) level of theory gave $\Delta_f H_{298}^\circ = -211$ kJ mol⁻¹, used in the previous Table.³ Enthalpy calculated at the CCSD(T)/CBS level of theory is -52.2 kcal mol⁻¹.⁸ A DFT estimate gives -56.3 kcal mol⁻¹.²
- CH₃OSO** Heat of atomization, dissociation, and two isodesmic reactions calculated at the G2(MP2) level of theory to yield the enthalpy of formation.³

CH₃SOO The equilibrium constant for the reaction $\text{CH}_3\text{S} + \text{O}_2 \leftrightarrow \text{CH}_3\text{SOO}$ was measured between 216 to 258 K and resulted in a bond strength of $11.7 \pm 0.9 \text{ kcal mol}^{-1}$.¹⁰

CH₂S(O)OH and CH₃S(O)OH

Enthalpies of formation determined using five isodesmic reactions, with structures, vibrational frequencies, and rotational energies calculated at the B3LYP/6-311G(2p,d) level of theory, while the enthalpies were calculated at the CBS-QB3 level.⁴

OCS Taken from review of Gurvich et al.⁵ The JANAF Tables give $\Delta_f H_0^\circ = -138.5 \text{ kJ mol}^{-1}$, $\Delta_f H_{298}^\circ = -138.4 \text{ kJ mol}^{-1}$, and $S^\circ = 231.581 \text{ J mol}^{-1}$.¹

SCSOH and S₂COH

Thermodynamic parameters calculated at the CCSDT(Q)/cc-pV(T+d)Z level of theory.⁷

- (1) Chase, M. W. NIST-JANAF thermochemical tables. *J. Phys. Chem. Ref. Data* **1998**, *Monograph 9*.
- (2) Denis, P. A.; Ventura, O. N. Density functional investigation of atmospheric sulfur chemistry II. The heat of formation of the XSO₂ radicals X = H, CH₃. *Chem. Phys. Lett.* **2001**, *344*, 221-228.
- (3) Frank, A. J.; Turecek, F. Methylsulfonyl and methoxysulfinyl radicals and cations in the gas phase. A variable-time and photoexcitation neutralization-reionization mass spectrometric and ab initio/RRKM study. *J. Phys. Chem. A* **1999**, *103*, 5348-5361.
- (4) Gunturu, A.; Asatryan, R.; Bozzelli, J. W. Thermochemistry, bond energies and internal rotor barriers of methyl sulfinic acid, methyl sulfinic acid ester and their radicals. *J. Phys. Org. Chem.* **2011**, *24*, 366-377, doi:10.1002/poc.1766.
- (5) Gurvich, L. V.; Veyts, I. V.; Alcock, C. B. *Thermodynamic Properties of Individual Substances*, Fourth ed.; Hemisphere Publishing Corp.: New York, 1991; Vol. 2.
- (6) Murrells, T. P.; Lovejoy, E. R.; Ravishankara, A. R. Oxidation of CS₂ by reaction with OH. 1. Equilibrium constant for the reaction $\text{OH} + \text{CS}_2 \rightleftharpoons \text{CS}_2\text{OH}$ and the kinetics of the $\text{CS}_2\text{OH} + \text{O}_2$ reaction. *J. Phys. Chem.* **1990**, *94*, 2381-2386.
- (7) Nagy, B.; Szakács, P.; Csontos, J.; Rolik, Z.; Tasi, G.; Kallay, M. High-accuracy theoretical thermochemistry of atmospherically important sulfur-containing molecules. *J. Phys. Chem. A* **2011**, *115*, 7823-7833, doi:10.1021/jp203406d.
- (8) Resende, S. M.; Ornellas, F. R. Thermochemistry of atmospheric sulfur compounds. *Chem. Phys. Lett.* **2003**, *367*, 489-494.
- (9) Ruttink, P. J. A.; Burgers, P. C.; Trikoupis, M. A.; Terlouw, J. K. The heat of formation of sulfine, $\text{CH}_2=\text{S}=\text{O}$, revisited: a CBS-QB3 study. *Chem. Phys. Lett.* **2001**, *342*, 447-451.
- (10) Turnipseed, A. A.; Barone, S. B.; Ravishankara, A. R. Observation of CH₃S addition to O₂ in the gas phase. *J. Phys. Chem.* **1992**, *96*, 7502-7505.
- (11) Ventura, O. N.; Kieninger, M.; Denis, P. A. Density functional computational thermochemistry: Determination of the enthalpy of formation of methanethial-S,S-dioxide (sulfene). *J. Phys. Chem. A* **2003**, *107*, 518-521, doi:10.1021/jp021661g.

Note 79: Compounds containing two C and S, H

[Back to Table](#)

CH₃SCH₂ An analysis of the equilibrium constant for the reaction $\text{Br} + \text{CH}_3\text{SCH}_3 \leftrightarrow \text{HBr} + \text{CH}_3\text{SCH}_2$ resulted in a heat of reaction of $6.11 \pm 1.37 \text{ kcal mol}^{-1}$,² which was combined with present enthalpy values.

CH₃SCH₃ Enthalpy value from Pedley,³ entropy value from Frenkel et al.¹

CH₃SSCH₃ Enthalpy value from Pedley,³ entropy value from Frenkel et al.¹

C₂H₅SH Enthalpy value from Pedley.³

HSCH₂CH₂SH, 1,2-ethanedithiol

Enthalpy value from Pedley.³

- (1) Frenkel, M.; Kabo, G. J.; Marsh, K. N.; Roganov, G. N.; Wilhoit, R. C. *Thermodynamics of Organic Compounds in the Gas State*; Thermodynamics Research Center: College Station, TX, 1994; Vol. I.
- (2) Jefferson, A.; Nicovich, J. M.; Wine, P. H. Temperature-dependent kinetics studies of the reactions $\text{Br}(^2\text{P}_{3/2}) + \text{CH}_3\text{SCH}_3 \rightarrow \text{CH}_3\text{SCH}_2 + \text{HBr}$. Heat of formation of the CH_3SCH_2 radical. *J. Phys. Chem.* **1994**, *98*, 7128-7135, doi:10.1021/j100080a006.
- (3) Pedley, J. B. *Thermochemical Data and Structures of Organic Compounds*; Thermodynamics Data Center: College Station, TX, 1994.

Note 80: *Compounds containing two C and S, H,O*

[Back to Table](#)

CH₃S(O)CH₃, dimethyl sulfoxide

Enthalpy value from Pedley.²

CH₃S(O)OCH₃

Enthalpies of formation determined using five isodesmic reactions, with structures, vibrational frequencies, and rotational energies calculated at the B3LYP/6-311G(2p,d) level of theory, while the enthalpies were calculated at the CBS-QB3 level.¹

CH₃C(O)SH, ethanethioic acid

Enthalpy value from Pedley.²

- (1) Gunturu, A.; Asatryan, R.; Bozzelli, J. W. Thermochemistry, bond energies and internal rotor barriers of methyl sulfinic acid, methyl sulfinic acid ester and their radicals. *J. Phys. Org. Chem.* **2011**, *24*, 366-377, doi:10.1002/poc.1766.
- (2) Pedley, J. B. *Thermochemical Data and Structures of Organic Compounds*; Thermodynamics Data Center: College Station, TX, 1994.

Note 81: *Compounds containing Li*

[Back to Table](#)

- Li** CODATA Key Value.² The Lamoreaux and Hildenbrand review gives $\Delta_f H_{298}^\circ = 159.4 \pm 0.4 \text{ kJ mol}^{-1}$ and $S^\circ = 138.69 \text{ J mol}^{-1}$.⁴
- Li₂** Enthalpy and entropy values from the JANAF tables, adopting the $\Delta_f H_{298}^\circ$ value from the NBS table.¹ The Lamoreaux and Hildenbrand review gives $\Delta_f H_{298}^\circ = 214.9 \pm 1.2 \text{ kJ mol}^{-1}$ and $S^\circ = 96.89 \text{ J mol}^{-1}$.⁴
- LiH** Enthalpy and entropy values from the JANAF tables. A calculation of the atomization energy at the CCSD(T) level, extrapolated to the CBS limit, leads to $\Delta_f H_{298}^\circ = 138.9 \pm 4 \text{ kJ mol}^{-1}$ and $\Delta_f H_0^\circ = 139.3 \pm 4 \text{ kJ mol}^{-1}$.⁶
- LiF** Enthalpy and entropy values from the JANAF tables.¹ A calculation of the atomization energy at the CCSD(T) level, extrapolated to the CBS limit, leads to $\Delta_f H_{298}^\circ = -340.6 \pm 4 \text{ kJ mol}^{-1}$ and $\Delta_f H_0^\circ = -340.6 \pm 4 \text{ kJ mol}^{-1}$.⁶
- LiCl** Enthalpy and entropy values from the JANAF tables.¹ A calculation of the atomization energy at the CCSD(T) level, extrapolated to the CBS limit, leads to $\Delta_f H_{298}^\circ = -192.9 \pm 4 \text{ kJ mol}^{-1}$ and $\Delta_f H_0^\circ = -192.9 \pm 1 \text{ kJ mol}^{-1}$.⁶
- LiBr** Enthalpy and entropy values from the JANAF tables.¹
- LiOH** From an extensive evaluation from the Thermocenter of the RAS.³ The JANAF Tables give $\Delta_f H_0^\circ = -234 \pm 6 \text{ kJ mol}^{-1}$, $\Delta_f H_{298}^\circ = -234 \pm 4 \text{ kJ mol}^{-1}$, and $S^\circ = 210.66 \pm 2.1 \text{ J mol}^{-1}$.¹ A calculation of the atomization energy at the CCSD(T) level, extrapolated to the CBS limit, leads to $\Delta_f H_{298}^\circ = -239.7 \pm 4 \text{ kJ mol}^{-1}$ and $\Delta_f H_0^\circ = -237.7 \pm 1 \text{ kJ mol}^{-1}$.⁶
- LiO** The enthalpy is from a calculation of the atomization energy at the CCSD(T) level, extrapolated to the CBS limit. Cited values are for the ²Π state. Enthalpy at both 0 K and 298 K for the ²Σ⁺ state is $89.5 \pm 4 \text{ kJ mol}^{-1}$.⁶ The JANAF values are $\Delta_f H_{298}^\circ = 84 \pm 21 \text{ kJ mol}^{-1}$ and

$\Delta_f H_0^\circ = 84 \pm 21 \text{ kJ mol}^{-1}$, and the cited entropy.¹ The Pedley and Marshall review gives $\Delta_f H_{298}^\circ = 75 \pm 8 \text{ kJ mol}^{-1}$.⁵ The Lamoreaux and Hildenbrand review gives $\Delta_f H_{298}^\circ = 69.0 \pm 4.2 \text{ kJ mol}^{-1}$ and $S^\circ = 211.11 \text{ J mol}^{-1}$.⁴

LiO₂ and LiO₃

Atomization energy calculated by the CCSD(T) extrapolated to the CBS limit.⁶

Li₂O The enthalpy is from a calculation of the atomization energy at the CCSD(T) level, extrapolated to the CBS limit.⁶ The JANAF values, calculated from the enthalpy of the crystal and the enthalpy of sublimation, are $\Delta_f H_{298}^\circ = -167 \pm 10 \text{ kJ mol}^{-1}$ and $\Delta_f H_0^\circ = -166 \pm 10 \text{ kJ mol}^{-1}$, and the cited entropy.¹ The Lamoreaux and Hildenbrand review gives $\Delta_f H_{298}^\circ = -172.8 \pm 3.7 \text{ kJ mol}^{-1}$ and $S^\circ = 229.15 \text{ J mol}^{-1}$.⁴

Li₂SO₄ Enthalpy and entropy values from the JANAF tables.¹

- (1) Chase, M. W. NIST-JANAF thermochemical tables. *J. Phys. Chem. Ref. Data* **1998**, *Monograph 9*.
- (2) Cox, J. D.; Wagman, D. D.; Medvedev, V. A. *CODATA Key Values for Thermodynamics*; Hemisphere Publishing Corp.: New York, 1989.
- (3) Gurvich, L. V.; Bergman, G. A.; Borokhov, L. N.; Iorish, V. S.; Leonidov, V. Y.; Yungman, V. S. Thermodynamic properties of alkali metal hydroxides. Part 1. Lithium and sodium hydroxides. *J. Phys. Chem. Ref. Data* **1996**, *25*, 1211-1276.
- (4) Lamoreaux, R. H.; Hildenbrand, D. L. High temperature vaporization behavior of oxides. 1. Alkali metal binary oxides. *J. Phys. Chem. Ref. Data* **1984**, *13*, 151-173.
- (5) Pedley, J. B.; Marshall, E. M. Thermochemical data for gaseous monoxides. *J. Phys. Chem. Ref. Data* **1983**, *12*, 967-1032.
- (6) Vasiliu, M.; Li, S. G.; Peterson, K. A.; Feller, D.; Gole, J. L.; Dixon, D. A. Structures and heats of formation of simple alkali metal compounds: Hydrides, chlorides, fluorides, hydroxides and oxides for Li, Na and K. *J. Phys. Chem. A* **2010**, *114*, 4272-4281, doi:10.1021/jp911735c.

Note 82: Compounds containing Na

[Back to Table](#)

Na CODATA Key Value.² The Lamoreaux and Hildenbrand review gives $\Delta_f H_{298}^\circ = 107.1 \pm 0.4 \text{ kJ mol}^{-1}$ and $S^\circ = 153.57 \text{ J mol}^{-1}$.⁴

Na₂ Enthalpy and entropy values from the JANAF tables.¹

NaH Enthalpy and entropy values from the JANAF tables.¹

NaF Enthalpy and entropy values from the JANAF tables.¹ A calculation of the atomization energy at the CCSD(T) level, extrapolated to the CBS limit, leads to $\Delta_f H_{298}^\circ = -291.6 \pm 4 \text{ kJ mol}^{-1}$ and $\Delta_f H_0^\circ = -290.0 \pm 4 \text{ kJ mol}^{-1}$.⁶

NaCl Enthalpy and entropy values from the JANAF tables.¹ A calculation of the atomization energy at the CCSD(T) level, extrapolated to the CBS limit, leads to $\Delta_f H_{298}^\circ = -180.3 \pm 4 \text{ kJ mol}^{-1}$ and $\Delta_f H_0^\circ = -178.7 \pm 4 \text{ kJ mol}^{-1}$.⁶

NaBr Enthalpy and entropy values from the JANAF tables.¹

NaOH From an extensive evaluation from the Thermocenter of the RAS.³ The JANAF Tables give $\Delta_f H_{298}^\circ = -198 \pm 12 \text{ J mol}^{-1}$ and $\Delta_f H_0^\circ = -194 \pm 12 \text{ J mol}^{-1}$, and $S^\circ = 228.44 \text{ J mol}^{-1}$.¹ A calculation of the atomization energy at the CCSD(T) level, extrapolated to the CBS limit, leads to $\Delta_f H_{298}^\circ = -187.0 \pm 4 \text{ kJ mol}^{-1}$ and $\Delta_f H_0^\circ = -184.1 \pm 4 \text{ kJ mol}^{-1}$.⁶

NaO The enthalpy is from a calculation of the atomization energy at the CCSD(T) level, extrapolated to the CBS limit.⁶ Cited values are for the ²Π state. For the ²Σ⁺ state $\Delta_f H_{298}^\circ = 113.8 \pm 4 \text{ kJ mol}^{-1}$ and $\Delta_f H_0^\circ = 115.5 \pm 4 \text{ kJ mol}^{-1}$. The JANAF values are $\Delta_f H_{298}^\circ = 84 \pm 40 \text{ kJ mol}^{-1}$ and $\Delta_f H_0^\circ = 85 \pm 40 \text{ kJ mol}^{-1}$, and the cited entropy.¹ The Pedley and Marshall review

gives $\Delta_f H_{298}^\circ = 100 \pm 17 \text{ kJ mol}^{-1}$.⁵ The Lamoreaux and Hildenbrand review gives $\Delta_f H_{298}^\circ = 104.6 \pm 4.2 \text{ kJ mol}^{-1}$ and $S^\circ = 228.48 \text{ J mol}^{-1}$.⁴

NaO₂ and NaO₃

Atomization energy calculated by the CCSD(T) extrapolated to the CBS limit.⁶

Na₂O Atomization energy calculated by the CCSD(T) extrapolated to the CBS limit.⁶ The Lamoreaux and Hildenbrand review gives $\Delta_f H_{298}^\circ = -31.8 \pm 3.7 \text{ kJ mol}^{-1}$ and the cited entropy.⁴

Na₂SO₄ Enthalpy and entropy values from the JANAF tables.¹

- (1) Chase, M. W. NIST-JANAF thermochemical tables. *J. Phys. Chem. Ref. Data* **1998**, *Monograph 9*.
- (2) Cox, J. D.; Wagman, D. D.; Medvedev, V. A. *CODATA Key Values for Thermodynamics*; Hemisphere Publishing Corp.: New York, 1989.
- (3) Gurvich, L. V.; Bergman, G. A.; Borokhov, L. N.; Iorish, V. S.; Leonidov, V. Y.; Yungman, V. S. Thermodynamic properties of alkali metal hydroxides. Part 1. Lithium and sodium hydroxides. *J. Phys. Chem. Ref. Data* **1996**, *25*, 1211-1276.
- (4) Lamoreaux, R. H.; Hildenbrand, D. L. High temperature vaporization behavior of oxides. 1. Alkali metal binary oxides. *J. Phys. Chem. Ref. Data* **1984**, *13*, 151-173.
- (5) Pedley, J. B.; Marshall, E. M. Thermochemical data for gaseous monoxides. *J. Phys. Chem. Ref. Data* **1983**, *12*, 967-1032.
- (6) Vasiliu, M.; Li, S. G.; Peterson, K. A.; Feller, D.; Gole, J. L.; Dixon, D. A. Structures and heats of formation of simple alkali metal compounds: Hydrides, chlorides, fluorides, hydroxides and oxides for Li, Na and K. *J. Phys. Chem. A* **2010**, *114*, 4272-4281, doi:10.1021/jp911735c.

Note 83: Compounds containing K

[Back to Table](#)

K CODATA Key Value.² The Lamoreaux and Hildenbrand review gives $\Delta_f H_{298}^\circ = 89.2 \pm 0.2 \text{ kJ mol}^{-1}$ and the cited entropy.⁴

KH Enthalpy and entropy values from the JANAF tables.¹ A calculation of the atomization energy at the CCSD(T) level, extrapolated to the CBS limit, leads to $\Delta_f H_{298}^\circ = 132.2 \pm 4 \text{ kJ mol}^{-1}$ and $\Delta_f H_0^\circ = 134.7 \pm 4 \text{ kJ mol}^{-1}$.⁶

KF Enthalpy and entropy values from the JANAF tables.¹ A calculation of the atomization energy at the CCSD(T) level, extrapolated to the CBS limit, leads to $\Delta_f H_{298}^\circ = -326.8 \pm 4 \text{ kJ mol}^{-1}$ and $\Delta_f H_0^\circ = -324.7 \pm 4 \text{ kJ mol}^{-1}$.⁶

KCl Enthalpy and entropy values from the JANAF tables.¹ A calculation of the atomization energy at the CCSD(T) level, extrapolated to the CBS limit, leads to $\Delta_f H_{298}^\circ = -215.5 \pm 4 \text{ kJ mol}^{-1}$ and $\Delta_f H_0^\circ = -213.4 \pm 4 \text{ kJ mol}^{-1}$.⁶

KBr Enthalpy and entropy values from the JANAF tables.¹

KOH From an extensive evaluation from the Thermocenter of the RAS.³ The JANAF Tables give $\Delta_f H_{298}^\circ = -233 \pm 12 \text{ J mol}^{-1}$ and $\Delta_f H_0^\circ = -228 \pm 12 \text{ J mol}^{-1}$, and $S^\circ = 236.379 \pm 1.31 \text{ J mol}^{-1}$.¹ A calculation of the atomization energy at the CCSD(T) level, extrapolated to the CBS limit, leads to $\Delta_f H_{298}^\circ = -221.8 \pm 4 \text{ kJ mol}^{-1}$ and $\Delta_f H_0^\circ = -218.0 \pm 4 \text{ kJ mol}^{-1}$.⁶

KO The enthalpy is from a calculation of the atomization energy at the CCSD(T) level, extrapolated to the CBS limit.⁶ Cited values are for the ²Π state. For the ²Σ⁺ state $\Delta_f H_{298}^\circ = 59.8 \pm 4 \text{ kJ mol}^{-1}$ and $\Delta_f H_0^\circ = 61.9 \pm 4 \text{ kJ mol}^{-1}$. The JANAF values are $\Delta_f H_{298}^\circ = 71 \pm 40 \text{ kJ mol}^{-1}$ and $\Delta_f H_0^\circ = 73 \pm 40 \text{ kJ mol}^{-1}$, and the cited entropy.¹ The Pedley and Marshall review gives $\Delta_f H_{298}^\circ = 61 \pm 21 \text{ kJ mol}^{-1}$.⁵ The Lamoreaux and Hildenbrand review gives $\Delta_f H_{298}^\circ = 59.9 \pm 4.2 \text{ kJ mol}^{-1}$ and $S^\circ = 237.88 \text{ J mol}^{-1}$.⁴

KO₂ and KO₃

Atomization energy calculated by the CCSD(T) extrapolated to the CBS limit.⁶

K₂O Atomization energy calculated by the CCSD(T) extrapolated to the CBS limit.⁶ The Lamoreaux and Hildenbrand review gives $\Delta_f H_{298}^\circ = -58.61 \pm 2.2$ kJ mol⁻¹ and the cited entropy.⁴

K₂SO₄ Enthalpy and entropy values from the JANAF tables.¹

- (1) Chase, M. W. NIST-JANAF thermochemical tables. *J. Phys. Chem. Ref. Data* **1998**, *Monograph 9*.
- (2) Cox, J. D.; Wagman, D. D.; Medvedev, V. A. *CODATA Key Values for Thermodynamics*; Hemisphere Publishing Corp.: New York, 1989.
- (3) Gurvich, L. V.; Bergman, G. A.; Borokhov, L. N.; Iorish, V. S.; Leonidov, V. Y.; Yungman, V. S. Thermodynamic properties of alkali metal hydroxides. Part II. Potassium, rubidium, and cesium hydroxides. *J. Phys. Chem. Ref. Data* **1997**, *26*, 1031-1110.
- (4) Lamoreaux, R. H.; Hildenbrand, D. L. High temperature vaporization behavior of oxides. 1. Alkali metal binary oxides. *J. Phys. Chem. Ref. Data* **1984**, *13*, 151-173.
- (5) Pedley, J. B.; Marshall, E. M. Thermochemical data for gaseous monoxides. *J. Phys. Chem. Ref. Data* **1983**, *12*, 967-1032.
- (6) Vasiliu, M.; Li, S. G.; Peterson, K. A.; Feller, D.; Gole, J. L.; Dixon, D. A. Structures and heats of formation of simple alkali metal compounds: Hydrides, chlorides, fluorides, hydroxides and oxides for Li, Na and K. *J. Phys. Chem. A* **2010**, *114*, 4272-4281, doi:10.1021/jp911735c.

Note 84: *Compounds containing Hg and H or O*

[Back to Table](#)

Hg⁰ CODATA key values,² with the 0 K value calculated in JANAF.¹ The NBS Tables give $\Delta_f H^\circ(298\text{ K}) = 61.32$ kJ mol⁻¹ and $S^\circ = 179.03$ J mol⁻¹ K⁻¹.¹¹ The review of Hepler and Olofsson accept the NBS value, but also discuss some more recent vapor pressure measurements.⁶

HgH Chosen values from the JANAF Table,¹ based on results reported by Herzberg.⁷ Also selected by Hepler and Olofsson.⁶ The NBS Tables give $\Delta_f H^\circ(298\text{ K}) = 239.32$ kJ mol⁻¹ and $S^\circ = 219.49$ J mol⁻¹ K⁻¹.¹¹ A calculation using NESC/CCSD(T) in combination with triple-zeta basis sets, gave BDE = 38.5 kJ mol⁻¹, which leads to $\Delta_f H^\circ(0\text{ K}) = 238.76$ kJ mol⁻¹.³

HgH₂ The cited enthalpy values are an average of those calculated for the atomization energy and for the bond-dissociation reaction, $\text{HgH}_2 \rightarrow \text{HgH} + \text{H}$, both done at the NESC/B3LYP level of theory.³

HgO The selected enthalpy of formation is derived from computational determinations of the bond dissociation energy. Dissociation from both the ¹Σ⁺ (to Hg¹S and O¹D) and ³Π (to Hg¹S and O³P) states of HgO have been reported, with some disagreement about which is the ground state. From a relativistically-corrected MP4/CCSD(T) calculation, $D_0 = 9.2$ kJ mol⁻¹ from a triplet ground state by Filatov and Cremer.⁴ A subsequent study from the same group, adding the normalized elimination of the small component technique to improve the treatment of scalar relativistic effects, found the ³Π state 5.4 kJ mol⁻¹ lower than the ¹Σ⁺ state, and also calculated BDEs of 16.1 kJ mol⁻¹ along the triplet surface and 202.9 kJ mol⁻¹ along the singlet surface, both adjusted to 298 K.³ At 0 K, the calculated triplet BDE was 14.6 kJ mol⁻¹. In contrast, a MRCI + Q/CBS level calculation by Peterson et al.⁸ found a singlet ground state and computed a BDE of 203.3 kJ mol⁻¹ at 0 K. This result is in agreement with earlier calculations from the same laboratory which resulted in a BDE to ground-state atoms of 17 and 19.1 kJ mol⁻¹.^{9,10}

There has been an experimental determination of the dissociation energy of HgO by using high-temperature mass spectrometry.⁵ In strong disagreement with the computational studies, a value of 222 ± 33 kJ mol⁻¹ was determined. Filatov and Cremer⁴ have made a compelling case that the species detected in the mass spectrometer being a dimer, either or both HgO₂Hg and OHg₂O. There is clearly a great need for additional experimental work on HgO, but at this point, we accept the theoretical argument.

- (1) Chase, M. W. NIST-JANAF thermochemical tables. *J. Phys. Chem. Ref. Data* **1998**, *Monograph 9*.
- (2) Cox, J. D.; Wagman, D. D.; Medvedev, V. A. *CODATA Key Values for Thermodynamics*; Hemisphere Publishing Corp.: New York, 1989.
- (3) Cremer, D.; Kraka, E.; Filatov, M. Bonding in mercury molecules described by the normalized elimination of the small component and coupled cluster theory. *ChemPhysChem* **2008**, *9*, 2510-2521, doi:10.1002/cphc.200800510.
- (4) Filatov, M.; Cremer, D. Revision of the dissociation energies of mercury chalcogenides—unusual types of mercury bonding. *ChemPhysChem* **2004**, *5*, 1547-1557, doi:10.1002/cphc.200301207.
- (5) Grade, M.; Hirschwald, W. Energetics and stabilities of the IIB/VIA-compounds at high-temperature equilibrium conditions. *Ber. Bunsen. Phys. Chem.* **1982**, *86*, 899-907.
- (6) Hepler, L. G.; Olofsson, G. Mercury: Thermodynamic properties, chemical equilibria, and standard potentials *Chem. Rev.* **1975**, *75*, 585-602.
- (7) Herzberg, G. *Molecular Spectra and Molecular Structure. Vol.1: Spectra of Diatomic Molecules*; Van Nostrand Reinhold, 1950.
- (8) Peterson, K. A.; Shepler, B. C.; Singleton, J. M. The group 12 metal chalcogenides: an accurate multireference configuration interaction and coupled cluster study. *Mol. Phys.* **2007**, *105*, 1139-1155, doi:10.1080/00268970701241664.
- (9) Shepler, B. C.; Balabanov, N. B.; Peterson, K. A. Ab initio thermochemistry involving heavy atoms: An investigation of the reactions $\text{Hg} + \text{IX}$ ($\text{X} = \text{I}, \text{Br}, \text{Cl}, \text{O}$). *J. Phys. Chem. A* **2005**, *109*, 10363-10372, doi:10.1021/jp0541617.
- (10) Shepler, B. C.; Peterson, K. A. Mercury monoxide: A systematic investigation of its ground electronic state. *J. Phys. Chem. A* **2003**, *107*, 1783-1787, doi:10.1021/jp027512f.
- (11) Wagman, D. D.; Evans, W. H.; Parker, V. B.; Schumm, R. H.; Halow, I.; Bailey, S. M.; Churney, K. L.; Nutall, R. L. The NBS tables of chemical thermodynamic properties. Selected values for inorganic and C_1 and C_2 organic substances in SI unites. *J. Phys. Chem. Ref. Data* **1982**, *11*, Suppl. No. 1.

Note 85: Mono- and Di-halides of Hg

[Back to Table](#)

HgF, HgCl, HgBr, HgI, HgF₂, HgCl₂, HgBr₂, HgI₂

At this time, we accept the JANAF values.³ More recent experimental and computational results scatter around these values, with no clear pattern. These are discussed below.

HgF The JANAF enthalpy value has a stated uncertainty of $\pm 50 \text{ kJ mol}^{-1}$. We have reduced this to $\pm 20 \text{ kJ mol}^{-1}$ in light of the additional results discussed below. The JANAF enthalpy value leads to a BDE of $134 \pm 20 \text{ kJ mol}^{-1}$ at 0 K. A MP4/CCSD(T) calculation, including a normalized elimination of the small component (NESC) technique to improve the treatment of scalar relativistic effects, resulted in a BDE of 129 kJ mol^{-1} ,⁴ while another CCSD(T) study led to values of 137 and 115 kJ mol^{-1} with the CRENBL and AVTZ-PP relativistic effective core potentials, respectively.⁶

HgCl The JANAF enthalpy value leads to a BDE of $102 \pm 10 \text{ kJ mol}^{-1}$ at 0 K. A reanalysis of the spectral data suggested a value of $\sim 106 \text{ kJ mol}^{-1}$.⁹ A more recent spectral study led to an upper limit on the BDE of 98 kJ mol^{-1} ,⁸ although an analysis of these data by using empirical potential energy functions led to $\text{BDE} = 107 \text{ kJ mol}^{-1}$.² Computational results tend to be lower: A CCSD(T)/CBS with relativistic pseudopotentials, corrected for spin-orbit coupling, gave a BDE of 96 kJ mol^{-1} ,⁷ whereas a MP4/CCSD(T) calculation, including a normalized elimination of the small component (NESC) technique to improve the treatment of scalar relativistic effects, resulted in a BDE of 89.5 kJ mol^{-1} .⁴ Another CCSD(T) study led to values of 94 and 78 kJ mol^{-1} with the CRENBL and AVTZ-PP relativistic effective core potentials, respectively.⁶

HgBr The JANAF enthalpy value has a stated uncertainty of $\pm 38 \text{ kJ mol}^{-1}$. We have reduced this to $\pm 10 \text{ kJ mol}^{-1}$ in light of the additional results discussed below. The JANAF enthalpy value leads to a BDE of $67 \pm 10 \text{ kJ mol}^{-1}$ at 0 K. A reanalysis of the spectral data suggested a value

of $\sim 72 \text{ kJ mol}^{-1}$.⁹ A more recent spectral study led to a BDE of 66.1 kJ mol^{-1} ,⁸ although an analysis of these data by using empirical potential energy functions led to $\text{BDE} = 61.75 \text{ kJ mol}^{-1}$.² A CCSD(T)/CBS with relativistic pseudopotentials, corrected for spin-orbit coupling, gave a BDE of 68 kJ mol^{-1} ,⁷ whereas a MP4/CCSD(T) calculation, including a normalized elimination of the small component (NESC) technique to improve the treatment of scalar relativistic effects, resulted in a BDE of 60 kJ mol^{-1} .⁴ Another CCSD(T) study led to values of 21 and 59 kJ mol^{-1} with the CRENL and AVTZ-PP relativistic effective core potentials, respectively.⁶ A slightly different BDE of 66.3 kJ mol^{-1} was used in the analysis of the equilibrium constant data in Table 3-1, Note 33.

HgI The JANAF enthalpy value leads to a BDE of $32.9 \pm 5 \text{ kJ mol}^{-1}$ at 0 K. A reanalysis of the spectral data suggested a value of 37.3 kJ mol^{-1} .⁹ A more recent spectral study led to a BDE of 33.5 kJ mol^{-1} ,⁸ although an analysis of these data by using empirical potential energy functions led to $\text{BDE} = 37.3 \text{ kJ mol}^{-1}$.² A CCSD(T)/CBS calculation with relativistic pseudopotentials, corrected for spin-orbit coupling,⁷ gave a BDE of 36 kJ mol^{-1} whereas a MP4/CCSD(T) calculation, including the normalized elimination of the small component (NESC) technique to improve the treatment of scalar relativistic effects, resulted in a BDE of 46 kJ mol^{-1} .⁴ Another CCSD(T) study led to values of 15 and 38.5 kJ mol^{-1} with the CRENL and AVTZ-PP relativistic effective core potentials, respectively.⁶

HgF₂ In this case, the values listed in the JANAF Table are estimated. Enthalpy values have been calculated for the atomization energy and for the bond-dissociation reaction, $\text{HgF}_2 \rightarrow \text{HgF} + \text{F}$ at the NESC/B3LYP level of theory, leading to average values of $\Delta_f H^0(298 \text{ K}) = -288 \text{ kJ mol}^{-1}$ and $\Delta_f H^0(0 \text{ K}) = -296 \text{ kJ mol}^{-1}$.⁴ A CCSD(T) study led to $\Delta_f H^0(0 \text{ K}) = -302$ and -285 kJ mol^{-1} with the CRENL and AVTZ-PP relativistic effective core potentials, respectively.⁶

HgCl₂ The values listed in the JANAF Table are based on a third-law analysis. A CCSD(T) calculation utilizing small-core relativistic effective core potentials for the reaction $\text{Hg} + \text{Cl}_2 \rightarrow \text{HgCl}_2$ led to $\Delta_f H^0(0 \text{ K}) = -139 \text{ kJ mol}^{-1}$.¹ Another CCSD(T) study led to $\Delta_f H^0(0 \text{ K}) = -134$ and -122 kJ mol^{-1} with the CRENL and AVTZ-PP relativistic effective core potentials, respectively.⁶ A third CCSD(T) study, with the ECP60MDF relativistic core potential and B3LYP/aVTZ structures gave -135 kJ mol^{-1} .⁵

HgBr₂ The values listed in the JANAF Table are based on a third-law analysis. A CCSD(T) calculation utilizing small-core relativistic effective core potentials for the reaction $\text{Hg} + \text{Br}_2 \rightarrow \text{HgBr}_2$ led to $\Delta_f H^0(0 \text{ K}) = -67 \text{ kJ mol}^{-1}$.¹ Another CCSD(T) study led to $\Delta_f H^0(0 \text{ K}) = -42$ and -34 kJ mol^{-1} with the CRENL and AVTZ-PP relativistic effective core potentials, respectively.⁶ A third CCSD(T) study, with the ECP60MDF relativistic core potential and B3LYP/aVTZ structures gave $\Delta_f H^0(0 \text{ K}) = -81 \text{ kJ mol}^{-1}$.⁵

HgI₂ The values listed in the JANAF Table are based on a third-law analysis. A calculated enthalpy for the reaction $\text{HgI}_2 \rightarrow \text{Hg} + \text{I}_2$ at the CCSD(T)/CBS limit with corrections for core-valence correlation, spin-orbit coupling, Lamb shift, and scalar relativity leads to the value $\Delta_f H^0(0 \text{ K}) = -16 \text{ kJ mol}^{-1}$.⁷ Another CCSD(T) study led to $\Delta_f H^0(0 \text{ K}) = 9.6$ and 20 kJ mol^{-1} with the CRENL and AVTZ-PP relativistic effective core potentials, respectively.⁶

- (1) Balabanov, N. B.; Peterson, K. A. Mercury and reactive halogens: The thermochemistry of Hg + (Cl₂, Br₂, BrCl, ClO, and BrO). *J. Phys. Chem. A* **2003**, *107*, 7465-7470, doi:10.1021/jp035547p.
- (2) Bhartiya, J. B.; Behere, S. H.; Rao, M. L. P. Dissociation energies of HgCl, HgBr and HgI from potential energy curves. *J. Quant. Spec. Rad. Transfer* **1990**, *43*, 95-98.
- (3) Chase, M. W. NIST-JANAF thermochemical tables. *J. Phys. Chem. Ref. Data* **1998**, *Monograph 9*.
- (4) Cremer, D.; Kraka, E.; Filatov, M. Bonding in mercury molecules described by the normalized elimination of the small component and coupled cluster theory. *ChemPhysChem* **2008**, *9*, 2510-2521, doi:10.1002/cphc.200800510.
- (5) Dibble, T. S.; Zelig, M. J.; Mao, H. Thermodynamics of reactions of ClHg and BrHg radicals with atmospherically abundant free radicals. *Atmos. Chem. Phys.* **2012**, *12*, 10271-10279, doi:10.5194/acp-12-10271-2012.

- (6) Kim, J.; Ihee, H.; Lee, Y. S. Spin-orbit density functional and *ab initio* study of HgX_n ($X = \text{F}, \text{Cl}, \text{Br}, \text{and I}; n = 1, 2, \text{and } 4$). *J. Chem. Phys.* **2010**, *133*, 144309, doi:10.1063/1.3497189.
- (7) Shepler, B. C.; Balabanov, N. B.; Peterson, K. A. Ab initio thermochemistry involving heavy atoms: An investigation of the reactions $\text{Hg} + \text{IX}$ ($X = \text{I}, \text{Br}, \text{Cl}, \text{O}$). *J. Phys. Chem. A* **2005**, *109*, 10363-10372, doi:10.1021/jp0541617.
- (8) Tellinghuisen, J.; Tellinghuisen, P. C.; Davies, S. A.; Berwanger, P.; Viswanathan, K. S. B \rightarrow X transitions in HgCl and HgI . *Appl. Phys. Lett.* **1982**, *41*, 789-791, doi:10.1063/1.93704.
- (9) Wilcomb, B. E.; Bernstein, R. B. Dissociation energies of ground-state HgX molecules ($X = \text{I}, \text{Br}, \text{Cl}$) from analysis of vibrational level spacings. *J. Molec. Spectrosc.* **1976**, *62*, 442-448.

Note 86: *Mixed di-halides of Hg*

[Back to Table](#)

ClHgBr, ClHgI, BrHgI

The mixed di-halides of mercury. 0 K enthalpy values from calculated reaction enthalpies at the CCSD(T)/CBS limit with corrections for core-valence correlation, spin-orbit coupling, Lamb shift, and scalar relativity.¹ The enthalpy value for HgI_2 in this study is about 6.5 kJ mol⁻¹ lower than that selected above. Entropy values from NBS 270-4.²

- (1) Shepler, B. C.; Balabanov, N. B.; Peterson, K. A. Ab initio thermochemistry involving heavy atoms: An investigation of the reactions $\text{Hg} + \text{IX}$ ($X = \text{I}, \text{Br}, \text{Cl}, \text{O}$). *J. Phys. Chem. A* **2005**, *109*, 10363-10372, doi:10.1021/jp0541617.
- (2) Wagman, D. D.; Evans, W. H.; Parker, V. B.; Halow, I.; Bailey, S. M.; Schumm, R. H. Selected Values of Chemical Thermodynamic Properties. Tables for Elements 35 through 53 in the Standard Order of Arrangement. *NBS Technical Note 270-4* **1969**.

Note 87: *Compounds containing Hg, a halogen, and O*

[Back to Table](#)

IHgO

0 K enthalpy value from calculated reaction enthalpies at the CCSD(T)/CBS limit with corrections for core-valence correlation, spin-orbit coupling, Lamb shift, and scalar relativity.¹

- (1) Shepler, B. C.; Balabanov, N. B.; Peterson, K. A. Ab initio thermochemistry involving heavy atoms: An investigation of the reactions $\text{Hg} + \text{IX}$ ($X = \text{I}, \text{Br}, \text{Cl}, \text{O}$). *J. Phys. Chem. A* **2005**, *109*, 10363-10372, doi:10.1021/jp0541617.

Note 88: *Addition compounds formed in the reactions of HgCl and HgBr with free radicals.*

[Back to Table](#)

Bond energies obtained at the CCSD(T) level of theory with the ECP60MDF relativistic core potential and B3LYP/aVTZ structures. Results at the B3LP and CCSD levels also reported.¹ The same set of calculation led to $\Delta_f H^0(0 \text{ K}) = -135$ and -81 kJ mol⁻¹ for HgCl_2 and HgBr_2 , respectively.

- (1) Dibble, T. S.; Zelig, M. J.; Mao, H. Thermodynamics of reactions of ClHg and BrHg radicals with atmospherically abundant free radicals. *Atmos. Chem. Phys.* **2012**, *12*, 10271-10279, doi:10.5194/acp-12-10271-2012.

Note 89: *Organo-mercury compounds*

[Back to Table](#)

HgCH₃ From a calculation carried out at the RCCSD(T)//QCISD/A level of theory.¹ The NBS Table recommends a value of 168 kJ mol⁻¹.³

Hg(CH₃)₂ Enthalpy of formation taken from a review of experimental studies.² The NBS Table recommends a value of 94.8 kJ mol⁻¹.³ This was also the source of the entropy value.

Hg(C₂H₅)₂ Enthalpy of formation taken from a review of experimental studies.² The NBS Table recommends a value of 75.3 kJ mol⁻¹.³

- (1) Lee, E. P. F.; Wright, T. G. Thermochemistry of HgCH_3 and HgCH_3^+ and the ionization energy of HgCH_3 . *Chem. Phys. Lett.* **2003**, 376, 418-423, doi:10.1016/S0009-2614(03)01022-4.
- (2) Skinner, H. A. The strengths of metal-to-carbon bonds. *Adv. Organometallic Chem.* **1964**, 2, 49-114.
- (3) Wagman, D. D.; Evans, W. H.; Parker, V. B.; Halow, I.; Bailey, S. M.; Schumm, R. H. Selected Values of Chemical Thermodynamic Properties. Tables for Elements 35 through 53 in the Standard Order of Arrangement. *NBS Technical Note 270-4* **1969**.

Note 90: *Halo-organo-mercury compounds*

[Back to Table](#)

- ClHgCH₃** Enthalpy of formation taken from a review of experimental studies.¹ The NBS Table recommends a value of $-52.3 \text{ kJ mol}^{-1}$.²
- BrHgCH₃** Enthalpy of formation taken from a review of experimental studies.¹ The NBS Table also recommends a value of $-18.4 \text{ kJ mol}^{-1}$.²
- IHgCH₃** Enthalpy of formation taken from a review of experimental studies.¹ The NBS Table recommends a value of 21.8 kJ mol^{-1} .²
- ClHgC₂H₅** Enthalpy of formation taken from a review of experimental studies.¹ The NBS Table recommends a value of $-62.8 \text{ kJ mol}^{-1}$.²
- BrHgC₂H₅** Enthalpy of formation taken from a review of experimental studies.¹ The NBS Table recommends a value of $-30.1 \text{ kJ mol}^{-1}$.²
- IHgC₂H₅** Enthalpy of formation taken from a review of experimental studies.¹ The NBS Table recommends a value of 13.8 kJ mol^{-1} .²
- (1) Skinner, H. A. The strengths of metal-to-carbon bonds. *Adv. Organometallic Chem.* **1964**, 2, 49-114.
 - (2) Wagman, D. D.; Evans, W. H.; Parker, V. B.; Halow, I.; Bailey, S. M.; Schumm, R. H. Selected Values of Chemical Thermodynamic Properties. Tables for Elements 35 through 53 in the Standard Order of Arrangement. *NBS Technical Note 270-4* **1969**.

6.3 Bibliography – Thermodynamic Parameters

- Abramowitz, S.; Chase, M. W. Thermodynamic properties of gas phase species of importance to ozone depletion. *Pure App. Chem.* **1991**, *63*, 1449-1454.
- Acree, W. E.; Pilcher, G.; da Silva, M. The dissociation enthalpies of terminal (N-O) bonds in organic compounds. *J. Phys. Chem. Ref. Data* **2005**, *34*, 553-572, doi:10.1063/1.1851531.
- Agapito, F.; Cabral, B. J. C.; Simoes, J. A. M. Oxygen-oxygen bond dissociation enthalpies of di-tert-butyl peroxide and di-trifluoromethyl peroxide. *J. Mol. Struct. - Theochem* **2005**, *729*, 223-227, doi:10.1016/j.theochem.2005.06.004.
- Alecu, I. M.; Marshall, P. Computational study of the thermochemistry of N₂O₅ and the kinetics of the reaction N₂O₅ + H₂O → 2 HNO₃. *J. Phys. Chem A* **2014**, *118*, 11405-11416, doi:10.1021/jp509301t.
- Allodi, M. A.; Dunn, M. E.; Livada, J.; Kirschner, K. N.; Shields, G. C. Do hydroxyl radical-water clusters, OH(H₂O)_n, n = 1-5, exist in the atmosphere? *J. Phys. Chem. A* **2006**, *110*, 13283-13289, doi:10.1021/jp064468l.
- An, X. W.; Mansson, M. Enthalpies of combustion and formation of acetonitrile. *J. Chem. Thermo.* **1983**, *15*, 287-293.
- Anderson, L. C.; Fahey, D. W. Studies with ClONO₂: Thermal dissociation rate and catalytic conversion to NO using an NO/O₃ chemiluminescence detector. *J. Phys. Chem.* **1990**, *94*, 644-652.
- Anderson, W. R. Oscillator strengths of NH₂ and the heats of formation of NH and NH₂. *J. Phys. Chem.* **1989**, *93*, 530-536.
- Anderson, W. R. Heats of formation of HNO and some related species. *Comb. Flame* **1999**, *117*, 394-403.
- Anglada, J. M.; Hoffman, G. J.; Slipchenko, L. V.; Costa, M. M.; Ruiz-López, M. F.; Francisco, J. S. Atmospheric significance of water clusters and ozone-water complexes. *J. Phys. Chem. A* **2013**, *117*, 10381-10396, doi:10.1021/jp407282c.
- Asatryan, R.; Bozzelli, J. W.; Simmie, J. M. Thermochemistry for enthalpies and reaction paths of nitrous acid isomers. *Int. J. Chem. Kinet.* **2007**, *39*, 378-398, doi:10.1002/kin.20247.
- Asatryan, R.; Bozzelli, J. W.; Simmie, J. M. Thermochemistry of methyl and ethyl nitro, RNO₂, and nitrite, RONO, organic compounds. *J. Phys. Chem. A* **2008**, *112*, 3172-3185, doi:10.1021/jp710960u.
- Asher, R. L.; Appelman, E. H.; Ruscic, B. On the heat of formation of carbonyl fluoride, CF₂O. *J. Chem. Phys.* **1996**, *105*, 9781-9795.
- Asher, R. L.; Appelman, E. H.; Tilson, J. L.; Litorja, M.; Berkowitz, J.; Ruscic, B. A photoionization study of trifluoromethanol, CF₃OH, trifluoromethyl hypofluorite, CF₃OF, and trifluoromethyl hypochlorite, CF₃OCl. *J. Chem. Phys.* **1997**, *106*, 9111-9121.
- Atkinson, R.; Baulch, D. L.; Cox, R. A.; Hampson, R. F.; Kerr, J. A.; Rossi, M. J.; Troe, J. Evaluated kinetic, photochemical, and heterogeneous data for atmospheric chemistry: Supplement V, IUPAC subcommittee on gas kinetic data evaluation for atmospheric chemistry. *J. Phys. Chem. Ref. Data* **1997**, *26*, 521-1011.
- Badenes, M. P.; Croce, A. E.; Cobos, C. J. Falloff curves for the recombination reaction Cl + FC(O)O + M → FC(O)OCl + M. *J. Phys. Chem. A* **2006**, *110*, 3186-3196, doi:10.1021/jp054591x.
- Baer, T.; Walker, S. H.; Shuman, N. S.; Bodi, A. One- and two-dimensional translational energy distributions in the iodine-loss dissociation of 1,2-C₂H₄I₂⁺ and 1,3-C₃H₆I₂⁺: What does this mean? *J. Phys. Chem. A* **2012**, *116*, 2833-2844, doi:10.1021/jp2121643.
- Bakowies, D. Ab initio thermochemistry with high-level isodesmic corrections: Validation of the ATOMIC protocol for a large set of compounds with first-row atoms (H, C, N, O, F). *J. Phys. Chem. A* **2009**, *113*, 11517-11534, doi:10.1021/jp9027782.
- Balabanov, N. B.; Peterson, K. A. Mercury and reactive halogens: The thermochemistry of Hg + (Cl₂, Br₂, BrCl, ClO, and BrO). *J. Phys. Chem. A* **2003**, *107*, 7465-7470, doi:10.1021/jp035547p.
- Ballester, M. Y.; Varandas, A. J. C. Double many-body expansion potential energy surface for ground state HSO₂. *Phys. Chem. Chem. Phys.* **2005**, *7*, 2305-2317, doi:10.1039/b500990a.
- Balucani, N.; Casavecchia, P.; Stranges, D.; Volpi, G. G. The enthalpy of formation of the HSO radical. *Chem. Phys. Lett.* **1993**, *211*, 469-472.
- Balucani, N.; Stranges, D.; Casavecchia, P.; Volpi, G. G. Crossed beam studies of the reactions of atomic oxygen in the ground ³P and first electronically excited ¹D states with hydrogen sulfide. *J. Chem. Phys.* **2004**, *120*, 9571-9582, doi:10.1063/1.1714809.

- Barker, J. R.; Ortiz, N. F.; Preses, J. M.; Lohr, L. L.; Maranzana; Stimac, P. J.; Nguyen, L. T. MultiWell; 2009.1 ed.; University of Michigan: Ann Arbor, MI, 2009.
- Becerra, R.; Carpenter, I. W.; Walsh, R. Time-resolved studies of the kinetics of the reactions of CHO with HI and HBr: Thermochemistry of the CHO radical and the H-C bond strengths in CH₂O and CHO. *J. Phys. Chem.* **1997**, *101*, 4185-4190.
- Bedjanian, Y.; Le Bras, G.; Poulet, G. Kinetics and mechanism of the IO + ClO reaction. *J. Phys. Chem. A* **1997**, *101*, 4088-4096.
- Bedjanian, Y.; Poulet, G.; Le Bras, G. Low-pressure study of the reactions of Br atoms with alkenes. 2. Reactions with ethene and trans-2-butene. *J. Phys. Chem. A* **1999**, *103*, 4026-4033.
- Begović, N.; Marković, Z.; Anić, S.; Kolar-Anić, L. Computational investigation of HIO and HIO₂ isomers. *J. Phys. Chem. A* **2004**, *108*, 651-657, doi:10.1021/jp034492o.
- Berkowitz, J.; Ellison, G. B.; Gutman, D. Three methods to measure RH bond energies. *J. Phys. Chem.* **1994**, *98*, 2744-2765.
- Bernardes, C. E. S.; Minas da Piedade, M. E.; Amaral, L. M. P. F.; Ferreira, A. I. M. C. L.; Ribeiro da Silva, M. A. V.; Diogo, H. P.; Costa Cabral, B. J. Energetics of C-F, C-Cl, C-Br, and C-I bonds in 2-haloethanols. Enthalpies of formation of XCH₂CH₂OH (X = F, Cl, Br, I) compounds and of the 2-hydroxyethyl radical. *J. Phys. Chem. A* **2007**, *111*, 1713-1720, doi:10.1021/jp0675678.
- Berry, R. J.; Yuan, Y.; Misra, A.; Marshall, P. Experimental and computational investigations of the reaction of OH with CF₃I and the enthalpy of formation of HOI. *J. Phys. Chem. A* **1998**, *102*, 5182-5188.
- Bhartiya, J. B.; Behere, S. H.; Rao, M. L. P. Dissociation energies of HgCl, HgBr and HgI from potential energy curves. *J. Quant. Spec. Rad. Transfer* **1990**, *43*, 95-98.
- Bickerton, J.; da Piedade, M. E. M.; Pilcher, G. Enthalpy of formation of tetrabromomethane by rotating-bomb calorimetry. *J. Chem. Thermo.* **1984**, *16*, 661-668.
- Black, G.; Patrick, R.; Jusinski, L. E.; Slinger, T. G. Rate coefficients for the reaction HS + NO + M (M = He, Ar, and N₂) over the temperature range 250- 445 K. *J. Chem. Phys.* **1984**, *80*, 4065-4070.
- Blitz, M. A.; Huges, K. J.; Pilling, M. J. Determination of the high-pressure limiting rate coefficient and the enthalpy of reaction for OH + SO₂. *J. Phys. Chem. A* **2003**, *107*, 1971-1978, doi:10.1021/jp026524y.
- Bodi, A.; Hemberger, P.; Gerber, T. A robust link between the thermochemistry of urea and isocyanic acid by dissociative photoionization. *J. Chem. Thermo.* **2013**, *58*, 292-299, doi:10.1016/j.jct.2012.11.013.
- Bodi, A.; Kercher, J. P.; Bond, C.; Meteesatien, P.; Sztaray, B.; Baer, T. Photoion photoelectron coincidence spectroscopy of primary amines RCH₂NH₂ (R=H, CH₃, C₂H₅, C₃H₇, *i*-C₃H₇): Alkylamine and alkyl radical heats of formation by isodesmic reaction networks *J. Phys. Chem. A* **2006**, *110*, 13425-13433, doi:10.1021/jp064739s.
- Borkar, S.; Sztaray, B. Self-consistent heats of formation for the ethyl cation, ethyl bromide, and ethyl iodide from threshold photoelectron photoion coincidence spectroscopy. *J. Phys. Chem. A* **2010**, *114*, 6117-6123, doi:10.1021/jp102162f.
- Bouchoux, G.; Chamot-Rooke, J.; Leblanc, D.; Mourgues, P.; Sablier, M. Proton affinity and heat of formation of vinyloxy [CH₂CHO]. and acetylonyl [CH₂COCH₃]. radicals. *ChemPhysChem* **2001**, *2*, 235-241.
- Bozzelli, J. W.; Jung, D. Theoretical investigation on stability of the C•H₂OCl radical. *J. Phys. Chem. A* **2001**, *105*, 3941-3946, doi:10.1021/jp003401+.
- Breidung, J.; Cosleou, J.; Demaison, J.; Sarka, K.; Thiel, W. Ab initio anharmonic force field, molecular parameters, equilibrium structure and enthalpy of formation of fluoroform. *Mol. Phys.* **2004**, *102*, 1827-1841.
- Breidung, J.; Thiel, W. Thermochemistry of the fluoroformyloxyl radical: A computational study based on coupled cluster theory. *J. Phys. Chem. A* **2006**, *110*, 1575-1585, doi:10.1021/jp053883v.
- Brudnik, K.; Jodkowski, J. T.; Nowek, A.; Leszczynski, J. Kinetics of the formation reactions of trichloro- and tribromomethyl hypohalites and alcohols in the gas-phase: Theoretical study *Chem. Phys. Lett.* **2007**, *435*, 194-200, doi:10.1016/j.cplett.2006.12.079.
- Brudnik, K.; Jodkowski, J. T.; Ratajczak, E. Kinetics of the formation reactions of trifluoromethanol and trifluoromethyl hypohalites in the gas phase. *J. Mol. Struct.* **2003**, *656*, 333-339, doi:10.1016/S0022-2860(03)00347-8.

- Buendía-Atencio, C.; Leyva, V.; González, L. Thermochemistry and UV spectroscopy of alkyl peroxy nitrates. *J. Phys. Chem. A* **2010**, *114*, 9537-9544, doi:10.1021/jp103854y.
- Burkholder, J. B.; Mauldin, R. L.; Yokelson, R. J.; Solomon, S.; Ravishankara, A. R. Kinetic, thermodynamic, and spectroscopic study of Cl₂O₃. *J. Phys. Chem.* **1993**, *97*, 7597-7605.
- Cacace, F.; de Petris, G.; Pepi, F.; Troiani, A. Experimental detection of hydrogen trioxide. *Science* **1999**, *285*, 81-82.
- Carson, A. S.; Laye, P. G.; Pendley, J. B.; Welsby, A. M. The enthalpies of formation of iodomethane, diiodomethane, triiodomethane, and tetraiodomethane by rotating combustion calorimetry. *J. Chem. Thermo.* **1993**, *25*, 261-269.
- Chao, J.; Rodgers, A. S.; Wilhoit, R. C.; Zwolinski, B. J. Ideal gas thermodynamic properties of six chloroethanes. *J. Phys. Chem. Ref. Data* **1974**, *3*, 141-162.
- Chao, J.; Wilhoit, R. C.; Zwolinski, B. J. Ideal gas thermodynamic properties of ethane and propane. *J. Phys. Chem. Ref. Data* **1973**, *2*, 427-437.
- Chao, J.; Zwolinski, B. J. Ideal gas thermodynamic properties of ethylene and propylene. *J. Phys. Chem. Ref. Data* **1975**, *4*, 251-261.
- Chao, J.; Zwolinski, B. J. Ideal gas thermodynamic properties of methanoic and ethanoic acids. *J. Phys. Chem. Ref. Data* **1978**, *7*, 363-377.
- Chase, M. W. NIST-JANAF thermochemical tables for the bromine oxides. *J. Phys. Chem. Ref. Data* **1996**, *25*, 1069-1111.
- Chase, M. W. NIST-JANAF thermochemical tables for the iodine oxides. *J. Phys. Chem. Ref. Data* **1996**, *25*, 1297-1340.
- Chase, M. W. NIST-JANAF thermochemical tables for the oxygen fluorides. *J. Phys. Chem. Ref. Data* **1996**, *25*, 551-603.
- Chase, M. W. NIST-JANAF thermochemical tables. *J. Phys. Chem. Ref. Data* **1998**, *Monograph 9*.
- Chen, S. S.; Rodgers, A. S.; Chao, J.; Wilhoit, R. C.; Zwolinski, B. J. Ideal gas thermodynamic properties of six fluoroethanes. *J. Phys. Chem. Ref. Data* **1975**, *4*, 441-456.
- Chen, S. S.; Wilhoit, R. C.; Zwolinski, B. J. Ideal gas properties of six chlorofluoromethanes. *J. Phys. Chem. Ref. Data* **1976**, *5*, 571-580.
- Chen, Y.; Rauk, A.; Tschuikow-Roux, E. Structures, barriers for internal rotation, vibrational frequencies, and thermodynamic functions of CH₂FCH₂, CHF₂CH₂, and CF₃CH₂ radicals: An *ab initio* study. *J. Chem. Phys.* **1990**, *93*, 6620-6629.
- Chen, Y.; Rauk, A.; Tschuikow-Roux, E. Structures, barriers for rotation and inversion, vibrational frequencies, and thermodynamic functions of ethyl, α -fluoroethyl, and α -difluoroethyl radicals: An *ab initio* study. *J. Chem. Phys.* **1990**, *93*, 1187-1195.
- Chen, Y.; Rauk, A.; Tschuikow-Roux, E. Structures, barriers for internal rotation, vibrational frequencies, and thermodynamic functions of CH₂FCHF, CHF₂CHF, and CF₃CHF radicals: An *ab initio* study. *J. Chem. Phys.* **1991**, *94*, 7299-7310.
- Chyall, L. J.; Squires, R. R. The proton affinity and absolute heat of formation of trifluoromethanol. *J. Phys. Chem.* **1996**, *100*, 16435-16440.
- Clifford, E. P.; Wenthold, P. G.; Gareyev, R.; Lineberger, W. C.; DePuy, C. H.; Bierbaum, V. M.; Ellison, G. B. Photoelectron spectroscopy, gas phase acidity, and thermochemistry of tert-butyl hydroperoxide: Mechanism for the rearrangement of peroxy radicals. *J. Chem. Phys.* **1998**, *109*, 10293-10310, doi:10.1063/1.477725.
- Cox, J. D.; Wagman, D. D.; Medvedev, V. A. *CODATA Key Values for Thermodynamics*; Hemisphere Publishing Corp.: New York, 1989.
- Coxon, J. A.; Ramsay, D. A. The A²Π_i-X²Π_i band system of ClO: Reinvestigation of the absorption spectrum. *Can. J. Phys.* **1976**, *54*, 1034-1042, doi:10.1139/p76-122.
- Cremer, D.; Kraka, E.; Filatov, M. Bonding in mercury molecules described by the normalized elimination of the small component and coupled cluster theory. *ChemPhysChem* **2008**, *9*, 2510-2521, doi:10.1002/cphc.200800510.
- Császár, A. G.; Furtenbacher, T. From a network of computed reaction enthalpies to atom-based thermochemistry (NEAT). *Chem. Eur. J.* **2010**, *16*, 4826-4835, doi:10.1002/chem.200903252.
- Császár, A. G.; Szalay, P. G.; Leininger, M. L. The enthalpy of formation of ²Π CH. *Mol. Phys.* **2002**, *100*, 3879-3883, doi:10.1080/0026897021000016684.

- Csontos, J.; Rolik, Z.; Das, S.; Kállay, M. High-accuracy thermochemistry of atmospherically important fluorinated and chlorinated methane derivatives. *J. Phys. Chem. A* **2010**, *114*, 13093-13103, doi:10.1021/jp105268m.
- Czakó, G.; Nagy, B.; Tasi, G.; Somogyi, A.; Šimuněk, J.; Noga, J.; Braams, B. J.; Bowman, J. M.; Császár, A. Proton affinity and enthalpy of formation of formaldehyde. *Int. J. Quantum Chem.* **2009**, *109*, 2393-2409.
- da Silva, G.; Bozzelli, J. W. Thermochemistry, bond energies, and internal rotor potentials of dimethyl tetraoxide. *J. Phys. Chem. A* **2007**, *111*, 12026-12036, doi:10.1021/jp075144f.
- da Silva, G.; Kim, C. H.; Bozzelli, J. W. Thermodynamic properties (enthalpy, bond energy, entropy, and heat capacity) and internal rotor potentials of vinyl alcohol, methyl vinyl ether, and their corresponding radicals. *J. Phys. Chem. A* **2006**, *110*, 7925-7934, doi:10.1021/jp0602878.
- Davis, H. F.; Kim, B.; Johnston, H. S.; Lee, Y. T. Dissociation energy and photochemistry of NO₃. *J. Phys. Chem.* **1993**, *97*, 2172-2180.
- Delmdahl, R. F.; Parker, D. H.; Eppink, A. T. J. B. Short wavelength photolysis of jet-cooled OCIO(²A₂V₁>20) ← ClO(X²Π_{Ω,v},J) + O(³P_J). *J. Chem. Phys.* **2001**, *114*, 8339-8346, doi:10.1063/1.1367393.
- Denis, P. A. Theoretical characterization of the thiosulfeno radical, HS₂. *Chem. Phys. Lett.* **2006**, *422*, 434-438, doi:10.1016/j.cplett.2006.02.107.
- Denis, P. A. Thermochemistry of the hypobromous and hypochlorous acids, HOBr and HOCl. *J. Phys. Chem. A* **2006**, *110*, 5887-5892, doi:10.1021/jp056950u.
- Denis, P. A., and O. N. Ventura CCSDT study of the fluoroperoxy radical, FOO. *Chem. Phys. Lett.* **2004**, *385*, 292-297, doi:10.1016/j.cplett.2003.12.081.
- Denis, P. A.; Kieniger, M.; Ventura, O. N.; Cachau, R. E.; Diercksen, G. H. F. Complete basis set and density functional determination of the enthalpy of formation of the controversial HO₃ radical: a discrepancy between theory and experiment. *Chem. Phys. Lett.* **2002**, *365*, 440-449.
- Denis, P. A.; Ornellas, F. R. Theoretical characterization of hydrogen polyoxides: HOOH, HOOOH, HOOOOH, and HOOO. *J. Phys. Chem. A* **2009**, *113*, 199-506, doi:10.1021/jp808795e.
- Denis, P. A.; Ventura, O. N. Density functional investigation of atmospheric sulfur chemistry II. The heat of formation of the XSO₂ radicals X = H, CH₃. *Chem. Phys. Lett.* **2001**, *344*, 221-228.
- Dibble, T. S.; Zelig, M. J.; Mao, H. Thermodynamics of reactions of ClHg and BrHg radicals with atmospherically abundant free radicals. *Atmos. Chem. Phys.* **2012**, *12*, 10271-10279, doi:10.5194/acp-12-10271-2012.
- Diogo, H. P.; Minas de Piedada, M. E.; Simões, J. A. M.; Nagano, Y. Standard enthalpy of formation and enthalpy of vaporization of di-1,1-dimethylethyl peroxide: Re-evaluation of the standard enthalpy of formation of the di-1,1-dimethylethoxy radical. *J. Chem. Thermo.* **1995**, *27*, 597-604.
- Dixon, D. A.; de Jong, W. A.; Peterson, K. A.; Francisco, J. S. Heats of formation of CBr, CHBr, and CBr₂ from ab initio chemistry. *J. Phys. Chem. A* **2002**, *106*, 4724-4728, doi:10.1021/jp0147067.
- Dixon, D. A.; de Jong, W. A.; Peterson, K. A.; McMahon, T. B. Methyl cation affinities of rare gases and nitrogen and the heat of formation of diazomethane. *J. Phys. Chem. A* **2005**, *109*, 4073-4080, doi:10.1021/jp044561e.
- Dixon, D. A.; Feller, D. Heats of formation of CF₂, FCO, and CF₂O. *J. Phys. Chem. A* **1998**, *102*, 8209-8216.
- Dixon, D. A.; Francisco, J. S.; Alexeev, Y. Thermochemical properties of H_xNO molecules and ions from ab initio electronic structure theory. *J. Phys. Chem. A* **2006**, *110*, 185-191, doi:10.1021/jp054642q.
- Dóbbé, S.; Bérces, T.; Turányi, T.; Márta, F.; Grussdorf, J.; Temps, F.; Wagner, H. G. Direct kinetic studies of the reactions Br + CH₃OH and CH₂OH + HBr: The heat of formation of CH₂OH. *J. Phys. Chem.* **1996**, *100*, 19864-19873.
- Dooley, K. S.; Geidosch, J. N.; North, S. W. Ion imaging study of IO radical photodissociation: Accurate bond dissociation energy determination. *Chem. Phys. Lett.* **2008**, *457*, 303-306, doi:10.1016/j.cplett.2008.04.009.
- Dorofeeva, O.; Iorish, V. S.; Novikov, V. P.; Neumann, D. B. NIST-JANAF thermochemical tables. II. Three molecules related to atmospheric chemistry: HNO₃, H₂SO₄, and H₂O₂. *J. Phys. Chem. Ref. Data* **2003**, *32*, 879-901, doi:10.1063/1.1547435.
- Dorofeeva, O.; Novikov, V. P.; Neumann, D. B. NIST-JANAF thermochemical tables. 1. Ten organic molecules related to atmospheric chemistry. *J. Phys. Chem. Ref. Data* **2001**, *30*, 475-513.

- Dorofeeva, O. V.; Suntsova, M. A. Enthalpies of formation of nitromethane and nitrobenzene: Theory vs experiment. *J. Chem. Thermo.* **2013**, *58*, 221-225, doi:10.1016/j.jct.2012.11.008.
- Du, S.; Francisco, J. S.; Schenter, G. K.; Iordanov, T. D.; Garrett, B. C.; Dupris, M.; Li, J. The OH radical-H₂O molecular interaction potential. *J. Chem. Phys.* **2006**, *124*, 224318, doi:10.1063/1.2200701.
- Duncan, T. V.; Miller, C. E. The HCO₂ potential energy surface: Stationary point energetics and the HOCO heat of formation. *J. Chem. Phys.* **2000**, *113*, 5138-5140.
- El-Nahas, A. M.; Bozzelli, J. W.; Simmie, J. M.; Navarro, M. V.; Black, G.; Curran, H. J. Thermochemistry of acetyl and related radicals. *J. Phys. Chem. A* **2006**, *110*, 13618-13623, doi:10.1021/jp065003y.
- Ervin, K. M.; Gronert, S.; Barlow, E. E.; Gilles, M. K.; Harrison, A. G.; Bierbaum, V. M.; DePuy, C. H.; Lineberger, W. C.; Ellison, G. B. Bond strengths of ethylene and acetylene. *J. Am. Chem. Soc.* **1990**, *112*, 5750-5759.
- Espinosa-Garcia, J.; Dóbé, S. Theoretical enthalpies of formation for atmospheric hydroxycarbonyls. *J. Mol. Struct. - Theochem* **2005**, *713*, 119-125, doi:10.1016/j.theochem.2004.11.002.
- Fabian, W. M. F.; Janoschek, R. Thermochemical properties of the hydroxy-formyl radical HO-CO, and the formoxy radical, HC(O)O, and their role in the reaction OH + CO → H + CO₂. Computational G3MP2B3 and CCSD(T)-CBS studies. *J. Mol. Struct. - Theochem* **2005**, *713*, 227-234, doi:10.1016/j.theochem.2004.08.065.
- Farkas, E.; Kovács, G.; Szilágyi, I.; Dóbé, S.; Bérces, T.; Márta, F. Rate constant for the reaction of CH₃C(O)CH₂ radical with HBr and its thermochemical implication. *Int. J. Chem. Kinet.* **2006**, *38*, 32-37, doi:10.1002/kin.20135.
- Feller, D.; Dixon, D. A. Coupled cluster theory and multireference configuration interaction study of FO, F₂O, FO₂, and FOO. *J. Phys. Chem. A* **2003**, *107*, 9641-9651, doi:10.1021/jp030267v.
- Feller, D.; Dixon, D. A.; Francisco, J. S. Coupled cluster theory determination of the heats of formation of combustion-related compounds: CO, HCO, CO₂, HCO₂, HOCO, HC(O)OH, and HC(O)OOH. *J. Phys. Chem. A* **2003**, *107*, 1604-1617, doi:10.1021/jp030267v.
- Feller, D.; Peterson, K. A.; Dixon, D. A. A survey of factors contributing to accurate theoretical predictions of atomization energies and molecular structures. *J. Chem. Phys.* **2008**, *129*, 204105, doi:10.1063/1.3008061.
- Feller, D.; Peterson, K. A.; Dixon, D. A. Refined theoretical estimates of the atomization energies and molecular structures of selected small oxygen fluorides. *J. Phys. Chem. A* **2010**, *114*, 613-623, doi:10.1021/jp908128g.
- Filatov, M.; Cremer, D. Revision of the dissociation energies of mercury chalcogenides—unusual types of mercury bonding. *ChemPhysChem* **2004**, *5*, 1547-1557, doi:10.1002/cphc.200301207.
- Frank, A. J.; Turecek, F. Methylsulfonyl and methoxysulfinyl radicals and cations in the gas phase. A variable-time and photoexcitation neutralization-reionization mass spectrometric and ab initio/RRKM study. *J. Phys. Chem. A* **1999**, *103*, 5348-5361.
- Frenkel, M.; Kabo, G. J.; Marsh, K. N.; Roganov, G. N.; Wilhoit, R. C. *Thermodynamics of Organic Compounds in the Gas State*; Thermodynamics Research Center: College Station, TX, 1994; Vol. I.
- Friedl, R. R.; Sander, S. P.; Yung, Y. L. Chloryl nitrate: A novel product of the OClO + NO₃ + M recombination. *J. Phys. Chem.* **1992**, *96*, 7490-7493.
- Fulle, D.; Hamann, H. F.; Hippler, H.; Jänsch, C. P. The high pressure range of the addition of OH to C₂H₂ and C₂H₄. *Ber. Bunsenges. Phys. Chem.* **1997**, *101*, 1433-1442.
- Gálvez, O.; Gómez, P. C. An ab initio study on the structure and energetics of the ClO hydrates. *Chem. Phys. Lett.* **2007**, *448*, 16-23, doi:10.1016/j.cpllett.2007.09.072.
- Gálvez, O.; Zoerner, A.; Grothe, H. Theoretical study on the structure of the BrO hydrates. *J. Phys. Chem. A* **2006**, *110*, 8818-8825, doi:10.1021/jp062048q.
- Gálvez, O.; Zoerner, A.; Loewenschuss; Grothe, H. A combined matrix isolation and ab initio study of bromine oxides. *J. Phys. Chem. A* **2006**, *110*, 6472-6481, doi:10.1021/jp060586x.
- Ganyecz, Á.; Csontos, J.; Nagy, B.; Kállay, M. Theoretical and thermochemical network approaches to determine the heats of formation for HO₂ and its ionic counterparts. *J. Phys. Chem. A* **2015**, *119*, 1164-1176, doi:10.1021/jp5104643.
- Gierczak, T.; Jimenez, E.; Riffault, V.; Burkholder, J. B.; Ravishankara, A. R. Thermal decomposition of HO₂NO₂ (peroxynitric acid, PNA): Rate coefficient and determination of the enthalpy of formation. *J. Phys. Chem. A* **2005**, *109*, 586-596, doi:10.1021/jp046632f.

- Gómez Martín, J. C.; Plane, J. M. C. Determination of the O–IO bond dissociation energy by photofragment excitation spectroscopy. *Chem. Phys. Lett.* **2009**, *474*, 79-83, doi:10.1016/j.cplett.2009.04.052.
- Grade, M.; Hirschwald, W. Energetics and stabilities of the IIB/VIA-compounds at high-temperature equilibrium conditions. *Ber. Bunsen. Phys. Chem.* **1982**, *86*, 899-907.
- Grant, D. J.; Dixon, D. A.; Francisco, J. S.; Feller, D.; Peterson, K. A. Heats of formation of the $H_{1,2}O_mS_n$ ($m, n = 0-3$) molecules from electronic structure calculations. *J. Phys. Chem. A* **2009**, *113*, 11343-11353, doi:10.1021/jp905847e.
- Grant, D. J.; Garner, E. B.; Matus, M. H.; Nguyen, M. T.; Peterson, K. A.; Francisco, J. S.; Dixon, D. A. Thermodynamic properties of the XO_2 , X_2O , XYO , X_2O_2 , and XYO_2 ($X, Y = Cl, Br$ and I) isomers. *J. Phys. Chem. A* **2010**, *114*, 4254-4265, doi:10.1021/jp911320p.
- Gunturu, A.; Asatryan, R.; Bozzelli, J. W. Thermochemistry, bond energies and internal rotor barriers of methyl sulfinic acid, methyl sulfinic acid ester and their radicals. *J. Phys. Org. Chem.* **2011**, *24*, 366-377, doi:10.1002/poc.1766.
- Gurvich, L. V.; Bergman, G. A.; Borokhov, L. N.; Iorish, V. S.; Leonidov, V. Y.; Yungman, V. S. Thermodynamic properties of alkali metal hydroxides. Part I. Lithium and sodium hydroxides. *J. Phys. Chem. Ref. Data* **1996**, *25*, 1211-1276.
- Gurvich, L. V.; Bergman, G. A.; Borokhov, L. N.; Iorish, V. S.; Leonidov, V. Y.; Yungman, V. S. Thermodynamic properties of alkali metal hydroxides. Part II. Potassium, rubidium, and cesium hydroxides. *J. Phys. Chem. Ref. Data* **1997**, *26*, 1031-1110.
- Gurvich, L. V.; Veyts, I. V.; Alcock, C. B. *Thermodynamic Properties of Individual Substances*, Fourth ed.; Hemisphere Publishing Corp.: New York, 1991; Vol. 2.
- Guthrie, J. P. Thermodynamics of ester and orthoester formation from trifluoroacetic acid. *Can. J. Chem.* **1976**, *54*, 202-209.
- Harvey, J.; Tuckett, R. P.; Bodi, A. A halomethane thermochemical network from iPEPICO experiments and quantum chemical calculations. *J. Phys. Chem. A* **2012**, *116*, 9696-9705, doi:10.1021/jp307941k.
- Hassanzadeh, P.; Irikura, K. K. Nearly ab initio thermochemistry: The use of reactions schemes. Application to IO and HOI. *J. Phys. Chem. A* **1997**, *101*, 1580-1587.
- Hassouna, M.; Delbos, E.; Devolder, P.; Viskolcz, B.; Fittschen, C. Rate and equilibrium constant of the reaction of 1-methylvinoxy radicals with O_2 : $CH_3COCH_2 + O_2 \leftrightarrow CH_3COCH_2O_2$. *J. Phys. Chem. A* **2006**, *110*, 6667-6672, doi:10.1021/jp0558270.
- Henry, D. J.; Parkinson, C. J.; Mayer, P. M.; Radom, L. Bond dissociation energies and radical stabilization energies associated with substituted methyl radicals. *J. Phys. Chem. A* **2001**, *105*, 6750-6756, doi:10.1021/jp010442c.
- Hepler, L. G.; Olofsson, G. Mercury: Thermodynamic properties, chemical equilibria, and standard potentials *Chem. Rev.* **1975**, *75*, 585-602.
- Herzberg, G. *Molecular Spectra and Molecular Structure. Vol.1: Spectra of Diatomic Molecules*; Van Nostrand Reinhold, 1950.
- Hildenbrand, D. L.; Lau, K. H.; Chandra, D. Revised thermochemistry of gaseous ammonium nitrate, $NH_4NO_3(g)$. *J. Phys. Chem. A* **2010**, *114*, 11654-11655, doi:10.1021/jp105773q.
- Hocking, W. H. The other rotamer of formic acid, *cis*-HCOOH. *Z. Naturforsch.* **1976**, *31a*, 1113-1121.
- Holmes, J. L.; Lossing, F. P.; Terlouw, J. K. Heats of formation and homolytic bond dissociation energies in the keto-enol tautomers C_2H_4O , C_3H_6O . *J. Am. Chem. Soc.* **1986**, *108*, 1086-1087.
- Hoy, E. P.; Schwerdtfeger, C. A.; Mazziotti, D. A. Relative energies and geometries of the *cis*- and *trans*- HO_3 radicals from the parametric 2-electron density matrix method. *J. Phys. Chem. A* **2013**, *117*, 1817-1825, doi:10.1021/jp3105562.
- Huang, M.-J.; Watts, J. D. Theoretical characterization of the F_2O_3 molecule by coupled-cluster methods. *J. Phys. Chem. A* **2010**, *114*, 10197-10201, doi:10.1021/jp101106n.
- Huber, K. P.; Herzberg, G. *Constants of Diatomic Molecules*; National Institute of Standards and Technology, 1998.
- Hudgens, J. W.; Johnson, R. D.; Timonen, R. S.; Seetula, J. A.; Gutman, D. Kinetics of the reactions of $CCl_3 + Br_2$ and thermochemistry of CCl_3 radical and cation. *J. Phys. Chem.* **1991**, *95*, 4400-4405, doi:10.1021/j100164a043.
- Irikura, K. K. Thermochemistry of ammonium nitrate, NH_4NO_3 , in the gas phase. *J. Phys. Chem. A* **2010**, *114*, 11651-11653, doi:10.1021/jp105770d.

- Jacox, M. E. *Vibrational and Electronic Energy Levels of Polyatomic Transient Molecules*; National Institute of Standards and Technology, 1998.
- Janoschek, R.; Rossi, M. J. Thermochemical properties of free radicals from G3MP2B3 calculations. *Int. J. Chem. Kinet.* **2002**, *34*, 550-560, doi:10.1002/kin.20035.
- Janoschek, R.; Rossi, M. J. Thermochemical properties from G3MP2B3 calculations, set 2: Free radicals with special consideration of CH₂=CH-C•=CH₂, cyclo-C₅H₅, •CH₂OOH, HO•CO, and HC(O)O•. *Int. J. Chem. Kinet.* **2004**, *36*, 661-686, doi:10.1002/kin.20035.
- Jefferson, A.; Nicovich, J. M.; Wine, P. H. Temperature-dependent kinetics studies of the reactions Br(²P_{3/2}) + CH₃SCH₃ ⇌ CH₃SCH₂ + HBr. Heat of formation of the CH₃SCH₂ radical. *J. Phys. Chem.* **1994**, *98*, 7128-7135, doi:10.1021/j100080a006.
- Joens, J. A. The dissociation energy of OH(X ²P_{3/2}) and the enthalpy of formation of OH(X ²P_{3/2}), ClOH, and BrOH from thermochemical cycles. *J. Phys. Chem. A* **2001**, *105*, 11041-11044, doi:10.1021/jp011833u.
- Johnson, R. D.; Hudgens, J. W. Structural and thermochemical properties of hydroxymethyl (CH₂OH) radicals and cations derived from observations of B²A'(3p) ← X²A" electronic spectra and from ab initio calculations. *J. Phys. Chem.* **1996**, *100*, 19874-19890, doi:10.1021/jp961399+.
- Jung, D.; Chen, C. J.; Bozzelli, J. W. Structures, rotation barrier, and thermodynamic properties ΔH_f^o₂₉₈, S^o₂₉₈, and C_p(T) of chloromethyl hypochlorites CH₃OCl, CH₂ClOCl, and CCl₃OCl. *J. Phys. Chem. A* **2000**, *104*, 9581-9590, doi:10.1021/jp001469j.
- Kaiser, E. W.; Wallington, T. J. Kinetics of the reactions of chlorine atoms with C₂H₄ (k₁) and C₂H₂ (k₂): A determination of ΔH_{f,298}^o for C₂H₃. *J. Phys. Chem.* **1996**, *100*, 4111-4119, doi:10.1021/jp953178u.
- Kaltsayannis, N.; Plane, J. M. C. Quantum chemical calculations on a selection of iodine-containing species (IO, OIO, INO₃, (IO)₂, I₂O₃, I₂O₄ and I₂O₅) of importance in the atmosphere. *Phys. Chem. Chem. Phys.* **2008**, *10*, 1723-1733, doi:10.1039/b715687c.
- Karton, A.; Parthiban, S.; Martin, J. M. L. Post-CCSD(T) ab initio thermochemistry of halogen oxides and related hydrides XO_x, XOO_x, HO_x, XO_n, and HXO_n (X = F, Cl), and evaluation of DFT methods for these systems. *J. Phys. Chem. A* **2009**, *113*, 4802-4816, doi:10.1021/jp8087435.
- Kerr, J. A.; Timlin, D. M. A kinetic study of the thermal elimination of hydrogen fluoride from 1,2-dichloroethane. Determination of the bond dissociation energies D(CH₂F—CH₂F) and D(CH₂F—H). *Int. J. Chem. Kinet.* **1971**, *3*, 427-441.
- Kim, H.; Dooley, J. S.; Johnson, E. R.; North, S. W. Photodissociation of the BrO radical using velocity map ion imaging: Excited state dynamics and accurate D₀^o(BrO) evaluation. *J. Chem. Phys.* **2006**, *124*, 134304, doi:10.1063/1.2173265.
- Kim, J.; Ihee, H.; Lee, Y. S. Spin-orbit density functional and *ab initio* study of HgX_n (X = F, Cl, Br, and I; n = 1, 2, and 4). *J. Chem. Phys.* **2010**, *133*, 144309, doi:10.1063/1.3497189.
- King, K. D.; Golden, D. M.; Benson, S. W. Kinetics of the gas-phase thermal bromination of acetone. Heat of formation and stabilization energy of the acetyl radical. *J. Am. Chem. Soc.* **1970**, *92*, 5541-5546.
- Kiselev, V. G.; Gritsan, N. P. Theoretical study of the nitroalkane thermolysis. 1. Computation of the formation enthalpy of the nitroalkanes, their isomers and radical products. *J. Phys. Chem. A* **2008**, *112*, 4458-4464, doi:10.1021/jp077391p.
- Klemm, R. B.; Thorn, R. P.; Stief, L. J.; Buckley, T. J.; Johnson, R. D. Heat of formation of OBrO: Experimental photoionization study. *J. Phys. Chem. A* **2001**, *105*, 1638-1642, doi:10.1021/jp002397z.
- Knyazev, V. D.; Bencsura, A.; Slagle, I. R. Unimolecular decomposition of the FCO radical. *J. Phys. Chem. A* **1997**, *101*, 849-852.
- Knyazev, V. D.; Bencsura, A.; Slagle, I. R. Kinetics and thermochemistry of the reactions of CH₃CCl₂ and (CH₃)₂CCl radicals with molecular oxygen. *J. Phys. Chem. A* **1998**, *102*, 1760-1769.
- Knyazev, V. D.; Slagle, I. R. Thermochemistry of the R-O₂ bond in alkyl and chloroalkyl peroxy radicals. *J. Phys. Chem. A* **1998**, *102*, 1770-1778.
- Kolesov, V. P.; Papina, T. S. Thermochemistry of haloethanes. *Russ. Chem. Rev.* **1983**, *52*, 425-439.
- Kormos, B. L.; Liebman, J. F.; Cramer, C. J. 298 K enthalpies of formation of monofluorinated alkanes: theoretical predictions for methyl, ethyl, isopropyl, and tert-butyl fluoride. *J. Phys. Org. Chem.* **2004**, *17*, 656-664, doi:10.1002/poc.801.
- Kosmas, A. M.; Mpellos, C.; Salta, Z.; Drougas, E. Structural and heat of formation studies of halogenated methyl hydro-peroxides. *Chem. Phys.* **2010**, *371*, 36-42, doi:10.1016/j.chemphys.2010.03.026.

- Kraka, E.; Konkoli, Z.; Cremer, D.; Fowler, J.; Schaefer, H. F. Difluorodioxirane: An unusual cyclic peroxide. *J. Am. Chem. Soc.* **1996**, *118*, 10595-10608, doi:10.1021/ja961983w.
- Kudchadker, S. A.; Kudchadker, A. P. Ideal gas thermodynamic properties of the eight bromo- and iodomethanes. *J. Phys. Chem. Ref. Data* **1975**, *4*, 457-470.
- Kudchadker, S. A.; Kudchadker, A. P. Erratum: Ideal gas thermodynamic properties of eight bromo- and iodomethanes. *J. Phys. Chem. Ref. Data* **1976**, *5*, 529-530.
- Kudchadker, S. A.; Kudchadker, A. P. Ideal gas thermodynamic properties of $\text{CH}_{4-(a+b+c+d)}\text{F}_a\text{Cl}_b\text{Br}_c\text{I}_d$ halomethanes. *J. Phys. Chem. Ref. Data* **1978**, *7*, 1285-1307.
- Kudchadker, S. A.; Kudchadker, A. P. Ideal gas thermodynamic properties of selected bromoethanes and iodoethane. *J. Phys. Chem. Ref. Data* **1979**, *8*, 519-526, doi:10.1063/1.555601.
- Lacher, J. R.; Skinner, H. A. Bond energy additivity and bond interactions in fluoro-halogenated hydrocarbons. *J. Chem. Soc. A* **1968**, 1034-1038.
- Lafleur, R. D.; Szatary, B.; Baer, T. A photoelectron-photoion coincidence study of the ICH_2CN ion dissociation: Thermochemistry of CH_2CN , $^+\text{CH}_2\text{CN}$, and ICH_2CN . *J. Phys. Chem. A* **2000**, *104*, 1450-1455, doi:10.1021/jp993569z.
- Lago, A. F.; Baer, T. A photoelectron photoion coincidence study of the vinyl bromide and tribromoethane ion dissociation dynamics: Heats of formation of C_2H_3^+ , $\text{C}_2\text{H}_3\text{Br}$, $\text{C}_2\text{H}_3\text{Br}^+$, $\text{C}_2\text{H}_3\text{Br}_2^+$, and $\text{C}_2\text{H}_3\text{Br}_3$. *J. Phys. Chem. A* **2006**, *110*, 3036-3041, doi:10.1021/jp053943x.
- Lago, A. F.; Kercher, J. P.; Bödi, A.; Sztáray, B.; Miller, B.; Wurzelmann, D.; Baer, T. Dissociative photoionization and thermochemistry of dihalomethane compounds studied by threshold photoelectron photoion coincidence spectroscopy. *J. Phys. Chem. A* **2005**, *109*, 1802-1809, doi:10.1021/jp045337s.
- Lamoreaux, R. H.; Hildenbrand, D. L. High temperature vaporization behavior of oxides. 1. Alkali metal binary oxides. *J. Phys. Chem. Ref. Data* **1984**, *13*, 151-173.
- Lay, T. H.; Bozzelli, J. W. Enthalpies of formation and group additivity of alkyl peroxides and trioxides. *J. Phys. Chem. A* **1997**, *101*, 9505-9510.
- Lay, T. H.; Krasnoperov, L. N.; Venanzi, C. A.; Bozzelli, J. W.; Shokhirev, N. V. Ab initio study of α -chlorinated ethyl hydroperoxides $\text{CH}_3\text{CH}_2\text{OOH}$, CH_3ClOOH , and $\text{CH}_3\text{CCl}_2\text{OOH}$: Conformational analysis, internal rotation barriers, vibrational frequencies, and thermodynamic properties. *J. Phys. Chem.* **1996**, *100*, 8240-8249.
- Lee, E. P. F.; Wright, T. G. Thermochemistry of HgCH_3 and HgCH_3^+ and the ionization energy of HgCH_3 . *Chem. Phys. Lett.* **2003**, *376*, 418-423, doi:10.1016/S0009-2614(03)01022-4.
- Lee, S. Y. Computational study of enthalpies of formation of OXO (X = Cl, Br, and I) and their anions. *J. Phys. Chem. A* **2004**, *108*, 10754-10761, doi:10.1021/jp0467550.
- Lee, T. J. Ab initio characterization of ClNO_2 , *cis*- ClONO , and *trans*- ClONO . *J. Phys. Chem.* **1994**, *98*, 111-115, doi:10.1021/j100052a019.
- Lee, T. J. Ab initio characterization of triatomic bromine molecules of potential interest in stratospheric chemistry. *J. Phys. Chem.* **1995**, *99*, 15074-15080.
- Lee, T. J. Ab initio characterization of HBrO_2 isomers: implications for stratospheric bromine chemistry. *Chem. Phys. Lett.* **1996**, *262*, 559-566.
- Lee, T. J. Characterization of BrNO_2 , *cis*- BrONO , and *trans*- BrONO . Implications for atmospheric chemistry. *J. Phys. Chem.* **1996**, *100*, 19847-19852.
- Lee, T. J.; Rendell, A. P. Ab initio characterization of ClOOH : Implications for atmospheric chemistry. *J. Phys. Chem.* **1993**, *97*, 6999-7002, doi:10.1021/j100129a014.
- Lesar, A.; Prebil, S.; Hodošček, M. Ab initio characterization of ClNO_3 isomers. *J. Phys. Chem. A* **2003**, *107*, 9168-9174, doi:10.1021/jp030192v.
- Li, J.; Yang, J.; Mo, Y. X.; Lau, K. C.; Qian, X. M.; Song, Y.; Liu, J. B.; Ng, C. Y. Combined vacuum ultraviolet laser and synchrotron pulsed field ionization study of CH_2BrCl . *J. Chem. Phys.* **2007**, *126*, 184304, doi:10.1063/1.2730829.
- Li, W. K.; Ng, C. Y. Gaussian-2 ab initio study of isomeric Cl_2O_2 and Cl_2O_2^+ and their dissociation reactions. *J. Phys. Chem. A* **1997**, *101*, 113-115.
- Lightfoot, P. D.; Cox, R. A.; Crowley, J. N.; Destriau, M.; Hayman, G. D.; Jenkin, M. E.; Moortgat, G. K.; Zabel, F. Organic peroxy radicals: Kinetics, spectroscopy, and tropospheric chemistry. *Atmos. Environ.* **1992**, *26A*, 1805-1961.
- Lim, K. P.; Michael, J. V. Thermal decomposition of COCl_2 . *J. Phys. Chem.* **1994**, *98*, 211-215, doi:10.1021/j100052a035.

- Litorja, M.; Ruscic, B. A photoionization study of the hydroperoxyl radical, HO₂, and hydrogen peroxide, H₂O₂. *J. Electron.Spec. Rel. Phenom.* **1998**, *97*, 131-146.
- Lodders, K. Revised and updated thermochemical properties of the gases mercapto (HS), disulfur monoxide (S₂O), thiazyl (NS), and thioxophosphino (PS). *J. Phys. Chem. Ref. Data* **2004**, *33*, 357-367, doi:10.1063/1.1611178.
- Louis, F.; Černušák, I.; Canneaux, S.; Mečiarová, K. Atmospheric reactivity of CH₃I and CH₂I₂ with OH radicals: A comparative study of the H- versus I-abstraction. *Comp. Theor. Chem.* **2011**, *965*, 275-284, doi:10.1016/j.theochem.2010.09.022.
- Luo, Y. R.; Benson, S. W. Heats of formation of alkyl fluorides. *J. Phys. Chem. A* **1997**, *101*, 3042-3044.
- Lyman, J. Thermodynamic properties of dioxygen difluoride (O₂F₂) and dioxygen fluoride (O₂F). *J. Phys. Chem. Ref. Data* **1989**, *18*, 799-807, doi:10.1063/1.555830.
- Manion, J. A. Evaluated enthalpies of formation of the stable closed shell C1 and C2 chlorinated hydrocarbons. *J. Phys. Chem. Ref. Data* **2002**, *31*, 123-172.
- Marshall, P. Computational studies of the thermochemistry of the atmospheric iodine reservoirs HOI and IONO₂. *Advances in Quantum Chemistry* **2008**, 159-175.
- Marshall, P.; Srinivas, G. N.; Schwartz, M. A computational study of the thermochemistry of bromine- and iodine-containing methanes and methyl radicals. *J. Phys. Chem. A* **2005**, *109*, 6371-6379, doi:10.1021/jp0518052.
- Martin, J. M. L.; François, J. P.; Gijbels, R. First principles computation of thermochemical properties beyond the harmonic approximation. II. Application to the amino radical NH₂. *J. Chem. Phys.* **1992**, *97*, 3530, doi:10.1063/1.462987.
- Matus, M. H.; Arduengo, A. J.; Dixon, D. A. The heats of formation of diazene, hydrazine, N₂H₃⁺, N₂H₅⁺, N₂H, and N₂H₃ and the methyl derivatives CH₃NNH, CH₃NNCH₃, and CH₃HNNHCH₃. *J. Phys. Chem. A* **2006**, *110*, 10116-10121, doi:10.1021/jp064086f.
- Matus, M. H.; Nguyen, M. T.; Dixon, D. A. Theoretical prediction of the heats of formation of C₂H₅O radicals derived from ethanol and of the kinetics of β-C-C scission in the ethoxy radical. *J. Phys. Chem. A* **2007**, *111*, 113-126, doi:10.1021/jp064086f.
- Matus, M. H.; Nguyen, M. T.; Dixon, D. A.; Christie, K. O. Thermochemical properties of CHFO and CF₂O. *J. Phys. Chem. A* **2008**, *112*, 4973-4981, doi:10.1021/jp800103y.
- Matus, M. H.; Nguyen, M. T.; Dixon, D. A.; Peterson, K. A.; Francisco, J. S. ClClO₂ is the most stable isomer of Cl₂O₂. Accurate coupled cluster energetics and electronic spectra of Cl₂O₂ isomers. *J. Phys. Chem. A* **2008**, *112*, 9623-9627, doi:10.1021/jp806220r.
- Mayer-Figge, A.; Zabel, F.; Becker, K. H. Thermal decomposition of CF₃O₂NO₂. *J. Phys. Chem.* **1996**, *100*, 6587-6593.
- McGrath, M. P.; Rowland, F. S. Determination of the barriers to internal rotation in ONOOX (X = H, Cl) and characterization of the minimum energy conformers. *J. Phys. Chem.* **1994**, *98*, 1061-1067, doi:10.1021/j100055a004.
- McGrath, M. P.; Rowland, F. S. Ideal gas thermodynamic properties of HOBr. *J. Phys. Chem.* **1994**, *98*, 4773-4775.
- McMillen, D. F.; Golden, D. M. Hydrocarbon bond dissociation energies. *Ann. Rev. Phys. Chem.* **1982**, *33*, 493-532.
- Miller, C. E.; Lynton, J. I.; Keevil, D. M.; Francisco, J. S. Dissociation pathways of peroxyacetyl nitrate (PAN). *J. Phys. Chem. A* **1999**, *103*, 11451-11459.
- Millward, G. E.; Hartig, R.; Tschuikow-Roux, E. Kinetics of the shock wave thermolysis of 1,1,2,2-tetrafluoroethane. *J. Phys. Chem.* **1971**, *75*, 3195-3201, doi:10.1021/j100690a001.
- Mishra, B. K.; Chakrabarty, A. K.; Deka, R. C. Theoretical investigation of the gas-phase reactions of CF₂ClC(O)OCH₃ with the hydroxyl radical and the chlorine atom at 298 K. *J. Mol. Model* **2013**, *19*, 3263-3270, doi:10.1007/s00894-013-1865-1.
- Misra, A.; Marshall, P. Computational studies of the isomers of ClIO and ClIO₂. *J. Chem. Soc. Faraday Trans.* **1997**, *93*, 3301-3304.
- Misra, A.; Marshall, P. Computational investigation of iodine oxides. *J. Phys. Chem. A* **1998**, *102*, 9056-9060.
- Miyokawa, K.; Ozaki, S.; Yano, T. Kinetics of the photobromination of fluoroethane. Estimate of the C-H bond dissociation energies and the heats of formation of the CH₃CHF and CH₂CH₂F radicals. *Bull. Chem. Soc. Jpn.* **1996**, *69*, 869-873.

- Miyokawa, K.; Tschuikow-Roux, E. Kinetics of α - and β - hydrogen abstraction from C_2H_5Cl by Br atoms. Estimate of C-H bond dissociation energies and heats of formation of CH_3CHCl and CH_2CH_2Cl radicals. *J. Phys. Chem.* **1990**, *94*, 715-717, doi:10.1021/j100365a037.
- Miyokawa, K.; Tschuikow-Roux, E. Reaction of atomic bromine with difluorochloromethane, The heat of formation of the $CClF_2$ radical and the $D^0(CClF_2-H)$ bond dissociation energy. *J. Phys. Chem.* **1992**, *96*, 7328-7331, doi:10.1021/j100197a034.
- Miyokawa, K.; Tschuikow-Roux, E. Kinetics of photobromination of dichloro- and dibromoethane. Estimate of the C-H bond dissociation energies and the heats of formation of the CH_3CCl_2 and CH_3CHBr_2 radicals. *Bull. Chem. Soc. Jpn.* **1999**, *72*, 1-5.
- Moore, C. E. *Atomic Energy Levels*; NSRDS: Washington. DC, 1971; Vol. 1.
- Murray, C.; Derro, E. L.; Sechler, T. D.; Lester, M. I. Stability of the hydrogen trioxide radical via infrared action spectroscopy. *J. Phys. Chem. A* **2007**, *111*, 4727-4730, doi:10.1021/jp071473w.
- Murrells, T. P.; Lovejoy, E. R.; Ravishankara, A. R. Oxidation of CS_2 by reaction with OH. 1. Equilibrium constant for the reaction $OH + CS_2 \rightleftharpoons CS_2OH$ and the kinetics of the $CS_2OH + O_2$ reaction. *J. Phys. Chem.* **1990**, *94*, 2381-2386.
- Nagy, B.; Csontos, J.; Kállay, M.; Tasi, G. High-accuracy theoretical study on the thermochemistry of several formaldehyde derivatives. *J. Phys. Chem. A* **2010**, *114*, 13213-13221, doi:10.1021/jp1085203.
- Nagy, B.; Csontos, J.; Szakács, P.; Kállay, M. High-accuracy theoretical thermochemistry of fluoroethanes. *J. Phys. Chem. A* **2014**, *118*, 4824-4836, doi:10.1021/jp503492a.
- Nagy, B.; Szakács, P.; Csontos, J.; Rolik, Z.; Tasi, G.; Kallay, M. High-accuracy theoretical thermochemistry of atmospherically important sulfur-containing molecules. *J. Phys. Chem. A* **2011**, *115*, 7823-7833, doi:10.1021/jp203406d.
- Nguyen, M. T.; Matus, M. H.; Lester, W. A., Jr.; Dixon, D. A. Heats of formation of triplet ethylene, ethylidene, and acetylene. *J. Phys. Chem. A* **2008**, *112*, 2082-2087, doi:10.1021/jp074769a.
- Nguyen, M. T.; Nguyen, T. L.; Ngan, V. T.; Nguyen, H. M. T. Heats of formation of the Criegee formaldehyde oxide and dioxirane. *Chem. Phys. Lett.* **2007**, *448*, 183-188, doi:10.1016/j.cplett.2007.10.033.
- Nickolaisen, S. L.; Friedl, R. R.; Sander, S. P. Kinetics and mechanism of the $ClO + ClO$ reaction: Pressure and temperature dependences of the bimolecular and termolecular channels and thermal decomposition of chlorine peroxide, $ClOOCl$. *J. Phys. Chem.* **1994**, *98*, 155-169, doi:10.1021/j100052a027.
- Nicovich, J. M.; Kreutter, K. D.; van Dijk, C. A.; Wine, P. H. Temperature dependent kinetics studies of the reactions $Br(^2P_{3/2}) + H_2S \leftrightarrow SH + HBr$ and $Br(^2P_{3/2}) + CH_3SH \leftrightarrow CH_3S + HBr$. Heats of formation of SH and CH_3S radicals. *J. Phys. Chem.* **1992**, *96*, 2518-2528.
- Nicovich, J. M.; Kreutter, K. D.; Wine, P. H. Kinetics and thermochemistry of $ClCO$ formation from the $Cl + CO$ association reaction. *J. Chem. Phys.* **1990**, *92*, 3539-3544.
- Nicovich, J. M.; Wang, L.; McKee, M. L.; Wine, P. H. Kinetics and thermochemistry of the $Cl(^2P_1) + C_2Cl_4$ association reaction. *J. Phys. Chem.* **1996**, *100*, 680-688, doi:10.1021/jp952396k.
- Okabe, H. Photodissociation of HNC O in the vacuum ultraviolet; Production of NCO $A^2\Sigma$ and NH($A^3\Pi$, πC^1). *J. Chem. Phys.* **1970**, *53*, 3507-3515.
- Okabe, H. Photodissociation of acetylene and bromoacetylene in the vacuum ultraviolet: Production of electronically excited C_2H and C_2 . *J. Chem. Phys.* **1975**, *62*, 2782-2787, doi:10.1063/1.430813.
- Olleta, A. C.; Lane, S. I. Ab initio studies of the gas-phase thermodynamic properties and bond dissociation energies for haloethanes and halomethyl radicals. *Phys. Chem. Chem. Phys.* **2001**, *3*, 811-818, doi:10.1039/b005375i.
- Oren, M.; Iron, M. A.; Burcat, A.; Martin, J. M. L. Thermodynamic properties of C_1 and C_2 bromo compounds and radicals: A relativistic ab initio study. *J. Phys. Chem. A* **2004**, *108*, 7752-7761, doi:10.1021/jp0475786.
- Orlando, J. J.; Tyndall, G. S. Rate coefficients for the thermal decomposition of $BrONO_2$ and the heat of formation of $BrONO_2$. *J. Phys. Chem.* **1996**, *100*, 19398-19405.
- Paci, M. A. B.; Argüello, G. A.; García, P.; Willner, H. Thermal decomposition of the perfluorinated peroxides $CF_3OC(O)OOC(O)F$ and $CF_3OC(O)OOCF_3$. *J. Phys. Chem. A* **2005**, *109*, 7481-7488, doi:10.1021/jp0528818.
- Pacios, L. F.; Gómez, P. C. Ab initio study of bromine dioxides $OBrO$ and $BrOO$. *J. Phys. Chem. A* **1997**, *101*, 1767-1773.

- Paddison, S. J.; Chen, Y. H.; Tschuikow-Roux, E. An *ab initio* study of the structures, barriers for internal rotation, vibrational frequencies, and thermodynamic functions of the hydrochlorofluorocarbon $\text{CH}_3\text{CF}_2\text{Cl}$ and the corresponding radical $\text{CH}_2\text{CF}_2\text{Cl}$. *Can. J. Chem.* **1994**, *72*, 561-567.
- Papayannakos, N.; Kosmas, A. M. The conformational potential energy surface of IOONO and the isomerization and decomposition processes. *Chem. Phys.* **2005**, *315*, 251-258, doi:10.1016/j.chemphys.2005.04.014.
- Papina, T. S.; Kolesov, V. P. Standard enthalpy of formation of trichloroethylene. *Russ. J. Phys. Chem.* **1985**, *59*, 1289-1292.
- Papina, T. S.; Kolesov, V. P.; Golovanova, Y. G. The standard enthalpy of formation of bromoform. *Russ. J. Phys. Chem.* **1982**, *56*, 1666-1668.
- Parthiban, S.; Lee, T. J. Ab initio investigation of the atmospheric molecule bromine nitrate: Equilibrium structure, vibrational spectrum, and heat of formation. *J. Chem. Phys.* **1998**, *109*, 525-530.
- Parthiban, S.; Lee, T. J. Theoretical study of XONO_2 (X=Br, OBr, O_2Br): Implications for stratospheric bromine chemistry. *J. Chem. Phys.* **2000**, *113*, 145-152.
- Pedley, J. B. *Thermochemical Data and Structures of Organic Compounds*; Thermodynamics Data Center: College Station, TX, 1994.
- Pedley, J. B.; Marshall, E. M. Thermochemical data for gaseous monoxides. *J. Phys. Chem. Ref. Data* **1983**, *12*, 967-1032.
- Peebles, L. R.; Marshall, P. A coupled-cluster study of the enthalpy of formation of nitrogen sulfide, NS. *Chem. Phys. Lett.* **2002**, *366*, 520-524.
- Peterson, K. A.; Shepler, B. C.; Figgen, D.; Stoll, H. On the spectroscopic and thermochemical properties of ClO, BrO, IO, and their anions. *J. Phys. Chem. A* **2006**, *110*, 13877-13883, doi:10.1021/jp0658871.
- Peterson, K. A.; Shepler, B. C.; Singleton, J. M. The group 12 metal chalcogenides: an accurate multireference configuration interaction and coupled cluster study. *Mol. Phys.* **2007**, *105*, 1139-1155, doi:10.1080/00268970701241664.
- Pickard, J. M.; Rodgers, A. S. The kinetics and thermochemistry of the reaction of 1,1-difluoroethane with iodine. The $\text{CF}_2\text{-H}$ bond dissociation energy in 1,1-difluoroethane and the heat of formation of 1,1-difluoroethyl. *J. Am. Chem. Soc.* **1977**, *99*, 691-694, doi:10.1021/ja00445a005.
- Pickard, J. M.; Rodgers, A. S. Kinetics of the gas-phase reaction $\text{CH}_3\text{F} + \text{I}_2 \rightleftharpoons \text{CH}_2\text{FI} + \text{HI}$: The C-H bond dissociation energy in methyl and methylene fluorides. *Int. J. Chem. Kinet.* **1983**, *15*, 569-577.
- Pittam, D. A.; Pilcher, G. Measurements of heats of combustion by flame calorimetry. Part 8. Methane, ethane, propane, n-butane and 2-methylpropane. *J. Chem. Soc. Faraday Trans. 1* **1972**, *68*, 2224-2229.
- Plenge, J.; Kühl, S.; Vogel, B.; Müller, R.; Stroh, F.; von Hobe, M.; Flesch, R.; Rühl, E. Bond strength of chlorine peroxide. *J. Phys. Chem. A* **2005**, *109*, 6730-6734, doi:10.1021/jp044142h.
- Poutsma, J. C.; Paulino, J. A.; Squires, R. R. Absolute heats of formation of CHCl, CHF, and CCIF. A gas-phase experimental and G2 theoretical study. *J. Phys. Chem. A* **1997**, *101*, 5327-5336.
- Ramachandran, R.; Vegesna, N. S.; Peterson, K. A. Effects of electron correlation and scalar relativistic corrections on the thermochemical and spectroscopic properties of HOF. *J. Phys. Chem. A* **2003**, *107*, 7938-7944, doi:10.1021/jp035266h.
- Ramond, T. M.; Blanksby, S. J.; Kato, S.; Bierbaum, V. M.; Davico, G. E.; Schwartz, R. L.; Lineberger, W. C.; Ellison, G. B. Heat of formation of the hydroperoxyl radical HOO via negative ion studies. *J. Phys. Chem. A* **2002**, *106*, 9641-9647, doi:10.1021/jp014614h.
- Regimbal, J. M.; Mozurkewich, M. Peroxynitric acid decay mechanisms and kinetics at low pH. *J. Phys. Chem. A* **1997**, *101*, 8822-8820.
- Reints, W.; Pratt, D. A.; Korth, H. G.; Mulder, P. O-O bond dissociation enthalpy in di(trifluoromethyl) peroxide (CF_3OOCF_3) as determined by very low pressure pyrolysis. Density functional computations on O-O and O-H bonds in (fluorinated) derivatives. *J. Phys. Chem. A* **2000**, *104*, 10713-10720, doi:10.1021/jp994434w.
- Resende, S. M.; Ornellas, F. R. Thermochemistry of atmospheric sulfur compounds. *Chem. Phys. Lett.* **2003**, *367*, 489-494.
- Rissanen, M. P.; Amedro, D.; Eskola, A. J.; Kurten, T.; Timonen, R. S. Kinetic ($T = 201\text{--}298\text{ K}$) and equilibrium ($T = 320\text{--}420\text{ K}$) measurements of the $\text{C}_3\text{H}_5 + \text{O}_2 \rightleftharpoons \text{C}_3\text{H}_5\text{O}_2$ reaction. *J. Phys. Chem. A* **2012**, *116*, 3969-3978, doi:10.1021/jp209977h.

- Rodgers, A. S.; Chao, J.; Wilhoit, R. C.; Zwolinski, B. J. Ideal gas thermodynamic properties of eight chloro- and fluoromethanes. *J. Phys. Chem. Ref. Data* **1974**, *3*, 117-140.
- Rodgers, A. S.; Jerus, P. Kinetics of the bromine catalyzed elimination of HCl from 1,1,1-trichloroethane. *Int. J. Chem. Kinet.* **1988**, *20*, 565-575.
- Rodriguez, C. F.; Williams, I. H. Ring strain energy and enthalpy of formation of oxiranone: an ab initio theoretical determination. *J. Chem. Soc.-Perkin Trans. 2* **1997**, 953-957.
- Ruscic, B. Active thermochemical tables: Water and water dimer. *J. Phys. Chem. A* **2013**, *117*, 11940-11953, doi:10.1021/jp403197t.
- Ruscic, B.; Berkowitz, J. Photoionization mass spectrometry of CH₂S and HCS. *J. Chem. Phys.* **1993**, *98*, 2568-2579.
- Ruscic, B.; Boggs, J. E.; Burcat, A.; Csaszar, A. G.; Demaison, J.; Janoschek, R.; Martin, J. M. L.; Morton, M. L.; Rossi, M. J.; Stanton, J. F.; Szalay, P. G.; Westmoreland, P. R.; Zabel, F.; Berces, T. IUPAC critical evaluation of thermochemical properties of selected radicals. Part I. *J. Phys. Chem. Ref. Data* **2005**, *34*, 573-656, doi:10.1063/1.1724828.
- Ruscic, B.; Feller, D.; Peterson, K. Active Thermochemical Tables: dissociation energies of several homonuclear first-row diatomics and related thermochemical values. *Theor. Chem. Acc.* **2014**, *133*, 1415, doi:10.1007/s00214-013-1415-z.
- Ruscic, B.; Litorja, M. Photoionization of HOCO revisited: a new upper limit to the adiabatic ionization energy and lower limit to the enthalpy of formation. *Chem. Phys. Lett.* **2000**, *316*, 45-50.
- Ruscic, B.; Litorja, M.; Asher, R. L. Ionization energy of methylene revisited: Improved values for the enthalpy of formation of CH₂ and the bond dissociation energy of CH₃ via simultaneous solution of the local thermochemical network. *J. Phys. Chem. A* **1999**, *103*, 8625-8633.
- Ruscic, B.; Michael, J. V.; Redfern, P. C.; Curtiss, L. A.; Raghavachari, K. Simultaneous adjustment of experimentally based enthalpies of formation of CF₃X, X = nil, H, Cl, Br, I, CF₃, CN, and a probe of G3 theory. *J. Phys. Chem. A* **1998**, *102*, 10889-10899.
- Ruscic, B.; Pinzon, R. E.; Morton, M. L.; Srinivasan, N. K.; Su, M.-C.; Sutherland, J. W.; Michael, J. V. Active thermochemical tables: Accurate enthalpy of formation of hydroperoxyl radical, HO₂. *J. Phys. Chem. A* **2006**, *110*, 6592-6601, doi:10.1021/jp056311j.
- Ruscic, B.; Pinzon, R. E.; Morton, M. L.; von Laszewski, G.; Bittner, S. J.; Nijssure, S. G.; Amin, K. A.; Minkoff, M.; Wagner, A. F. Introduction to active thermochemical tables: Several "key" enthalpies of formation revisited. *J. Phys. Chem. A* **2004**, *108*, 9979-9997, doi:10.1021/jp047912y.
- Ruttink, P. J. A.; Burgers, P. C.; Trikoupis, M. A.; Terlouw, J. K. The heat of formation of sulfine, CH₂=S=O, revisited: a CBS-QB3 study. *Chem. Phys. Lett.* **2001**, *342*, 447-451.
- Saraf, S. R.; Rogers, W. J.; Mannan, M. S.; Hall, M. B.; Thomson, L. M. Theoretical thermochemistry: Ab initio heat of formation for hydroxylamine. *J. Phys. Chem. A* **2003**, *107*, 1077-1081, doi:10.1021/jp026027h.
- Schneider, W. F.; Nance, B. I.; Wallington, T. J. Bond strengths in halogenated methanes: Evidence for negative hyperconjugation. *J. Am. Chem. Soc.* **1995**, *117*, 478-485, doi:10.1021/ja00106a055.
- Schneider, W. F.; Wallington, T. J. Thermochemistry of COF₂ and related compounds. *J. Phys. Chem.* **1994**, *98*, 7448-7451, doi:10.1021/j100082a009.
- Schwartz, M.; Marshall, P. An ab initio investigation of halocarbenes. *J. Phys. Chem. A* **1999**, *103*, 7900-7906.
- Schwartz, M.; Peebles, L. R.; Berry, R. J.; Marshall, P. A computational study of chlorofluoro-methyl radicals *J. Chem. Phys.* **2003**, *118*, 557-564, doi:10.1063/1.1524157.
- Sebbar, N.; Bozzelli, J. W.; Bockhorn, H. Thermochemical properties, rotation barriers, bond energies, and group additivity for vinyl, phenyl, ethynyl, and allyl peroxides *J. Phys. Chem. A* **2004**, *2004*, 8353-8366, doi:10.1021/jp031067m.
- Sebbar, N.; Bozzelli, J. W.; Bockhorn, H. Enthalpy of formation and bond energies on unsaturated oxygenated hydrocarbons using G3MP2B3 calculation methods. *Int. J. Chem. Kinet.* **2005**, *37*, 633-648, doi:10.1002/kin.20086.
- Seetula, J. A. Kinetics and thermochemistry of the R + HBr ⇌ RH + Br (R = CH₂Cl, CHCl₂, CH₃CHCl or CH₃CCl₂) equilibrium. *J. Chem. Soc. Faraday Trans.* **1996**, *92*, 3069-3078.
- Seetula, J. A. Kinetics and thermochemistry of the R + HBr ⇌ RH + Br (R = C₂H₅ or β-C₂H₄Cl) equilibrium. *J. Chem. Soc. Faraday Trans.* **1998**, *94*, 891-898.

- Seetula, J. A. Kinetics and thermochemistry of the $C_3H_5 + HBr \rightleftharpoons C_3H_6 + Br$ equilibrium. *Phys. Chem. Chem. Phys.* **1999**, *1*, 4727-4731.
- Seetula, J. A. *Ab initio* study of the transition states for determining the enthalpies of formation of alkyl and halogenated alkyl free radicals. *Phys. Chem. Chem. Phys.* **2000**, *2*, 3807-3812, doi:10.1039/b001350l.
- Seetula, J. A. Kinetics of the $R + HBr \rightarrow RH + Br$ ($R = CH_2I$ or CH_3) reaction. An *ab initio* study of the enthalpy of formation of the CH_2I , CHI_2 and CI_3 radicals. *Phys. Chem. Chem. Phys.* **2002**, *4*, 455-460, doi:10.1039/b107407p.
- Seetula, J. A. Kinetics of the $R + HBr \rightleftharpoons RH + Br$ ($R = CH_2Br$, $CHBrCl$ or CCl_3) equilibrium. Thermochemistry of the CH_2Br and $CHBrCl$ radicals. *Phys. Chem. Chem. Phys.* **2003**, *5*, 849-855, doi:10.1039/b210787m.
- Seetula, J. A.; Slagel, I. R. Kinetics and thermochemistry of the $R + HBr \rightleftharpoons RH + Br$ ($R = n-C_3H_7$, $iso-C_3H_7$, $iso-C_4H_9$, $sec-C_4H_9$, or $tert-C_4H_9$) equilibrium. *J. Chem. Soc. Faraday Trans.* **1997**, *93*, 1709-1719.
- Shapley, W. A.; Bacskay, G. B. *Ab initio* quantum chemical studies of the formaldiminoxyl (CH_2NO) radical: 1. Isomerization reactions. *J. Phys. Chem. A* **1999**, *103*, 4505-4513.
- Shenyavskaya, E. A.; Yungman, V. S. NIST-JANAF thermochemical tables. III. Diatomic hydrogen halide gases. *J. Phys. Chem. Ref. Data* **2004**, *33*, 923-957, doi:10.1063/1.1638781.
- Shepler, B. C.; Balabanov, N. B.; Peterson, K. A. *Ab initio* thermochemistry involving heavy atoms: An investigation of the reactions $Hg + IX$ ($X = I, Br, Cl, O$). *J. Phys. Chem. A* **2005**, *109*, 10363-10372, doi:10.1021/jp0541617.
- Shepler, B. C.; Peterson, K. A. Mercury monoxide: A systematic investigation of its ground electronic state. *J. Phys. Chem. A* **2003**, *107*, 1783-1787, doi:10.1021/jp027512f.
- Sicre, J. E.; Cobos, C. J. Thermochemistry of the higher chlorine oxides ClO_x ($x = 3, 4$) and Cl_2O_x ($x = 3 - 7$). *J. Mol. Struct. (Theochem)* **2003**, *620*, 215-226.
- Simmie, J. M.; Black, G.; Curran, H. J.; Hinde, J. P. Enthalpies of formation and bond dissociation energies of lower alkyl hydroperoxides and related hydroperoxy and alkoxy radicals. *J. Phys. Chem. A* **2008**, *112*, 5010-5016, doi:10.1021/jp711360z.
- Simmie, J. M.; Metcalfe, W. K.; Curran, H. J. Ketene thermochemistry. *ChemPhysChem* **2005**, *9*, 700-702, doi:10.1002/cphc.200800003.
- Skinner, H. A. The strengths of metal-to-carbon bonds. *Adv. Organometallic Chem.* **1964**, *2*, 49-114.
- Skorobogatov, G. A.; Dymov, B. P.; Pogosyan, Y. I.; Khripun, V. K.; Tschuikow-Roux, E. Molecular, thermodynamic, and kinetic parameters of the free radical C_2H_5 in the gas phase. *Russ. J. General Chem.* **2003**, *73*, 75-84.
- Soldi-Lose, H.; Schröder, D.; Schwarz, H. Gas-phase chemistry of alkylcarbonate anions and radicals. *Int. J. Mass Spec.* **2008**, *270*, 68-80, doi:10.1016/j.ijms.2007.12.007.
- Song, Y.; Qian, X. M.; Lau, K. C.; Ng, C. Y.; Liu, J. B.; Chen, W. W. High-resolution energy-selected study of the reaction $CH_3H^+ \rightarrow CH_3^+ + X$: Accurate thermochemistry for the CH_3X/CH_3X^+ ($X=Br, I$) system. *J. Chem. Phys.* **2001**, *115*, 4095-4104, doi:10.1063/1.1391268.
- Speranza, M. Structure, stability, and reactivity of cationic hydrogen trioxides and thermochemistry of their neutral analogs. A Fourier-transform ion cyclotron resonance study. *Inorg. Chem.* **1996**, *35*, 6140-6151.
- Spiglanin, T. A.; Pery, R. A.; Chandler, D. W. Photodissociation studies of HNCO: Heat of formation and product branching ratios. *J. Phys. Chem.* **1986**, *90*, 6184-6189.
- Stevens, W. R.; Bodi, A.; Baer, T. Dissociation dynamics of energy selected, propane, and $i-C_3H_7X^+$ ions by iPEPICO: Accurate heats of formation of $i-C_3H_7^+$, $i-C_3H_7Cl$, $i-C_3H_7Br$, and $i-C_3H_7I$. *J. Phys. Chem. A* **2010**, *114*, 11285-11291, doi:10.1021/jp104200h.
- Stull, D. R.; Westrum, E. F.; Sinke, G. C. *The Chemical Thermodynamics of Organic Compounds*; John Wiley & Sons: New York, 1969.
- Sudlow, K. P.; Woolf, A. A. Heats of formation of carbonyl, formyl and trifluoroacetyl fluorides. *J. Fluorine Chem.* **1999**, *96*, 141-145.
- Sudolská, M.; Louis, F.; Černušák, I. Reactivity of CHI_3 with OH radicals: X- abstraction reaction pathways ($X = H, I$), atmospheric chemistry, and nuclear safety. *J. Phys. Chem. A* **2014**, *118*, 9512-9520, doi:10.1021/jp5051832.

- Šulka, M.; Šulková, K.; Louis, F.; Neogrady, P.; Černušák, I. A theoretical study of the X-abstraction reactions (X = H, Br, or I) from CH₂IBr by OH radicals: Implications for atmospheric chemistry. *Z. Phys. Chem.* **2013**, *227*, 1337-1359, doi:10.1524/zpch.2013.0391.
- Šulková, J.; Federič, J.; Louis, F.; Cantrel, L.; Demovič, L.; Černušák, I. Thermochemistry of small iodine species. *Phys. Scr.* **2013**, *88*, 058304, doi:10.1088/0031-8949/88/05/058304.
- Suma, K.; Sumiyoshi, Y.; Endo, Y. Spectroscopic characterization of a molecule with a weak bond: The BrOO radical. *J. Chem. Phys.* **2005**, *123*, 024312, doi:10.1063/1.1953508.
- Suma, K.; Sumiyoshi, Y.; Endo, Y.; Enami, S.; Aloisio, S.; Hashimoto, S.; Kawasaki, M.; Nishida, S.; Matsumi, Y. Equilibrium constants of the reaction of Cl with O₂ in the formation of ClOO. *J. Phys. Chem. A* **2004**, *108*, 8096-8099, doi:10.1021/jp049124e.
- Sumathi, R.; Green, W. H. Oxygenate, oxyalkyl and alkoxy carbonyl thermochemistry and rates for hydrogen abstraction from oxygenates. *Phys. Chem. Chem. Phys.* **2003**, *5*, 3402-3417, doi:10.1039/b307050f.
- Sun, H.; Bozzelli, J. W. Structures, rotational barriers, and thermochemical properties of β-chlorinated ethyl hydroperoxides. *J. Phys. Chem. A* **2003**, *107*, 1018-1024, doi:10.1021/jp022298g.
- Sun, H.; Chen, C. J.; Bozzelli, J. W. Structures, intramolecular rotation barriers, and thermodynamic properties (enthalpies, entropies, and heat capacities) of chlorinated methyl hydroperoxides (CH₂ClOOH, CHCl₂OOH, and CCl₃OOH). *J. Phys. Chem. A* **2000**, *104*, 8270-8282, doi:10.1021/jp0013917.
- Szakács, P.; Csontos, J.; Das, S.; Kállay, M. High-accuracy theoretical thermochemistry of atmospherically important nitrogen oxide derivatives. *J. Phys. Chem. A* **2011**, *115*, 3144-3153, doi:10.1021/jp112116x.
- Szalay, P. G.; Tajti, A.; Stanton, J. F. Ab initio determination of the heat of formation of ketenyl (HCCO) and ethynyl (CCH) radicals. *Mol. Phys.* **2005**, *103*, 2159-2168.
- Tabor, D. P.; Harding, M. E.; Ichino, T.; Stanton, J. F. High-accuracy extrapolated ab initio thermochemistry of the vinyl, allyl, and vinoxy radicals. *J. Phys. Chem. A* **2012**, *116*, 7668-7676, doi:10.1021/jp302527n.
- Talipov, M. R.; Timerghazin, Q. K.; Safiullin, R. L.; Khursan, S. L. No longer a complex, not yet a molecule: A challenging case of nitrosyl O- hydroxide, HOON. *J. Phys. Chem. A* **2013**, *117*, 679-685, doi:10.1021/jp3110858.
- Tang, X.; Hou, Y.; Ng, C. Y.; Ruscic, B. Pulsed field-ionization photoelectron-photoion coincidence study of the process N₂ + hv → N⁺ + B + e⁻: Bond dissociation energies of N₂ and N₂⁺. *J. Chem. Phys.* **2005**, *123*, 074330, doi:10.1063/1.1995699.
- Tarczay, G.; Miller, T. A.; Czakó, G.; Császár, A. G. Accurate ab initio determination of spectroscopic and thermochemical properties of mono- and dichlorocharbenes. *Phys. Chem. Chem. Phys.* **2005**, *7*, 2881-2893, doi:10.1039/b506790a.
- Tellinghuisen, J.; Tellinghuisen, P. C.; Davies, S. A.; Berwanger, P.; Viswanathan, K. S. B → X transitions in HgCl and HgI. *Appl. Phys. Lett.* **1982**, *41*, 789-791, doi:10.1063/1.93704.
- Thanthiriwate, K. S.; Vasiliu, M.; Dixon, D. A.; Christe, K. O. Structural and energetic properties of closed shell XF_n (X = Cl, Br, and I; n = 1-7) and XO_nF_m (X = Cl, Br, and I; n = 1-3; m = 0-6) molecules and ions leading to stability predictions for yet unknown compounds. *Inorg. Chem.* **2012**, *51*, 10966-10982, doi:10.1021/ic301438b.
- Tian, Z.; Lis, L.; Kass, S. R. Carbon-hydrogen bond dissociation energies: The curious case of cyclopropene. *J. Org. Chem.* **2013**, *78*, 12650-12653, doi:10.1021/jo402263v.
- Trogolo, D.; Arey, J. S. Benchmark thermochemistry of chloramines, bromamines, and bromochloramines: halogen oxidants stabilized by electron correlation. *Phys. Chem. Chem. Phys.* **2015**, *17*, 3584-3598, doi:10.1039/c4cp03987d.
- Tsang, W. Heats of formation of organic free radicals by kinetic methods. In *Energetics of Free Radicals*; Simoes, J. A. M., Greenberg, A., Liebman, J. F., Eds.; Blackie Academic & Professional: London, 1996; pp 22-58.
- Tschuikow-Roux, E.; Paddison, S. Bond dissociation energies and radical heats of formation in CH₃Cl, CH₂Cl₂, CH₃Br, CH₂Br₂, CH₂FCl, and CHFCl₂. *Int. J. Chem. Kinet.* **1987**, *19*, 15-24.
- Tucceri, M. E.; Badenes, M. P.; Cobos, C. J. Ab initio and density functional theory study of the enthalpies of formation of F₂SO_x and FCISO_x (x=1, 2). *J. Fluorine Chem.* **2002**, *116*, 135-141.
- Turnipseed, A. A.; Barone, S. B.; Ravishankara, A. R. Observation of CH₃S addition to O₂ in the gas phase. *J. Phys. Chem.* **1992**, *96*, 7502-7505.

- van den Bergh, H.; Troe, J. Kinetic and thermodynamic properties of INO and INO₂ intermediate complexes in iodine recombination. *J. Chem. Phys.* **1976**, *64*, 736-742, doi:10.1063/1.432220.
- Vasiliu, M.; Li, S. G.; Peterson, K. A.; Feller, D.; Gole, J. L.; Dixon, D. A. Structures and heats of formation of simple alkali metal compounds: Hydrides, chlorides, fluorides, hydroxides and oxides for Li, Na and K. *J. Phys. Chem. A* **2010**, *114*, 4272-4281, doi:10.1021/jp911735c.
- Ventura, O. N.; Kieninger, M.; Denis, P. A. Density functional computational thermochemistry: Determination of the enthalpy of formation of methanethial-S,S-dioxide (sulfene). *J. Phys. Chem. A* **2003**, *107*, 518-521, doi:10.1021/jp021661g.
- Villano, S. M.; Eyet, N.; Wren, S. W.; Ellison, G. B.; Bierbaum, V. M.; Lineberger, W. C. Photoelectron spectroscopy and thermochemistry of the peroxyformate anion. *J. Phys. Chem. A* **2010**, *114*, 191-200, doi:10.1021/jp907569w.
- Viskolcz, B.; Berces, T. Enthalpy of formation of selected carbonyl radicals from theory and comparison with experiment. *Phys. Chem. Chem. Phys.* **2000**, *2*, 5430-6436, doi:10.1039/b004548i.
- Wagman, D. D.; Evans, W. H.; Parker, V. B.; Halow, I.; Bailey, S. M.; Schumm, R. H. Selected Values of Chemical Thermodynamic Properties. Tables for Elements 35 through 53 in the Standard Order of Arrangement. *NBS Technical Note 270-4* **1969**.
- Wagman, D. D.; Evans, W. H.; Parker, V. B.; Schumm, R. H.; Halow, I.; Bailey, S. M.; Churney, K. L.; Nutall, R. L. The NBS tables of chemical thermodynamic properties. Selected values for inorganic and C₁ and C₂ organic substances in SI unites. *J. Phys. Chem. Ref. Data* **1982**, *11*, Suppl. No. 1.
- Walker, L. C. The enthalpy of reaction of sulfur and nitrogen trifluoride. *J. Phys. Chem.* **1967**, *71*, 361-363.
- Wallington, T. J.; Hurley, M. D.; Shi, J.; Maricq, M. M.; Shested, J.; Nielsen, O. J.; Ellermann, T. A kinetic study of the reaction of fluorine atoms with CH₃F, CH₃Cl, CH₃Br, CF₂H₂, CO, CF₃H, CF₃CHCl₂, CF₃CH₂F, CHF₂CHF₂, CF₂CICH₃, CHF₂CH₃, and CF₃CF₂H at 295 ± 2 K. *Int. J. Chem. Kinet.* **1993**, *25*, 651-665.
- Wang, L.; Liu, J. Y.; Li, Z. S.; Sun, C. C. Dual-level direct dynamics study on the reactions of SH (SD) with F₂. *Int. J. Chem. Kinet.* **2005**, *37*, 710-716, doi:10.1002/kin.20124.
- Wayner, D. D. M.; Clark, K. B.; Rauk, A.; Yu, D.; Armstrong, D. A. C-H bond dissociation energies of alkyl amines: Radical structures and stabilization energies. *J. Am. Chem. Soc.* **1997**, *119*, 8925-8932.
- Wenthold, P. G.; Squires, R. R. Gas-phase properties and reactivity of the acetate radical anion. Determination of the C-H bond strengths in acetic acid and acetate ion. *J. Am. Chem. Soc.* **1994**, *116*, 11890-11897.
- Wheeler, S. E.; Schaefer, H. F. Thermochemistry of the HOSO radical, a key intermediate in fossil fuel combustion. *J. Phys. Chem. A* **2009**, *113*, 6779-6788, doi:10.1021/jp9029387.
- Wilcomb, B. E.; Bernstein, R. B. Dissociation energies of ground-state HgX molecules (X = I, Br, Cl) from analysis of vibrational level spacings. *J. Molec. Spectrosc.* **1976**, *62*, 442-448.
- Wilmouth, D. M.; Hanisco, T. F.; Donahue, N. M.; Anderson, J. G. Fourier transform ultraviolet spectroscopy of the A ²Π_{3/2} → X ²Π_{3/2} transition of BrO. *J. Phys. Chem. A* **1999**, *103*, 8935-8945.
- Wu, E. C.; Rodgers, A. S. Thermochemistry of gas-phase equilibrium CF₃CH₃ + I₂ = CF₃CH₂I + HI. The carbon-hydrogen bond dissociation energy in 1,1,1-trifluoroethane and the heat of formation of the 2,2,2-trifluoroethyl radical. *J. Phys. Chem.* **1974**, *78*, 2315-2317, doi:10.1021/j150671a002.
- Wu, E. C.; Rodgers, A. S. Kinetics of the gas phase reaction of pentafluoroethyl iodide with hydrogen iodide. Enthalpy of formation of the pentafluoroethyl radical and the pi bond dissociation energy in tetrafluoroethylene. *J. Am. Chem. Soc.* **1976**, *98*, 6112-6115, doi:10.1021/ja00436a007.
- Yu, D.; Rauk, A.; Armstrong, D. A. Radicals and ions of formic and acetic acids: An ab initio study of the structures and gas and solution phase thermochemistry. *J. Chem. Soc. Perkin Trans 2* **1994**, 2207-2215.
- Zhu, R. S.; Lin, M. C. Ab initio studies of ClO_x reactions. IV. Kinetics and mechanism for the self-reaction of ClO radicals. *J. Chem. Phys.* **2003**, *118*, 4094-4106, doi:10.1063/1.1540623.
- Zhu, R. S.; Lin, M. C. Ab initio studies of ClO_x reactions. VII. Isomers of Cl₂O₃ and their roles in the ClO + OClO reaction. *J. Chem. Phys.* **2003**, *118*, 8645-8655, doi:10.1063/1.1565315.
- Zou, P.; Derecskei-Kovacs, A.; North, S. W. Theoretical calculation of ClONO₂ and BrONO₂ bond dissociation energies. *J. Phys. Chem. A* **2003**, *107*, 888-896, doi:10.1021/jp021961y.

SECTION 7. BIBLIOGRAPHY – MASTER

[A](#)[B](#)[C](#)[D](#)[E](#)[F](#)[G](#)[H](#)[I](#)[J](#)[K](#)[L](#)[M](#)[N](#)[O](#)[P](#)[Q](#)[R](#)[S](#)[T](#)[U](#)[V](#)[W](#)[X](#)[Y](#)[Z](#)

A

- Abbatt, J. P. D. Heterogeneous interactions of BrO and ClO: Evidence for BrO surface recombination and reaction with $\text{HSO}_3/\text{SO}_3^{2-}$. *Geophys. Res. Lett.* **1996**, *23*, 1681-1684.
- Abbatt, J. P. D. Heterogeneous reaction of HOBr with HBr and HCl on ice surfaces at 228 K. *Geophys. Res. Lett.* **1994**, *21*, 665-668.
- Abbatt, J. P. D. Interaction of HNO_3 with water-ice surfaces at temperatures of the free troposphere. *Geophys. Res. Lett.* **1997**, *24*, 1479-1482.
- Abbatt, J. P. D. Interactions of atmospheric trace gases with ice surfaces: Adsorption and reaction. *Chem. Rev.* **2003**, *103*, 4783-4800, doi:10.1021/cr0206418.
- Abbatt, J. P. D. Interactions of HBr, HCl, and HOBr with supercooled sulfuric acid solutions of stratospheric composition. *J. Geophys. Res.* **1995**, *100*, 14009-14017.
- Abbatt, J. P. D.; Anderson, J. G. High-pressure discharge flow kinetics and frontier orbital mechanistic analysis for $\text{OH} + \text{CH}_2\text{CCl}_2$, *cis*- CHClCHCl , *trans*- CHClCHCl , CFCICF_2 , and $\text{CF}_2\text{CCl}_2 \rightarrow$ Products. *J. Phys. Chem.* **1991**, *95*, 2382-2390.
- Abbatt, J. P. D.; Bartels-Rausch, T.; Ullerstam, M.; Ye, T. J. Uptake of acetone, ethanol and benzene to snow and ice: effects of surface area and temperature. *Environ. Res. Lett.* **2008**, *3*, 045008, doi:10.1088/1748-9326/3/4/045008.
- Abbatt, J. P. D.; Beyers, K. D.; Fucaloro, A. F.; McMahon, J. R.; Wooldridge, P. J.; Zhong, R.; Molina, M. J. Interaction of HCl vapor with water-ice: Implications for the stratosphere. *J. Geophys. Res.* **1992**, *97*, 15819-15826.
- Abbatt, J. P. D.; Demerjian, K. L.; Anderson, J. G. A new approach to free-radical kinetics: Radially and axially resolved high-pressure discharge flow with results for $\text{OH} + (\text{C}_2\text{H}_6, \text{C}_3\text{H}_8, n\text{-C}_4\text{H}_{10}, n\text{-C}_5\text{H}_{12}) \rightarrow$ products at 297 K. *J. Phys. Chem.* **1990**, *94*, 4566-4575.
- Abbatt, J. P. D.; Fentner, F. F.; Anderson, J. G. High-pressure discharge flow kinetics study of $\text{OH} + \text{CH}_3\text{SCH}_3$, $\text{CH}_3\text{SSCH}_3 \rightarrow$ products from 297 to 368 K. *J. Phys. Chem.* **1992**, *96*, 1780-1785.
- Abbatt, J. P. D.; Lee, A. K. Y.; Thornton, J. A. Quantifying trace gas uptake to tropospheric aerosol: recent advances and remaining challenges. *Chem. Soc. Rev.* **2012**, *41*, 6555-6581, doi:10.1039/C2CS35052A.
- Abbatt, J. P. D.; Molina, M. J. Heterogeneous interactions of ClONO_2 and HCl on nitric acid trihydrate at 202 K. *J. Phys. Chem.* **1992**, *96*, 7674-7679.
- Abbatt, J. P. D.; Molina, M. J. The heterogeneous reaction of $\text{HOCl} + \text{HCl} \rightarrow \text{Cl}_2 + \text{H}_2\text{O}$ on ice and nitric acid trihydrate: Reaction probabilities and stratospheric implications. *Geophys. Res. Lett.* **1992**, *19*, 461-464.
- Abbatt, J. P. D.; Nowak, J. B. Heterogeneous interactions of HBr and HOCl with cold sulfuric acid solutions: Implications for Arctic boundary layer bromine chemistry. *J. Phys. Chem. A* **1997**, *101*, 2131-2137.
- Abbatt, J. P. D.; Toohey, D. W.; Fenter, F. F.; Stevens, P. S.; Brune, W. H.; Anderson, J. G. Kinetics and mechanism of $\text{X} + \text{ClNO} \rightarrow \text{XCl} + \text{NO}$ ($\text{X} = \text{Cl}, \text{F}, \text{Br}, \text{OH}, \text{O}, \text{N}$) from 220 to 450 K. Correlation of reactivity and activation energy with electron affinity of X. *J. Phys. Chem.* **1989**, *93*, 1022-1029.
- Abbatt, J. P. D.; Waschewsky, G. C. G. Heterogeneous interactions of HOBr, HNO_3 , O_3 , and NO_2 with deliquescent NaCl aerosols at room temperature. *J. Phys. Chem. A* **1998**, *102*, 3719-3725.
- Abel, B.; Herzog, B.; Hippler, H.; Troe, J. Infrared multiphoton excitation of CF_3I . I. Transient ultraviolet absorption study of after-pulse dissociation and excited state populations. *J. Chem. Phys.* **1989**, *91*, 890-899.
- Abel, B.; Hippler, H.; Troe, J. Infrared multiphoton excitation dynamics of CF_3I . I. Populations and dissociation rates of highly excited rovibrational states. *J. Chem. Phys.* **1992**, *96*, 8863-8871.
- Aboud, A. A.; Curtis, J. P.; Mercure, R.; Rense, W. A. Oxygen gas continuous absorption in the extreme ultraviolet. *J. Opt. Soc. Am.* **1955**, *45*, 767-768.
- Abramowitz, S.; Chase, M. W. Thermodynamic properties of gas phase species of importance to ozone depletion. *Pure App. Chem.* **1991**, *63*, 1449-1454.
- Acerboni, G.; Beukes, J. A.; Jensen, N. R.; Hjorth, J.; Myhre, G.; Nielsen, C. J.; Sundet, J. K. Atmospheric degradation and global warming potentials of three perfluoroalkenes. *Atmos. Environ.* **2001**, *35*, 4113-4123.
- Acerboni, G.; Jensen, N. R.; Rindone, B.; Hjorth, J. Kinetics and products formation of the gas-phase reactions of tetrafluoroethylene with OH and NO_3 radicals and ozone. *Chem. Phys. Lett.* **1999**, *309*, 364-368.

- Ackerman, M. UV-solar radiation related to mesospheric processes. In *Mesospheric Models and Related Experiments*; Fiocco, G., Ed.; D. Reidel Publishing Company, Dordrecht, 1971; pp 149-159.
- Ackerman, M.; Biaumé, F.; Kockarts, B. Absorption cross sections of the Schumann-Runge bands of molecular oxygen. *Planet. Space Sci.* 1970, 18, 1639-1651.
- Ackerman, M.; Biaumé, F.; Nicolet, M. Absorption in the spectral range of the Schumann-Runge bands. *Can. J. Chem.* 1969, 47, 1834-1940.
- Ackermann, M. In *Mesospheric Models and Related Experiments*; Fiocco, G., Ed., 1971; pp 149-159.
- Acree, W. E.; Pilcher, G.; da Silva, M. The dissociation enthalpies of terminal (N-O) bonds in organic compounds. *J. Phys. Chem. Ref. Data* 2005, 34, 553-572, doi:10.1063/1.1851531.
- Acton, A. P.; Aickin, R. G.; Bayliss, N. S. The continuous absorption spectrum of bromine: A new interpretation. *J. Chem. Phys.* 1936, 4, 474-479.
- Adachi, H.; Basco, N. Kinetic spectroscopy study of the reaction of CH₃O₂ with NO. *Chem. Phys. Lett.* 1979, 63, 490-492.
- Adachi, H.; Basco, N.; James, D. G. L. Mutual interactions of the methyl and methylperoxy radicals studied by flash photolysis and kinetic spectroscopy. *Int. J. Chem. Kinet.* 1980, 12, 949-977.
- Adachi, H.; Basco, N.; James, D. G. L. The acetyl radical studied by flash photolysis and kinetic spectroscopy. *Chem. Phys. Lett.* 1978, 59, 502-505.
- Adachi, H.; Basco, N.; James, D. G. L. The acetyl radicals CH₃CO and CD₃CO studied by flash photolysis and kinetic spectroscopy. *Int. J. Chem. Kinet.* 1981, 13, 1251-1276.
- Adachi, H.; Basco, N.; James, D. G. L. The ethylperoxy radical spectrum and rate constant for mutual interaction measured by flash photolysis and kinetic spectroscopy. *Int. J. Chem. Kinet.* 1979, 11, 1211-1229.
- Adams, J. W.; Holmes, N. S.; Crowley, J. N. Uptake and reaction of HOBr on frozen and dry NaCl/NaBr surfaces between 253 and 233 K. *Atmos. Chem. Phys.* 2002, 2, 79-91.
- Addison, M. C.; Burrows, J. P.; Cox, R. A.; Patrick, R. Absorption spectrum and kinetics of the acetylperoxy radical. *Chem. Phys. Lett.* 1980, 73, 283-287.
- Addison, M. C.; Donovan, R. J.; Garraway, J. Reactions of O(2¹D₂) and O(2³P₁) with halogenomethanes. *Faraday Disc.* 1979, 67, 286-296.
- Adeniji, S. A.; Kerr, J. A.; Williams, M. R. Rate constants for ozone-alkene reactions under atmospheric conditions. *Int. J. Chem. Kinet.* 1981, 13, 209-217.
- Adler-Golden, S. M. Franck-Condon analysis of thermal and vibrational excitation effects on the ozone Hartley continuum. *J. Quant. Spectrosc. Radiat. Transfer* 1983, 30, 175-185.
- Adler-Golden, S. M.; Wiesenfeld, J. R. Production of atomic oxygen following flash photolysis of ClONO₂. *Chem. Phys. Lett.* 1981, 82, 281-284.
- Adusei, G. Y.; Fontijn, A. Experimental studies of Cl-atom reactions at high temperatures: Cl + H₂ → HCl + H from 291 to 1283 K. *Int. Symp. on Combust.* 1994, 25, 801-808.
- Agapito, F.; Cabral, B. J. C.; Simoes, J. A. M. Oxygen-oxygen bond dissociation enthalpies of di-tert-butyl peroxide and di-trifluoromethyl peroxide. *J. Mol. Struct. - Theochem* 2005, 729, 223-227, doi:10.1016/j.theochem.2005.06.004.
- Ager, J. W., III; Howard, C. J. Gas phase kinetics of the reactions of NaO with H₂, D₂, H₂O, and D₂O. *J. Chem. Phys.* 1987, 87, 921-925.
- Ager, J. W., III; Howard, C. J. Rate coefficient for the gas phase reaction of NaOH with CO₂. *J. Geophys. Res.* 1987, 92, 6675-6678.
- Ager, J. W., III; Howard, C. J. The kinetics of NaO + O₂ and NaO + CO₂ + M and their role in atmospheric sodium chemistry. *Geophys. Res. Lett.* 1986, 13, 1395-1398.
- Ager, J. W., III; Talcott, C. L.; Howard, C. J. Gas phase kinetics of the reactions of Na and NaO with O₃ and N₂O. *J. Chem. Phys.* 1986, 85, 5584-5592.
- Agrawalla, B. S.; Manocha, A. S.; Setser, D. W. Studies of H and O atom reactions by OH infrared chemiluminescence. *J. Phys. Chem.* 1981, 85, 2873-2877.
- Aguzzi, A.; Rossi, M. J. Heterogeneous hydrolysis and reaction of BrONO₂ and Br₂O on pure ice and ice doped with HBr. *J. Phys. Chem. A* 2002, 106, 5891-5901, doi:10.1021/jp014383e.
- Aguzzi, A.; Rossi, M. J. The kinetics of the heterogeneous reaction of BrONO₂ with solid alkali halides at ambient temperature. A comparison with the interaction of ClONO₂ on NaCl and KBr. *Phys. Chem. Chem. Phys.* 1999, 1, 4337-4346.
- Aguzzi, A.; Rossi, M. J. The kinetics of the uptake of HNO₃ on ice, solid H₂SO₄-H₂O and solid ternary solutions of H₂SO₄-HNO₃-H₂O in the temperature range 180-211 K. *Phys. Chem. Chem. Phys.* 2001, 3, 3707-3716, doi:10.1039/b100546o.
- Ahmed, S. M.; Kanik, I.; Link, R. Temperature-dependent photoabsorption cross section measurements of O₂ at the O I-1304 Å triplet emission lines. *Chem. Phys. Lett.* 1996, 259, 545-553.

- Ahmed, S. M.; Kumar, V. Measurement of photoabsorption and fluorescence cross sections for carbon disulfide at 188-213 and 287.5-339.5 nm. *Pramana - J. Phys.* **1992**, *39*, 367-380.
- Aker, P. M.; Niefer, B. I.; Sloan, J. J.; Heydtmann, H. The dynamics and microscopic kinetics of the reactions of O(¹D₂) atoms with CHCl₃ and CHF₃. *J. Chem. Phys.* **1987**, *87*, 203-209.
- Akhter, M. S.; Chughtai, A. R.; Smith, D. M. Spectroscopic studies of oxidized soots. *Appl. Spectrosc.* **1991**, *45*, 653-665.
- Akhter, M. S.; Chughtai, A. R.; Smith, D. M. The structure of hexane soot II: Extraction studies. *Appl. Spectrosc.* **1985**, *39*, 154-167.
- Akhter, M. S.; Chughtai, A. R.; Smith, D. M. The structure of hexane soot I: Spectroscopic studies. *Appl. Spectrosc.* **1985**, *39*, 143-153.
- Al-Abadleh, H. A.; Grassian, V. H. FT-IR study of water adsorption on aluminum oxide surfaces. *Langmuir* **2003**, *19*, 341-347, doi:10.1021/la026208a.
- Al-Abadleh, H. A.; Grassian, V. H. Heterogeneous reaction of NO₂ on hexane soot: A Knudsen cell and FT-IR study. *J. Phys. Chem. A* **2000**, *104*, 11926-11933, doi:10.1021/jp002918i.
- Albaladejo, J.; Ballesteros, B.; Jimenez, E.; Diaz de Mera, Y.; Martinez, E. Gas-phase OH radical-initiated oxidation of the 3-halopropenes studied by PLP-LIF in the temperature range 228-388 K. *Atmos. Environ.* **2003**, *37*, 2919-2926, doi:10.1016/S1352-2310(03)00297-8.
- Albaladejo, J.; Notario, A.; Cuevas, C. A.; Ballesteros, B.; Martinez, E. A pulsed laser photolysis-resonance fluorescence kinetic study of the atmospheric Cl atom-initiated oxidation of propene and a series of 3-halopropenes at room temperature. *J. Atmos. Chem.* **2003**, *45*, 35-50.
- Albers, E. A.; Hoyermann, K.; Wagner, H. G.; Wolfrum, J. Absolute measurements of rate coefficients for the reactions of H and O atoms with H₂O₂ and H₂O. *Proc. Combust. Inst.* **1971**, *13*, 81-88.
- Albu, M.; Barnes, I.; Becker, K. H.; Patroescu-Klotz, I.; Mocannu, R.; Benter, T. Rate coefficients for the gas-phase reaction of OH radicals with dimethyl sulfide: temperature and O₂ partial pressure dependence. *Phys. Chem. Chem. Phys.* **2006**, *8*, 728-736, doi:10.1039/b512536g.
- Alcala-Jornod, C.; Van den Bergh, H.; Rossi, M. J. Reactivity of NO₂ and H₂O on soot generated in the laboratory: a diffusion tube study at ambient temperature. *Phys. Chem. Chem. Phys.* **2000**, *2*, 5584-5593, doi:10.1039/b007235o.
- Aldener, M.; Brown, S. S.; Stark, H.; Daniel, J. S.; Ravishankara, A. R. Near-IR absorption of water vapor: Pressure dependence of line strengths and an upper limit for continuum absorption. *J. Mol. Spectrosc.* **2005**, *232*, 223-230, doi:10.1016/j.jms.2005.04.011.
- Alebić-Juretić, A.; Cvitas, T.; Klasinc, L. Kinetics of heterogeneous ozone reactions. *Chemosphere* **2000**, *41*, 667-670.
- Alebić-Juretić, A.; Cvitas, T.; Klasinc, L. Ozone destruction on powders. *Ber. Bunsenges Phys. Chem.* **1992**, *96*, 493-495.
- Alecu, I. M.; Marshall, P. Computational study of the thermochemistry of N₂O₅ and the kinetics of the reaction N₂O₅ + H₂O → 2 HNO₃. *J. Phys. Chem. A* **2014**, *118*, 11405-11416, doi:10.1021/jp509301t.
- Aleksandrov, E. N.; Arutyunov, V. S.; Kozlov, S. N. Investigation of the reaction of atomic oxygen with acetylene. *Kinetics and Catalysis* **1981**, *22*, 391-394.
- Aleta, E. M.; Roberts, P. V. Henry constant of molecular chlorine in aqueous solution. *J. Chem. Eng. Data* **1986**, *31*, 51-53.
- Alexander, M. H.; Pouilly, B.; Duhoo, T. Spin-orbit branching in the photofragmentation of HCl. *J. Chem. Phys.* **1993**, *99*, 1752-1764.
- Allan, B. J.; Plane, J. M. C. A study of the recombination of IO with NO₂ and the stability of INO₃: Implications for the atmospheric chemistry of iodine. *J. Phys. Chem. A* **2002**, *106*, 8634-8641, doi:10.1021/jp020089q.
- Allanic, A.; Oppliger, R.; Rossi, M. J. Real-time kinetics of the uptake of HOBr and BrONO₂ on ice and in the presence of HCl in the temperature range 190-200 K. *J. Geophys. Res.* **1997**, *102*, 23529-23541.
- Allanic, A.; Oppliger, R.; van den Bergh, H.; Rossi, M. J. The heterogeneous kinetics of the reactions ClONO₂ + HX/ice (X = Cl, Br, I), BrONO₂ + HI/ice and the reactivity of the interhalogens BrCl, ICl and IBr with HX/ice (X = Cl, Br, I) in the temperature range 180 to 205 K. *Z. Phys. Chem.* **2000**, *214*, 1479-1500.
- Allanic, A.; Rossi, M. J. Heterogeneous reactions of HOI on substrates of atmospheric importance. *J. Geophys. Res.* **1999**, *104*, 18,689-618,696.
- Allen, H. C.; Gragson, D. E.; Richmond, G. L. Molecular structure and adsorption of dimethyl sulfoxide at the surface of aqueous solutions. *J. Phys. Chem. B* **1999**, *103*, 660-666.
- Allen, M.; Frederick, J. E. Effective photodissociation cross sections for molecular oxygen and nitric oxide in the Schumann-Runge bands. *J. Atmos. Sci.* **1982**, *39*, 2066-2075.
- Allodi, M. A.; Dunn, M. E.; Livada, J.; Kirschner, K. N.; Shields, G. C. Do hydroxyl radical-water clusters, OH(H₂O)_n, n = 1-5, exist in the atmosphere? *J. Phys. Chem. A* **2006**, *110*, 13283-13289, doi:10.1021/jp064468l.

- Allou, L.; El Maimouni, L.; Le Calvé, S. Henry's law constant measurements for formaldehyde and benzaldehyde as a function of temperature and water composition. *Atmos. Environ.* **2011**, *45*, 2991-2998, doi:10.1016/j.atmosenv.2010.05.044.
- Aloisio, S.; Francisco, J. S. Complexes of hydroxyl and hydroperoxyl radical with formaldehyde, acetaldehyde, and acetone. *J. Phys. Chem. A* **2000**, *104*, 3211-3224, doi:10.1021/jp993789c.
- Aloisio, S.; Francisco, J. S. The photochemistry of acetone in the presence of water. *Chem. Phys. Lett.* **2000**, *329*, 179-184.
- Aloisio, S.; Francisco, J. S.; Friedl, R. R. Experimental evidence for the existence of the HO₂-H₂O complex. *J. Phys. Chem. A* **2000**, *104*, 6597-6601, doi:10.1021/jp0006330.
- Altschuh, J.; Bruggemann, R.; Santl, H.; Eichinger, G.; Piringer, O. G. Henry's law constants for a diverse set of organic chemicals: Experimental determination and comparison of estimation methods. *Chemosphere* **1999**, *39*, 1871-1887.
- Amaral, G.; Xu, K.; Zhang, J. H + NO₂ channels in the photodissociation of HONO at 193.3 nm. *J. Phys. Chem. A* **2001**, *105*, 1465-1475, doi:10.1021/jp002521e.
- Amimoto, S. T.; Force, A. P.; Gulotty, R. G., Jr.; Wiesenfeld, J. R. Collisional deactivation of O(2¹D₂) by the atmospheric gases. *J. Chem. Phys.* **1979**, *71*, 3640-3647.
- Amimoto, S. T.; Force, A. P.; Wiesenfeld, J. R. Ozone photochemistry: Production and deactivation of O(2¹D₂) following photolysis at 248 nm. *Chem. Phys. Lett.* **1978**, *60*, 40-43.
- Amimoto, S. T.; Wiesenfeld, J. R. O₂(b¹Σ_g⁺) production and deactivation following quenching of O(1¹D₂) in O₃/O₂ mixtures. *J. Chem. Phys.* **1980**, *72*, 3899-3903.
- Ammann, M.; Kalberer, M.; Jost, D. T.; Tobler, L.; Rossler, E.; Piguet, D.; Gaggeler, H. W.; Baltensperger, U. Heterogeneous production of nitrous acid on soot in polluted air masses. *Nature* **1998**, *395*, 157-160.
- Ammann, M.; Kalberer, M.; Tabor, K.; Tobler, K.; Zellweger, C.; Weingartner, E.; Nyeki, S.; Parrat, Y.; Li, F.; Piguet, D.; Rossler, E.; Jost, D. T.; Gaggeler, H. W.; Baltensperger, U. "Proc. 7th Euro. Symp. on Physico-Chem. Behav. of Atmos. Poll.", **1996**.
- Amoruso, A.; Cacciani, M.; di Sarra, A.; Fiocco, G. Absorption cross sections of ozone in the 590- to 610-nm region at T = 230 K and T = 299 K. *J. Geophys. Res.* **1990**, *95*, 20565-20568.
- Amoruso, A.; Crescentini, L.; Fiocco, G.; Volpe, M. New measurements of the NO₂ absorption cross section in the 440- to 460-nm region and estimates of the NO₂-N₂O₄ equilibrium constant. *J. Geophys. Res.* **1993**, *98*, 16857-16863.
- Amoruso, A.; Crescentini, L.; Silvia Cola, M.; Fiocco, G. Oxygen absorption cross-section in the Herzberg continuum. *J. Quant. Spectrosc. Radiat. Transfer* **1996**, *56*, 145-152.
- Amos, R. D.; Murray, C. W.; Handy, N. C. Structures and vibrational frequencies of FOOF and FONO using density functional theory. *Chem. Phys. Lett.* **1993**, *202*, 489-494.
- An, X. W.; Mansson, M. Enthalpies of combustion and formation of acetonitrile. *J. Chem. Thermo.* **1983**, *15*, 287-293.
- Anastasi, C.; Broomfield, M.; Nielsen, O. J.; Pagsberg, P. Kinetics and mechanisms of the reactions of CH₂SH radicals with O₂, NO, and NO₂. *J. Phys. Chem.* **1992**, *96*, 696-701.
- Anastasi, C.; Brown, M. J.; Smith, D. B.; Waddington, D. J. Joint French and Italian sections of the Combustion Institute, **1987**, Amalfi, Italy.
- Anastasi, C.; Maw, P. R. Reaction kinetics in acetyl chemistry over a wide range of temperature and pressure. *J. Chem. Soc. Faraday Trans. 1* **1982**, *78*, 2423-2433.
- Anastasi, C.; Smith, I. W. M. Rate measurements of reactions of OH by resonance absorption Part 6.-Rate constants for OH + NO(+M) → HNO₂(+M) over a wide range of temperature and pressure. *J. Chem. Soc. Faraday Trans. 2* **1978**, *74*, 1056-1064.
- Anastasi, C.; Smith, I. W. M. Rate measurements of reactions of OH by resonance absorption Part 5.-Rate constants for OH + NO₂(+M) → HNO₃(+M) over a wide range of temperature and pressure. *J. Chem. Soc. Faraday Trans. 2* **1976**, *72*, 1459-1468.
- Anastasi, C.; Smith, I. W. M.; Parkes, D. A. Flash photolysis study of the spectra of CH₃O₂ and C(CH₃)₃O₂ radicals and the kinetics of their mutual reaction and with NO. *J. Chem. Soc. Faraday Trans. 1* **1978**, *74*, 1693-1701.
- Anastasi, C.; Waddington, D. J.; Woolley, A. Reactions of oxygenated radicals in the gas phase Part 10.-Self reactions of ethylperoxy radicals. *J. Chem. Soc. Faraday Trans. 1* **1983**, *79*, 505-516.
- Anastasio, C.; Mozurkewich, M. Laboratory studies of bromide oxidation in the presence of ozone: Evidence for a glass-surface mediated reaction. *J. Atmos. Chem.* **2002**, *41*, 135-162.
- Andersen, L. L.; Østerstrøm, F. F.; Nielsen, O. J.; Sulbaek Andersen, M. P.; Wallington, T. J. Atmospheric chemistry of (CF₃)₂CFOCH₃. *Chem. Phys. Lett.* **2014**, *607*, 5-9, doi:10.1016/j.cplett.2014.05.036.
- Anderson, G. P.; Hall, L. A. Attenuation of solar irradiance in the stratosphere: Spectrometer measurements between 191 and 207 nm. *J. Geophys. Res.* **1983**, *88*, 6801-6806.

- Anderson, G. P.; Hall, L. A. Stratospheric determination of O₂ cross sections and photodissociation rate coefficients: 191-215 nm. *J. Geophys. Res.* **1986**, *91*, 14509-14514.
- Anderson, J. G.; Kaufman, F. Kinetics of the reaction OH (v=0) + O₃ → HO₂ + O₂. *Chem. Phys. Lett.* **1973**, *19*, 483-486.
- Anderson, J. G.; Kaufman, F. Kinetics of the reaction OH + NO₂ + M → HNO₃ + M. *Chem. Phys. Lett.* **1972**, *16*, 375-379.
- Anderson, J. G.; Margitan, J. J.; Kaufman, F. Gas phase recombination of OH with NO and NO₂. *J. Chem. Phys.* **1974**, *60*, 3310-3317.
- Anderson, L. C.; Fahey, D. W. Studies with ClONO₂: Thermal dissociation rate and catalytic conversion to NO using an NO/O₃ chemiluminescence detector. *J. Phys. Chem.* **1990**, *94*, 644-652.
- Anderson, M.; Hupalo, P.; Mauersberger, K. Ozone absorption cross section measurements in the Wulf bands. *Geophys. Res. Lett.* **1993**, *20*, 1579-1582.
- Anderson, P. C.; Kurylo, M. J. Rate constant measurements for the reaction Cl + CH₂O → HCl + CHO. Implications regarding the removal of stratospheric chlorine. *J. Phys. Chem.* **1979**, *83*, 2055-2057.
- Anderson, S. M.; Hulsebusch, D.; Mauersberger, K. Surprising rate coefficients for four isotopic variants of O + O₂ + M. *J. Chem. Phys.* **1997**, *107*, 5385-5392.
- Anderson, S. M.; Mauersberger, K. Laser measurements of ozone absorption cross sections in the Chappuis band. *Geophys. Res. Lett.* **1992**, *19*, 933-936.
- Anderson, S. M.; Morton, J.; Mauersberger, K.; Yung, Y. L.; DeMore, W. B. A study of atom exchange between O(¹D) and ozone. *Chem. Phys. Lett.* **1992**, *189*, 581-585.
- Anderson, W. R. Heats of formation of HNO and some related species. *Comb. Flame* **1999**, *117*, 394-403.
- Anderson, W. R. Oscillator strengths of NH₂ and the heats of formation of NH and NH₂. *J. Phys. Chem.* **1989**, *93*, 530-536.
- Andersson, B. Y.; Cox, R. A.; Jenkin, M. E. The effect of methanol on the self reaction of HO₂ radicals. *Int. J. Chem. Kinet.* **1988**, *20*, 283-295.
- Andersson, M. E.; Gärdfeldt, K.; Wängberg, I.; Strömberg, D. Determination of Henry's law constant for elemental mercury. *Chemosphere* **2008**, *73*, 587-592, doi:10.1016/j.chemosphere.2008.05.067.
- André, P. V.; Carr, R. W., Jr. Rate of the reaction of hydroxyl radical with acetylene. *Int. J. Chem. Kinet.* **1974**, *6*, 587-595.
- Andresen, P.; Jacobs, A.; Kleinermanns, C.; Wolfrum, J. In *19th Symp. (Intl.) Combustion*, **1982**; pp 11.
- Anglada, J. M.; Aplincourt, P.; Bofill, J. M.; Cremer, D. Atmospheric formation of OH radicals and H₂O₂ from alkene ozonolysis under humid conditions. *ChemPhysChem* **2002**, *3*, 215-221, doi:10.1002/1439-7641(20020215)3:2<215::AID-CPHC215>3.0.CO;2-3.
- Anglada, J. M.; González, J.; Torrent-Sucarrat, M. Effects of the substituents on the reactivity of carbonyl oxides. A theoretical study on the reaction of substituted carbonyl oxides with water. *Phys. Chem. Chem. Phys.* **2011**, *13*, 13034-13045, doi:10.1039/c1cp20872a.
- Anglada, J. M.; Hoffman, G. J.; Slipchenko, L. V.; Costa, M. M.; Ruiz-López, M. F.; Francisco, J. S. Atmospheric significance of water clusters and ozone-water complexes. *J. Phys. Chem. A* **2013**, *117*, 10381-10396, doi:10.1021/jp407282c.
- Antiñolo, M.; Jiménez, E.; Albaladejo, J. UV absorption cross sections between 230 and 350 nm and pressure dependence of the photolysis quantum yield at 308 nm of CF₃CH₂CHO. *Phys. Chem. Chem. Phys.* **2011**, *13*, 15936-15946, doi:10.1039/c1cp21368g.
- Aplincourt, P.; Ruiz-López, M. F. Theoretical investigation of reaction mechanisms for carboxylic acid formation in the atmosphere. *J. Am. Chem. Soc.* **2000**, *122*, 8990-8997, doi:10.1021/ja000731z.
- Aranda, A.; Diaz de Mera, Y.; Rodríguez, D.; Salgado, S.; Martínez, E. Kinetic and products of the BrO + CH₃SH reaction: Temperature and pressure dependence. *Chem. Phys. Lett.* **2002**, *357*, 471-476.
- Arens, F.; Gutzwiller, L.; Baltensperger, U.; Gaggeler, H.; Ammann, M. Heterogeneous reaction of NO₂ on diesel soot particles. *Environ. Sci. Technol.* **2001**, *35*, 2191-2199, doi:10.1021/es000207s.
- Ariya, P. A.; Amyot, M.; Dastoor, A.; Deeds, D.; Feinberg, A.; Kos, G.; Poulain, A.; Ryjkov, A.; Semeniuk, K.; Subir, M.; Toyota, K. Mercury physicochemical and biogeochemical transformation in the atmosphere and at atmospheric interfaces: A review and future directions. *Chem. Rev.* **2015**, *115*, 3760-3802, doi:10.1021/cr500667e.
- Armerding, W.; Comes, F. J.; Schulke, B. O(¹D) quantum yields of ozone photolysis in the UV from 300 nm to its threshold at 355 nm. *J. Phys. Chem.* **1995**, *99*, 3137-3143.
- Arnold, I.; Comes, F. J. Photolysis of ozone in the ultraviolet region. Reactions of O(¹D), O₂(¹Δ_g) and O₂⁺. *Chem. Phys.* **1980**, *47*, 125-130.
- Arnold, I.; Comes, F. J. Temperature dependence of the reactions O(³P) + O₃ → 2O₂ and O(³P) + O₂ + M → O₃ + M. *Chem. Phys.* **1979**, *42*, 231-239.

- Arnold, S. R.; Chipperfield, M. P.; Blitz, M. A.; Heard, D. E.; Pilling, M. J. Photodissociation of acetone: Atmospheric implications of temperature-dependent quantum yields. *Geophys. Res. Lett.* **2004**, L07110, doi:10.1029/2003GL019099.
- Arnts, R. R.; Seila, R. L.; Bufalini, J. J. Determination of room temperature OH rate constants for acetylene, ethylene dichloride, ethylene dibromide, p-dichlorobenzene and carbon disulfide. *J. Air Pollut. Control Assoc.* **1989**, 39, 453-460.
- Arrington, C. A.; Brennen, W.; Glass, G. P.; Michael, J. V.; Niki, H. Reactions of atomic oxygen with acetylene. I. Kinetics and mechanisms. *J. Chem. Phys.* **1965**, 43, 525-532, doi:10.1063/1.1696776.
- Arsene, C.; Barnes, I.; Becker, K. H.; Benter, T. Gas-phase reaction of Cl with dimethyl sulfide: Temperature and oxygen partial pressure dependence of the rate coefficient. *Int. J. Chem. Kinet.* **2005**, 37, 66-73, doi:10.1002/kin.20051.
- Arsene, C.; Barnes, I.; Becker, K. H.; Schneider, W. F.; Wallington, T. J.; Mihalopoulos, N.; Patroescu-Klotz, J. V. Formation of methane sulfinic acid in the gas-phase OH-radical initiated oxidation of dimethyl sulfoxide. *Environ. Sci. Technol.* **2002**, 36, 5155-5163, doi:10.1021/es020035u.
- Arutyunov, V. S.; Popov, L. S.; Chaikin, A. M. Measurement of the rate constant for the reaction of fluorine atoms with oxygen. *Kinet. Katal.* **1976**, 17, 286-291.
- Asatryan, R.; Bozzelli, J. W. Formation of a Criegee intermediate in the low-temperature oxidation of dimethyl sulfoxide. *Phys. Chem. Chem. Phys.* **2008**, 10, 1769-1780, doi:10.1039/b716179d.
- Asatryan, R.; Bozzelli, J. W.; Simmie, J. M. Thermochemistry for enthalpies and reaction paths of nitrous acid isomers. *Int. J. Chem. Kinet.* **2007**, 39, 378-398, doi:10.1002/kin.20247.
- Asatryan, R.; Bozzelli, J. W.; Simmie, J. M. Thermochemistry of methyl and ethyl nitro, RNO₂, and nitrite, RONO, organic compounds. *J. Phys. Chem. A* **2008**, 112, 3172-3185, doi:10.1021/jp710960u.
- Aschmann, S. M.; Arey, J.; Atkinson, R. OH radical formation from the gas-phase reactions of O₃ with methacrolein and methyl vinyl ketone. *Atmos. Environ.* **1996**, 30, 2939-2943, doi: 10.1016/1352-2310(96)00013-1.
- Asher, R. L.; Appelman, E. H.; Ruscic, B. On the heat of formation of carbonyl fluoride, CF₂O. *J. Chem. Phys.* **1996**, 105, 9781-9795.
- Asher, R. L.; Appelman, E. H.; Tilson, J. L.; Litorja, M.; Berkowitz, J.; Ruscic, B. A photoionization study of trifluoromethanol, CF₃OH, trifluoromethyl hypofluorite, CF₃OF, and trifluoromethyl hypochlorite, CF₃OCl. *J. Chem. Phys.* **1997**, 106, 9111-9121.
- Ashford, R. D.; Basco, N.; Hunt, J. E. The kinetics of ClO formation in the flash photolysis of chlorine-oxygen mixtures. *Int. J. Chem. Kinet.* **1978**, 10, 1233-1244.
- Ashmore, P. G.; Spencer, M. S. Concurrent molecular and chlorine atom mechanisms in the reversible dissociation of nitrosyl chloride. *Trans. Faraday Soc.* **1959**, 55, 1868-1883.
- Ashworth, S. H.; Allan, B. J.; Plane, J. M. C. High resolution spectroscopy of the OIO radical: Implications for the ozone-depleting potential of iodine. *Geophys. Res. Lett.* **2002**, 29, 1-4, doi:10.1029/2001GL13851.
- Astholz, D. C.; Croce, A. E.; Troe, J. Temperature dependence of the ozone absorption coefficient in the Hartley continuum. *J. Phys. Chem.* **1982**, 86, 696-699.
- Atakan; Jacobs, B. A.; Wahl, M.; Weller, R.; Wolfrum, J. Kinetic measurements and product branching ratio for the reaction NH₂ + NO at 294-1027 K. *Chem. Phys. Lett.* **1989**, 155, 609-613.
- Atkinson, D. B.; Hudgens, J. W.; Orr-Ewing, A. J. Kinetic studies of the reactions of IO radicals determined by cavity ring-down spectroscopy. *J. Phys. Chem. A* **1999**, 103, 6173-6180.
- Atkinson, D. B.; Jaramillo, V. I.; Smith, M. A. Low-temperature kinetic behavior of the bimolecular reaction OH + HBr (76-242 K). *J. Phys. Chem. A* **1997**, 101, 3356-3359.
- Atkinson, D. B.; Smith, M. A. Radical-molecule kinetics in pulsed uniform supersonic flows: Termolecular association of OH + NO between 90 and 220 K. *J. Phys. Chem.* **1994**, 98, 5797-5800.
- Atkinson, R.; Aschmann, S. M. A structure-activity relationship for the estimation of rate constants for the gas-phase reactions of OH radicals with organic compounds. *Int. J. Chem. Kinet.* **1987**, 19, 1097-1105.
- Atkinson, R.; Aschmann, S. M. Kinetics of the gas phase reaction of Cl atoms with a series of organics at 296 ± 2 K and atmospheric pressure. *Int. J. Chem. Kinet.* **1985**, 17, 33-41.
- Atkinson, R.; Aschmann, S. M. Rate constants for the reaction of OH radicals with a series of alkenes and dialkenes at 295 ± 1 K. *Int. J. Chem. Kinet.* **1984**, 16, 1175-1186.
- Atkinson, R.; Aschmann, S. M. Rate constants for the reactions of O₃ and OH radicals with a series of alkynes. *Int. J. Chem. Kinet.* **1984**, 16, 259-268.
- Atkinson, R.; Aschmann, S. M. Rate constants for the reactions of the OH radical with the propyl and butyl nitrates and 1-nitobutane at 298 ± 2K. *Int. J. Chem. Kinet.* **1989**, 21, 1123-1129.
- Atkinson, R.; Aschmann, S. M.; Arey, J.; Shorees, B. Formation of OH radicals in the gas phase reactions of O₃ with a series of terpenes. *J. Geophys. Res.* **1992**, 97, 6065-6073.
- Atkinson, R.; Aschmann, S. M.; Carter, W. P. L.; Winer, A. M. Kinetics of the gas-phase reactions of OH radicals with alkyl nitrates at 299 ± 2 K. *Int. J. Chem. Kinet.* **1982**, 14, 919-926.

- Atkinson, R.; Aschmann, S. M.; Fitz, D. R.; Winer, A. M.; Pitts, J. N., Jr. Rate constants for the gas-phase reactions of O₃ with selected organics at 296 K. *Int. J. Chem. Kinet.* **1982**, *14*, 13-18.
- Atkinson, R.; Aschmann, S. M.; Pitts Jr., J. N. Kinetics of the gas-phase reactions of OH radicals with a series of α,β -unsaturated carbonyls at 299 ± 2 K. *Int. J. Chem. Kinet.* **1983**, *15*, 75-81, doi:10.1002/kin.550150108.
- Atkinson, R.; Aschmann, S. M.; Pitts, J. N., Jr. Kinetics of the reaction of NO₃ radicals with CH₃SSCH₃. *J. Geophys. Res.* **1988**, *93*, 7125-7126.
- Atkinson, R.; Aschmann, S. M.; Pitts, J. N., Jr. Rate constants for the gas-phase reactions of the NO₃ radical with a series of organic compounds at 296 ± 2 K. *J. Phys. Chem.* **1988**, *92*, 3454-3457.
- Atkinson, R.; Aschmann, S. M.; Winer, A. M.; Pitts Jr., J. N. Rate constants for the gas-phase reactions of O₃ with a series of carbonyls at 296 K. *Int. J. Chem. Kinet.* **1981**, *13*, 1133-1142, doi:10.1002/kin.550131104.
- Atkinson, R.; Aschmann, S. M.; Winer, A. M.; Pitts, J. N., Jr. Kinetics of the gas-phase reactions of NO₃ radicals with a series of dialkenes, cycloalkenes, and monoterpenes at 295 ± 1 K. *Environ. Sci. Technol.* **1984**, *18*, 370-375.
- Atkinson, R.; Baulch, D. L.; Cox, R. A.; Hampson, J., R. F.; Kerr, J. A.; Rossi, M. J.; Troe, J. Evaluated kinetic, photochemical and heterogeneous data for atmospheric chemistry: Supplement V. *J. Phys. Chem. Ref. Data* **1997**, *26*, 1329-1499.
- Atkinson, R.; Baulch, D. L.; Cox, R. A.; Hampson, R. F., Jr.; Kerr, J. A.; Rossi, M. J.; Troe, J. Evaluated kinetic and photochemical data for atmospheric chemistry: Supplement VIII, Halogen species. IUPAC subcommittee on gas kinetic data evaluation for atmospheric chemistry. *J. Phys. Chem. Ref. Data* **2000**, *29*, 167-266, doi:10.1063/1.556058.
- Atkinson, R.; Baulch, D. L.; Cox, R. A.; Hampson, R. F.; Kerr, J. A.; Rossi, M. J.; Troe, J. Evaluated kinetic, photochemical, and heterogeneous data for atmospheric chemistry: Supplement V, IUPAC subcommittee on gas kinetic data evaluation for atmospheric chemistry. *J. Phys. Chem. Ref. Data* **1997**, *26*, 521-1011.
- Atkinson, R.; Breuer, G. M.; Pitts Jr., J. N.; Sandoval, H. L. Tropospheric and stratospheric sinks for halocarbons: Photooxidation, O(¹D) atom, and OH radical reactions. *J. Geophys. Res.* **1976**, *81*, 5765-5770.
- Atkinson, R.; Carter, W. P. L. Reactions of alkoxy radicals under atmospheric conditions: The relative importance of decomposition versus reaction with O₂. *J. Atmos. Chem.* **1991**, *13*, 195-210.
- Atkinson, R.; Hansen, D. A.; Pitts, J. N., Jr. Rate constants for the reaction of OH radicals with CHF₂Cl, CF₂Cl₂, CFCl₃, and H₂ over the temperature range 297-434 °K. *J. Chem. Phys.* **1975**, *63*, 1703-1706.
- Atkinson, R.; Hansen, D. A.; Pitts, J., J. N. Rate constants for the reaction of the OH radical with H₂ and NO (M = Ar and N₂). *J. Chem. Phys.* **1975**, *62*, 3284-3288.
- Atkinson, R.; Lloyd, A. C. Evaluation of kinetic and mechanistic data for modeling photochemical smog. *J. Phys. Chem. Ref. Data* **1984**, *13*, 315-444.
- Atkinson, R.; Perry, R. A.; Pitts Jr., J. N. Rate constants for the reaction of OH radicals with COS, CS₂ and CH₃SCH₃ over the temperature range 299-430 K. *Chem. Phys. Lett.* **1978**, *54*, 14-18.
- Atkinson, R.; Perry, R. A.; Pitts, J. N., Jr. Rate constants for the reaction of the OH radical with CH₃SH and CH₃NH₂ over the temperature range 299-426 °K. *J. Chem. Phys.* **1977**, *66*, 1578-1581.
- Atkinson, R.; Pitts Jr., J. N. Kinetics of the reaction O(³P) + SO₂ + M → SO₃ + M over the temperature range of 299°–440°K. *Int. J. Chem. Kinet.* **1978**, *10*, 1081-1090.
- Atkinson, R.; Pitts, J. N., Jr. Rate constants for the reaction of OH radicals with propylene and the butenes over the temperature range 297–425 °K. *J. Chem. Phys.* **1975**, *63*, 3591-3595, doi:10.1063/1.431800.
- Atkinson, R.; Pitts, J. N., Jr.; Aschmann, S. M. Tropospheric reactions of dimethyl sulfide with NO₃ and OH radicals. *J. Phys. Chem.* **1984**, *88*, 1584-1587.
- Atkinson, R.; Pitts Jr., J. N. Kinetics of the reactions of the OH radical with HCHO and CH₃CHO over the temperature range 299-426°K. *J. Chem. Phys.* **1978**, *68*, 3581-3590.
- Atkinson, R.; Plum, C. N.; Carter, W. P. L.; Winer, A. M.; Pitts, J. N., Jr. Rate constants for the gas-phase reactions of nitrate radicals with a series of organics in air at 298 ± 1 K. *J. Phys. Chem.* **1984**, *88*, 1210-1215.
- Atkinson, R.; Tuazon, R. C.; Macleod, H.; Aschmann, S. M.; Winer, A. M. The gas-phase reaction of chlorine nitrate with water vapor. *Geophys. Res. Lett.* **1986**, *13*, 117-120.
- Atkinson, R.; Winer, A. M.; Pitts, J. N., Jr. Rate constants for the gas phase reactions of O₃ with the natural hydrocarbons isoprene and α - and β -pinene. *Atmos. Environ.* **1982**, *16*, 1017-1020, doi: 10.1016/0046-6981(82)90187-1.
- Au, J. W.; Burton, G. R.; Brion, C. E. Quantitative spectroscopic studies of the valence-shell electronic excitations of Freons (CFCl₃, CF₂Cl₂, CF₃Cl, and CF₄) in the VUV and soft X-ray regions. *Chem. Phys.* **1997**, *221*, 151-168.
- Au, J. W.; Cooper, G.; Burton, G. R.; Olney, T. N.; Brion, C. E. The valence shell photoabsorption of the linear alkanes, C_nH_{2n+2} (n=1-8): Absolute oscillator strengths (7-220 eV). *Chem. Phys.* **1993**, *173*, 209-239.
- Audley, G. J.; Baulch, D. L.; Campbell, I. M. Gas phase reactions of hydroxyl radicals with aldehydes in flowing H₂O₂ + NO₂ + CO mixtures. *J. Chem. Soc. Faraday Trans. 1* **1981**, *77*, 2541-2549.

- Avallone, L. M.; Toohey, D. W. Tests of halogen photochemistry using in situ measurements of ClO and BrO in the lower polar stratosphere. *J. Geophys. Res.* **2001**, *106*, 10411-10421.
- Avery, H. E.; Cvetanovic, R. J. Reaction of oxygen atoms with acetaldehyde. *J. Chem. Phys.* **1965**, *43*, 3727-3733.
- Avilés, R. G.; Muller, D. F.; Houston, P. L. Quenching of laser-excited $O_2(b^1\Sigma_g^+)$ by CO_2 , H_2O , and I_2 . *Appl. Phys. Lett.* **1980**, *37*, 358-360.
- Avramenko, L. I.; Kolesnikova, R. V. A photochemical study of the mechanism of the reaction between oxygen atoms and acetaldehyde. *Bull. Acad. Sci. USSR, Div. Chem. Sci.* **1961**, 1141-1143.
- Avzianova, E. V.; Ariya, P. A. Temperature-dependent kinetic study for ozonolysis of selected tropospheric alkenes. *Int. J. Chem. Kinet.* **2002**, *34*, 678-684, doi:10.1002/kin.10093.
- Axson, J. L.; Washenfelder, R. A.; Kahan, T. F.; Young, C. J.; Vaida, V.; Brown, S. S. Absolute ozone absorption cross section in the Huggins Chappuis minimum (350–470 nm) at 296 K. *Atmos. Chem. Phys.* **2011**, *11*, 11581-11590, doi:10.5194/acp-11-11581-2011.
- Ayhens, Y. V.; Nicovich, J. M.; McKee, M. L.; Wine, P. H. Kinetic and mechanistic study of the reaction of atomic chlorine with methyl iodide over the temperature range 218-694 K. *J. Phys. Chem. A* **1997**, *101*, 9382-9390, doi:10.1021/jp9727097.
- Azad, K.; Andino, J. M. Products of the gas-phase photooxidation reactions of 1-propanol with OH radicals. *Int. J. Chem. Kinet.* **1999**, *31*, 810-818.

B

[Back to Index](#)

- Baasandorj, M.; Feierabend, K. J.; Burkholder, J. B. Rate coefficients and ClO radical yields in the reaction of $O(^1D)$ with $CClF_2CCl_2F$, CCl_3CF_3 , $CClF_2CClF_2$, and CCl_2FCF_3 . *Int. J. Chem. Kinet.* **2011**, *43*, 393-401, doi:10.1002/kin.20561.
- Baasandorj, M.; Fleming, E. L.; Jackman, C. H.; Burkholder, J. B. $O(^1D)$ kinetic study of key ozone depleting substances and greenhouse gases. *J. Phys. Chem. A* **2013**, *117*, 2434-2445, doi:10.1021/jp312781c.
- Baasandorj, M.; Griffith, S.; Dusanter, S.; Stevens, P. S. Experimental and theoretical studies of the OH + hydroxyacetone reaction as a function of temperature. *J. Phys. Chem. A* **2009**, *113*, 10495-10502, doi:10.1021/jp904238w.
- Baasandorj, M.; Hall, B. D.; Burkholder, J. B. Rate coefficients for the reaction of $O(^1D)$ with the atmospherically long-lived greenhouse gases NF_3 , SF_5CF_3 , CHF_3 , C_2F_6 , $c-C_4F_8$, $n-C_5F_{12}$, and $n-C_6F_{14}$. *Atmos. Chem. Phys.* **2012**, *12*, 11753-11764, doi:10.5194/acp-12-11753-2012.
- Baasandorj, M.; Knight, G.; Papadimitriou, V. C.; Talukdar, R. K.; Ravishankara, A. R.; Burkholder, J. B. Rate coefficients for the gas-phase reaction of the hydroxyl radical with $CH_2=CHF$ and $CH_2=CF_2$. *J. Phys. Chem. A* **2010**, *114*, 4619-4633.
- Baasandorj, M.; Ravishankara, A. R.; Burkholder, J. B. Atmospheric chemistry of (Z)- $CF_3CH=CHCF_3$: OH radical reaction rate coefficient and global warming potential. *J. Phys. Chem. A* **2011**, *115*, 10539-10549, doi:10.1021/jp206195g.
- Bacak, A.; Cooke, M. C.; Bardwell, M. W.; McGillen, M. R.; Archibald, A. T.; Huey, L. G.; Tanner, D.; Utembe, S. R.; Jenkin, M. E.; Derwent, R. G.; Shallcross, D. E.; Percival, C. J. Kinetics of the $HO_2 + NO_2$ Reaction: On the impact of new gas-phase kinetic data for the formation of HO_2NO_2 on HO_x , NO_x and HO_2NO_2 levels in the troposphere. *Atmos. Environ.* **2011**, *45*, 6414-6422, doi:10.1016/j.atmosenv.2011.08.008.
- Bacher, C.; Tyndall, G. S.; Orlando, J. J. The atmospheric chemistry of glycolaldehyde. *J. Atmos. Chem.* **2001**, *39*, 171-189.
- Bacis, A.; Bouvier, J.; Flaud, J. M. The ozone molecule: electronic spectroscopy. *Spectrochim. Acta, Part A* **1998**, *54*, 17-34.
- Backx, C.; Wight, G. R.; Tol, R. R.; van der Wiel, M. J. Electron-electron coincidence measurements of CH_4 . *J. Phys. B: Atom. Mol. Phys.* **1975**, *8*, 3007-3019, doi:10.1088/0022-3700/8/18/020.
- Badenes, M. P.; Croce, A. E.; Cobos, C. J. Falloff curves for the recombination reaction $Cl + FC(O)O + M \rightarrow FC(O)OCl + M$. *J. Phys. Chem. A* **2006**, *110*, 3186-3196, doi:10.1021/jp054591x.
- Badger, C. L.; Griffiths, P. T.; George, I.; Abbatt, J. P. D.; Cox, R. A. Reactive uptake of N_2O_5 by aerosol particles containing mixtures of humic acid and ammonium sulfate. *J. Phys. Chem. A* **2006**, *110*, 6986-6994, doi:10.1021/jp0562678.
- Baer, S.; Hippler, H.; Rahn, R.; Siefke, M.; Seitzinger, N.; Troe, J. Thermodynamic and kinetic properties of the reaction $Cl + O_2 + M \rightleftharpoons ClOO + M$ in the range 160-300 K and 1-1000 bar. *J. Chem. Phys.* **1991**, *95*, 6463-6470.
- Baer, T.; Walker, S. H.; Shuman, N. S.; Bodi, A. One- and two-dimensional translational energy distributions in the iodine-loss dissociation of $1,2-C_2H_4I_2^+$ and $1,3-C_3H_6I_2^+$: What does this mean? *J. Phys. Chem. A* **2012**, *116*, 2833-2844, doi:10.1021/jp2121643.

- Baghal-Vayjooee, M. H.; Colussi, A. J.; Benson, S. W. Very low pressure reactor. A new technique for measuring rates and equilibria of radical-molecule reactions at low temperature. Heat of formation of the methyl radical. *J. Am. Chem. Soc.* **1978**, *100*, 3214-3215.
- Bagratashvili, V. N.; Ionov, S. I.; Mishakov, G. V.; Semchishen, V. A. Photolysis of highly vibrationally excited CF₃I molecules by visible laser light. *Chem. Phys. Lett.* **1985**, *115*, 144-148.
- Bahng, M.-K.; Macdonald, R. G. Determination of the rate constant for the OH(X²Π) + OH(X²Π) → O(³P) + H₂O reaction over the temperature range 293-373 K. *J. Phys. Chem. A* **2007**, *111*, 3850-3861, doi:10.1021/jp066359c.
- Bahou, M.; Chung, C.-Y.; Lee, Y.-P.; Cheng, B. M.; Yung, Y. L.; Lee, L. C. Absorption cross sections of HCl and DCl at 135-232 nanometers: Implications for photodissociation on Venus. *Astrophys. J.* **2001**, *559*, L179-L182.
- Bahta, A.; Simonaitis, R.; Heicklen, J. Reactions of ozone with olefins: Ethylene, allene, 1,3-butadiene, and *trans*-1,3-pentadiene. *Int. J. Chem. Kinet.* **1984**, *16*, 1227-1246.
- Bahta, A.; Simonaitis, R.; Heicklen, J. Thermal decomposition kinetics of CH₃O₂NO₂. *J. Phys. Chem.* **1982**, *86*, 1849-1853.
- Baigrie, L. M.; Cox, R. A.; Slebocka-Tilk, H.; Tencer, M.; Tidwell, T. T. Acid-catalyzed enolization and aldol condensation of acetaldehyde. *J. Am. Chem. Soc.* **1985**, *107*, 3640-3645.
- Baker, J.; Ashbourn, S. F. M.; Cox, R. A. Heterogeneous reactivity of nitrous acid on submicron sulfuric acid aerosol. *Phys. Chem. Chem. Phys.* **1999**, *1*, 683-690.
- Bakowies, D. Ab initio thermochemistry with high-level isodesmic corrections: Validation of the ATOMIC protocol for a large set of compounds with first-row atoms (H, C, N, O, F). *J. Phys. Chem. A* **2009**, *113*, 11517-11534, doi:10.1021/jp9027782.
- Balabanov, N. B.; Peterson, K. A. Mercury and reactive halogens: The thermochemistry of Hg + (Cl₂, Br₂, BrCl, ClO, and BrO). *J. Phys. Chem. A* **2003**, *107*, 7465-7470, doi:10.1021/jp035547p.
- Balakhnin, V. P.; Egorov, V. I.; Intezarova, E. I. *Kinetics and Catalysis* **1971**, *12*, 299.
- Baldwin, A. C. Heterogeneous reactions of sulfur dioxide with carbonaceous particles. *Int. J. Chem. Kinet.* **1982**, *14*, 269-277.
- Baldwin, A. C.; Golden, D. M. Heterogeneous atmospheric reactions: Sulfuric acid aerosols as tropospheric sinks. *Science* **1979**, *206*, 562-563.
- Baldwin, A. C.; Golden, D. M. Heterogeneous atmospheric reactions 2. Atom and radical reactions with sulfuric acid. *J. Geophys. Res.* **1980**, *85*, 2888-2889.
- Baldwin, A. C.; Golden, D. M. Reactions of methyl radicals of importance in combustion systems. *Chem. Phys. Lett.* **1978**, *55*, 350-352.
- Balestra-Garcia, C.; Le Bras, G.; MacLeod, H. Kinetic study of the reactions OH + mono-, di-, and trichloroacetaldehyde and acetaldehyde by laser photolysis-resonance fluorescence at 298 K. *J. Phys. Chem.* **1992**, *96*, 3312-3316, doi:10.1021/j100187a026.
- Ball, S. M.; Fried, A.; Henry, B. E.; Mozurkewich, M. The hydrolysis of ClONO₂ on sub-micron liquid sulfuric acid aerosols. *Geophys. Res. Lett.* **1998**, *25*, 3339-3342.
- Ball, S. M.; Hancock, G.; Martin, S. E.; Pinot de Moira, J. C. A direct measurement of the O(¹D) quantum yields from the photodissociation of ozone between 300 and 328 nm. *Chem. Phys. Lett.* **1997**, *264*, 531-538.
- Ball, S. M.; Hancock, G.; Winterbottom, F. Product channels in the near-UV photodissociation of ozone. *Faraday Discuss.* **1995**, *100*, 215-227.
- Balla, R. J.; Heicklen, J. Oxidation of sulfur compounds III: The photolysis of (CH₃S)₂ in the presence of O₂. *J. Photochem.* **1985**, *29*, 297-310, doi:10.1016/0047-2670(85)85003-6.
- Balla, R. J.; Nelson, H. H.; McDonald, J. R. Kinetics of the reaction of CH₃S with NO, NO₂ and O₂. *Chem. Phys.* **1986**, *109*, 101-107.
- Ballash, N. M.; Armstrong, D. A. On the ultraviolet and visible absorption spectrum of ClNO. *Spectrochim. Acta Part A* **1974**, *30*, 941-944.
- Ballester, M. Y.; Varandas, A. J. C. Double many-body expansion potential energy surface for ground state HSO₂. *Phys. Chem. Chem. Phys.* **2005**, *7*, 2305-2317, doi:10.1039/b500990a.
- Ballesteros, B., N. R. Jensen, and J. Hjorth FT-IR study of the kinetics and products of the reactions of dimethylsulphide, dimethylsulphoxide and dimethylsulphone with Br and BrO. *J. Atmos. Chem.* **2002**, *43*, 135-150.
- Baltrusaitis, J.; Schuttelfield, J.; Jensen, J. H.; Grassian, V. H. FTIR spectroscopy combined with quantum chemical calculations to investigate adsorbed nitrate on aluminium oxide surfaces in the presence and absence of co-adsorbed water. *Phys. Chem. Chem. Phys.* **2007**, *9*, 4970-4980, doi:10.1039/b705189a.
- Balucani, N.; Beneventi, L.; Casavecchia, P.; Volpi, G. G.; Kruus, E. J.; Sloan, J. J. The dynamics of the reaction of O(¹D) with HBr studied by crossed molecular beams and time-resolved Fourier transform spectroscopy. *Can. J. Chem.* **1994**, *72*, 888-902.

- Balucani, N.; Casavecchia, P.; Stranges, D.; Volpi, G. G. The enthalpy of formation of the HSO radical. *Chem. Phys. Lett.* **1993**, *211*, 469-472.
- Balucani, N.; Stranges, D.; Casavecchia, P.; Volpi, G. G. Crossed beam studies of the reactions of atomic oxygen in the ground 3P and first electronically excited 1D states with hydrogen sulfide. *J. Chem. Phys.* **2004**, *120*, 9571-9582, doi:10.1063/1.1714809.
- Bao, Z.-C.; Yu, W. O.; Barker, J. R. Absolute integrated cross sections for some O₂ Herzberg I transitions near 248-249 nm. *J. Chem. Phys.* **1995**, *103*, 6-13.
- Bardwell, M. W.; Bacak, A.; Raventos, M. T.; Percival, C. J.; Sanchez-Reyna, G.; Shallcross, D. E. Kinetics of the HO₂ + NO reaction: A temperature and pressure dependence study using chemical ionisation mass spectrometry. *Phys. Chem. Chem. Phys.* **2003**, *5*, 2381-2385, 10.1039/b300842h.
- Barker, J. R.; Benson, S. W.; Golden, D. M. The decomposition of dimethyl peroxide and the rate constant for CH₃O + O₂ → CH₂O + HO₂. *Int. J. Chem. Kinet.* **1977**, *9*, 31-53.
- Barker, J. R.; Brouwer, L.; Patrick, R.; Rossi, M. J.; Trevor, P. L.; Golden, D. M. N₂O₅ photolysis products investigated by fluorescence and optoacoustic techniques. *Int. J. Chem. Kinet.* **1985**, *17*, 991-1006.
- Barker, J. R.; Lohr, L. L.; Shroll, R. M.; Reading, S. Modeling the organic nitrate yields in the reaction of alkyl peroxy radicals with nitric oxide. 2. Reaction simulations. *J. Phys. Chem. A* **2003**, *107*, 7434-7444, doi:10.1021/jp034638j.
- Barker, J. R.; Ortiz, N. F.; Preses, J. M.; Lohr, L. L.; Maranzana, Stimac, P. J.; Nguyen, L. T. MultiWell; 2009.1 ed.; University of Michigan: Ann Arbor, MI, **2009**.
- Barker, J. R.; Ortiz, N. F.; Preses, J. M.; Lohr, L. L.; Maranzana, A.; Stimac, P. J.; Nguyen, T. L.; Kumar, T. J. D. MultiWell <http://aoss.engin.umich.edu/multiwell/>. University of Michigan: Ann Arbor, MI, **2011**.
- Barlett, W. P.; Margerum, D. W. Temperature dependencies of the Henry's law constant and the aqueous phase dissociation constant of bromine chloride. *Environ. Sci. Technol.* **1999**, *33*, 3410-3414.
- Barnes, I.; Bastian, V.; Becker, K. H.; Fink, E. H.; Nelsen, W. Oxidation of sulphur compounds in the atmosphere: I. Rate constants of OH radical reactions with sulphur dioxide, hydrogen sulphide, aliphatic thiols and thiophenol. *J. Atmos. Chem.* **1986**, *4*, 445-466.
- Barnes, I.; Bastian, V.; Becker, K. H.; Fink, E. H.; Zabel, F. Pressure dependence of the reaction of OH with HO₂NO₂. *Chem. Phys. Lett.* **1986**, *123*, 28-32.
- Barnes, I.; Bastian, V.; Becker, K. H.; Fink, E. H.; Zabel, F. Rate constant of the reaction of OH with HO₂NO₂. *Chem. Phys. Lett.* **1981**, *83*, 459-464.
- Barnes, I.; Bastian, V.; Becker, K. H.; Fink, E. H.; Zabel, F. Reactivity studies of organic substances towards hydroxyl radicals under atmospheric conditions. *Atmos. Environ.* **1982**, *16*, 545-550.
- Barnes, I.; Bastian, V.; Becker, K. H.; Martin, D. In *Biogenic Sulfur in the Environment*; ACS Symp. Ser, **1989**; Vol. 393; pp 476-488.
- Barnes, I.; Bastian, V.; Becker, K. H.; Overath, R. D. Kinetic studies of the reactions of IO, BrO, and ClO with dimethylsulfide. *Int. J. Chem. Kinet.* **1991**, *23*, 579-591.
- Barnes, I.; Bastian, V.; Becker, K. H.; Tong, Z. Kinetics and products of the reactions of NO₃ with monoalkenes, dialkenes, and monoterpenes. *J. Phys. Chem.* **1990**, *94*, 2413-2419.
- Barnes, I.; Becker, K. H.; Carlier, P.; Mouvier, G. FTIR study of the DMS/NO₂/I₂/N₂ photolysis system: The reaction of IO radicals with DMS. *Int. J. Chem. Kinet.* **1987**, *19*, 489-501.
- Barnes, I.; Becker, K. H.; Fink, E. H.; Reimer, A.; Zabel, F.; Niki, H. FTIR spectroscopic study of the gas-phase reaction of HO₂ with H₂CO. *Chem. Phys. Lett.* **1985**, *115*, 1-8.
- Barnes, I.; Becker, K. H.; Fink, E. H.; Reimer, A.; Zabel, F.; Niki, H. Rate constant and products of the reaction CS₂ + OH in the presence of O₂. *Int. J. Chem. Kinet.* **1983**, *15*, 631-645.
- Barnes, I.; Becker, K. H.; Mihalopoulos, N. An FTIR product study of the photooxidation of dimethyl disulfide. *J. Atmos. Chem.* **1994**, *18*, 267-289.
- Barnes, I.; Becker, K. H.; Patroescu, I. FTIR product study of the OH initiated oxidation of dimethyl sulphide: Observation of carbonyl sulphide and dimethyl sulphoxide. *Atmos. Environ.* **1996**, *30*, 1805-1814.
- Barnes, I.; Becker, K. H.; Patroescu, I. The tropospheric oxidation of dimethyl sulfide: A new source of carbonyl sulfide. *Geophys. Res. Lett.* **1994**, *21*, 2389-2392.
- Barnes, J.; Mauersberger, K. Temperature dependence of the ozone absorption cross section at the 253.7-nm mercury line. *J. Geophys. Res.* **1987**, *92*, 14861-14864.
- Barnes, R. J.; Lock, M.; Coleman, J.; Sinha, A. Observation of a new absorption band of HOBr and its atmospheric implications. *J. Phys. Chem.* **1996**, *100*, 453-457.
- Barnes, R. J.; Sinha, A.; Michelsen, H. A. Assessing the contribution of the lowest triplet state to the near-UV absorption spectrum of HOCl. *J. Phys. Chem. A* **1998**, *102*, 8855-8859.
- Barnett, A. J.; Marston, G.; Wayne, R. P. Kinetics and chemiluminescence in the reaction of N atoms with O₂ and O₃. *J. Chem. Soc. Faraday Trans. 2* **1987**, *83*, 1453-1463.

- Barone, S. B.; Turnipseed, A. A.; Gierczak, T.; Ravishankara, A. R. Quantum yields of H(²S) and CH₃S(²E) from the photolysis of simple organosulfur compounds at 193, 222, and 248 nm. *J. Phys. Chem.* **1994**, *98*, 11969-11977.
- Barone, S. B.; Turnipseed, A. A.; Ravishankara, A. R. Kinetics of the reactions of the CF₃O radical with alkanes. *J. Phys. Chem.* **1994**, *98*, 4602-4608.
- Barone, S. B.; Turnipseed, A. A.; Ravishankara, A. R. Reaction of OH with dimethyl sulfide (DMS). 1. Equilibrium constant for OH + DMS reaction and the kinetics of the OH•DMS + O₂ reaction. *J. Phys. Chem.* **1996**, *100*, 14694-14702.
- Barone, S. B.; Zondlo, M. A.; Tolbert, M. A. A kinetic and product study of the hydrolysis of ClONO₂ on type Ia polar stratospheric cloud materials at 185 K. *J. Phys. Chem. A* **1997**, *101*, 8643-8652.
- Barone, S. B.; Zondlo, M. A.; Tolbert, M. A. Investigation of the heterogeneous reactivity of HCl, HBr, and HI on ice surfaces. *J. Phys. Chem. A* **1999**, *103*, 9717-9730.
- Barry, J.; Locke, G.; Scollard, D.; Sidebottom, H.; Treacy, J.; Clerbaux, C.; Colin, R.; Franklin, J. 1,1,1,3,3,-pentafluorobutane (HFC-365mfc): Atmospheric degradation and contribution to radiative forcing. *Int. J. Chem. Kinet.* **1997**, *29*, 607-617.
- Barry, J.; Scollard, D. J.; Treacy, J. J.; Sidebottom, H. W.; Le Bras, G.; Poulet, G.; Teton, S.; Chichinin, A.; Canosa-Mas, C. E.; Kinnison, D. J.; Wayne, R. P.; Nielsen, O. J. Kinetic data for the reaction of hydroxyl radicals with 1,1,1-trichloroacetaldehyde at 298 ± 2 K. *Chem. Phys. Lett.* **1994**, *221*, 353-358.
- Barry, J.; Sidebottom, H.; Treacy, J.; Franklin, J. Kinetics and mechanism for the atmospheric oxidation of 1,1,2-trifluoroethane (HFC 143). *Int. J. Chem. Kinet.* **1995**, *27*, 27-36.
- Bartels-Rausch, T.; Eichler, B.; Zimmermann, P.; Gaggeler, H. W.; Ammann, M. The adsorption enthalpy of nitrogen oxides on crystalline ice. *Atmos. Chem. Phys.* **2002**, *2*, 235-247.
- Bartels-Rausch, T.; Guimbaud, C.; Gaggeler, H. W.; Ammann, M. The partitioning of acetone to different types of ice and snow between 198 and 223 K. *Geophys. Res. Lett.* **2004**, *31*, 4432, doi:10.1029/2004GL020070.
- Barton, S. A.; Coxon, J. A.; Roychowdhury, U. K. Absolute absorption cross sections at high-resolution in the A²Π_g-X²Π_g band system of ClO. *Can. J. Phys.* **1984**, *62*, 473-486.
- Basco, N.; Dogra, S. K. Reactions of halogen oxides studied by flash photolysis II. The flash photolysis of chlorine monoxide and of the ClO free radical. *Proc. Roy. Soc. Lond. A.* **1971**, *323*, 401-415.
- Basco, N.; Dogra, S. K. Reactions of halogen oxides studied by flash photolysis III. The production and reactions of BrO and ClO radicals in the halogen-sensitized decomposition of chlorine dioxide. *Proc. Roy. Soc. Lond. A.* **1971**, *323*, 417-429.
- Basco, N.; Dogra, S. K. Reactions of halogen oxides studied by flash photolysis. I. The flash photolysis of chlorine dioxide. *Proc. Roy. Soc. Lond. A.* **1971**, *323*, 29-68.
- Basco, N.; Hunt, J. E. Mutual combination of ClO radicals. *Int. J. Chem. Kinet.* **1979**, *11*, 649-664.
- Basco, N.; Hunt, J. E. The recombination of iodine atoms in the presence of nitric oxide. *Int. J. Chem. Kinet.* **1978**, *10*, 733-743.
- Basco, N.; James, D. G. L.; James, F. C. A quantitative study of alkyl radical reactions by kinetic spectroscopy. II. Combination of the methyl radical with the oxygen molecule. *Int. J. Chem. Kinet.* **1972**, *4*, 129-149.
- Basco, N.; Morse, R. D. Reactions of halogen oxides studied by flash photolysis IV. Vacuum ultraviolet kinetic spectroscopy studies on chlorine dioxide. *Proc. Roy. Soc. Lond. A.* **1974**, *336*, 495-505.
- Basco, N.; Parmar, S. S. Spectra and reactions of acetyl and acetylperoxy radicals. *Int. J. Chem. Kinet.* **1985**, *17*, 891-900.
- Basco, N.; Parmar, S. S. The reaction of acetylperoxy radicals. *Int. J. Chem. Kinet.* **1987**, *19*, 115-128.
- Bass, A. M.; Glasgow, L. C.; Miller, C.; Jesson, J. P.; Filken, S. L. Temperature-dependent absorption cross-sections for formaldehyde (CH₂O) - The effect of formaldehyde on stratospheric chlorine chemistry. *Planet. Space Sci.* **1980**, *28*, 675-679.
- Bass, A. M.; Ledford, A. E.; Laufer, A. H. Extinction coefficients of NO₂ and N₂O₄. *J. Res. Natl. Bur. Stand.* **1976**, *80A*, 143-166.
- Bass, A. M.; Paur, R. J. In *Atmospheric Ozone*; Zerefos, C. S., Ghazi, A., Eds., **1985**; pp 606-610.
- Bates, D. R.; Hays, P. B. Atmospheric nitrous oxide. *Planet. Space Sci.* **1967**, *15*, 189-197.
- Bates, R. W.; Golden, D. M.; Hanson, R. K.; Bowman, C. T. Experimental study and modeling of the reaction H + O₂ + M → HO₂ + M (M = Ar, N₂, H₂O) at elevated pressures and temperatures between 1050 and 1250 K. *Phys. Chem. Chem. Phys.* **2001**, *3*, 2337-2342, doi:10.1039/b010002l.
- Batt, L.; Milne, R. T.; McCulloch, R. D. The gas phase pyrolysis of alkyl nitrites. V. Methyl nitrite. *Int. J. Chem. Kinet.* **1977**, *9*, 567-587.
- Batt, L.; Robinson, G. N. Reaction of methoxy radicals with oxygen. I. Using dimethyl peroxide as a thermal source of methoxy radicals. *Int. J. Chem. Kinet.* **1979**, *11*, 1045-1053.

- Battin-Leclerc, F.; Kim, I. K.; Talukdar, R. K.; Portmann, R. W.; Ravishankara, A. R.; Steckler, R.; Brown, D. Rate coefficients for the reactions of OH and OD with HCl and DCl between 200 and 400 K. *J. Phys. Chem. A* **1999**, *103*, 3237-3244.
- Battino, R. Chlorine dioxide in water. In *Sulfur Dioxide, Chlorine, Fluorine and Chlorine Oxides*; Young, C. L., Ed.; Pergamon: Oxford, **1983**; Vol. 12; pp 454-456.
- Battino, R. Chlorine in water. In *Sulfur Dioxide, Chlorine, Fluorine and Chlorine Oxides*; Young, C. L., Ed.; Pergamon: Oxford, **1983**; Vol. 12; pp 333-347.
- Battino, R. Methane in water. In *Methane*; Clever, H. L., Young, C. L., Eds.; Pergamon: Oxford, **1987**; Vol. 27/28; pp 1-44.
- Battino, R. Nitrogen in water. In *Nitrogen and Air*; Battino, R., Ed.; Pergamon: Oxford, **1982**; Vol. 10; pp 1-29.
- Battino, R. Nitrous oxide in water. In *Oxides of Nitrogen*; Young, C. L., Ed.; Pergamon: Oxford, **1981**; Vol. 8; pp 1-22.
- Battino, R. Oxygen in water. In *Oxygen and Ozone*; Battino, R., Ed.; Pergamon: Oxford, **1981**; Vol. 7; pp 1-5.
- Battino, R. Sulfur dioxide in water. In *Sulfur Dioxide, Chlorine, Fluorine and Chlorine Oxides*; Young, C. L., Ed.; Pergamon: Oxford, **1983**; Vol. 12; pp 3-33.
- Bauer, D.; Crowley, J. N.; Moortgat, G. K. The UV absorption spectrum of the ethylperoxy radical and its self-reaction kinetics between 218 and 333 K. *J. Photochem. Photobiol. A: Chem.* **1992**, *65*, 329-344.
- Bauer, D.; D'Ottone, L.; Hynes, A. J. O ¹D quantum yields from O₃ photolysis in the near UV region between 305 and 375 nm. *Phys. Chem. Chem. Phys.* **2000**, *2*, 1421-1424, doi:10.1039/b000159g.
- Bauer, D.; Ingham, T.; Carl, S. A.; Moortgat, G. K.; Crowley, J. N. Ultraviolet-visible absorption cross sections of gaseous HOI and its photolysis at 355 nm. *J. Phys. Chem.* **1998**, *102*, 2857-2864.
- Bauerle, S.; Moortgat, G. K. Absorption cross-sections of HOCH₂OOH vapor between 205 and 360 nm at 298 K. *Chem. Phys. Lett.* **1999**, *309*, 43-48.
- Baughum, S. L.; Leone, S. R. Photofragmentation infrared emission studies of vibrationally excited free radicals CH₃ and CH₂I. *J. Chem. Phys.* **1980**, *72*, 6531-6545.
- Baulch, D. L.; Bowman, C. T.; Cobos, C. J.; Cox, R. A.; Just, T.; Kerr, J. A.; Pilling, M. J.; Stocker, D.; Troe, J.; Tsang, W.; Walker, R. W.; Warnatz, J. Evaluated kinetic data for combustion modeling: Supplement II. *J. Phys. Chem. Ref. Data* **2005**, *34*, 757-1397, doi:10.1063/1.1748524.
- Baulch, D. L.; Campbell, I. M.; Saunders, S. M. Rate constants for the reactions of hydroxyl radicals with propane and ethane. *J. Chem. Soc. Faraday Trans. 1* **1985**, *81*, 259-263.
- Baulch, D. L.; Cox, R. A.; Crutzen, P. J.; Hampson, R. F., Jr.; Kerr, J. A.; Troe, J.; Watson, R. T. Evaluated kinetic and photochemical data for atmospheric chemistry: Supplement 1. *J. Phys. Chem. Ref. Data* **1982**, *11*, 327-496.
- Baulch, D. L.; Cox, R. A.; Hampson, R. F., Jr.; Kerr, J. A.; Troe, J.; Watson, R. T. Evaluated kinetic and photochemical data for atmospheric chemistry. *J. Phys. Chem. Ref. Data* **1980**, *9*, 295-471.
- Baum, G.; Felder, P.; Huber, J. R. Photofragmentation of CF₂I₂. Competition between radical and three-body dissociation. *J. Chem. Phys.* **1993**, *98*, 1999-2010.
- Baumfalk, R.; Buck, U.; Frischkorn, C.; Nahler, N. H.; Hüwel, L. Photodissociation of HBr molecules and clusters: Anisotropy parameters, branching ratios, and kinetic energy distributions. *J. Chem. Phys.* **1999**, *111*, 2595-2605.
- Bayes, K. D.; Toohey, D. W.; Friedl, R. R.; Sander, S. P. Measurements of quantum yields of bromine atoms in the photolysis of bromoform from 266 to 324 nm. *J. Geophys. Res.* **2003**, *108*, 4095, doi:10.29/2002JD002877.
- Beach, S. D.; Hickson, K. M.; Smith, I. W. M.; Tuckett, R. P. Rate constants and Arrhenius parameters for the reactions of OH radicals and Cl atoms with CF₃CH₂OCHF₂, CF₃CHClOCHF₂ and CF₃CH₂OCClF₂, using the discharge-flow/resonance fluorescence method. *Phys. Chem. Chem. Phys.* **2001**, *3*, 3064-3069, doi:10.1039/b103883b.
- Beach, S. D.; Smith, I. W. M.; Tuckett, R. P. Rate constants for the reaction of Cl atoms with O₃ at temperatures from 298 to 184 K. *Int. J. Chem. Kinet.* **2002**, *34*, 104-109, doi:10.1002/kin.10033.
- Bean, B. D.; Mollner, A. K.; Nizkorodov, S. A.; Nair, G.; Okumura, M.; Sander, S. P.; Peterson, K. A.; Francisco, J. S. Cavity ringdown spectroscopy of *cis-cis* HOONO and the HOONO/HONO₂ branching ratio in the reaction OH + NO₂ + M. *J. Phys. Chem. A* **2003**, *107*, 6974-6985, doi:10.1021/jp034407c.
- Becerra, R.; Carpenter, I. W.; Walsh, R. Time-resolved studies of the kinetics of the reactions of CHO with HI and HBr: Thermochemistry of the CHO radical and the H-C bond strengths in CH₂O and CHO. *J. Phys. Chem.* **1997**, *101*, 4185-4190.
- Becker, E.; Benter, T.; Kampf, R.; Schindler, R. N.; Wille, U. A redetermination of the rate constant of the reaction F + HNO₃ → HF + NO₃. *Ber. Bunsenges. Phys. Chem.* **1991**, *95*, 1168-1173.
- Becker, E.; Rahman, M. M.; Schindler, R. N. Determination of the rate constants for the gas phase reactions of NO₃ with H, OH and HO₂ radicals at 298 K. *Ber. Bunsenges. Phys. Chem.* **1992**, *96*, 776-783.

- Becker, E.; Wille, U.; Rahman, M. M.; Schindler, R. H. An investigation of the reactions of NO₃ radicals with Cl and ClO. *Ber. Bunsenges. Phys. Chem.* **1991**, *95*, 1173-1179.
- Becker, K. H.; Bechara, J.; Brockmann, K. J. Studies on the formation of H₂O₂ in the ozonolysis of alkenes. *Atmos. Environ.* **1993**, *27A*, 57-61, doi:10.1016/0960-1686(93)90070-F.
- Becker, K. H.; Groth, W.; Kley, D. The rate constant of the aeronomic reaction N + O₂. *Z. Naturforsch* **1969**, *A24*, 1280-1281.
- Becker, K. H.; Groth, W.; Schurath, U. Reactions of O₂(¹Δ_g) with ozone. *Chem. Phys. Lett.* **1972**, *14*, 489-492.
- Becker, K. H.; Groth, W.; Schurath, U. The quenching of metastable O₂(¹Δ_g) and O₂(¹Σ_g⁺) molecules. *Chem. Phys. Lett.* **1971**, *8*, 259-262.
- Becker, K. H.; Inocencio, M. A.; Schurath, U. The reaction of ozone with hydrogen sulfide and its organic derivatives. *Int. J. Chem. Kinet.* **1975**, *Symp. 1*, 205-220.
- Becker, K. H.; Kleffman, J.; Kurtenbach, R.; Wiesen, P. Solubility of nitrous acid (HONO) in sulfuric acid solutions. *J. Phys. Chem.* **1996**, *100*, 14,984-914,990.
- Becker, K. H.; Wirtz, K. Gas-phase reactions of alkyl nitrates with hydroxyl radicals under tropospheric conditions in comparison with photolysis. *J. Atmos. Chem.* **1989**, *9*, 419-433.
- Bedjanian, Y.; Laverdet, G.; Le Bras, G. Low-pressure study of the reaction of Cl atoms with isoprene. *J. Phys. Chem. A* **1998**, *102*, 953-959.
- Bedjanian, Y.; Le Bras, G.; Poulet, G. Kinetic study of OH + OH and OD + OD reactions. *J. Phys. Chem.* **1999**, *103*, 7017-7025.
- Bedjanian, Y.; Le Bras, G.; Poulet, G. Kinetic study of the reactions of Br₂ with OH and OD. *Int. J. Chem. Kinet.* **1999**, *31*, 698-704.
- Bedjanian, Y.; Le Bras, G.; Poulet, G. Kinetics and mechanism of the IO + ClO reaction. *J. Phys. Chem. A* **1997**, *101*, 4088-4096.
- Bedjanian, Y.; Poulet, G.; Le Bras, G. Kinetic study of the reaction of BrO radicals with dimethylsulfide. *Int. J. Chem. Kinet.* **1996**, *28*, 383-389.
- Bedjanian, Y.; Poulet, G.; Le Bras, G. Low-pressure study of the reactions of Br atoms with alkenes. 2. Reactions with ethene and trans-2-butene. *J. Phys. Chem. A* **1999**, *103*, 4026-4033.
- Bedjanian, Y.; Riffault, V.; Le Bras, G. Kinetics and mechanism of the reaction of OH with ClO. *Int. J. Chem. Kinet.* **2001**, *33*, 587-599.
- Bedjanian, Y.; Riffault, V.; Le Bras, G.; Poulet, G. Kinetic study of the reactions of OH and OD with HBr and DBr. *J. Photochem. Photobiol. A: Chem.* **1999**, *128*, 15-25.
- Bedjanian, Y.; Riffault, V.; Le Bras, G.; Poulet, G. Kinetic study of the reactions of Br with HO₂ and DO₂. *J. Phys. Chem. A* **2001**, *105*, 573-578, doi:10.1021/jp002731r.
- Bedjanian, Y.; Riffault, V.; Le Bras, G.; Poulet, G. Kinetics and mechanism of the OH and OD reactions with BrO. *J. Phys. Chem. A* **2001**, *105*, 6154-6166, doi:10.1021/jp010369q.
- Bedjanian, Y.; Riffault, V.; Poulet, G. Kinetic study of the reactions of BrO radicals with HO₂ and DO₂. *J. Phys. Chem. A* **2001**, *105*, 3167-3175, doi:10.1021/jp0032255.
- Bednarek, G.; Breil, M.; Hoffman, A.; Kohlman, J. P.; Mörs, V.; Zellner, R. Rate and mechanism of the atmospheric degradation of 1,1,1,2-tetrafluoroethane (HFC-134a). *Ber. Bunsenges. Phys. Chem.* **1996**, *100*, 528-539.
- Bednarek, G.; Kohlmann, J. P.; Saathoff, H.; Zellner, R. Temperature dependence and product distribution for the reaction of CF₃O radicals with methane. *Z. Phys. Chem.* **1995**, *188*, 1-15.
- Bedzhanyan, Y. R.; Markin, E. M.; Gershenzon, Y. M. Experimental study of elementary reactions of FO radicals. I. Sources and measurement of absolute concentrations. The reaction F + O₃ → FO + O₂. *Kinetics and Catalysis* **1993**, *33*, 594-601.
- Bedzhanyan, Y. R.; Markin, E. M.; Gershenzon, Y. M. Experimental study of elementary reactions of FO radicals. Kinetics and mechanism of the disproportionation reaction. *Kinetics and Catalysis* **1993**, *33*, 601-606.
- Bedzhanyan, Y. R.; Markin, E. M.; Gershenzon, Y. M. Experimental study of elementary reactions of FO radicals. V. Reactions with H₂, CO, and NO. *Kinetics and Catalysis* **1993**, *34*, 1-3.
- Bedzhanyan, Y. R.; Markin, E. M.; Gershenzon, Y. M. Experimental study of elementary reactions of FO radicals VI. Reaction with NO₂. *Kinetics and Catalysis* **1993**, *34*, 190-193.
- Bedzhanyan, Y. R.; Markin, E. M.; Politenkova, G. G.; Gershenzon, Y. M. Experimental study of elementary reactions of FO radicals. III. Reactions with oxygen and nitrogen atoms. *Kinetics and Catalysis* **1993**, *33*, 797-801.
- Begović, N.; Marković, Z.; Anić, S.; Kolar-Anić, L. Computational investigation of HIO and HIO₂ isomers. *J. Phys. Chem. A* **2004**, *108*, 651-657, doi:10.1021/jp034492o.
- Behnke, W.; George, C.; Scheer, V.; Zetsch, C. Production and decay of ClNO₂ from the reaction of gaseous N₂O₅ with NaCl solution: Bulk and aerosol experiments. *J. Geophys. Res.* **1997**, *102*, 3795-3804.
- Behnke, W.; Kruger, H.-U.; Scheer, V.; Zetsch, C. Formation of atomic Cl from sea spray via photolysis of nitryl chloride: Determination of the sticking coefficient of N₂O₅ on NaCl aerosol. *J. Aerosol Sci.* **1991**, *22*, S609-S612.

- Behr, P.; Morris, J. R.; Antman, M. D.; Ringeisen, B. R.; Splan, J.; Nathanson, G. M. Reaction and desorption of HCl and HBr following collisions with supercooled sulfuric acid. *Geophys. Res. Lett.* **2001**, *28*, 1961-1964.
- Behr, P.; Morris, J. R.; Antman, M. D.; Ringeisen, B. R.; Splan, J. R.; Nathanson, G. M. Reaction and desorption of HCl and HBr following collisions with supercooled sulfuric acid. *Geophys. Res. Lett.* **2001**, *28*, 1961-1964.
- Behr, P.; Scharfenort, U.; Ataya, K.; Zellner, R. Dynamics and mass accommodation of HCl molecules on sulfuric acid-water surfaces. *Phys. Chem. Chem. Phys.* **2009**, *11*, 8048-8055, doi:10.1039/b904629a.
- Behr, P.; Terziyski, A.; Zellner, R. Acetone adsorption on ice surfaces in the temperature range T=190-220 K: Evidence for aging effects due to crystallographic changes of the adsorption sites. *J. Phys. Chem. A* **2006**, *110*, 8098-8107, doi:10.1021/jp0563742.
- Beichert, P.; Finlayson-Pitts, B. J. Knudson cell studies of the uptake of gaseous HNO₃ and other oxides of nitrogen on solid NaCl. The role of surface absorbed water. *J. Phys. Chem.* **1996**, *100*, 15218-15228.
- Beichert, P.; Wingen, L.; Lee, J.; Vogt, R.; Ezell, M. J.; Ragains, M.; Neavyn, R.; Finlayson-Pitts, B. J. Rate constants for the reactions of chlorine atoms with some simple alkanes at 298 K: Measurement of a self-consistent set using both absolute and relative rate methods. *J. Phys. Chem.* **1995**, *99*, 13156-13162.
- Bell, A. J.; Boggis, S. A.; Dyke, J. M.; Frey, J. G.; Richter, R.; Shaw, N.; Tabrizchi, M. Ultraviolet photolysis of HOCl: REMPI measurement of the relative population of chlorine atom (²P) spin-orbit states. *J. Chem. Soc. Faraday Trans.* **1994**, *90*, 17-21.
- Bemand, P. P.; Clyne, M. A. A. Atomic resonance fluorescence for rate constants of rapid bimolecular reactions Part 6.-Hydrogen atom reactions: H + Cl₂ from 300 to 730 K and H + NO₂ at 298 K. *J. Chem. Soc. Faraday Trans. 2* **1977**, *73*, 394-405.
- Bemand, P. P.; Clyne, M. A. A.; Watson, R. T. Atomic resonance fluorescence and mass spectrometry for measurements of the rate constants for elementary reactions: O ³P_J + NO₂ → NO + O₂ and NO + O₃ → NO₂ + O₂. *J. Chem. Soc. Faraday Trans. 2* **1974**, *70*, 564-576.
- Bemand, P. P.; Clyne, M. A. A.; Watson, R. T. Reactions of chlorine oxide radicals Part 4.-Rate constants for the reactions Cl + OClO, O + OClO, H + OClO, NO + OClO and O + ClO. *J. Chem. Soc. Faraday Trans. 1* **1973**, *69*, 1356-1374.
- Ben-Naim, A.; Battino, R. Solubilization of methane, ethane, propane and n-butane in aqueous solutions of sodium dodecylsulfate. *J. Sol. Chem.* **1985**, *14*, 245-253.
- Benes, M.; Dohnal, V. Limiting activity coefficients of some aromatic and aliphatic nitro compounds in water. *J. Chem. Eng. Data* **1999**, *44*, 1097-1102.
- Benkelberg, H. J.; Hamm, S.; Warneck, P. Henry's law coefficients for aqueous solutions of acetone, acetaldehyde and acetonitrile and equilibrium constants for the addition compounds of acetone and acetaldehyde with bisulfite. *J. Atmos. Chem.* **1995**, *20*, 17-34.
- Bennett, S. W.; Tellinghuisen, J. B.; Phillips, L. F. Absorption coefficients and ionization yields of some small molecules at 58.4 nm. *J. Phys. Chem.* **1971**, *75*, 719-721.
- Beno, M. F.; Jonah, C. D.; Mulac, W. A. Rate constants for the reaction OH + CO as functions of temperature and water concentration. *Int. J. Chem. Kinet.* **1985**, *17*, 1091-1101.
- Benson, B. B.; Krause, D.; Peterson, M. A. The solubility and isotope fractionation of gases in dilute aqueous solution. 1. Oxygen. *J. Sol. Chem.* **1979**, *8*, 655-690.
- Benson, S. W. Some observations on the kinetics and thermochemistry of the reactions of HO₂ radicals with aldehydes and ketones. *Int. J. Chem. Kinet.* **2001**, *33*, 509-512, doi:10.1002/kin.1047.
- Benson, S. W.; Cruickshank, F. R.; Shaw, R. Iodine monochloride as a thermal source of chlorine atoms: The reaction of chlorine atoms with hydrogen. *Int. J. Chem. Kinet.* **1969**, *1*, 29-43.
- Benter, T.; Feldmann, C.; Kirchner, U.; Schmidt, M.; Schmidt, S.; Schindler, R. N. UV/VIS-absorption spectra of HOBr and CH₃OBr: Br(²P_{3/2}) atom yields in the photolysis of HOBr. *Ber. Bunsenges. Phys. Chem.* **1995**, *99*, 1144-1147.
- Benter, T.; Schindler, R. N. Absolute rate coefficients for the reaction of NO₃ radicals with simple dienes. *Chem. Phys. Lett.* **1988**, *145*, 67-70.
- Bera, R. K.; Hanrahan, R. J. Investigation of gas-phase reactions of OH radicals with fluoromethane and difluoromethane using Ar-sensitized pulse-radiolysis. *Radiation Phys. Chem.* **1988**, *32*, 579-584.
- Berges, M. G. M.; Warneck, P. Product quantum yields for 350 nm photodecomposition of pyruvic acid in air. *Ber. Bunsenges. Phys. Chem.* **1992**, *96*, 413-416.
- Berkowitz, J.; Ellison, G. B.; Gutman, D. Three methods to measure RH bond energies. *J. Phys. Chem.* **1994**, *98*, 2744-2765.
- Berland, B. S.; Tolbert, M. A.; George, S. M. Surface sensitive studies of the reactive uptake of chlorine nitrate on ice. *J. Phys. Chem. A* **1997**, *101*, 9954-9963.
- Bernardes, C. E. S.; Minas da Piedade, M. E.; Amaral, L. M. P. F.; Ferreira, A. I. M. C. L.; Ribeiro da Silva, M. A. V.; Diogo, H. P.; Costa Cabral, B. J. Energetics of C-F, C-Cl, C-Br, and C-I bonds in 2-haloethanols.

- Enthalpies of formation of XCH_2CH_2OH ($X = F, Cl, Br, I$) compounds and of the 2-hydroxyethyl radical. *J. Phys. Chem. A* **2007**, *111*, 1713-1720, doi:10.1021/jp0675678.
- Bernauer, M.; Dohnal, V. Temperature dependence of air–water partitioning of N-methylated (C1 and C2) fatty acid amides. *J. Chem. Eng. Data* **2008**, *53*, 2622-2631, doi:10.1021/je800517r.
- Berndt, T.; Böge, O. Gas-phase reaction of NO_3 radicals with isoprene: A kinetic and mechanistic Study. *Int. J. Chem. Kinet.* **1997**, *29*, 755-765.
- Berndt, T.; Voightländer, J.; Stratmann, F.; Junninen, H.; Mauldin III, R. L.; Sipilä, M.; Kulmala, M.; Herrmann, H. Competing atmospheric reactions of CH_2OO with SO_2 and water vapour. *Phys. Chem. Chem. Phys.* **2014**, *16*, 19130-19136, doi:10.1039/c4cp02345e.
- Berry, R.; Yuan, J.; Misra, A.; Marshall, P. Experimental and computational investigations of the reaction of OH with CF_3I and the enthalpy of formation of HOI. *J. Phys. Chem. A* **1998**, *102*, 5182-5188, doi:10.1021/jp980645+.
- Bertram, T. H.; Thornton, J. A. Toward a general parameterization of N_2O_5 reactivity on aqueous particles: the competing effects of particle liquid water, nitrate and chloride. *Atmos. Chem. Phys.* **2009**, *9*, 8351-8363.
- Bertram, T. H.; Thornton, J. A.; Riedel, T. P.; Middlebrook, A. M.; Bahreini, R.; Bates, T. S.; Quinn, P. K.; Coffman, D. J. Direct observations of N_2O_5 reactivity on ambient aerosol particles. *Geophys. Res. Lett.* **2009**, *36*, L19803, doi:10.1029/2009gl040248.
- Bertrand, C.; Collin, G. J.; Gagnon, H. Coefficients d'absorption et rendements quantiques ioniques de composés inorganiques et d'hydrocarbures insaturés. *J. Chim. Phys.* **1975**, *72*, 719-723.
- Betterton, E. A. The partitioning of ketones between the gas and aqueous phases. *Atmos. Environ.* **1991**, *25*, 1473-1477.
- Betterton, E. A.; Hoffmann, M. R. Henry's law constants of some environmentally important aldehydes. *Environ. Sci. Technol.* **1988**, *22*, 1415-1418.
- Betterton, E. A.; Robinson, J. L. Henry's law coefficient of hydrazoic acid. *J. Air Waste Manage. Assoc.* **1997**, *47*, 1216-1219.
- Bevilacqua, T. J.; Hanson, D. R.; Howard, C. J. Chemical ionization mass spectrometric studies of the gas-phase reactions $CF_3O_2 + NO$, $CF_3O + NO$, $CF_3O + RH$. *J. Phys. Chem.* **1993**, *97*, 3750-3757.
- Bhartiya, J. B.; Behere, S. H.; Rao, M. L. P. Dissociation energies of $HgCl$, $HgBr$ and HgI from potential energy curves. *J. Quant. Spec. Rad. Transfer* **1990**, *43*, 95-98.
- Bhaskaran, K. A.; Frank, P.; Just, T. In *12th International Shock Tube Symposium* Jerusalem., 1979.
- Bhatnagar, A.; Carr, R. W. Flash photolysis time-resolved mass spectrometric investigations of the reactions of CF_3O_2 and CF_3O radicals with NO . *Chem. Phys. Lett.* **1994**, *231*, 454-459.
- Biaume, F. Nitric acid vapour absorption cross-section spectrum and its photodissociation in the stratosphere. *J. Photochem.* **1973**, *2*, 139-149.
- Bickerton, J.; da Piedade, M. E. M.; Pilcher, G. Enthalpy of formation of tetrabromomethane by rotating-bomb calorimetry. *J. Chem. Thermo.* **1984**, *16*, 661-668.
- Bida, G. T.; Breckenridge, W. H.; Kolln, W. S. A kinetic study of the very fast reaction: $O(^3P) + CS \rightarrow CO^{\ddagger} + S(^3P)$. *J. Chem. Phys.* **1976**, *64*, 3296-3302.
- Biedenkapp, D.; Bair, E. J. Ozone ultraviolet photolysis. I. The effect of molecular oxygen. *J. Chem. Phys.* **1970**, *52*, 6119-6125.
- Bierbach, A.; Barnes, I.; Becker, K. H. Rate coefficients for the gas-phase reactions of bromine series of radicals with alkenes, dienes, and aromatic hydrocarbons at 298 ± 2 K. *Int. J. Chem. Kinet.* **1996**, *28*, 565-577.
- Bierbrauer, K. L.; Chiappero, M. S.; Malanca, F. E.; Arguello, G. A. Photochemistry of perfluoroacetyl fluoride kinetics of the reaction between CF_3 and FCO radicals. *J. Photochem. Photobiol. A: Chem.* **1999**, *122*, 73-78.
- Biermann, H. W.; Harris, G. W.; Pitts, J. N., Jr. Photoionization mass spectrometer studies of the collisionally stabilized product distribution in the reaction of OH radicals with selected alkenes at 298 K. *J. Phys. Chem.* **1982**, *86*, 2958-2964.
- Biermann, H. W.; Zetzsch, C.; Stuhl, F. Pressure dependence of reaction of HO with CO. *Ber. Bunsenges Phys. Chem.* **1978**, *82*, 633-639.
- Biggs, P.; Canosa-Mas, C. E.; Fracheboud, J. M.; Shallcross, D. E.; Wayne, R. P.; Caralp, F. Investigation into the pressure dependence between 1 and 10 Torr of the reactions of NO_2 with CH_3 and CH_3O . *J. Chem. Soc. Faraday Trans.* **1993**, *89*, 4163-4169.
- Biggs, P.; Canosa-Mas, C. E.; Fracheboud, J.-M.; Shallcross, D. E.; Wayne, R. P. Efficiency of formation of CH_3O in the reaction of CH_3O_2 with ClO . *Geophys. Res. Lett.* **1995**, *22*, 1221-1224.
- Biggs, P.; Canosa-Mas, C. E.; Monks, P. S.; Wayne, R. P.; Benter, T.; Schindler, R. N. The kinetics of the nitrate radical self-reaction. *Int. J. Chem. Kinet.* **1993**, *25*, 805-817.
- Biggs, P.; Harwood, M. H.; Parr, A. D.; Wayne, R. P. Rate constant and products of the reaction between NO_3 and ClO over the temperature range 353-210 K. *J. Phys. Chem.* **1991**, *97*, 7746-7751.

- Bilde, M.; Sehested, J.; Nielsen, O. J.; Wallington, T. J.; Meagher, R. J.; McIntosh, M. E.; Piety, C. A.; Nicovich, J. M.; Wine, P. H. Kinetics and mechanism of the gas phase reaction of atomic chlorine with CH₂Cl at 206-432 K. *J. Phys. Chem. A* **1997**, *101*, 8035-8041.
- Bilde, M.; Wallington, T. J. Atmospheric chemistry of CH₃I: Reaction with atomic chlorine at 1-700 Torr total pressure and 295 K. *J. Phys. Chem.* **1998**, *102*, 1550-1555, doi:10.1021/jp973303x.
- Bilde, M.; Wallington, T. J.; Ferronato, C.; Orlando, J. J.; Tyndall, G. S.; Estupiñan, E.; Haberkorn, S. Atmospheric chemistry of CH₂BrCl, CHBrCl₂, CHBr₂Cl, CF₃CHBrCl, and CBr₂Cl₂. *J. Phys. Chem. A* **1998**, *102*, 1976-1986, doi:10.1021/jp9733375.
- Billington, A. P.; Borrell, P. The low-temperature quenching of singlet molecular oxygen [O₂(a ¹Δ_g)]. *J. Chem. Soc. Faraday Trans. 2* **1986**, *82*, 963-970.
- Binder, J. L. The continuous absorption spectrum of iodine monochloride in the ultraviolet. *Phys. Rev.* **1938**, *54*, 114-117.
- Birge, R. R.; Pringle, W. C.; Leermakers, P. A. Excited states geometries of the singly substituted methylpropenals. I. Vibrational-electronic analysis of S₁ (n, π*). *J. Am. Chem. Soc.* **1971**, *93*, 6715-6726.
- Birk, M.; Friedl, R. R.; Cohen, E. A.; Pickett, H. M.; Sander, S. P. The rotational spectrum and structure of chlorine peroxide. *J. Chem. Phys.* **1989**, *91*, 6588-6597.
- Birks, J. W.; Shoemaker, B.; Leck, T. J.; Borders, R. A.; Hart, L. J. Studies of reactions of importance in the stratosphere. II. Reactions involving chlorine nitrate and chlorine dioxide. *J. Chem. Phys.* **1977**, *66*, 4591-4599.
- Birks, J. W.; Shoemaker, B.; Leck, T. J.; Hinton, D. M. Studies of reactions of importance in the stratosphere. I. Reaction of nitric oxide with ozone. *J. Chem. Phys.* **1976**, *65*, 5181-5185.
- Bishenden, E.; Haddock, J.; Donaldson, D. J. Correction. *J. Phys. Chem.* **1992**, *96*, 6513.
- Bishenden, E.; Haddock, J.; Donaldson, D. J. Resonance-enhanced multiphoton ionization measurement of Cl(²P_{3/2} and ²P_{1/2}) produced in the photolysis of OClO from 355 to 370 nm. *J. Phys. Chem.* **1991**, *95*, 2113-2115.
- Blacet, F. E.; Crane, R. A. The photolysis of the aliphatic aldehydes. XVII. Propionaldehyde, n-butyraldehyde, and isobutyraldehyde. *J. Am. Chem. Soc.* **1954**, *76*, 5337-5340.
- Black, G. Reactions of HS with NO and NO₂ at 298 K. *J. Chem. Phys.* **1984**, *80*, 1103-1107.
- Black, G.; Jusinski, L. E. Laser-induced fluorescence studies of the CH₃S radical. *J. Chem. Soc. Faraday Trans. 2* **1986**, *86*, 2143-2151.
- Black, G.; Jusinski, L. E.; Slinger, T. G. Rate coefficients for CS reactions with O₂, O₃ and NO₂ at 298 K. *Chem. Phys. Lett.* **1983**, *102*, 64-68.
- Black, G.; Patrick, R.; Jusinski, L. E.; Slinger, T. G. Rate coefficients for the reaction HS + NO + M (M = He, Ar, and N₂) over the temperature range 250- 445 K. *J. Chem. Phys.* **1984**, *80*, 4065-4070.
- Black, G.; Sharpless, R. L.; Slinger, T. G. Rate coefficients at 298 K for SO reactions with O₂, O₃, and NO₂. *Chem. Phys. Lett.* **1982**, *90*, 55-58.
- Black, G.; Sharpless, R. L.; Slinger, T. G. Rate coefficients for SO reactions with O₂ and O₃ over the temperature range 230 to 420 K. *Chem. Phys. Lett.* **1982**, *93*, 598-602.
- Blake, A. J.; Carver, J. H.; Haddad, G. N. Photo-absorption cross sections of molecular oxygen between 1250 Å and 2350 Å. *J. Quant. Spectrosc. Radiat. Transfer* **1966**, *6*, 451-459.
- Blatchley, E. R.; Johnson, R. W.; Alleman, J. E.; McCoy, W. F. Effective Henry's law constants for free chlorine and free bromine. *Water Research* **1991**, *26*, 99-106.
- Blitz, M. A.; Dillon, T. J.; Heard, D. E.; Pilling, M. J.; Trought, I. D. Laser induced fluorescence studies of the reactions of O(¹D₂) with N₂, O₂, N₂O, CH₄, H₂, CO₂, Ar, Kr and n-C₄H₁₀. *Phys. Chem. Chem. Phys.* **2004**, *6*, 2162-2171, doi:10.1039/b400283k.
- Blitz, M. A.; Heard, D. E.; Pilling, M. J. Study of acetone photodissociation over the wavelength range 248-330 nm: Evidence of a mechanism involving both the singlet and triplet excited states. *J. Phys. Chem. A* **2006**, *110*, 6742-6756, doi:10.1021/jp056276g.
- Blitz, M. A.; Heard, D. E.; Pilling, M. J. Wavelength dependent photodissociation of CH₃OOH. Quantum yields for CH₃O and OH, measurement of the OH + CH₃OOH rate constant. *J. Photochem. Photobiol. A: Chem.* **2005**, *176*, 107-113, doi:10.1016/j.jphotochem.2005.09.017.
- Blitz, M. A.; Heard, D. E.; Pilling, M. J.; Arnold, S. R.; Chipperfield, M. P. Correction to "Pressure and temperature-dependent quantum yields for the photodissociation of acetone between 279 and 327.5 nm". *Geophys. Res. Lett.* **2004**, *31*, L09104, doi:10.1029/2004GL020182.
- Blitz, M. A.; Heard, D. E.; Pilling, M. J.; Arnold, S. R.; Chipperfield, M. P. Pressure and temperature-dependent quantum yields for the photodissociation of acetone between 279 and 327.5 nm. *Geophys. Res. Lett.* **2004**, *31*, L06111, doi:1029/2003GL018793.
- Blitz, M. A.; Huges, K. J.; Pilling, M. J. Determination of the high-pressure limiting rate coefficient and the enthalpy of reaction for OH + SO₂. *J. Phys. Chem. A* **2003**, *107*, 1971-1978, doi:10.1021/jp026524y.

- Blitz, M. A.; Hughes, K. J.; Pilling, M. J. Determination of the high-pressure limiting rate coefficient and the enthalpy of reaction for OH + SO₂. *J. Phys. Chem. A* **2003**, *101*, 1971-1978, doi:10.1021/jp026524y.
- Blitz, M. A.; McKee, K. W.; Pilling, M. J. Temperature dependence of the reaction of OH and SO. *Proc. Combust. Inst.* **2000**, *28*, 2491-2497.
- Bloss, W. J.; Nickolaisen, S. L.; Salawitch, R. J.; Friedl, R. R.; Sander, S. P. Kinetics of the ClO self-reaction and 210 nm absorption cross section of the ClO dimer. *J. Phys. Chem. A* **2001**, *105*, 11226-11239, doi:10.1021/jp012429y.
- Bloss, W. J.; Rowley, D. M.; Cox, R. A.; Jones, R. L. Kinetics and products of the IO self-reaction. *J. Phys. Chem. A* **2001**, *105*, 7840-7854, doi:10.1021/jp0044936.
- Bloss, W. J.; Rowley, D. M.; Cox, R. A.; Jones, R. L. Rate coefficient for the BrO + HO₂ reaction at 298 K. *Phys. Chem. Chem. Phys.* **2002**, *4*, 3639-3647, doi:10.1039/b201653b.
- Boakes, G.; Mok, W. H. H.; Rowley, D. M. Kinetic studies of the ClO + ClO association reaction as a function of temperature and pressure. *Phys. Chem. Chem. Phys.* **2005**, *7*, 4102-4113, doi:10.1039/b510308h.
- Bodi, A.; Hemberger, P.; Gerber, T. A robust link between the thermochemistry of urea and isocyanic acid by dissociative photoionization. *J. Chem. Thermo.* **2013**, *58*, 292-299, doi:10.1016/j.jct.2012.11.013.
- Bodi, A.; Kercher, J. P.; Bond, C.; Meteesatien, P.; Sztaray, B.; Baer, T. Photoion photoelectron coincidence spectroscopy of primary amines RCH₂NH₂ (R=H, CH₃, C₂H₅, C₃H₇, *i*-C₃H₇): Alkylamine and alkyl radical heats of formation by isodesmic reaction networks *J. Phys. Chem. A* **2006**, *110*, 13425-13433, doi:10.1021/jp064739s.
- Boggs, J. E.; Buck, A. E., Jr. The solubility of some chloromethanes in water. *J. Phys. Chem.* **1958**, *62*, 1459-1461.
- Bogumil, K.; Orphal, J.; Burrows, J. P.; Flaud, J.-M. Vibrational progressions in the visible and near-ultraviolet absorption spectrum of ozone. *Chem. Phys. Lett.* **2001**, *349*, 241-248.
- Bogumil, K.; Orphal, J.; Homann, T.; Voigt, S.; Spietz, P.; Fleischmann, O. C.; Vogel, A.; Hartmann, M.; Kromminga, H.; Bovensmann, H.; Frerick, J.; Burrows, J. P. Measurements of molecular absorption spectra with the SCIAMACHY pre-flight model: instrument characterization and reference data for atmospheric remote-sensing in the 230-2380 nm region. *J. Photochem. Photobiol. A: Chem.* **2003**, *157*, 167-184, doi:10.1016/S1010-6030(03)00062-5.
- Bohmer, E.; Hack, W. Rate constants for the reactions of N₂(A³Σ_u⁺, v') with O₃(X¹A₁). *Ber. Bunsenges. Phys. Chem.* **1991**, *95*, 1688-1690.
- Bohn, B.; Zetzsch, C. Rate constants of HO₂ + NO covering atmospheric conditions. 1. HO₂ formed by OH + H₂O₂. *J. Phys. Chem. A* **1997**, *101*, 1488-1493.
- Bonard, A.; Daële, V.; Delfau, J.-L.; Vovelle, C. Kinetics of OH radical reactions with methane in the temperature range 295-660 K and with dimethyl ether and methyl-*tert*-butyl ether in the temperature range 295-618 K. *J. Phys. Chem. A* **2002**, *106*, 4384-4389, doi:10.1021/jp012425t.
- Bongartz, A.; Kames, J.; Schurath, U.; George, C.; Mirabel, P.; Ponche, J. L. Experimental determination of HONO mass accommodation coefficients using two different techniques. *J. Atmos. Chem.* **1994**, *18*, 149-169.
- Bongartz, A.; Kames, J.; Welter, F.; Schurath, U. Near-UV absorption cross sections and trans/cis equilibrium of nitrous acid. *J. Phys. Chem.* **1991**, *95*, 1076-1082.
- Bongartz, A.; Schweighoefer, S.; Roose, C.; Schurath, U. The mass accommodation coefficient of ammonia on water. *J. Atmos. Chem.* **1995**, *20*, 35-58.
- Boniface, J.; Shi, Q.; Li, Y. Q.; Chueng, J. L.; Rattigan, O. V.; Davidovits, P.; Worsnop, D. R.; Jayne, J. T.; Kolb, C. E. Uptake of gas-phase SO₂, H₂S, and CO₂ by aqueous solutions. *J. Phys. Chem. A* **2000**, *104*, 7502-7510, doi:10.1021/jp000479h.
- Boodaghians, R. B.; Canosa-Mas, C. E.; Carpenter, P. J.; Wayne, R. P. The reactions of NO₃ with OH and H. *J. Chem. Soc. Faraday Trans. 2* **1988**, *84*, 931-948.
- Boodaghians, R. B.; Hall, I. W.; Wayne, R. P. Kinetics of the reactions of the hydroxyl radical with molecular chlorine and bromine. *J. Chem. Soc. Faraday Trans. 2* **1987**, *83*, 529-538.
- Boone, G. D.; Agyin, F.; Robichaud, D. J.; Tao, F.-M.; Hewitt, S. A. Rate constants for the reactions of chlorine atoms with deuterated methanes: Experiment and theory. *J. Phys. Chem. A* **2001**, *105*, 1456-1464, doi:10.1021/jp0027290.
- Borders, R. A.; Birks, J. W. High-precision measurements of activation energies over small temperature intervals: Curvature in the Arrhenius plot for the reaction NO + O₃ → NO₂ + O₂. *J. Phys. Chem.* **1982**, *86*, 3295-3302.
- Borensen, C.; Kirchner, U.; Scheer, V.; Vogt, R.; Zellner, R. Mechanism and kinetics of the reactions of NO₂ or HNO₃ with alumina as a mineral dust model compound. *J. Phys. Chem. A* **2000**, *104*, 5036-5045, doi:10.1021/jp994170d.
- Borissenko, D.; Kukui, A.; Laverdet, G.; Le Bras, G. Experimental study of SO₂ formation in the reactions of CH₃SO radical with NO₂ and O₃ in relation with the atmospheric oxidation mechanism of dimethyl sulfide. *J. Phys. Chem. A* **2003**, *107*, 1155-1161, doi:10.1021/jp021701g.

- Borkar, S.; Sztaray, B. Self-consistent heats of formation for the ethyl cation, ethyl bromide, and ethyl iodide from threshold photoelectron photoion coincidence spectroscopy. *J. Phys. Chem. A* **2010**, *114*, 6117-6123, doi:10.1021/jp102162f.
- Borkowski, R. P.; Ausloos, P. The vapor phase fluorescence and its relationship to the photolysis of propionaldehyde and the butyraldehydes. *J. Am. Chem. Soc.* **1962**, *84*, 4044-4048.
- Borrell, P.; Borrell, P. M.; Pedley, M. D. Deactivation of singlet molecular oxygen, $O_2(^1\Delta_g)$, by oxygen. *Chem. Phys. Lett.* **1977**, *51*, 300-302.
- Borrell, P.; Borrell, P.; Grant, K. R. Inverse temperature dependences in the quenching of singlet oxygen $O_2(^1\Sigma_g^+)$ by CO_2 and N_2O studied with a discharge flow/shock tube. *J. Chem. Phys.* **1983**, *78*, 748-756.
- Borrell, P.; Cobos, C. J.; Luther, K. Falloff curve and specific rate constants for the reaction $NO_2 + NO_2 \rightleftharpoons N_2O_4$. *J. Phys. Chem.* **1988**, *92*, 4377-4384.
- Borrell, P.; Richards, D. S. Quenching of singlet molecular oxygen $O_2(a^1\Delta_g)$ and $O_2(b^1\Sigma_g^+)$ by H_2 , D_2 , HCl , and HBr . *J. Chem. Soc. Faraday Trans. 2* **1989**, *85*, 1401-1411.
- Bouchoux, G.; Chamot-Rooke, J.; Leblanc, D.; Mourgues, P.; Sablier, M. Proton affinity and heat of formation of vinyloxy $[CH_2CHO]$. and acetylonyl $[CH_2COCH_3]$. radicals. *ChemPhysChem* **2001**, *2*, 235-241.
- Bourbon, C.; Brioukov, M.; Devolder, P. Rate constant for the reaction $CF_3O + O_3 \rightarrow$ products by the fast flow absolute technique. *C. R. Acad. Sci. Paris* **1996**, *322*, 181-188.
- Bourbon, C.; Brioukov, M.; Hanoune, B.; Sawerysyn, J. P.; Devolder, P. Flow tube/LIF measurements of the rate constant for the reactions with NO of CF_3O and CF_3O_2 radicals. *Chem. Phys. Lett.* **1996**, *254*, 203-212.
- Bourbon, C.; Fittschen, C.; Sawerysyn, J. P.; Devolder, P. Temperature dependence of the gas phase reaction rates of CF_3O with methane, ethane, and isobutane. *J. Phys. Chem.* **1995**, *99*, 15102-15107.
- Bourmada, N.; Lafage, C.; Devolder, P. Absolute rate constants of the reactions of OH with cyclohexane and ethane at 296 ± 2 K by the discharge flow method. *Chem. Phys. Lett.* **1987**, *136*, 209-214.
- Bowden, D. J.; Clegg, S. L.; Brimblecombe, P. The Henry's law constants of the haloacetic acids. *J. Atmos. Chem.* **1998**, *29*, 85-107.
- Boyd, A. A.; Marston, G.; Wayne, R. P. Kinetic studies of the reaction between NO_3 and $OCIO$ at $T = 300$ K and $P = 2-8$ Torr. *J. Phys. Chem.* **1996**, *100*, 130-137.
- Bozzelli, J. W. *Ph.D. Thesis*; Dept. of Chemistry, Princeton University, **1973**.
- Bozzelli, J. W.; Dean, A. M. Chemical activation analysis of the reaction of C_2H_5 with O_2 . *J. Phys. Chem.* **1990**, *94*, 3313-3317.
- Bozzelli, J. W.; Jung, D. Theoretical investigation on stability of the $C\cdot H_2OCl$ radical. *J. Phys. Chem. A* **2001**, *105*, 3941-3946, doi:10.1021/jp003401+.
- Braban, C. F.; Adams, J. W.; Rodriguez, D.; Cox, R. A.; Crowley, J. N.; Schuster, G. Heterogeneous reactions of HOI, ICl and IBr on sea salt and sea salt proxies. *Phys. Chem. Chem. Phys.* **2007**, *9*, 3136-3148, doi:10.1039/b700829e.
- Bradley, J. N.; Hack, W.; Hoyermann, K.; Wagner, H. G. Kinetics of the reaction of hydroxyl radicals with ethylene and with C_3 hydrocarbons. *J. Chem. Soc. Faraday Trans. 1* **1973**, *69*, 1889-1898.
- Brahan, K. M.; Hewitt, A. D.; Boone, G. D.; Hewitt, S. A. Rate constant for the reaction of Cl with $CHCl_3$. *Int. J. Chem. Kinet.* **1996**, *28*, 397-404.
- Braithwaite, M.; Leone, S. R. Laser-initiated chemical reactions: $Cl + H_2S \rightarrow HCl + HS$: Rate constant, product energy distribution, and direct detection of a chain mechanism. *J. Chem. Phys.* **1978**, *69*, 839-845.
- Braithwaite, M.; Ogryzlo, E. A.; Davidson, J. A.; Schiff, H. I. $O_2(^1\Sigma_g^+)$ relaxation in collisions Part 2.— Temperature dependence of the relaxation by hydrogen *J. Chem. Soc. Faraday Trans. II* **1976**, *72*, 2075-2081.
- Branton, G. R.; Brion, C. E. Total absorption and the energy dependence of the partial oscillator strengths for "Photoionization" of the valence orbitals of H_2O using an electron-electron coincidence method. *J. Electron Spectrosc. Relat. Phenom.* **1974**, *3*, 129-135.
- Braun, M.; Fahr, A.; Klein, R.; Kurylo, M. J.; Huie, R. E. UV gas and liquid phase absorption cross section measurements of hydrochlorofluorocarbons HCFC-225ca and HCFC-225cb. *J. Geophys. Res.* **1991**, *96*, 13009-13015.
- Braun, W.; Klein, R.; Fahr, A.; Okabe, H.; Mele, A. Laser photolysis of trimethylgallium at 193 nm: Quantum yields for methyl radical and ethane production. *Chem. Phys. Lett.* **1990**, *166*, 397-403.
- Breckenridge, W. H.; Miller, T. A. Kinetic study by EPR of the production and decay of $SO(^1\Delta)$ in the reaction of $O_2(^1\Delta_g)$ with $SO(^3\Sigma^-)$. *J. Chem. Phys.* **1972**, *56*, 465-474.
- Breckenridge, W. H.; Taube, H. Ultraviolet absorption spectrum of carbonyl sulfide. *J. Chem. Phys.* **1970**, *52*, 1713-1715.
- Breen, J. E.; Glass, G. P. The reaction of the hydroxyl radical with acetylene. *Int. J. Chem. Kinet.* **1971**, *3*, 145-153.
- Breheeny, C.; Hancock, G.; Morrell, C. The rate constant for the recombination reaction between CF_3 and O_2 measured between 2 and 110 Torr. *Z. Phys. Chem.* **2001**, *215*, 305-317.

- Breidung, J.; Cosleou, J.; Demaison, J.; Sarka, K.; Thiel, W. Ab initio anharmonic force field, molecular parameters, equilibrium structure and enthalpy of formation of fluorofrom. *Mol. Phys.* **2004**, *102*, 1827-1841.
- Breidung, J.; Thiel, W. Thermochemistry of the fluorofromyloxyl radical: A computational study based on coupled cluster theory. *J. Phys. Chem. A* **2006**, *110*, 1575-1585, doi:10.1021/jp053883v.
- Brewer, L.; Tellinghuisen, J. Quantum yield for unimolecular dissociation of I₂ in visible absorption. *J. Chem. Phys.* **1972**, *56*, 3929-3938.
- Brewer, P.; Das, P.; Ondrey, G.; Bersohn, R. Measurement of the relative populations of I(²P_{1/2}⁰) and I(²P_{3/2}⁰) by laser induced vacuum ultraviolet fluorescence. *J. Chem. Phys.* **1983**, *79*, 720-723.
- Bridges, L.; White, J. M. Photochemistry of methanethiol at 254 and 214 nm. *J. Phys. Chem.* **1973**, *77*, 295-298.
- Bridier, I.; Caralp, F.; Loirat, H.; Lesclaux, R.; Veyret, B.; Becker, K. H.; Reimer, A.; Zabel, F. Kinetic and theoretical studies of the reactions CH₃C(O)O₂ + NO₂ + M ⇌ CH₃C(O)O₂NO₂ + M between 248 and 393 K and between 30 and 760 Torr. *J. Phys. Chem.* **1991**, *95*, 3594-3600.
- Bridier, I.; Lesclaux, R.; Veyret, B. Flash photolysis kinetic study of the equilibrium CH₃O₂ + NO₂ ↔ CH₃O₂NO₂. *Chem. Phys. Lett.* **1992**, *191*, 259-263.
- Bridier, I.; Veyret, B.; Lesclaux, R. Flash photolysis kinetic study of reactions of the BrO radical with BrO and HO₂. *Chem. Phys. Lett.* **1993**, *201*, 563-568.
- Bridier, I.; Veyret, B.; Lesclaux, R.; Jenkin, M. E. Flash photolysis study of the UV spectrum and kinetics of reactions of the acetylperoxy radical. *J. Chem. Soc. Faraday Trans.* **1993**, *89*, 2993-2997.
- Brint, P.; O'Toole, L.; Mayhew, C. A.; Dussa, W. Vacuum-ultraviolet absorption spectrum of acetaldehyde, CH₃CHO, and the related deuterides CH₃CDO and CD₃CDO. *J. Chem. Soc. Faraday Trans.* **1990**, *86*, 3349-3354.
- Brion, C. E.; Iida, Y.; Carnovale, F.; Thomson, J. P. Absolute dipole oscillator strengths for photoabsorption, photoionization and ionic photofragmentation processes in HBr. *Chem. Phys.* **1985**, *98*, 327-339.
- Brion, C. E.; Tan, K. H.; van der Wiel, M. J.; van der Leeuw, P. E. Dipole oscillator-strengths for the photoabsorption, photoionization and fragmentation of molecular oxygen. *J. Electron Spectrosc. Relat. Phenom.* **1979**, *17*, 101-119.
- Brion, J.; Chakir, A.; Charbonnier, J.; Daumont, D.; Parisse, C.; Malicet, J. Absorption spectra measurements for the ozone molecule in the 350-830 nm region. *J. Atmos. Chem.* **1998**, *30*, 291-299.
- Brion, J.; Chakir, A.; Daumont, D.; Malicet, J.; Parisse, C. High-resolution laboratory absorption cross section of O₃ temperature effect. *Chem. Phys. Lett.* **1993**, *213*, 610-612.
- Brion, J.; Daumont, D.; Malicet, J. New measurements of the absolute absorption cross-sections of ozone at 294 and 223 K in the 310-350 nm spectral range. *J. Physique. Lett.* **1984**, *45*, L57-L60.
- Brion, J.; Daumont, D.; Malicet, J. Physique moléculaire - Nouvelles mesures des sections efficaces absolues de l'ozone à 294 et 223 K dans le domaine spectral 310-350 nm. *C. R. Acad. Sci. Paris* **1983**, *297*, 401-404.
- Brion, J.; Daumont, D.; Malicet, J.; Marché, P. Sections efficaces absolues de l'ozone a 298 K aux longueurs d'onde de la lampe au mercure : etude critique des donnees experimentales existantes. *J. Physique. Lett.* **1985**, *46*, L105-L110.
- Brock, J. C.; Watson, R. T. Laser flash photolysis of ozone: O(¹D) quantum yields in the fall-off region 297-325 nm. *Chem. Phys.* **1980**, *46*, 477-484.
- Brodersen, P. H.; Frisch, P.; Schumacher, H.-J. Das absorptionsspektrum des F₂O₂. *Z. Phys. Chem. B* **1937**, *37*, 25-29.
- Brolley, J. E.; Porter, L. E.; Sherman, R. H.; Theobald, J. K.; Fong, J. C. Photoabsorption cross sections of H₂, D₂, N₂, O₂, Ar, Kr, and Xe at the 584-Å line of neutral Helium. *J. Geophys. Res.* **1973**, *78*, 1627-1632.
- Broske, R. Ph.D. Thesis, University of Wuppertal, Germany, 1999.
- Broske, R.; Zabel, F. Kinetics of the gas-phase reaction of BrNO₂ with NO. *J. Phys. Chem. A* **1998**, *102*, 8626-8631.
- Broske, R.; Zabel, F. Thermal decomposition of ClOOCl. *J. Phys. Chem. A* **2006**, *110*, 3280-3288, doi:10.1021/jp0550053.
- Brouwer, L.; Rossi, M. J.; Golden, D. M. Reaction of N₂O₅ with H₂O on carbonaceous surfaces. *J. Phys. Chem.* **1986**, *90*, 4599-4603.
- Brouwer, L.; Troe, J. Shock wave study of the UV spectrum of CF₃I. *Chem. Phys. Lett.* **1981**, *82*, 1-4.
- Brown, A. C.; Canosa-Mas, C. E.; Parr, A. D.; Pierce, J. M. T.; Wayne, R. P. Tropospheric lifetimes of halogenated anaesthetics. *Nature* **1989**, *341*, 635-637.
- Brown, A. C.; Canosa-Mas, C. E.; Parr, A. D.; Rothwell, K.; Wayne, R. P. Tropospheric lifetimes of three compounds for possible replacement of CFC and halons. *Nature* **1990**, *347*, 541-543.
- Brown, A. C.; Canosa-Mas, C. E.; Parr, A. D.; Wayne, R. P. Laboratory studies of some halogenated ethanes and ethers: Measurements of rates of reaction with OH and of infrared absorption cross-sections. *Atmos. Environ.* **1990**, *24A*, 2499-2511.
- Brown, A. C.; Canosa-Mas, C. E.; Wayne, R. P. A kinetic study of the reactions of OH with CH₃I and CF₃I. *Atmos. Environ.* **1990**, *24A*, 361-367, doi:10.1016/0960-1686(90)90115-4.

- Brown, A. C.; Thrush, B. A. E.S.R. studies of the reactions of atomic oxygen and hydrogen with simple hydrocarbons. *Trans. Faraday Soc.* **1967**, *63*, 630-642.
- Brown, D. E.; George, S. M.; Huang, C.; Wong, E. K. L.; Rider, K. B.; Smith, R. S.; Kay, B. D. H₂O condensation coefficient and refractive index for vapor-deposited ice from molecular beam and optical interference measurements. *J. Phys. Chem.* **1996**, *100*, 4988-4995.
- Brown, L. A.; Vaida, V.; Hanson, D. R.; Graham, J. D.; Roberts, J. T. Uptake of chlorine dioxide by model PSCs under stratospheric conditions. *J. Phys. Chem.* **1996**, *100*, 3121-3125.
- Brown, M. A.; Ashby, P. D.; Ogletree, D. F.; Salmeron, M.; Hemminger, J. C. Reactivity of ozone with solid potassium iodide investigated by atomic force microscopy. *J. Phys. Chem. C* **2008**, *112*, 8110-8113, doi:10.1021/jp801620w.
- Brown, M. A.; Newberg, J. T.; Krisch, M. J.; Mun, B. S.; Hemminger, J. C. Reactive uptake of ozone on solid potassium iodide. *J. Phys. Chem. C* **2008**, *112*, 5520-5525, doi:10.1021/jp077225h.
- Brown, R. D. H.; Smith, I. W. M. Absolute rate constants for the reactions O(³P) atoms with HCl and HBr. *Int. J. Chem. Kinet.* **1975**, *7*, 301-315.
- Brown, S. S.; Burkholder, J. B.; Talukdar, R. K.; Ravishankara, A. R. Reaction of hydroxyl radical with nitric acid: Insights into its mechanism. *J. Phys. Chem. A* **2001**, *105*, 1605-1614, doi:10.1021/jp002394m.
- Brown, S. S.; Talukdar, R. K.; Ravishankara, A. R. Rate constants for the reaction OH + NO₂ + M → HNO₃ + M under atmospheric conditions. *Chem. Phys. Lett.* **1999**, *299*, 277-284.
- Brown, S. S.; Talukdar, R. K.; Ravishankara, A. R. Reconsideration of the rate constant for the reaction of hydroxyl radicals with nitric acid. *J. Phys. Chem. A* **1999**, *103*, 3031-3037.
- Brown, S. S.; Wilson, R. W.; Ravishankara, A. R. Absolute intensities for third and fourth overtone absorptions in HNO₃ and H₂O₂ measured by cavity ring down spectroscopy. *J. Phys. Chem. A* **2000**, *104*, 4963-4976, doi:10.1021/jp000439d.
- Brownsword, R. A.; Hillenkamp, M.; Laurent, T.; Vatsa, R. K.; Volpp, H.-R.; Wolfrum, J. Photodissociation dynamics of the chloromethanes at the Lyman- α wavelength (121.6 nm). *J. Chem. Phys.* **1997**, *106*, 1359-1366.
- Brownsword, R. A.; Hillenkamp, M.; Laurent, T.; Vatsa, R. K.; Volpp, H.-R.; Wolfrum, J. Quantum yield for H atom formation in the methane dissociation after photoexcitation at the Lyman- α (121.6 nm) wavelength. *Chem. Phys. Lett.* **1997**, *266*, 259-266.
- Brownsword, R. A.; Hillenkamp, M.; Laurent, T.; Vatsa, R. K.; Volpp, H.-R.; Wolfrum, J. Dynamics of H atom formation in the photodissociation of chloromethanes at 193.3 nm. *J. Phys. Chem. A* **1997**, *101*, 5222-5227.
- Brownsword, R. A.; Hillenkamp, M.; Laurent, T.; Vatsa, R. K.; Volpp, H.-R.; Wolfrum, J. Photodissociation dynamics of the chloromethanes at the Lyman- α wavelength (121.6 nm). *J. Chem. Phys.* **1997**, *106*, 1359-1366.
- Brownsword, R. A.; Hillenkamp, M.; Laurent, T.; Volpp, H.-R.; Wolfrum, J.; Vatsa, R. K.; Yoo, H.-S. H atom formation dynamics in the dissociation of CH₃-CF₂Cl (HCFC-142b) after UV and VUV laser photoexcitation. *J. Chem. Phys.* **1997**, *107*, 779-785.
- Brownsword, R. A.; Schmiechen, P.; Volpp, H.-R.; Upadhyaya, H. P.; Jung, Y. J.; Jung, K.-H. Chlorine atom formation dynamics in the dissociation of CH₃CF₂Cl(HCFC-142b) after UV laser photoexcitation. *J. Chem. Phys.* **1999**, *110*, 11823-11829.
- Brudnik, K.; Jodkowski, J. T.; Nowek, A.; Leszczynski, J. Kinetics of the formation reactions of trichloro- and tribromomethyl hypohalites and alcohols in the gas-phase: Theoretical study *Chem. Phys. Lett.* **2007**, *435*, 194-200, doi:10.1016/j.cplett.2006.12.079.
- Brudnik, K.; Jodkowski, J. T.; Ratajczak, E. Kinetics of the formation reactions of trifluoromethanol and trifluoromethyl hypohalites in the gas phase. *J. Mol. Struct.* **2003**, *656*, 333-339, doi:10.1016/S0022-2860(03)00347-8.
- Brune, W. H.; Schwab, J. J.; Anderson, J. G. Laser magnetic resonance, resonance fluorescence, and resonance absorption studies of the reaction kinetics of O + OH → H + O₂, O + HO₂ → OH + O₂, N + OH → H + NO, and N + HO₂ → products at 300 K between 1 and 5 torr. *J. Phys. Chem.* **1983**, *87*, 4503-4514.
- Brunning, J.; Clyne, M. A. A. Elementary reactions of the SF radical Part 1.-Rate constants for the reactions F + OCS → SF + CO and SF + SF → SF₂ + S. *J. Chem. Soc. Faraday Trans 2* **1984**, *80*, 1001-1014.
- Brunning, J.; Frost, M. J.; Smith, I. W. M. Kinetic measurements on the system: 2NO₂ ⇌ N₂O₄ at (224 ± 2) K using time-resolved infrared laser absorption. *Int. J. Chem. Kinet.* **1988**, *20*, 957-965.
- Brunning, J.; Stief, L. J. Kinetic studies of the reaction of the SO radical with NO₂ and ClO from 210 to 363 K. *J. Chem. Phys.* **1986**, *84*, 4371-4377.
- Brunning, J.; Stief, L. J. Pressure dependence of the absolute rate constant for the reaction Cl + C₂H₂ from 210-361 K. *J. Chem. Phys.* **1985**, *83*, 1005-1009.
- Brunning, J.; Stief, L. J. Rate constant for the reaction SO + BrO → SO₂ + Br. *J. Chem. Phys.* **1986**, *85*, 2591-2594.

- Brust, A. S.; Becker, K. H.; Kleffmann, J.; Wiesen, P. UV absorption cross sections of nitrous acid. *Atmos. Environ.* **2000**, *34*, 13-19.
- Bryukov, M. G.; Dellinger, B.; Knyazev, V. D. Kinetics of the gas-phase reaction of OH with HCl. *J. Phys. Chem. A* **2006**, *110*, 936-943, doi:10.1021/jp053615x.
- Bryukov, M. G.; Knyazev, V. D.; Lomnicki, S. M.; McFerrin, C. A.; Dellinger, B. Temperature-dependent kinetics of the gas-phase reactions of OH with Cl₂, CH₄, and C₃H₈. *J. Phys. Chem. A* **2004**, *108*, 10464-10472, doi:10.1021/jp047340h.
- Bryukov, M. G.; Slagle, I. R.; Knyazev, V. D. Kinetics of reactions of Cl atoms with methane and chlorinated methanes. *J. Phys. Chem. A* **2002**, *106*, 10532-10542, doi:10.1021/jp0257909.
- Bryukov, M. G.; Slagle, I. R.; Knyazev, V. D. Kinetics of reactions of Cl atoms with ethane, chloroethane, and 1,1-dichloroethane. *J. Phys. Chem. A* **2003**, *107*, 6565-6573, doi:10.1021/jp0275138.
- Bryukov, M. G.; Vidrine, R. G.; Dellinger, B. Temperature-dependent kinetics study of the gas-phase reactions of OH with n- and i-propyl bromide. *J. Phys. Chem. A* **2007**, *111*, 6197-6203, doi:10.1021/jp072693c.
- Buben, S. N.; Larin, I. K.; Messineva, N. A.; Trofimova, E. M. Measurement of the rate constant of the reaction I + NO₂ + M → INO₂ + M (M = He, N₂, Ar, O₂). *Kinetika i Kataliz* **1990**, *31*, 973.
- Buben, S. N.; Larin, I. K.; Messineva, N. A.; Trofimova, E. M. Study of processes with participation of atomic iodine: Determination of a constant of atomic iodine reaction rate with ozone in 231-337 K temperature range. *Khim. Fiz.* **1990**, *9*, 116-126.
- Buendía-Atencio, C.; Leyva, V.; González, L. Thermochemistry and UV spectroscopy of alkyl peroxy nitrates. *J. Phys. Chem. A* **2010**, *114*, 9537-9544, doi:10.1021/jp103854y.
- Bulatov, V. P.; Buloyan, A. A.; Cheskis, S. G.; Kozliner, M. Z.; Sarkisov, O. M.; Trostin, A. I. On the reaction of the NH₂ radical with ozone. *Chem. Phys. Lett.* **1980**, *74*, 288-292.
- Bulatov, V. P.; Kozliner, M. Z.; Sarkisov, O. M. Determination of rate constants for the reactions of SH + NO₂ → HSO + NO and HSO + NO₂ → products. *Khim. Fiz.* **1984**, *3*, 1300-1305.
- Bulatov, V. P.; Kozliner, M. Z.; Sarkisov, O. M. Reactions of SH and HSO radicals with nitrogen oxide. *Khim. Fiz.* **1985**, *4*, 1353-1357.
- Bulatov, V. P.; Sarkisov, O. M.; Kozliner, M. Z.; Ergorov, V. G. Mechanism of hydrogen sulfide photooxidation in atmosphere. *Khim. Fiz.* **1986**, *5*, 1031-1036.
- Bulatov, V. P.; Vereschchuk, S. I.; Dzegilenko, F. N.; Sarkisov, O. M.; Khabarov, V. N. Photooxidative conversion of H₂S in the presence of O₂ and NO₂. *Khim. Fiz.* **1990**, *9*, 1214-1223.
- Bullister, J. L.; Wisegarver, D. P. The solubility of carbon tetrachloride in water and seawater. *Deep-Sea Research Part I-Oceanographic Research Papers* **1998**, *45*, 1285-1302.
- Bunkan, A. J.; Liang, C.-H.; Pilling, M. J.; Nielsen, C. J. Theoretical and experimental study of the OH radical reaction with HCN. *Mol. Phys.* **2013**, *111*, 1589-1598, doi:10.1080/00268976.2013.802036.
- Buras, Z. J.; Elsamra, R. M. I.; Green, W. H. Direct determination of the simplest Criegee intermediate (CH₂OO) self reaction rate. *J. Phys. Chem. Lett.* **2014**, *5*, 2224-2228, doi:10.1021/jz5008406.
- Buras, Z. J.; Elsamra, R. M. I.; Jalan, A.; Middaugh, J. E.; Green, W. H. Direct kinetic measurements of reactions between the simplest Criegee intermediate CH₂OO and alkenes. *J. Phys. Chem. A* **2014**, *118*, 1997-2006, doi:10.1021/jp4118985.
- Burkhart, J. F.; Hutterli, M. A.; Bales, R. C. Partitioning of formaldehyde between air and ice at -35°C to -5°C. *Atmos. Environ.* **2002**, *36*, 2157-2163.
- Burkholder, J. B. NO₃ yield in the O(³P) + BrONO₂ reaction. *J. Phys. Chem. A* **2000**, *104*, 6733-6737, doi:10.1021/jp9942926.
- Burkholder, J. B. Rate coefficient for the reaction: Br + Br₂O → Br₂ + BrO. *Int. J. Chem. Kinet.* **1998**, *30*, 571-576.
- Burkholder, J. B. Ultraviolet absorption spectrum of HOCl. *J. Geophys. Res.* **1993**, *98*, 2963-2974.
- Burkholder, J. B., personal communication to the NASA JPL Panel.
- Burkholder, J. B.; Bair, E. J. Potential energy parameters and shapes of the vibrational components of the 345-nm system of chlorine. *J. Phys. Chem.* **1983**, *87*, 1859-1863.
- Burkholder, J. B.; Gilles, M. K.; Gierczak, T.; Ravishankara, A. R. The atmospheric degradation of 1-bromopropane (CH₃CH₂CH₂Br): The photochemistry of bromoacetone. *Geophys. Res. Lett.* **2002**, *29*, 1822, doi:10.1029/2002GL014712.
- Burkholder, J. B.; Hammer, P. D.; Howard, C. J. Product analysis of the OH + NO₂ + M reaction. *J. Phys. Chem.* **1987**, *91*, 2136-2144.
- Burkholder, J. B.; Hammer, P. D.; Howard, C. J.; Goldman, A. Infrared line intensity measurements in the v = 0-1 band of the ClO radical. *J. Geophys. Res.* **1989**, *94*, 2225-2234.
- Burkholder, J. B.; Knight, G.; Orlando, J. J. UV absorption spectrum of BrOCl. *J. Photochem. Photobiol. A: Chem.* **2000**, *134*, 133-137.
- Burkholder, J. B.; Mauldin, R. L.; Yokelson, R. J.; Solomon, S.; Ravishankara, A. R. Kinetic, thermodynamic, and spectroscopic study of Cl₂O₃. *J. Phys. Chem.* **1993**, *97*, 7597-7605.

- Burkholder, J. B.; McKeen, S. A. UV absorption cross sections for SO₃. *Geophys. Res. Lett.* **1997**, *24*, 3201-3204.
- Burkholder, J. B.; Mellouki, A.; Talukdar, R.; Ravishankara, A. R. Rate coefficients for the reaction of OH with HONO between 298 and 373 K. *Int. J. Chem. Kinet.* **1992**, *24*, 711-725.
- Burkholder, J. B.; Mellouki, W.; Fleming, E. L.; George, C.; Heard, D. E.; Jackman, C. H.; Kurylo, M. J.; Orkin, V. L.; Swartz, W. H.; Wallington, T. J. Chapter 3: Evaluation of Atmospheric Loss Processes. In *Lifetimes of Stratospheric Ozone-Depleting Substances, Their Replacements, and Related Species*; Ko, M. K. W., Newman, P. A., Reimann, S., Strahan, S. E., Eds., **2013**, <http://www.sparc-climate.org/publications/sparc-reports/sparc-report-no6/>.
- Burkholder, J. B.; Mills, M.; McKeen, S. Upper limit for the UV absorption cross sections of H₂SO₄. *Geophys. Res. Lett.* **2000**, *27*, 2493-2496.
- Burkholder, J. B.; Orlando, J. J. UV absorption cross-sections of *cis*-BrONO. *Chem. Phys. Lett.* **2000**, *317*, 603-608.
- Burkholder, J. B.; Orlando, J. J.; Howard, C. J. Ultraviolet absorption cross sections of Cl₂O₂ between 210 and 410 nm. *J. Phys. Chem.* **1990**, *94*, 687-695.
- Burkholder, J. B.; Ravishankara, A. R. Rate coefficient for the reaction: O + NO₂ + M → NO₃ + M. *J. Phys. Chem. A* **2000**, *104*, 6752-6757, doi:10.1021/jp000169z.
- Burkholder, J. B.; Ravishankara, A. R.; Solomon, S. UV/visible and IR absorption cross sections of BrONO₂. *J. Geophys. Res.* **1995**, *100*, 16793-16800.
- Burkholder, J. B.; Talukdar, R. K. Temperature dependence of the ozone absorption spectrum over the wavelength range 410 to 760 nm. *Geophys. Res. Lett.* **1994**, *21*, 581-584.
- Burkholder, J. B.; Talukdar, R. K.; Ravishankara, A. R. Temperature dependence of the ClONO₂ UV absorption spectrum. *Geophys. Res. Lett.* **1994**, *21*, 585-588.
- Burkholder, J. B.; Talukdar, R. K.; Ravishankara, A. R.; Solomon, S. Temperature dependence of the HNO₃ UV absorption cross sections. *J. Geophys. Res.* **1993**, *98*, 22937-22948.
- Burkholder, J. B.; Wilson, R. R.; Gierczak, T.; Talukdar, R.; McKeen, S. A.; Orlando, J. J.; Vaghjiani, G. L.; Ravishankara, A. R. Atmospheric fate of CF₃Br, CF₂Br₂, CF₂ClBr, and CF₂BrCF₂Br. *J. Geophys. Res.* **1991**, *96*, 5025-5043.
- Burkholder, J. B.; Wilson, R. R.; Gierczak, T.; Talukdar, R.; McKeen, S. A.; Orlando, J. J.; Vaghjiani, G. L.; Ravishankara, A. R. Atmospheric fate of CF₃Br, CF₂Br₂, CF₂ClBr, and CF₂BrCF₂Br. *J. Geophys. Res.* **1991**, *96*, 5025-5043.
- Burks, T. L.; Lin, M. C. The dynamics of formation of vibrationally excited HF in reactions of O(2¹D₂) atoms with partially fluorinated alkanes. *Int. J. Chem. Kinet.* **1981**, *13*, 977-999.
- Burley, J. D.; Miller, C. E.; Johnston, H. S. Spectroscopy and photoabsorption cross-sections of FNO. *J. Mol. Spectrosc.* **1993**, *158*, 377-391.
- Burnett, M. G. Determination of partition coefficients at infinite dilution by the gas chromatographic analysis of the vapor above dilute solutions. *Anal. Chem.* **1963**, *35*, 1567-1570.
- Burrows, J. P.; Cliff, D. I.; Harris, G. W.; Thrush, B. A.; Wilkinson, J. P. T. Atmospheric reactions of the HO₂ radical studied by laser magnetic-resonance spectroscopy. *Proc. Roy. Soc. Lond. A* **1979**, *368*, 463-481.
- Burrows, J. P.; Cox, R. A. Kinetics of chlorine oxide reactions using modulated photolysis. 4. The reactions Cl + Cl₂O → Cl₂ + ClO and ClO + HO₂ → products studied at 1 atm and 300 K. *J. Chem. Soc. Faraday Trans. 1* **1981**, *77*, 2465-2479.
- Burrows, J. P.; Cox, R. A.; Derwent, R. G. Modulated photolysis of the ozone-water vapour system: Kinetics of the reaction of OH with HO₂. *J. Photochem.* **1981**, *16*, 147-168.
- Burrows, J. P.; Dehn, A.; Deters, B.; Himmelmann, S.; Richter, A.; Voigt, S.; Orphal, J. Atmospheric remote-sensing reference data from GOME: Part 1. Temperature-dependent absorption cross-sections of NO₂ in the 231-794 nm range. *J. Quant. Spectrosc. Radiat. Transfer* **1998**, *60*, 1025-1031.
- Burrows, J. P.; Harris, G. W.; Thrush, B. A. Rates of reaction of HO₂ with HO and O studied by laser magnetic resonance. *Nature* **1977**, *267*, 233-234.
- Burrows, J. P.; Moortgat, G. K.; Tyndall, G. S.; Cox, R. A.; Jenkin, M. E.; Hayman, G. D.; Veyret, B. Kinetics and mechanism of the photooxidation of formaldehyde. 2. Molecular modulation studies. *J. Phys. Chem.* **1989**, *93*, 2375-2382.
- Burrows, J. P.; Richter, A.; Dehn, A.; Deters, B.; Himmelmann, S.; Voigt, S.; Orphal, J. Atmospheric remote-sensing reference data from GOME-2. Temperature-dependent absorption cross sections of O₃ in the 231-794 nm range. *J. Quant. Spectrosc. Radiat. Transfer* **1999**, *61*, 509-517.
- Burrows, J. P.; Tyndall, G. S.; Moortgat, G. K. A study of the N₂O₅ equilibrium between 275 and 315 K and determination of the heat of formation of NO₃. *Chem. Phys. Lett.* **1985**, *119*, 193-198.
- Burrows, J. P.; Tyndall, G. S.; Moortgat, G. K. Absorption spectrum of NO₃ and kinetics of the reactions of NO₃ with NO₂, Cl, and several stable atmospheric species at 298 K. *J. Phys. Chem.* **1985**, *89*, 4848-4856.
- Burrows, J. P.; Tyndall, G. S.; Moortgat, G. K. Photolysis of chlorine nitrate at 254 nm. *J. Phys. Chem.* **1988**, *92*, 4340-4348.

- Burrows, J. P.; Wallington, T. J.; Wayne, R. P. Kinetics of the gas-phase reactions of OH with NO₂ and with NO. *J. Chem. Soc. Faraday Trans. 2* **1983**, *79*, 111-122.
- Burrows, J. P.; Wallington, T. J.; Wayne, R. P. Kinetics of the reaction of OH with ClO. *J. Chem. Soc. Faraday Trans. 2* **1984**, *80*, 957-971.
- Burton, G. R.; Chan, W. F.; Cooper, G.; Brion, C. E. Valence- and inner-shell (Cl 2p, 2s; C 1s) photoabsorption and photoionization of carbon tetrachloride. Absolute oscillator strengths (5-400 eV) and dipole-induced breakdown pathways. *Chem. Phys.* **1994**, *181*, 147-172.
- Busch, G. E.; Mahoney, R. T.; Morse, R. I.; Wilson, K. R. Translational spectroscopy: Cl₂ photodissociation. *J. Chem. Phys.* **1969**, *51*, 449-450.
- Butkovskaya, N. I.; Barnes, I. Model study of the photooxidation of CH₃SO₂SCH₃ at atmospheric pressure: Thermal decomposition of the CH₃SO₂ radical. *Global Atmospheric Change and its Impact on Regional Air Quality, NATO Science Series* **2002**, *16*, 147-152, doi:10.1007/978-94-010-0082-6_22.
- Butkovskaya, N. I.; Kukui, A.; Le Bras, G. Branching fractions for H₂O forming channels of the reaction of OH radicals with acetaldehyde. *J. Phys. Chem. A* **2004**, *108*, 1160-1168, doi:10.1021/jp036740m.
- Butkovskaya, N. I.; Kukui, A.; Pouvesle, N.; Le Bras, G. Formation of nitric acid in the gas-phase HO₂ + NO reaction: Effects of temperature and water vapor. *J. Phys. Chem. A* **2005**, *109*, 6509-6520, doi:10.1021/jp051534v.
- Butkovskaya, N. I.; Kukui, A.; Pouvesle, N.; Le Bras, G. Rate constant and mechanism of the reaction of OH radicals with acetic acid in the temperature range of 229-300 K. *J. Phys. Chem. A* **2004**, *108*, 7021-7026, doi:10.1021/jp048444v.
- Butkovskaya, N. I.; Le Bras, G. Mechanism of the NO₃ + DMS reaction by discharge flow mass spectrometry. *J. Phys. Chem.* **1994**, *98*, 2582-2591, doi:10.1021/j100061a014.
- Butkovskaya, N. I.; Poulet, G.; Le Bras, G. Discharge flow study of the reactions of chlorine and fluorine atoms with dimethyl sulfide. *J. Phys. Chem.* **1995**, *99*, 4536-4543.
- Butkovskaya, N. I.; Pouvesle, N.; Kukui, A.; Mu, Y.; Bras, G. L. Mechanism of the OH-initiated oxidation of hydroxyacetone over the temperature range 236-298 K. *J. Phys. Chem. A* **2006**, *110*, 6833-6843, doi:10.1021/jp056345r.
- Butkovskaya, N. I.; Setser, D. W. Chemical dynamics of the OH and OD radical reactions with H₂S, CH₃SCH₃, and CH₃SH studied by infrared chemiluminescence. *J. Phys. Chem. A* **1998**, *102*, 6395-6405.
- Butkovskaya, N. I.; Setser, D. W. Mechanism for the reaction of hydroxyl radicals with dimethyl disulfide. *Chem. Phys. Lett.* **1999**, *312*, 37-44.
- Butkovskaya, N. I.; Setser, D. W. Product branching fractions and kinetic isotope effects for the reactions of OH and OD radicals with CH₃SH and CH₃SD. *J. Phys. Chem. A* **1999**, *103*, 6921-6929.
- Butkovskaya, N.; Kukui, A.; Le Bras, G. HNO₃ forming channel of the HO₂ + NO reaction as a function of pressure and temperature in the ranges of 72-600 Torr and 223-323 K. *J. Phys. Chem. A* **2007**, *111*, 9047-9053, doi:10.1021/jp074117m.
- Butkovskaya, N.; Rayez, M.-T.; Rayez, J.-C.; Kukui, A.; Le Bras, G. Water vapor effect on the HNO₃ yield in the HO₂ + NO reaction: Experimental and theoretical evidence. *J. Phys. Chem. A* **2009**, *113*, 11327-11342, doi:10.1021/jp811428p.
- Butler, J. V. A.; Ramchandani, C. N.; Thomson, D. W. The solubility of non-electrolytes. Part 1. The free energy of hydration of some aliphatic alcohols. *J. Chem. Soc.* **1935**, 280-285.
- Butler, P. J. D.; Phillips, L. F. Upper limit for the atomic oxygen yield in the 308-nm photolysis of HOCl. *J. Phys. Chem.* **1983**, *87*, 183-184.
- Butler, R.; Solomon, I. J.; Snelson, A. Pressure dependence of the CO + OH rate constant in O₂ + N₂ mixtures. *Chem. Phys. Lett.* **1978**, *54*, 19-24.
- Buxton, G. V.; Salmon, G. A.; Wang, J. The equilibrium NO₃ + Cl⁻ ⇌ NO₃⁻ + Cl: A laser flash photolysis and pulse radiolysis study of the reactivity of NO₃ with chloride ion in aqueous solution. *Phys. Chem. Chem. Phys.* **1999**, *1*, 3589-3593.

C

[Back to Index](#)

- Cacace, F.; de Petris, G.; Pepi, F.; Troiani, A. Experimental detection of hydrogen trioxide. *Science* **1999**, *285*, 81-82.
- Cacciani, M.; di Sarra, A. D.; Fiocco, G.; Amoroso, A. Absolute determination of the cross sections of ozone in the wavelength region 339-355 nm at temperatures 220-293 K. *J. Geophys. Res.* **1989**, *94*, 8485-8490.
- Cachier, H. Carbonaceous Combustion Aerosols. In *Atmospheric Particles*; Harrison, R. M., VanGrieken, R., Eds.; Wiley: New York, **1998**.
- Cadle, R. D.; Powers, J. W. The reaction of O(³P) with acetaldehyde in a fast-flow system. *J. Phys. Chem.* **1967**, *71*, 1702-1706, doi:10.1021/j100865a023.

- Cadle, R. D.; Schadt, C. Kinetics of the gas phase reaction between acetylene and ozone. *J. Chem. Phys.* **1953**, *21*, 163.
- Cadman, P.; Kirk, A. W.; Trotman-Dickenson, A. F. Reactions of chlorine atoms with ethane, propane, isobutane, fluoroethane, 1,1-difluoroethane, 1,1,1-trifluoroethane and cyclopropane. *J. Chem. Soc. Faraday Trans. 1* **1976**, *72*, 1027-1032.
- Cadman, P.; Simons, J. P. Reactions of hot halomethyl radicals. *Trans. Faraday Soc.* **1966**, *62*, 631-641.
- Callear, A. B.; Hedges, R. E. M. Flash spectroscopy with mercury resonance radiation Part 1.-An experimental method with microwave-pulse excitation. *Trans. Faraday Soc.* **1970**, *66*, 605-614.
- Callear, A. B.; Smith, I. W. M. Measurement of the rate parameters for reaction of O(2^3P) with carbon disulphide and olefines, by flash spectroscopy. *Nature* **1967**, *213*, 382-383.
- Caloz, F.; Fenter, F. F.; Tabor, K. D.; Rossi, M. J. Paper I: Design and construction of a Knudsen-cell reactor for the study of heterogeneous reactions over the temperature range 130-750 K: Performances and limitations. *Rev. Sci. Instrum.* **1997**, *68*, 3172-3179, doi:10.1063/1.1148263.
- Caloz, F.; Fentner, F. F.; Rossi, M. J. Heterogeneous kinetics of the uptake of ClONO₂ on NaCl and NaBr. *J. Phys. Chem.* **1996**, *100*, 7494-7501.
- Caloz, F.; Seisel, S.; Fenter, F. F.; Rossi, M. J. Reactivity of BrNO₂ and ClNO₂ with solid alkali salt substrates. *J. Phys. Chem. A* **1998**, *102*, 7470-7479.
- Calvert, J. G.; Atkinson, R.; Kerr, J. A.; Madronich, S.; Moortgat, G. K.; Wallington, T. J.; Yarwood, G. *The Mechanisms of Atmospheric Oxidation of the Alkenes*; Oxford University Press: New York - Oxford, **2000**.
- Calvert, J. G.; Kerr, J. A.; Demerjian, K. L.; McQuigg, R. D. Photolysis of formaldehyde as a hydrogen atom source in the lower stratosphere. *Science* **1972**, *175*, 751-752.
- Calvert, J. G.; Layne, G. S. The photolysis of glyoxal vapor at wave length 3130 Å. *J. Am. Chem. Soc.* **1953**, *75*, 856-859, doi:10.1021/ja01100a027.
- Calvert, J. G.; Madronich, S.; Gardner, E. P.; Davidson, J. A.; Cantrell, C. A.; Shetter, R. E. Mechanism of NO₂ photodissociation in the energy-deficient region at 404.7 nm. *J. Phys. Chem.* **1987**, *91*, 6339-6341, doi:10.1021/j100309a006.
- Calvert, J. G.; Pitts Jr., J. N. In *Photochemistry*; John Wiley & Sons, Inc.: New York, **1966**; pp 368.
- Calvert, J. G.; Pitts, J. N. In *Photochemistry*; John Wiley & Sons, Inc.: New York, **1966**; pp 230-231.
- Calvert, J. G.; Pitts, J. N. *Photochemistry*; John Wiley & Sons, Inc.: New York, **1966**; pp 783.
- Calvert, J. G.; Stockwell, W. R. In *Acid Precipitation: SO₂, NO, NO₂ Oxidation Mechanisms: Atmospheric Considerations*; Ann Arbor Sci. Publishers: Ann Arbor, Michigan, **1983**.
- Cameron, M.; Sivakumaran, V.; Dillon, T. J.; Crowley, J. N. Reaction between OH and CH₃CHO. Part 1. Primary product yields of CH₃ (296 K), CH₃CO (296 K), and H (237-296 K). *Phys. Chem. Chem. Phys.* **2002**, *4*, 3628-3638, doi:10.1039/b202586h.
- Campbell, I. M.; McLaughlin, D. F.; Handy, B. J. Rate constants for reactions of hydroxyl radicals with alcohol vapours at 292 K. *Chem. Phys. Lett.* **1976**, *38*, 362-364.
- Campuzano-Jost, P.; Croce, A. E.; Hippler, H.; Siefke, M.; Troe, J. Kinetic and thermodynamic properties of the F + O₂ reaction system under high pressure and low temperature conditions. *J. Chem. Phys.* **1995**, *102*, 5317-5326.
- Campuzano-Jost, P.; Crowley, J. N. Kinetics of the reaction of OH with HI between 246 and 353 K. *J. Phys. Chem. A* **1999**, *103*, 2712-2719.
- Campuzano-Jost, P.; Williams, M. B.; D'Ottone, L.; Hynes, A. J. Kinetics of the OH-initiated oxidation of isoprene. *Geophys. Res. Lett.* **2000**, *27*, 693-696.
- Campuzano-Jost, P.; Williams, M. B.; D'Ottone, L.; Hynes, A. J. Kinetics and mechanism of the reaction of the hydroxyl radical with *h*₈-isoprene and *d*₈-isoprene: Isoprene absorption cross sections, rate coefficients, and the mechanism of hydroperoxyl radical production. *J. Phys. Chem. A* **2004**, *108*, 1537-1551, doi:10.1021/jp0363601.
- Camy-Peyret, C.; Flaud, J.-M.; Mandin, J.-Y.; Chevillard, J.-P.; Brault, J.; Ramsay, D. A.; Vervloet, M.; Chauville, J. The high-resolution spectrum of water vapor between 16500 and 25250 cm⁻¹. *J. Mol. Spectrosc.* **1985**, *113*, 208-228.
- Cannon, B. D.; Robertshaw, J. S.; Smith, I. W. M.; Williams, M. D. A time-resolved LIF study of the kinetics of OH(*v*=0) and OH(*v*=1) with HCl and HBr. *Chem. Phys. Lett.* **1984**, *105*, 380-385.
- Canosa-Mas, C. E.; Carr, S.; King, M. D.; Shallcross, D. E.; Thompson, K. C.; Wayne, R. P. A kinetic study of the reactions of NO₃ with methyl vinyl ketone, methacrolein, acrolein, methyl acrylate and methyl methacrylate. *Phys. Chem. Chem. Phys.* **1999**, *1*, 4195-4202, doi:10.1039/a904613e.
- Canosa-Mas, C. E.; Cotter, E. S. N.; Duffy, J.; Thompson, K. C.; Wayne, R. P. The reactions of atomic chlorine with acrolein, methacrolein, and methyl vinyl ketone. *Phys. Chem. Chem. Phys.* **2001**, *3*, 3075-3084, doi:10.1039/b101434j.

- Canosa-Mas, C. E.; Dillon, R. J.; Sidebottom, H.; Thompson, K. C.; Wayne, R. P. A study of the OH-initiated oxidation of chlorinated ethenes in the gas phase. *Phys. Chem. Chem. Phys.* **2001**, *3*, 542-550, doi:10.1039/b005392i.
- Canosa-Mas, C. E.; Fowles, M.; Houghton, P. J.; Wayne, R. P. Absolute absorption cross-section measurements on NO₃ Evaluation of the titration of NO₃ by NO in the determination of absolute concentrations. *J. Chem. Soc. Faraday Trans. 2* **1987**, *83*, 1465-1474.
- Canosa-Mas, C. E.; Hutton-Squire, H. R.; King, M. D.; Stewart, D. J.; Thompson, K. C.; Wayne, R. P. Laboratory kinetic studies of the reactions of Cl atoms with species of biogenic origin: Δ³-carene, isoprene, methacrolein and methyl vinyl ketone. *J. Atmos. Chem.* **1999**, *34*, 163-170, doi:10.1023/A:1006214423298.
- Canosa-Mas, C. E.; Smith, S. J.; Toby, S.; Wayne, R. P. Laboratory studies of the reactions of the nitrate radical with chloroform, methanol, hydrogen chloride and hydrogen bromide. *J. Chem. Soc. Faraday Trans. 2* **1989**, *85*, 709-725.
- Canosa-Mas, C. E.; Smith, S. J.; Toby, S.; Wayne, R. P. Laboratory studies of the reactions of the nitrate radical with chloroform, methanol, hydrogen chloride and hydrogen bromide. *J. Chem. Soc. Faraday Trans. 2* **1989**, *85*, 709-725.
- Canosa-Mas, C.; Flugge, M. L.; Shah, D.; Vipond, A.; Wayne, R. P. Kinetics of the reactions of IO with HO₂ and O(³P). *J. Atmos. Chem.* **1999**, *34*, 153-162, doi:10.1023/a:1006262306459.
- Canosa-Mas, C.; Smith, S. J.; Toby, S.; Wayne, R. P. Reactivity of the nitrate radical towards alkynes and some other molecules. *J. Chem. Soc. Faraday Trans. 2* **1988**, *84*, 247-262.
- Cantrell, C. A.; Davidson, J. A.; Busarow, K. L.; Calvert, J. G. The CH₃CHO-NO₃ reaction and possible nighttime PAN generation. *J. Geophys. Res.* **1986**, *91*, 5347-5353.
- Cantrell, C. A.; Davidson, J. A.; McDaniel, A. H.; Shetter, R. E.; Calvert, J. G. The equilibrium constant for N₂O₅ ⇌ NO₂ + NO₃: Absolute determination by direct measurement from 243 to 397 K. *J. Chem. Phys.* **1988**, *88*, 4997-5006.
- Cantrell, C. A.; Davidson, J. A.; McDaniel, A. H.; Shetter, R. E.; Calvert, J. G. Temperature-dependent formaldehyde cross sections in the near-ultraviolet spectral region. *J. Phys. Chem.* **1990**, *94*, 3902-3908.
- Cantrell, C. A.; Davidson, J. A.; Shetter, R. E.; Anderson, B. A.; Calvert, J. G. The temperature invariance of the NO₃ absorption cross section in the 662-nm region. *J. Phys. Chem.* **1987**, *91*, 5858-5863, doi:10.1021/j100307a009.
- Cantrell, C. A.; Shetter, R. E.; Calvert, J. G. Branching ratios for the O(¹D) + N₂O reaction. *J. Geophys. Res.* **1994**, *99*, 3739-3743.
- Cantrell, C. A.; Shetter, R. E.; Calvert, J. G.; Tyndall, G. S.; Orlando, J. J. Measurement of rate coefficients for the unimolecular decomposition of N₂O₅. *J. Phys. Chem.* **1993**, *97*, 9141-9148.
- Cantrell, C. A.; Shetter, R. E.; McDaniel, A. H.; Calvert, J. G. The rate coefficient for the reaction NO₂ + NO₃ → NO + NO₂ + O₂ from 273 to 313 K. *J. Geophys. Res.* **1990**, *95*, 20531-20537.
- Cantrell, C. A.; Shetter, R. E.; McDaniel, A. J.; Calvert, J. G.; Davidson, J. A.; Lowe, D. C.; Tyler, S. C.; Cicerone, R. J.; Greenberg, J. P. Carbon kinetic isotope effect in the oxidation of methane by the hydroxyl radical. *J. Geophys. Res.* **1990**, *95*, 22455-22462.
- Cantrell, C. A.; Stockwell, W. R.; Anderson, L. G.; Busarow, K. L.; Perner, D.; Schmeltekopf, A.; Calvert, J. G.; Johnston, H. S. Kinetic study of the NO₃-CH₂O reaction and its possible role in nighttime tropospheric chemistry. *J. Phys. Chem.* **1985**, *89*, 139-146, doi:10.1021/j100247a031.
- Cantrell, C. A.; Zimmer, A.; Tyndall, G. S. Absorption cross sections for water vapor from 183 to 193 nm. *Geophys. Res. Lett.* **1997**, *24*, 2195-2198, 2687 (Erratum).
- Cao, J.; Wang, W.; Zhang, Y.; Wang, W.; Zhang, T.; Lv, J.; Li, C. Computational study on the reaction of CH₃SCH₂CH₃ with OH radical: mechanism and enthalpy of formation. *Theor. Chem. Acc.* **2011**, *129*, 771-780, doi:10.1007/s00214-011-0934-8.
- Cappa, C. D.; Drisdell, W. S.; Smith, J. D.; Saykally, R. J.; Cohen, R. C. Isotope fractionation of water during evaporation without condensation. *J. Phys. Chem. B* **2005**, *109*, 24391-24400, doi:10.1021/jp0539066.
- Cappa, C. D.; Kuipers, S. E.; Roberts, J. M.; Gilbert, A. S.; Elrod, M. J. Product identification and kinetics of reactions of HCl with HNO₃/H₂SO₄/H₂O solutions. *J. Phys. Chem. A* **2000**, *104*, 4449-4457, doi:10.1021/jp992666p.
- Cappa, C. D.; Lovejoy, E. R.; Ravishankara, A. R. Evidence for liquid-like and nonideal behavior of a mixture of organic aerosol components. *Proc. Nat. Acad. Sci.* **2008**, *105*, 18687-18691, doi:10.1073/pnas.0802144105.
- Caralp, F., M-T. Rayez, W. Forst, N. Gomez, B. Delcroix, D. Fitschen and P. Devolder Kinetic and mechanistic study of the pressure and temperature dependence of the reaction CH₃O + NO. *J. Chem. Soc. Faraday Trans.* **1998**, *94*, 3321-3330.
- Caralp, F.; Lesclaux, R. Rate constant for the reaction of the CFC1₂ radical with oxygen in the pressure range 0.2-12 Torr at 298 K. *Chem. Phys. Lett.* **1983**, *102*, 54-58.

- Caralp, F.; Lesclaux, R.; Dognon, A. M. Kinetics of the reaction of CF₃ with O₂ over the temperature range 233-373 K. *Chem. Phys. Lett.* **1986**, *129*, 433-438.
- Caralp, F.; Lesclaux, R.; Rayez, M. T.; Rayez, J.-C.; Forst, W. Kinetics of the combination reactions of chlorofluoromethylperoxy radicals with NO₂ in the temperature range 233-373 K. *J. Chem. Soc. Faraday Trans. 2* **1988**, *84*, 569-585.
- Carl, S. A. A highly sensitive method for time-resolved detection of O(¹D) applied to precise determination of absolute O(¹D) reaction rate constants and O(³P) yields. *Phys. Chem. Chem. Phys.* **2005**, *7*, 4051-4053, doi:10.1039/b513576c.
- Carleton, K. J.; Kessler, W. J.; Marinelli, W. J. H + O₂ + M (= N₂, H₂O, Ar) three-body rate coefficients at 298-750 K. *J. Phys. Chem.* **1993**, *97*, 6412-6417.
- Carlos-Cuellar, S.; Li, P.; Christensen, A. P.; Krueger, B. J.; Burrichter, C.; Grassian, V. H. Heterogeneous uptake kinetics of volatile organic compounds on oxide surfaces using a Knudsen cell reactor: Adsorption of acetic acid, formaldehyde, and methanol on α-Fe₂O₃, α-Al₂O₃, and SiO₂. *J. Phys. Chem. A* **2003**, *107*, 4250-4261, doi:10.1021/jp0267609.
- Carnovale, F.; Tseng, R.; Brion, C. E. Absolute oscillator strengths for the photoabsorption and partial photoionisation of hydrogen fluoride. *J. Phys. B: At. Mol. Phys.* **1981**, *14*, 4771-4785.
- Carnovale, F.; White, M. G.; Brion, C. E. Absolute dipole oscillator strengths for photoabsorption and photoionization of carbon disulfide. *J. Electron Spectrosc. Relat. Phenom.* **1981**, *24*, 63-76.
- Carpenter, L. J.; MacDonald, S. M.; Shaw, M. D.; Kumar, R.; Saunders, R. W.; Parthipan, R.; Wilson, J.; Plane, J. M. C. Atmospheric iodine levels influenced by sea surface emissions of inorganic iodine. *Nature Geosci.* **2013**, *6*, 108-111, doi:10.1038/NNGEO1687.
- Carr, S. A.; Baeza-Romero, M. T.; Blitz, M. A.; Price, B. J. S.; Seakins, P. W. Ketone photolysis in the presence of oxygen: A useful source of OH for flash photolysis kinetics experiments. *Int. J. Chem. Kinet.* **2008**, *40*, 504-514, doi:10.1002/kin.20330.
- Carr, S.; Heard, D. E.; Blitz, M. A. Comment on "Atmospheric hydroxyl radical production from electronically excited NO₂ and H₂O". *Science* **2009**, *324*, 336b, doi:10.1126/science.1166669.
- Carr, S.; Shallcross, D. E.; Canosa-Mas, C. E.; Wenger, J. C.; Sidebottom, H. W.; Treacy, J. J.; Wayne, R. P. A kinetic and mechanistic study of the gas-phase reactions of OH radicals and Cl atoms with some halogenated acetones and their atmospheric implications. *Phys. Chem. Chem. Phys.* **2003**, *5*, 3874-3883, doi:10.1039/b304298g.
- Carroll, J. J.; Slupsky, J. D.; Mather, A. E. The solubility of carbon dioxide in water at low pressure. *J. Phys. Chem. Ref. Data* **1991**, *20*, 1201-1209.
- Carslaw, K. S.; Clegg, S. L.; Brimblecombe, P. A thermodynamic model of the system HCl-HNO₃-H₂SO₄-H₂O, including solubilities of HBr, from <200 to 328 K. *J. Phys. Chem.* **1995**, *99*, 11557-11574.
- Carslaw, K. S.; Peter, T. Uncertainties in reactive uptake coefficients for solid stratospheric particles-1. Surface chemistry. *Geophys. Res. Lett.* **1997**, *24*, 1743-1746.
- Carslaw, K. S.; Peter, T.; Clegg, S. L. Modeling the composition of liquid stratospheric aerosols. *Rev. Geophys.* **1997**, *35*, 125-154.
- Carson, A. S.; Laye, P. G.; Pendley, J. B.; Welsby, A. M. The enthalpies of formation of iodomethane, diiodomethane, triiodomethane, and tetraiodomethane by rotating combustion calorimetry. *J. Chem. Thermo.* **1993**, *25*, 261-269.
- Carstens, T.; Wunderlich, C.; Schurath, U. "Proceedings EUROTRAC Symposium '96", 1996, Southampton, U. K.
- Carter, R. O.; Andrews, L. Matrix spectroscopic studies of chlorine atom-ozone reaction products. *J. Phys. Chem.* **1981**, *85*, 2351-2354, doi:10.1021/j150616a011.
- Carter, R. T.; Hallou, A.; Huber, J. R. Photodissociation of ClNO₂ at 235 nm. *Chem. Phys. Lett.* **1999**, *310*, 166-172.
- Casavecchia, P.; Buss, R. J.; Sibener, S. J.; Lee, Y. T. A crossed molecular beam study of the O(¹D₂) + CH₄ reaction. *J. Chem. Phys.* **1980**, *73*, 6351-6352, doi:10.1063/1.440102.
- Castleman, A. W.; Davis, R. E.; Munkelwitz, H. R.; Tang, I. N.; Wood, W. P. Kinetics of association reactions pertaining to H₂SO₄ aerosol formation. *Int. J. Chem. Kinet.* **1975**, *Symp. 1*, 629-640.
- Catoire, V.; Lesclaux, R.; Lightfoot, P. D.; Rayez, M.-T. Kinetic study of the reactions of CH₂ClO₂ with itself and with HO₂, and theoretical study of the reactions of CH₂ClO, between 251 and 600 K. *J. Phys. Chem.* **1994**, *98*, 2889-2898, doi:10.1021/j100062a027.
- Catoire, V.; Lesclaux, R.; Schneider, W. F.; Wallington, T. J. Kinetics and mechanisms of the self-reactions of CCl₃O₂ and CHCl₂O₂ radicals and their reactions with HO₂. *J. Phys. Chem.* **1996**, *100*, 14356-14371.
- Cattell, F. C.; Cavanagh, J.; Cox, R. A.; Jenkin, M. E. A kinetics study of reactions of HO₂ and C₂H₅O₂ using diode laser absorption spectroscopy. *J. Chem. Soc. Faraday Trans. 2* **1986**, *82*, 1999-2018.
- Cattell, F. C.; Cox, R. A. Pressure dependence of the reactions of HO₂ with Cl and ClO. *J. Chem. Soc. Faraday Trans. 2* **1986**, *82*, 1413-1426.
- Causley, G. C.; Russell, B. R. The vacuum ultraviolet absorption spectra of the group IVA tetrachlorides. *J. Electron Spectrosc. Relat. Phenom.* **1977**, *11*, 383-397.

- Causley, G. C.; Russell, B. R. Vacuum ultraviolet absorption spectra of the bromomethanes. *J. Chem. Phys.* **1975**, *62*, 848-857.
- Cavalli, F.; Glasius, M.; Hjorth, J.; Rindone, B.; Jensen, N. R. Atmospheric lifetimes, infrared spectra and degradation products of a series of hydrofluoroethers. *Atmos. Environ.* **1998**, *32*, 3767-3773.
- Chaix, L.; Allanic, A.; Rossi, M. J. Heterogeneous chemistry of HOBr on different types of ice and on ice doped with HCl, HBr, and HNO₃ at 175 K < T < 125 K. *J. Phys. Chem. A* **2000**, *104*, 7268-7277, doi:10.1021/jp001018z.
- Chan, W. F.; Cooper, G.; Brion, C. E. Discrete and continuum photoabsorption oscillator-strengths for the electronic spectrum of nitrous oxide (5.5-203 eV). *Chem. Phys.* **1994**, *180*, 77-88.
- Chan, W. F.; Cooper, G.; Brion, C. E. The electronic spectrum of water in the discrete and continuum regions. Absolute optical oscillator strengths for photoabsorption (6–200 eV). *Chem. Phys.* **1993**, *178*, 387-401.
- Chan, W. H.; Uselman, W. M.; Calvert, J. G.; Shaw, J. H. The pressure dependence of the rate constant for the reaction: HO + CO → H + CO₂. *Chem. Phys. Lett.* **1977**, *45*, 240-244.
- Chang, J. S.; Baldwin, A. C.; Golden, D. M. An explanation of the preferential formation of less stable isomers in three-body reactions: Cl + NO₂ + M; ClO + NO₂ + M. *J. Chem. Phys.* **1979**, *71*, 2021-2024.
- Chang, J. S.; Barker, J. R. Reaction rate and products for the reaction O(³P) + H₂CO. *J. Phys. Chem.* **1979**, *83*, 3059-3064, doi:10.1021/j100487a001.
- Chang, J. S.; Barker, J. R.; Davenport, J. E.; Golden, D. M. Chlorine nitrate photolysis by a new technique: Very low pressure photolysis. *Chem. Phys. Lett.* **1979**, *60*, 385-390.
- Chang, J. S.; Kaufman, F. Kinetics of the reactions of hydroxyl radicals with some halocarbons: CHFCl₂, CHF₂Cl, CH₃CCl₃, C₂HCl₃, and C₂Cl₄. *J. Chem. Phys.* **1977**, *66*, 4989-4994.
- Chang, J. S.; Kaufman, F. Upper limits of the rate constants for the reactions of CFCl₃ (F-11), CF₂Cl₂ (F-12), and N₂O with OH. Estimates of corresponding lower limits to their tropospheric lifetimes. *Geophys. Res. Lett.* **1977**, *4*, 192-194.
- Chang, J. S.; Trevor, P. L.; Barker, J. R. O(³P) + HOONO₂ → Products: Temperature-dependent rate constant. *Int. J. Chem. Kinet.* **1981**, *13*, 1151-1161.
- Chang, P.-F.; Wang, T. T.; Niann, S. W.; Hwang, Y.-L.; Lee, Y.-P. Temperature dependence of rate coefficients of reactions of NO₂ with CH₃S and C₂H₅S. *J. Phys. Chem. A* **2000**, *104*, 5525-5529, doi:10.1021/jp000294a.
- Chang, W.-K.; Criddle, C. S. Biotransformation of HCFC-22, HCFC-142b, HCFC-123, and HFC-134a by methanotropic mixed culture MM1. *Biodegradation* **1995**, *6*, 2-9.
- Chao, W.; Hsieh, J.-T.; Chang, C.-H.; Lin, J. J.-M. Direct kinetic measurement of the reaction of the simplest Criegee intermediate with water vapor. *Science* **2015**, *347*, 751-754, doi:10.1126/science.1261549.
- Chao, J.; Rodgers, A. S.; Wilhoit, R. C.; Zwolinski, B. J. Ideal gas thermodynamic properties of six chloroethanes. *J. Phys. Chem. Ref. Data* **1974**, *3*, 141-162.
- Chao, J.; Wilhoit, R. C.; Zwolinski, B. J. Gas phase chemical equilibrium in dinitrogen trioxide and dinitrogen tetroxide. *Thermochim. Acta* **1974**, *10*, 359-371.
- Chao, J.; Wilhoit, R. C.; Zwolinski, B. J. Ideal gas thermodynamic properties of ethane and propane. *J. Phys. Chem. Ref. Data* **1973**, *2*, 427-437.
- Chao, J.; Wilhoit, R. C.; Zwolinski, B. J. *Thermochim. Acta* **1974**, *10*, 361-371.
- Chao, J.; Zwolinski, B. J. Ideal gas thermodynamic properties of ethylene and propylene. *J. Phys. Chem. Ref. Data* **1975**, *4*, 251-261.
- Chao, J.; Zwolinski, B. J. Ideal gas thermodynamic properties of methanoic and ethanoic acids. *J. Phys. Chem. Ref. Data* **1978**, *7*, 363-377.
- Chapman, C. J.; Wayne, R. P. The reaction of atomic oxygen and hydrogen with nitric acid. *Int. J. Chem. Kinet.* **1974**, *6*, 617-630.
- Chase, M. W. NIST-JANAF thermochemical tables for the bromine oxides. *J. Phys. Chem. Ref. Data* **1996**, *25*, 1069-1111.
- Chase, M. W. NIST-JANAF thermochemical tables for the iodine oxides. *J. Phys. Chem. Ref. Data* **1996**, *25*, 1297-1340.
- Chase, M. W. NIST-JANAF thermochemical tables for the oxygen fluorides. *J. Phys. Chem. Ref. Data* **1996**, *25*, 551-603.
- Chase, M. W. NIST-JANAF thermochemical tables. *J. Phys. Chem. Ref. Data* **1998**, *Monograph 9*.
- Chasovnikov, S. A.; Chichinin, A. I.; Krasnoperov, L. N. Time-resolved LMR study on the reactions of Cl atoms in the ground (²P_{3/2}) and excited (²P_{1/2}) spin-orbital states with ClNO. *Chem. Phys.* **1987**, *116*, 91-99.
- Chatha, J. P. S.; Arora, P. K.; Raja, N.; Kulkarni, P. B.; Vohra, K. G. Collisional deactivation of O₂(¹Σ_g⁺). *Int. J. Chem. Kinet.* **1979**, *11*, 175-185.
- Cheah, C. T.; Clyne, M. A. A. Reactions forming electronically-excited free radicals Part 2.-Formation of N⁴S, N²D and N²P atoms in the H + NF₂ reaction, and N atom reactions. *J. Chem. Soc. Faraday Trans. II* **1980**, *76*, 1543-1560.

- Cheema, S. A.; Holbrook, K. A.; Oldershaw, G. A.; Walker, R. W. Kinetics and mechanism associated with the reactions of hydroxyl radicals and of chlorine atoms with 1-propanol under near-tropospheric conditions between 273 and 343 K. *Int. J. Chem. Kinet.* **2002**, *34*, 110-121, doi:10.1002/kin.10027.
- Chegodayev, P. P.; Tubikov, B. I. *Dokl. Akad. Nauk. SSSR* **1973**, *210*, 647-649.
- Chen, F. Z.; Wu, C. Y. R. High, room and low temperature photoabsorption cross sections of CS₂ in the 1800 - 2300 Å region. *Geophys. Res. Lett.* **1995**, *22*, 2131-2134, doi:10.1029/95GL01898.
- Chen, F. Z.; Wu, C. Y. R. Temperature-dependent photoabsorption cross sections in the VUV-UV region. I. Methane and ethane. *J. Quant. Spectrosc. Radiat. Transfer* **2004**, *85*, 195-209, doi:10.1016/S0022-4073(03)00225-5.
- Chen, F.; Freedman, D. L.; Falta, R. W.; Murdoch, L. C. Henry's law constants of chlorinated solvents at elevated temperatures. *Chemosphere* **2012**, *86*, 156-165, doi:10.1016/j.chemosphere.2011.10.004.
- Chen, H. L.; Trainor, D. W.; Center, R. E.; Fyfe, W. T. A flash photolysis, infrared chemiluminescence study of the rate constant for the recombination reaction F + O₂ + M. *J. Chem. Phys.* **1977**, *66*, 5513-5519.
- Chen, H.-b.; Thweatt, W. D.; Wang, J.; Glass, G. P.; Curl, R. F. IR kinetic spectroscopy investigation of the CH₄ + O(¹D) reaction. *J. Phys. Chem. A* **2005**, *109*, 2207-2216, doi:10.1021/jp045521d.
- Chen, H.-Y., C-Y Lien, W-Y Lin, Y.T. Lee, and J.J. Lin UV absorption cross sections of ClOOCl are consistent with ozone degradation models. *Science* **2009**, *324*, 781-784, doi:10.1126/science.1171305.
- Chen, J.; Catoire, V.; Niki, H. Mechanistic study of the BrCH₂O radical degradation in 700 Torr air. *Chem. Phys. Lett.* **1995**, *245*, 519-528.
- Chen, J.; Young, V.; Zhu, T.; Niki, H. Long path Fourier transform infrared spectroscopic study of the reactions of CF₃OO and CF₃O radicals with NO₂. *J. Phys. Chem.* **1993**, *97*, 11696-11698.
- Chen, J.; Zhu, T.; Niki, H. FTIR spectroscopic study of the reaction of CF₃O with NO: Evidence for CF₃O + NO → CF₂O + FNO. *J. Phys. Chem.* **1992**, *96*, 6115-6117.
- Chen, J.; Zhu, T.; Niki, H.; Mains, G. J. Long path FTIR spectroscopic study of the reactions of CF₃O radicals with ethane and propane. *Geophys. Res. Lett.* **1992**, *19*, 2215-2218.
- Chen, K. S.; Cheng, S. S.; Lee, Y. P. Reaction dynamics of Cl+H₂S: Rotational and vibrational distribution of HCl probed with time-resolved Fourier-transform spectroscopy. *J. Chem. Phys.* **2003**, *119*, 4229-4236, doi:10.1063/1.1592508.
- Chen, L.; Fukuda, F.; Takenaka, N.; Bandow, H.; Maeda, Y. Kinetics of the gas-phase reaction of CF₃CF₂CH₂OH with OH radicals and its atmospheric lifetime. *Int. J. Chem. Kinet.* **2000**, *25*, 73-78.
- Chen, L.; Kutsuna, S.; Nohara, K.; Takeuchi, K.; Ibusuki, T. Kinetics and mechanisms for the reactions of CF₃OCH₃ and CF₃OC(O)H with OH radicals using an environmental reaction chamber. *J. Phys. Chem. A* **2001**, *105*, 10854-10859, doi:10.1021/jp010137r.
- Chen, L.; Kutsuna, S.; Tokuhashi, K.; Sekiya, A. Kinetics and mechanisms of CF₃CHFOCH₃, CF₃CHFOC(O)H, and FC(O)OCH₃ reactions with OH radicals. *J. Phys. Chem. A* **2006**, *110*, 12845-12851, doi:10.1021/jp064917h.
- Chen, L.; Kutsuna, S.; Tokuhashi, K.; Sekiya, A. Kinetics study of the gas-phase reactions of CHF₂CF₂OCHF₂ and CF₃CHF₂OCH₂CF₂CF₃ with OH radicals at 253-328 K. *Chem. Phys. Lett.* **2005**, *403*, 180-184, doi:10.1016/j.cplett.2005.01.002.
- Chen, L.; Kutsuna, S.; Tokuhashi, K.; Sekiya, A. New technique for generating high concentrations of gaseous OH radicals in relative rate measurements. *Int. J. Chem. Kinet.* **2003**, *35*, 317-325, doi:10.1002/kin.10133.
- Chen, L.; Kutsuna, S.; Tokuhashi, K.; Sekiya, A.; Takeuchi, K.; Ibusuki, T. Kinetics for the gas-phase reactions of OH radicals with the hydrofluoroethers CH₂FCF₂OCHF₂, CHF₂CF₂OCH₂CF₃, CF₃CHF₂OCH₂CF₃, and CF₃CHF₂OCH₂CF₂CHF₂ at 268-308 K. *Int. J. Chem. Kinet.* **2003**, *35*, 239-245.
- Chen, L.; Kutsuna, S.; Tokuhashi, K.; Sekiya, A.; Tamai, R.; Hibino, Y. Kinetics and mechanism of (CF₃)₂CHOCH₃ reaction with OH radicals in an environmental reaction chamber. *J. Phys. Chem. A* **2005**, *109*, 4766-4771, doi:10.1021/jp050491f.
- Chen, L.; Takenaka, N.; Bandow, H.; Maeda, Y. Henry's law constants for C₂-C₃ fluorinated alcohols and their wet deposition in the atmosphere. *Atmos. Environ.* **2003**, *37*, 4817-4822, doi:10.1016/j.atmosenv.2003.08.002.
- Chen, L.; Tokuhashi, K.; Kutsuna, S.; Sekiya, A.; Yonei, Y.; Yamamoto, A. Kinetic study of the gas-phase reaction of CF₃CHF₂CH₂OH with OH radicals at 230-430 K. *Chem. Phys. Lett.* **2003**, *382*, 277-282, doi:10.1016/j.cplett.2003.09.162.
- Chen, L.; Uchimaru, T.; Kutsuna, S.; Tokuhashi, K.; Sekiya, A. Kinetics of the gas-phase reactions of CHX=CFX (X = H, F) with OH (253-328 K) and NO₃ (298 K) radicals and O₃ (236-308 K). *Int. J. Chem. Kinet.* **2010**, *42*, 619-628, doi:10.1002/kin.20506.
- Chen, M. C.; Taylor, H. A. Reactions of nitrogen atoms with ozone. *J. Chem. Phys.* **1961**, *34*, 1344-1347.
- Chen, S. S.; Rodgers, A. S.; Chao, J.; Wilhoit, R. C.; Zwolinski, B. J. Ideal gas thermodynamic properties of six fluoroethanes. *J. Phys. Chem. Ref. Data* **1975**, *4*, 441-456.
- Chen, S. S.; Wilhoit, R. C.; Zwolinski, B. J. Ideal gas properties of six chlorofluoromethanes. *J. Phys. Chem. Ref. Data* **1976**, *5*, 571-580.

- Chen, X.; Wu, F.; Weiner, B. R. Internal energy distributions of the SO(X $^3\Sigma$) product from the O(3P) + OCS reaction. *Chem. Phys. Lett.* **1995**, *247*, 313-320.
- Chen, Y.; Rauk, A.; Tschuikow-Roux, E. Structures, barriers for internal rotation, vibrational frequencies, and thermodynamic functions of CH₂FCH₂, CHF₂CH₂, and CF₃CH₂ radicals: An *ab initio* study. *J. Chem. Phys.* **1990**, *93*, 6620-6629.
- Chen, Y.; Rauk, A.; Tschuikow-Roux, E. Structures, barriers for internal rotation, vibrational frequencies, and thermodynamic functions of CH₂FCHF, CHF₂CHF, and CF₃CHF radicals: An *ab initio* study. *J. Chem. Phys.* **1991**, *94*, 7299-7310.
- Chen, Y.; Rauk, A.; Tschuikow-Roux, E. Structures, barriers for rotation and inversion, vibrational frequencies, and thermodynamic functions of ethyl, α -fluoroethyl, and α -difluoroethyl radicals: An *ab initio* study. *J. Chem. Phys.* **1990**, *93*, 1187-1195.
- Chen, Y.; Wang, W.; Zhu, L. Wavelength-dependent photolysis of methylglyoxal in the 290-440 nm region. *J. Phys. Chem. A* **2000**, *104*, 11126-11131, doi:10.1021/jp002262t.
- Chen, Y.; Zhu, L. The wavelength dependence of the photodissociation of propionaldehyde in the 280-330 nm region. *J. Phys. Chem. A* **2001**, *105*, 9689-9696, doi:10.1021/jp011445s.
- Chen, Y.; Zhu, L. Wavelength-dependent photolysis of glyoxal in the 290-420 nm region. *J. Phys. Chem. A* **2003**, *107*, 4643-4651, doi:10.1021/jp022440d.
- Chen, Y.; Zhu, L.; Francisco, J. S. Wavelength-dependent photolysis of *n*-butyraldehyde and *i*-butyraldehyde in the 280-330-nm region. *J. Phys. Chem. A* **2002**, *106*, 7755-7763, doi:10.1021/jp014544e.
- Chen, Z.; Hamilton, T. P. *Ab initio* study of pernitric acid: Comparison with experimental spectra. *J. Phys. Chem.* **1996**, *100*, 15731-15734.
- Cheng, B. M.; Chung, C.-Y.; Bahou, M.; Lee, Y.-P.; Lee, L. C. Quantitative spectral analysis of HCl and DCl in 120–220 nm: Effects of singlet–triplet mixing. *J. Chem. Phys.* **2002**, *117*, 4293-4298, doi:10.1063/1.1496476.
- Cheng, B.-M.; Chung, C.-Y.; Bahou, M.; Lee, Y.-P.; Lee, L. C.; van Harreveld, R.; van Hemert, M. C. Quantitative spectroscopic and theoretical study of the optical absorption spectra of H₂O, HOD, and D₂O in the 125–145 nm region. *J. Chem. Phys.* **2004**, *120*, 224-229, doi:10.1063/1.1630304.
- Cheng, B.-M.; Lee, Y.-P. Rate constant of OH + OCS reaction over the temperature range 255-483 K. *Int. J. Chem. Kinet.* **1986**, *18*, 1303-1314.
- Cheskis, S. G.; Iogansen, A. A.; Sarkisov, O. M.; Titov, A. A. Laser photolysis of ozone in the presence of ammonia. Formation and decay of vibrationally excited NH₂ radicals. *Chem. Phys. Lett.* **1985**, *120*, 45-49.
- Cheskis, S. G.; Sarkisov, O. M. Flash photolysis of ammonia in the presence of oxygen. *Chem. Phys. Lett.* **1979**, *62*, 72-76.
- Chesnokov, E. N. Application of IR-chemiluminescence method for determination of rate constants of bimolecular reactions which are not leading to the formation of excited products. *Khim. Fiz.* **1991**, *10*, 204-212.
- Cheung, A. S. C.; Yoshino, K.; Esmond, J. R.; Chiu, S. S. L.; Freeman, D. E.; Parkinson, W. H. Predissociation linewidths of the (1,0)-(12,0) Schumann-Runge absorption bands of O₂ in the wavelength region 179-202 nm. *J. Chem. Phys.* **1990**, *92*, 842-849.
- Cheung, A. S. C.; Yoshino, K.; Freeman, D. E.; Friedman, R. S.; Dalgarno, A.; Parkinson, W. H. The Schumann-Runge absorption bands of ¹⁶O¹⁸O in the wavelength region 175-205 nm and spectroscopic constants of isotopic oxygen molecules. *J. Mol. Spectrosc.* **1989**, *134*, 362-389.
- Cheung, A. S. C.; Yoshino, K.; Parkinson, W. H.; Freeman, D. E. Herzberg continuum cross section of oxygen in the wavelength region 193.5 – 204.0 nm and band oscillator strengths of the (0,0) and (1,0) Schumann-Runge bands. *Can. J. Phys.* **1984**, *62*, 1752-1762.
- Cheung, A. S. C.; Yoshino, K.; Parkinson, W. H.; Freeman, D. E. Herzberg continuum cross section of oxygen in the wavelength region 193.5-204.0 nm: New laboratory measurements and stratospheric implications. *Geophys. Res. Lett.* **1984**, *11*, 580-582.
- Cheung, A. S. C.; Yoshino, K.; Parkinson, W. H.; Guberman, S. L.; Freeman, D. E. Absorption cross-section measurements of oxygen in the wavelength region 195-241 nm of the Herzberg continuum. *Planet. Space Sci.* **1986**, *34*, 1007-1021.
- Cheung, J. L.; Li, Y. Q.; Boniface, J.; Shi, Q.; Davidovits, P.; Worsnop, D.; Jayne, J. T.; Kolb, C. E. Heterogeneous interactions of NO₂ with aqueous surfaces. *J. Phys. Chem. A* **2000**, *104*, 2655-2662, doi:10.1021/jp992929f.
- Chew, A. A.; Atkinson, R.; Aschmann, S. M. Kinetics of the gas-phase reactions of NO₃ radicals with a series of alcohols, glycol ethers, ethers and chloroalkanes. *J. Chem. Soc. Faraday Trans.* **1998**, *94*, 1083-1089, doi:10.1039/a708183i.
- Chhantyal-Pun, R.; Davey, A.; Shallcross, D. E.; Percival, C. J.; Orr-Ewing, A. J. A kinetic study of the CH₂OO Criegee intermediate self-reaction, reaction with SO₂ and unimolecular reaction using cavity ring-down spectroscopy. *Phys. Chem. Chem. Phys.* **2015**, *17*, 3617-3626, doi:10.1039/c4cp04198d.

- Chiappero, M. S.; Malanca, F. E.; Argüello, G. A.; Wooldridge, S. T.; Hurley, M. D.; Ball, J. C.; Wallington, T. J.; Waterland, R. L.; Buck, R. C. Atmospheric chemistry of perfluoroaldehydes ($C_xF_{2x+1}CHO$) and fluorotelomer aldehydes ($C_xF_{2x+1}CH_2CHO$): Quantification of the important role of photolysis. *J. Phys. Chem. A* **2006**, *110*, 11944-11953, doi:10.1021/jp064262k.
- Chichinin, A. I. Collisions of $O(^1D)$ with HCl, Cl_2 , and $COCl_2$: Total quenching, channel specific rate constants, and yields of $Cl(^2P_{1/2})$. *J. Chem. Phys.* **1997**, *106*, 1057-1062.
- Chichinin, A. I. Isotope effects in the deactivation of $O(^1D)$ atom by XCl and XF ($X = H, D$). *Chem. Phys. Lett.* **2000**, *316*, 425-432.
- Chichinin, A. I. Measurement of $Cl(^2P_{1/2})$ quantum yield for the photodissociation of NOCl, ICl, PCl_3 , Cl_2O and $COCl_2$. *Chem. Phys. Lett.* **1993**, *209*, 459-463.
- Chichinin, A. I.; Chasovnikov, S. A.; Krasnoperov, L. N. The laser photolysis of ICl at 530 nm: A time-resolved LMR study. *Chem. Phys. Lett.* **1987**, *138*, 371-376.
- Chichinin, A.; Teton, S.; Le Bras, G.; Poulet, G. Kinetic investigation of the $OH + CH_3Br$ reaction between 248 and 390 K. *J. Atmos. Chem.* **1994**, *18*, 239-245.
- Chim, R. Y. L.; Kennedy, R. A.; Tuckett, R. P. The vacuum-UV absorption spectrum of SF_5CF_3 ; implications for its lifetime in the earth's atmosphere. *Chem. Phys. Lett.* **2003**, *367*, 697-703.
- Chiorboli, C.; Bignozzi, C. A.; Maldotti, A.; Giardini, P. F.; Rossi, A.; Carassiti, V. Rate constants for the gas-phase reactions of OH radicals with β -dimethylstyrene and acetone. Mechanism of β -dimethylstyrene NO_x – air photooxidation. *Int. J. Chem. Kinet.* **1983**, *15*, 579-586.
- Chiu, S. S. L.; Cheung, A. S. C.; Yoshino, K.; Esmond, J. R.; Freeman, D. E.; Parkinson, W. H. Predissociation linewidths of the (3,0)-(11,0) Schumann-Runge absorption bands of $^{18}O_2$ and $^{16}O^{18}O$ in the wavelength region 180-196 nm. *J. Chem. Phys.* **1990**, *93*, 5539-5543.
- Chlorofluoromethanes and the Stratosphere. In *NASA Reference Publication 1010*; Hudson, R. D., Ed.; NASA: Washington, D.C, 1977.
- Choi, N.; Pilling, M. J.; Seakins, P. W.; Wang, L. Studies of site selective hydrogen atom abstractions by Cl atoms from isobutane and propane by laser flash photolysis/IR diode laser spectroscopy. *Phys. Chem. Chem. Phys.* **2006**, *8*, 2172-2178, doi:10.1039/b516531h.
- Choi, W.; Leu, M. T. Nitric acid uptake and decomposition on black carbon (soot) surfaces: Its implications for the upper troposphere and lower stratosphere. *J. Phys. Chem. A* **1998**, *102*, 7618-7630.
- Choo, K. Y.; Leu, M. T. Determination of $O_2(^1\Sigma_g^+)$ and $O_2(^1\Delta_g)$ yields in $Cl + O_2$ and $Cl + O_3$ reactions. *J. Phys. Chem.* **1985**, *89*, 4832-4837, doi:10.1021/j100268a035.
- Choo, K. Y.; Leu, M.-T. Rate constants for the quenching of metastable $O_2(^1\Sigma_g^+)$ molecules. *Int. J. Chem. Kinet.* **1985**, *17*, 1155-1167.
- Chou, C. C.; Crescentini, G.; Vera-Ruiz, H.; Smith, W. S.; Rowland, F. S. "Stratospheric photochemistry of CF_2O , $CClFO$, and CCl_2O "; 173rd American Chemical Society Meeting, 1977, New Orleans, LA.
- Chou, C. C.; Lo, J. G.; Rowland, F. S. Primary processes in the photolysis of water vapor at 174 nm. *J. Chem. Phys.* **1974**, *60*, 1208-1210.
- Chou, C. C.; Milstein, R. J.; Smith, W. S.; Vera-Ruiz, H.; Molina, M. J.; Rowland, F. S. Stratospheric photodissociation of several saturated perhalo chlorofluorocarbon compounds in current technological use (fluorocarbons-13, -113, -114, and -115). *J. Phys. Chem.* **1978**, *82*, 1-7, doi:10.1021/j100490a001.
- Chou, C. C.; Smith, W. S.; Ruiz, H. V.; Moe, K.; Crescentini, G.; Molina, M. J.; Rowland, F. S. The temperature dependences of the ultraviolet absorption cross sections of CCl_2F_2 and CCl_3F , and their stratospheric significance. *J. Phys. Chem.* **1977**, *81*, 286-290, doi:10.1021/j100519a002.
- Chowdhury, P. K.; Upadhyaya, H. P.; Naik, P. D.; Mittal, J. P. Direct observation of OH photofragment from triplet hydroxyacetone. *Chem. Phys. Lett.* **2002**, *351*, 201-207.
- Christensen, L. E.; Okumura, M.; Hansen, J. C.; Sander, S. P.; Francisco, J. S. Experimental and ab initio study of the $HO_2 \cdot CH_3OH$ complex: Thermodynamics and kinetics of formation. *J. Phys. Chem. A* **2006**, *110*, 6948-6959, doi:10.1021/jp056579a.
- Christensen, L. E.; Okumura, M.; Sander, S. P.; Friedl, R. R.; Miller, C. E.; Sloan, J. J. Measurements of the rate constant of $HO_2 + NO_2 + N_2 \rightarrow HO_2NO_2 + N_2$ using near-infrared wavelength-modulation spectroscopy and UV-visible absorption spectroscopy. *J. Phys. Chem. A* **2004**, *108*, 80-91, doi:10.1021/jp035905o.
- Christensen, L. E.; Okumura, M.; Sander, S. P.; Salawitch, R. J.; Toon, G. C.; Sen, B.; Blavier, J.-F.; Jucks, K. W. Kinetics of $HO_2 + HO_2 \rightarrow H_2O_2 + O_2$: Implications for stratospheric H_2O_2 . *Geophys. Res. Lett.* **2002**, *29*, 1299, doi:10.1029/2001GL014525.
- Christensen, L. K.; Ball, J. C.; Wallington, T. J. Atmospheric oxidation mechanism of methyl acetate. *J. Phys. Chem. A* **2000**, *104*, 345-351, doi:10.1021/jp993127n.
- Christie, A. O.; Crisp, D. J. Activity coefficients of the n-primary, secondary, and tertiary amines in aqueous solution. *J. Appl. Chem.* **1967**, *17*, 11-14.
- Chu, L. T.; Chu, L. Uptake and interaction of HI on ice films. *J. Phys. Chem. B* **1997**, *101*, 6271-6275.

- Chu, L. T.; Diao, G.; Chu, L. Kinetics of HOBr uptake on NaBr and NaCl surfaces at varying relative humidity. *J. Phys. Chem. B* **2002**, *106*, 5679-5688, doi:10.1021/jp013594g.
- Chu, L. T.; Heron, J. W. Uptake of HBr on ice at polar atmospheric conditions. *Geophys. Res. Lett.* **1995**, *22*, 3211-3214.
- Chu, L. T.; Leu, M.-T.; Keyser, L. F. Heterogeneous reactions of HOCl + HCl \rightarrow Cl₂ + H₂O and ClONO₂ + HCl \rightarrow Cl₂ + HNO₃ on ice surfaces at polar stratospheric conditions. *J. Phys. Chem.* **1993**, *97*, 12798-12804.
- Chu, L. T.; Leu, M.-T.; Keyser, L. F. Uptake of HCl in water ice and nitric acid ice films. *J. Phys. Chem.* **1993**, *97*, 7779-7785.
- Chu, L.-K.; Lee, Y.-P. Transient infrared spectra of CH₃SOO and CH₃SO observed with a step-scan Fourier-transform spectrometer. *J. Chem. Phys.* **2010**, *133*, 184303, doi:10.1063/1.3495765.
- Chu, L.; Chu, L. T. Heterogeneous interaction and reaction of HOBr on ice films. *J. Phys. Chem. A* **1999**, *103*, 8640-8649.
- Chu, L.; Chu, L. T. Heterogeneous reaction HOCl + HBr \rightarrow BrCl + H₂O on ice films. *J. Phys. Chem. A* **1999**, *103*, 691-699.
- Chu, L.; Diao, G. W.; Chu, L. T. Heterogeneous interaction of SO₂ on H₂O₂-ice films at 190-210 K. *J. Phys. Chem. A* **2000**, *104*, 7565-7573, doi:10.1021/jp001323k.
- Chu, L.; Diao, G.; Chu, L. T. Heterogeneous interaction and reaction of HONO on ice films between 173 and 230 K. *J. Phys. Chem. A* **2000**, *104*, 3150-3158, doi:10.1021/jp9937151.
- Chughtai, A. R.; Atteya, M. M. O.; Kim, J.; Konowalchuck, B. K.; Smith, D. M. Adsorption and adsorbate interaction at soot particle surfaces. *Carbon* **1998**, *36*, 1573-1589.
- Chughtai, A. R.; Brooks, M. E.; Smith, D. M. Effect of metal oxides and black carbon (soot) on SO₂/O₂/H₂O reaction systems. *Aerosol Sci. Technol.* **1993**, *19*, 121-132, doi:10.1080/02786829308959626.
- Chughtai, A. R.; Brooks, M. E.; Smith, D. M. Hydration of black carbon. *J. Geophys. Res.* **1996**, *101*, 19505-19514.
- Chughtai, A. R.; Gordon, S. A.; Smith, D. M. Kinetics of the hexane soot reaction with NO₂/N₂O₄ at low concentration. *Carbon* **1994**, *32*, 405-416.
- Chughtai, A. R.; Kim, J. M.; Smith, D. M. The effect of air/fuel ratio on properties and reactivity of combustion soots. *J. Atmos. Chem.* **2002**, *43*, 21-43.
- Chughtai, A. R.; Kim, J. M.; Smith, D. M. The effect of temperature and humidity on the reaction of ozone with combustion soot: Implications for reactivity near the tropopause. *J. Atmos. Chem.* **2002**, *45*, 231-243.
- Chughtai, A. R.; Miller, N. J.; Smith, D. M.; Pitts, J. R. Carbonaceous particle hydration III. *J. Atmos. Chem.* **1999**, *34*, 259-279.
- Chughtai, A. R.; Welch, W. F.; Akhter, M. S.; Smith, D. M. A spectroscopic study of gaseous products of soot-oxides of nitrogen/water reactions. *Appl. Spectrosc.* **1990**, *44*, 294-298.
- Chughtai, A. R.; Welch, W. F.; Smith, D. M. A spectroscopic and gravimetric study of the soot-NO₂/N₂O₄ reaction at various temperatures. *Carbon* **1990**, *28*, 411-421.
- Chughtai, A. R.; Williams, G. R.; Atteya, M. M. O.; Miller, N. J.; Smith, D. M. Carbonaceous particle hydration. *Atmos. Environ.* **1999**, *33*, 2679-2687.
- Chung, C.-Y.; Chew, E. P.; Cheng, B.-M.; Bahou, M.; Lee, Y.-P. Temperature dependence of absorption cross-section of H₂O, HDO, and D₂O in the spectral region 140-193 nm. *Nucl. Instr. Meth. Phys. Res. A* **2001**, *467-468*, 1572-1576.
- Chuong, B.; Stevens, P. S. Kinetic study of the OH + isoprene and OH + ethylene reactions between 2 and 6 Torr and over the temperature range 300-423 K. *J. Phys. Chem. A* **2000**, *104*, 5230-5237, doi:10.1021/jp993613a.
- Chuong, B.; Stevens, P. S. Kinetics of the OH + methyl vinyl ketone and OH + methacrolein reactions at low pressure. *J. Phys. Chem. A* **2003**, *107*, 2185-2191, doi:10.1021/jp026036q.
- Chuong, B.; Stevens, P. S. Measurements of the kinetics of the OH-initiated oxidation of methyl vinyl ketone and methacrolein. *Int. J. Chem. Kinet.* **2004**, *36*, 12-25, doi:10.1002/kin.10167.
- Chyall, L. J.; Squires, R. R. The proton affinity and absolute heat of formation of trifluoromethanol. *J. Phys. Chem.* **1996**, *100*, 16435-16440.
- Cillien, C.; Goldfinger, P.; Huybrechts, G.; Martens, G. Hydrogen abstraction from chlorinated ethanes by chlorine atoms. *Trans. Faraday Soc.* **1967**, *63*, 1631-1635.
- Cimetiere, N.; De Laat, J. Henry's law constant of N,N-dichloromethylamine: application to the contamination of the atmosphere of indoor swimming pools. *Chemosphere* **2009**, *77*, 465-470, doi:10.1016/j.chemosphere.2009.07.056.
- Ciuraru, R.; Gosselin, S.; Visez, N.; Petitprez, D. Heterogeneous reactivity of chlorine atoms with sodium chloride and synthetic sea salt particles. *Phys. Chem. Chem. Phys.* **2011**, *13*, 19460-19470, doi:10.1039/c1cp22170a.
- Clappsaddle, C.; Lamb, D. The sorption behavior of SO₂ on ice at temperatures between -30 °C and -5 °C. *Geophys. Res. Lett.* **1989**, *16*, 1173-1176.
- Clark, I. D.; Jones, I. T. N.; Wayne, R. P. The kinetics of the reaction between O₂(¹Δ_g) and ozone. *Proc. Roy. Soc. Lond. A* **1970**, *317*, 407-416.

- Clark, I. D.; Wayne, R. P. Collisional quenching of $O_2(^1\Delta_g)$. *Proc. Roy. Soc. Lond. A* **1969**, *314*, 111-127.
- Clark, I. D.; Wayne, R. P. Kinetics of the reaction between atomic nitrogen and molecular oxygen in the ground ($^3\Sigma_g^-$) and first excited ($^1\Delta_g$) states. *Proc. Roy. Soc. Lond. A* **1970**, *316*, 539-550.
- Clark, I. D.; Wayne, R. P. The reaction of $O_2(^1\Delta_g)$ with atomic nitrogen and with atomic oxygen. *Chem. Phys. Lett.* **1969**, *3*, 405-407.
- Clark, J. H.; Moore, C. B.; Nogar, N. S. The photochemistry of formaldehyde: Absolute quantum yields, radical reactions, and NO reactions. *J. Chem. Phys.* **1978**, *68*, 1264-1271.
- Clark, J.; Francisco, J. S. Study of the stability of Cl_2O_3 using ab initio methods. *J. Phys. Chem. A* **1997**, *101*, 7145-7153.
- Clark, K. C. Ionospheric absorption by N_2 and O_2 of certain extreme ultraviolet solar wavelengths. *Phys. Rev.* **1952**, *87*, 271-276.
- Clark, R. H.; Husain, D. Quantum yield measurements of $Cl(^3P_{1/2})$ and $Cl(^3P_{3/2})$ in the photolysis of C_1 chlorofluorocarbons determined by atomic resonance absorption spectroscopy in the vacuum UV. *J. Photochem.* **1984**, *24*, 103-115.
- Clark, R. H.; Husain, D.; Jezequel, J. Y. The reaction of chlorine atoms, $Cl(^3P_1)$, with nitric acid in the gas phase. *J. Photochem.* **1982**, *18*, 39-46.
- Clark, T. C.; Clyne, M. A. A.; Stedman, D. H. Mechanism of formation of triatomic molecules in atomic combination reactions Part 1.-Formation of $ClNO$ and $ClCO$ in reactions of atomic chlorine. *Trans. Faraday Soc.* **1966**, *62*, 3354-3365.
- Clarke, J. S.; Kroll, J. H.; Donahue, N. M.; Anderson, J. G. Testing frontier orbital control: Kinetics of OH with ethane, propane, and cyclopropane from 180 to 360K. *J. Phys. Chem. A* **1998**, *102*, 9847-9857.
- Cleary, P. A.; Romero, M. T. B.; Blitz, M. A.; Heard, D. E.; Pilling, M. J.; Seakins, P. W.; Wang, L. Determination of the temperature and pressure dependence of the reaction $OH + C_2H_4$ from 200-400 K using experimental and master equation analyses. *Phys. Chem. Chem. Phys.* **2006**, *8*, 5633-5642, doi:10.1039/b612127f.
- Clegg, S. L.; Brimblecombe, P. Solubility of ammonia in pure aqueous and multicomponent solutions. *J. Phys. Chem.* **1989**, *93*, 7237-7248, doi:10.1021/j100357a041.
- Clegg, S. L.; Brimblecombe, P. The dissociation constant and Henry's law constant of HCl in aqueous solution. *Atmos. Environ.* **1986**, *20*, 2483-2485.
- Clegg, S. M.; Abbatt, J. P. D. Oxidation of SO_2 by H_2O_2 on ice surfaces at 228 K: A sink for SO_2 in ice clouds. *Atmos. Chem. Phys.* **2001**, *1*, 73-78.
- Clegg, S. M.; Abbatt, J. P. D. Uptake of SO_2 , H_2O_2 and oxygenated organics by ice surfaces under conditions of the free troposphere. *J. Phys. Chem. A* **2001**, *105*, 6630-6636.
- Clemo, A. R.; Davidson, F. E.; Duncan, G. L.; Grice, R. Translational energy threshold functions for oxygen atom reactions. *Chem. Phys. Lett.* **1981**, *84*, 509-511.
- Clifford, E. P.; Wenthold, P. G.; Gareyev, R.; Lineberger, W. C.; DePuy, C. H.; Bierbaum, V. M.; Ellison, G. B. Photoelectron spectroscopy, gas phase acidity, and thermochemistry of tert-butyl hydroperoxide: Mechanism for the rearrangement of peroxy radicals. *J. Chem. Phys.* **1998**, *109*, 10293-10310, doi:10.1063/1.477725.
- Clough, P. N.; Thrush, B. A. Mechanism of chemiluminescent reaction between nitric oxide and ozone. *Trans. Faraday Soc.* **1967**, *63*, 915-925.
- Clyne, M. A. A.; Coxon, J. A. Kinetic studies of oxy-halogen radical systems. *Proc. Roy. Soc. A* **1968**, *303*, 207-231.
- Clyne, M. A. A.; Cruse, H. W. Atomic resonance fluorescence spectrometry for rate constants of rapid bimolecular reactions Part 1.-Reactions $O + NO_2$, $Cl + ClNO$, $Br + ClNO$. *J. Chem. Soc. Faraday Trans. 2* **1972**, *68*, 1281-1299.
- Clyne, M. A. A.; Cruse, H. W. Rates of elementary reactions involving the $BrO(X^2\Pi)$ and $IO(X^2\Pi)$ radicals Part 2.-Reactions of the BrO and IO radicals. *Trans. Faraday Soc.* **1970**, *66*, 2227-2236.
- Clyne, M. A. A.; Cruse, H. W. Rates of elementary reactions involving the $BrO(X^2\Pi)$ and $IO(X^2\Pi)$ radicals. *Trans. Faraday Soc.* **1970**, *66*, 2214-2226.
- Clyne, M. A. A.; Down, S. Kinetic behaviour of $OH(X^2\Pi)$ and $A^2\Sigma^+$ using molecular resonance fluorescence spectrometry. *J. Chem. Soc. Faraday Trans. 2* **1974**, *70*, 253-266.
- Clyne, M. A. A.; Halstead, C. J.; Thrush, B. A. The kinetics of elementary reactions involving the oxides of sulphur I. The nature of the sulphur dioxide afterglow. *Proc. Soc. London Ser. A* **1966**, *295*, 355-362.
- Clyne, M. A. A.; Hodgson, A. Absolute rate constants for the reaction of fluorine atoms with H_2 , CH_2Cl_2 , CH_2ClF , CH_2F_2 and $CHCl_2$. *J. Chem. Soc. Faraday Trans. 2* **1985**, *81*, 443-455.
- Clyne, M. A. A.; Holt, P. M. Reaction kinetics involving ground $X^2\Pi$ and excited $A^2\Sigma^+$ hydroxyl radicals Part 1.-Quenching kinetics of $OH(A^2\Sigma^+)$ and rate constants for reactions of $OH(X^2\Pi)$ with CH_3CCl_3 and CO . *J. Chem. Soc. Faraday Trans. 2* **1979**, *75*, 569-581.

- Clyne, M. A. A.; Holt, P. M. Reaction kinetics involving ground $X^2\Pi$ and excited $A^2\Sigma^+$ hydroxyl radicals Part 2.- Rate constants for reactions of OH $X^2\Pi$ with halogenomethanes and halogenoethanes. *J. Chem. Soc. Faraday Trans. 2* **1979**, *75*, 582-591.
- Clyne, M. A. A.; MacRobert, A. J. Kinetic studies of free radical reactions by mass spectrometry. I. The reactions SO + NO₂ and ClO + NO. *Int. J. Chem. Kinet.* **1980**, *12*, 79-96.
- Clyne, M. A. A.; MacRobert, A. J. Kinetic studies of free radical reactions by mass spectrometry. II. The reactions of SO + ClO, SO + OClO and SO + BrO. *Int. J. Chem. Kinet.* **1981**, *13*, 187-197.
- Clyne, M. A. A.; MacRobert, A. J.; Murrells, T. P.; Stief, L. J. Kinetics of the reactions of atomic chlorine with H₂S, HS and OCS. *J. Chem. Soc. Faraday Trans. 2* **1984**, *80*, 877-886.
- Clyne, M. A. A.; McDermid, I. S. Mass spectrometric determinations of the rates of elementary reactions of NO and of NO₂ with ground state N ⁴S atoms. *J. Chem. Soc. Faraday Trans. 1* **1975**, *71*, 2189-2202.
- Clyne, M. A. A.; McKenney, D. J.; Walker, R. F. Reaction kinetics of ground state fluorine, F(²P), atoms. I. Measurement of fluorine atom concentrations and the rates of reactions F + CHF₃ and F + Cl₂ using mass spectrometry. *Can. J. Chem.* **1973**, *51*, 3596-3604.
- Clyne, M. A. A.; McKenney, D. J.; Watson, R. T. Reactions of chlorine oxide radicals Part 5.-The reaction 2ClO ($X^2\Pi$) → products. *J. Chem. Soc. Faraday Trans. 1* **1975**, *71*, 322-335.
- Clyne, M. A. A.; Monkhouse, P. Atomic resonance fluorescence for rate constants of rapid bimolecular reactions Part 5-Hydrogen atom reactions; H + NO₂ and H + O₃. *J. Chem. Soc. Faraday Trans. 2* **1977**, *73*, 298-309.
- Clyne, M. A. A.; Monkhouse, P. B.; Townsend, L. W. Reactions of O (³P_J) atoms with halogens: The rate constants for the elementary reactions O + BrCl, O + Br₂, and O + Cl₂. *Int. J. Chem. Kinet.* **1976**, *8*, 425-449.
- Clyne, M. A. A.; Nip, W. S. Reactions of chlorine oxide radicals Part 6.-The reaction O + ClO → Cl + O₂ from 220 to 426 K. *J. Chem. Soc. Faraday Trans. 1* **1976**, *72*, 2211-2217.
- Clyne, M. A. A.; Nip, W. S. Study of elementary reactions by atomic resonance absorption with a non-reversed source Part 1.-The reaction Cl + O₃ → ClO + O₂. *J. Chem. Soc. Faraday Trans. 2* **1976**, *72*, 838-847.
- Clyne, M. A. A.; Ono, Y. Determination of the rate constant of reaction of ground-state Cl and H atoms with H₂S using resonance fluorescence in a discharge flow. *Chem. Phys. Lett.* **1983**, *94*, 597-602.
- Clyne, M. A. A.; Ono, Y. Determination of the rate constant of reaction of N(⁴S_{3/2}) with NO₂ using resonance fluorescence in a discharge flow system. *Chem. Phys.* **1982**, *69*, 381-388.
- Clyne, M. A. A.; Townsend, L. W. Rate constant measurements for rapid reactions of ground state sulphur 3p⁴(³P_J) atoms. *Int. J. Chem. Kinet.* **1975**, *Symp. 1*, 73-84.
- Clyne, M. A. A.; Walker, R. F. Absolute rate constants for elementary reactions in the chlorination of CH₄, CD₄, CH₃Cl, CH₂Cl₂, CHCl₃, CCl₄ and CBrCl₃. *J. Chem. Soc. Faraday Trans. 1* **1973**, *69*, 1547-1567.
- Clyne, M. A. A.; Watson, R. T. Kinetic studies for diatomic free radicals using mass spectrometry Part 3.- Elementary reactions involving BrO $X^2\Pi$ radicals. *J. Chem. Soc. Faraday Trans. 1* **1975**, *71*, 336-350.
- Clyne, M. A. A.; Watson, R. T. Kinetic studies of diatomic free radicals using mass spectrometry Part 2.-Rapid bimolecular reactions involving the ClO $X^2\Pi$ radical. *J. Chem. Soc. Faraday Trans. 1* **1974**, *70*, 2250-2259.
- Clyne, M. A. A.; Watson, R. T. Kinetic studies of diatomic free radicals using mass spectrometry Part 4.-The Br + OClO and BrO + ClO reactions. *J. Chem. Soc. Faraday Trans. 1* **1977**, *73*, 1169-1187.
- Clyne, M. A. A.; Watson, R. T. Kinetic studies of diatomic free radicals using mass spectrometry Part 1.-System description and applications to F atoms and FO radicals. *J. Chem. Soc. Faraday Trans. 1* **1974**, *70*, 1109-1123.
- Clyne, M. A. A.; White, I. F. Reactions of chlorine oxide radicals Part 3.-Kinetics of the decay reaction of the ClO($X^2\Pi$) radical. *Trans. Faraday Soc.* **1971**, *67*, 2068-2076.
- Clyne, M. A. A.; Whitefield, P. D. Atomic resonance fluorescence for rate constants of rapid bimolecular reactions Part 7.-Sulphur atom reactions: S + O₂ → SO + O and S + NO₂ → SO + NO from 296 to 410 K. *J. Chem. Soc. Faraday Trans. 2* **1979**, *75*, 1327-1340.
- Co, D.; Hanisco, T. F.; Anderson, J. G.; Keutsch, F. N. Rotationally resolved absorption cross sections of formaldehyde in the 28100-28500 cm⁻¹ (351-356 nm) spectral region: Implications for in situ LIF measurements. *J. Phys. Chem. A* **2005**, *109*, 10675-10682, doi:10.1021/jp053466i.
- Cobos, C. J.; Hippler, H.; Luther, K.; Ravishankara, A. R.; Troe, J. High-pressure falloff curves and specific rate constants for the reaction CH₃ + O₂ ⇌ CH₃O₂ ⇌ CH₃O + O. *J. Phys. Chem.* **1985**, *89*, 4332-4338, doi:10.1021/j100266a036.
- Cobos, C. J.; Hippler, H.; Troe, J. High-pressure falloff curves and specific rate constants for the reactions H + O = HO + O. *J. Phys. Chem.* **1985**, *89*, 342-349, doi:10.1021/j100248a033.
- Cocks, A. T.; Fernando, R. P.; Fletcher, I. S. The gas-phase reaction of the methylperoxy radical with sulphur dioxide. *Atmos. Environ.* **1986**, *20*, 2359-2366.
- Codnia, J.; Azcarate, M. L. Rate measurement of the reaction of CF₂Cl radicals with O₂. *Photochem. Photobiol.* **2006**, *82*, 755-762.

- Cofer, W. R., III; Schryer, D. R.; Rogowski, R. S. The oxidation of SO₂ on carbon particles in the presence of O₃, NO₂ and N₂O. *Atmos. Environ.* **1981**, *15*, 1281-1286.
- Coheur, P.-F.; Fally, S.; Carleer, M.; Clerbaux, C.; Colin, R.; Jenouvrier, A.; Merienne, M.-F.; Hermans, C.; Vandaele, A. C. New water vapor line parameters in the 26000–13000 cm⁻¹ region. *J. Quant. Spectrosc. Radiat. Transfer* **2002**, *74*, 493-510.
- Cole, B. E.; Dexter, R. N. Photoabsorption and photoionisation measurements on some atmospheric gases in the wavelength region 50-340 Å. *J. Phys. B: At. Mol. Phys.* **1978**, *11*, 1011-1023.
- Cole, B. E.; Dexter, R. N. Photoabsorption cross sections for chlorinated methanes and ethanes between 46 and 100 Å. *J. Quant. Spectrosc. Radiat. Transfer* **1978**, *19*, 303-309.
- Collins, R. J.; Husain, D.; Donovan, R. J. Kinetic and spectroscopic studies of O₂(a¹Δ_g) by time-resolved absorption spectroscopy in the vacuum ultra-violet. *J. Chem. Soc. Faraday Trans. 2* **1973**, *69*, 145-157.
- Colussi, A. J. Formation and decay of (³P₁)O atoms in the laser flash photolysis of chlorine dioxide (OCIO) at 308 nm. *J. Phys. Chem.* **1990**, *94*, 8922-8926.
- Colussi, A. J.; Enami, S.; Yabushita, A.; Hoffmann, M. R.; Liu, W.-G.; Mishra, H.; Goddard, W. A., III Tropospheric aerosol as a reactive intermediate. *Faraday Discuss.* **2013**, *165*, 407-420, doi:10.1039/c3fd00040k.
- Colussi, A. J.; Grela, M. A. Rate of the reaction between oxygen monofluoride and ozone. Implications for the atmospheric role of fluorine. *Chem. Phys. Lett.* **1994**, *229*, 134-138.
- Colussi, A. J.; Sander, S. P.; Friedl, R. R. Temperature dependence and mechanism of the reaction between O(³P) and chlorine dioxide. *J. Phys. Chem.* **1992**, *96*, 4442-4445.
- Cometto, P. M.; Taccone, R. A.; Nieto, J. D.; Dalmasso, P. R.; Lane, S. I. Kinetic study of OH radical reactions with CF₃CCl=CCl₂, CF₃CCl=CClCF₃ and CF₃CF=CFCF₃. *ChemPhysChem* **2010**, *11*, 4053-4059, doi:10.1002/cphc.201000430.
- Compernelle, S.; Müller, J. F. Henry's law constants of diacids and hydroxy polyacids: recommended values. *Atmos. Chem. Phys.* **2014**, *14*, 2699-2712, doi:10.5194/acp-14-2699-2014.
- Compernelle, S.; Müller, J. F. Henry's law constants of polyols. *Atmos. Chem. Phys.* **2014**, *14*, 12815-12837, doi:10.5194/acpd-14-13529-2014.
- Connell, P. S.; Johnston, H. S. The thermal dissociation of N₂O₅ in N₂. *Geophys. Res. Lett.* **1979**, *6*, 553-556.
- Cook, G. R.; Ching, B. K. Photoionization and absorption cross sections and fluorescence of CF₄. *J. Chem. Phys.* **1965**, *43*, 1794-1797.
- Cook, G. R.; Ching, B. K.; Becker, R. A. Absorption by, and photo-ionization of, N₂ and O₂ in the 830-1000 Å range. *Discuss. Faraday Soc.* **1964**, *37*, 149-158.
- Cook, G. R.; Ogawa, M. Photoionization, absorption, and fluorescence of CS₂. *J. Chem. Phys.* **1969**, *51*, 2419-2424, doi:10.1063/1.1672361.
- Cook, J. L.; Ennis, C. A.; Leck, T. J.; Birks, J. W. Studies of reactions of importance in the stratosphere. IV. Rate constant for the reaction Cl + HOCl → HCl + ClO over the temperature range 243-365 K. *J. Chem. Phys.* **1981**, *74*, 545-549.
- Coomber, J. W.; Whittle, E. Photochlorination of methane and fluoroform Dissociation energy D(CF₃-H) and entropy of CF₃ radical. *Trans. Faraday Soc.* **1966**, *62*, 2183-2190.
- Cooper, G.; Anderson, J. E.; Brion, C. E. Absolute photoabsorption and photoionization of formaldehyde in the VUV and soft X-ray regions (3-200 eV). *Chem. Phys.* **1996**, *209*, 61-77.
- Cooper, M. J.; Wrede, E.; Orr-Ewing, A. J.; Ashfold, M. N. R. Ion imaging studies of the Br(²P₁) atomic products resulting from Br₂ photolysis in the wavelength range 260-580 nm. *J. Chem. Soc. Faraday Trans.* **1998**, *94*, 2901-2907.
- Cooper, P. L.; Abbatt, J. P. D. Heterogeneous interactions of OH and HO₂ radicals with surfaces characteristic of atmospheric particulate matter. *J. Phys. Chem.* **1996**, *100*, 2249-2254.
- Cooper, R.; Cumming, J. B.; Gordon, S.; Mulac, W. A. The reactions of the halomethyl radicals CCl₃ and CF₃ with oxygen. *Radiation Phys. Chem.* **1980**, *16*, 169-174.
- Cooper, W. F.; Hershberger, J. F. An infrared laser study of the O(³P) + CS₂ reaction. *J. Phys. Chem.* **1992**, *96*, 5405-5410.
- Coquart, B.; Jenouvrier, A.; Merienne, M. F. The NO₂ absorption spectrum. II. Cross-sections at low temperatures in the 400-500 nm region. *J. Atmos. Chem.* **1995**, *21*, 251-261.
- Coquart, B.; Merienne, M. F.; Jenouvrier, A. O₂ Herzberg continuum absorption cross-sections in the wavelength region 196-205 nm of the Schumann-Runge bands. *Planet. Space Sci.* **1990**, *38*, 287-300.
- Corcoran, T. C.; Beiting, E. J.; Mitchell, M. O. High-resolution absolute absorption cross sections of NO₂ at 295, 573, and 673 K at visible wavelengths. *J. Mol. Spectrosc.* **1992**, *154*, 119-128.
- Cosman, L. M.; Bertram, A. K. Reactive uptake of N₂O₅ on aqueous H₂SO₄ solutions coated with 1-component and 2-component monolayers. *J. Phys. Chem. A* **2008**, *112*, 4625-4635, doi:10.1021/jp8005469.

- Cosman, L. M.; Knopf, D. A.; Bertram, A. K. N₂O₅ reactive uptake on aqueous sulfuric acid solutions coated with branched and straight-chain insoluble organic surfactants. *J. Phys. Chem. A* **2008**, *112*, 2386-2396, doi:10.1021/jp710685r.
- Cotter, E. S. N.; Booth, N. J.; Canosa-Mas, C. E.; Gray, D. J.; Shallcross, D. E.; Wayne, R. P. Reactions of Cl atoms with CH₃I, C₂H₅I, 1-C₃H₇I, 2-C₃H₇I and CF₃I: kinetics and atmospheric relevance. *Phys. Chem. Chem. Phys.* **2001**, *3*, 402-408, doi:10.1039/B007608M.
- Cours, T.; Canneaux, S.; Bohr, F. Features of the potential energy surface for the reaction of HO₂ radical with acetone. *Int. J. Quant. Chem.* **2007**, *107*, 1344-1354, doi:10.1002/qua.21269.
- Cox, J. D.; Wagman, D. D.; Medvedev, V. A. *CODATA Key Values for Thermodynamics*; Hemisphere Publishing Corp.: New York, **1989**.
- Cox, J. W.; Nelson, H. H.; McDonald, J. R. Temperature-dependent reaction kinetics of NH (a¹Δ). *Chem. Phys.* **1985**, *96*, 175-182.
- Cox, R. A. Kinetics of the reaction Cl + HO₂ = HCl + O₂, using molecular modulation spectrometry. *Int. J. Chem. Kinet.* **1980**, *12*, 649-660.
- Cox, R. A. Photolysis of gaseous nitrous acid-A Technique for obtaining kinetic data on atmospheric photooxidation reactions. *Int. J. Chem. Kinet.* **1975**, *1*, 379-398.
- Cox, R. A.; Barton, R. A.; Ljungstrom, E.; Stocker, D. W. The reactions of Cl and ClO with the NO₃ radical. *Chem. Phys. Lett.* **1984**, *108*, 228-232.
- Cox, R. A.; Bloss, W. J.; Jones, R. L.; Rowley, D. M. OIO and the atmospheric cycle of iodine. *Geophys. Res. Lett.* **1999**, *26*, 1857-1860.
- Cox, R. A.; Burrows, J. P. Kinetics and mechanism of the disproportionation of HO₂ in the gas phase. *J. Phys. Chem.* **1979**, *83*, 2560-2568, doi:10.1021/j100483a002.
- Cox, R. A.; Burrows, J. P.; Coker, G. B. Product formation in the association reaction of ClO with NO₂ investigated by diode laser kinetic spectroscopy. *Int. J. Chem. Kinet.* **1984**, *16*, 445-467.
- Cox, R. A.; Burrows, J. P.; Wallington, T. J. Rate coefficient for the reaction OH + HO₂ → H₂O + O₂ at 1 atmosphere pressure and 308 K. *Chem. Phys. Lett.* **1981**, *84*, 217-221.
- Cox, R. A.; Coker, G. B. Absorption cross sections and kinetics of IO in the photolysis of CH₃I in the presence of ozone. *J. Phys. Chem.* **1983**, *87*, 4478-4484, doi:10.1021/j100245a030.
- Cox, R. A.; Coker, G. B. Kinetics of the reaction of nitrogen dioxide with ozone. *J. Atmos. Chem.* **1983**, *1*, 53-63.
- Cox, R. A.; Derwent, R. G. Kinetics of chlorine oxide radical reactions using modulated photolysis Part 1.- Disproportionation of ClO in the Cl₂ photosensitised decomposition of ozone. *J. Chem. Soc. Faraday Trans. 1* **1979**, *75*, 1635-1647.
- Cox, R. A.; Derwent, R. G. The ultra-violet absorption spectrum of gaseous nitrous acid. *J. Photochem.* **1976**, *6*, 23-34.
- Cox, R. A.; Derwent, R. G.; Eggleton, A. E. J.; Lovelock, J. E. Photochemical oxidation of halocarbons in the troposphere. *Atmos. Environ.* **1976**, *10*, 305-308.
- Cox, R. A.; Derwent, R. G.; Eggleton, A. E. J.; Read, H. J. Kinetics of chlorine oxide radicals using modulated photolysis Part 2.-ClO and ClOO radical kinetics in the photolysis of Cl₂ + O₂ + N₂ mixtures. *J. Chem. Soc. Faraday Trans. 1* **1979**, *75*, 1648-1666.
- Cox, R. A.; Derwent, R. G.; Holt, P. M. Relative rate constants for the reactions of OH radicals with H₂, CH₄, CO, NO and HONO at atmospheric pressure and 296 K. *J. Chem. Soc. Faraday Trans. 1* **1976**, *72*, 2031-2043.
- Cox, R. A.; Derwent, R. G.; Holt, P. M. The photo-oxidation of ammonia in the presence of NO and NO₂. *Chemosphere* **1975**, *4*, 201-205.
- Cox, R. A.; Derwent, R. G.; Kearsy, S. V.; Batt, L.; Patrick, K. G. Photolysis of methyl nitrite: kinetics of the reaction of the methoxy radical with O₂. *J. Photochem.* **1980**, *13*, 149-163.
- Cox, R. A.; Derwent, R. G.; Williams, M. R. Atmospheric photooxidation reactions. rates, reactivity, and mechanism for reaction of organic compounds with hydroxyl radicals. *Environ. Sci. Technol.* **1980**, *14*, 57-61.
- Cox, R. A.; Fernandez, M. A.; Symington, A.; Ullerstam, M.; Abbatt, J. P. D. A kinetic model for uptake of HNO₃ and HCl on ice in a coated wall flow system. *Phys. Chem. Chem. Phys.* **2005**, *7*, 3434-3442, doi:10.1039/b506683b.
- Cox, R. A.; Fowles, M.; Moulton, D.; Wayne, R. P. Kinetics of the reactions of NO₃ radicals with Cl and ClO. *J. Phys. Chem.* **1987**, *91*, 3361-3365, doi:10.1021/j100296a051.
- Cox, R. A.; Hayman, G. D. The stability and photochemistry of dimers of the ClO radical and implications for Antarctic ozone depletion. *Nature* **1988**, *332*, 796-800.
- Cox, R. A.; Lewis, R. Kinetics of chlorine oxide radical reactions using modulated photolysis Part 3.-Pressure and temperature dependence of the reaction: ClO + NO₂(+M) → ClONO₂(+M). *J. Chem. Soc. Faraday Trans. 1* **1979**, *75*, 2649-2661.
- Cox, R. A.; Munk, J.; Nielsen, O. J.; Pagsberg, P.; Ratajczak, E. Ultraviolet absorption spectra and kinetics of acetyl and acetylperoxy radicals. *Chem. Phys. Lett.* **1990**, *173*, 206-210.

- Cox, R. A.; Patrick, R. Kinetics of the reaction $\text{HO}_2 + \text{NO}_2(+\text{M}) = \text{HO}_2\text{NO}_2$ using molecular modulation spectrometry. *Int. J. Chem. Kinet.* **1979**, *11*, 635-648.
- Cox, R. A.; Penkett, S. A. Aerosol formation from sulphur dioxide in the presence of ozone and olefinic hydrocarbons. *J. Chem. Soc. Faraday Trans. 1* **1972**, *68*, 1735-1753.
- Cox, R. A.; Sheppard, D. Reactions of OH radicals with gaseous sulphur compounds. *Nature* **1980**, *284*, 330-331.
- Cox, R. A.; Sheppard, D. W.; Stevens, M. P. Absorption coefficients and kinetics of the BrO radical using molecular modulation. *J. Photochem.* **1982**, *19*, 189-207.
- Cox, R. A.; Tyndall, G. Rate constants for reactions of CH_3O_2 in the gas phase. *Chem. Phys. Lett.* **1979**, *65*, 357-360.
- Cox, R. A.; Tyndall, G. S. Rate constants for the reactions of CH_3O_2 with HO_2 , NO and NO_2 using molecular modulation spectrometry. *J. Chem. Soc. Faraday Trans. II* **1980**, *76*, 153-163.
- Cox, R. M.; Plane, J. M. C. An experimental and theoretical study of the reactions $\text{NaO} + \text{H}_2\text{O}(\text{D}_2\text{O}) \rightarrow \text{NaOH}(\text{D}) + \text{OH}(\text{OD})$. *Phys. Chem, Chem. Phys.* **1999**, *1*, 4713-4720.
- Cox, R. M.; Self, D. E.; Plane, J. M. C. A study of the reaction between NaHCO_3 and H: Apparent closure on the chemistry of mesospheric Na. *J. Geophys. Res.* **2001**, *106*, 1733-1739.
- Coxon, J. A.; Jones, W. E.; Ramsey, D. A. 12th International Symposium on Free Radicals, **1976**, Laguna Beach, California.
- Coxon, J. A.; Ramsay, D. A. The $\text{A}^2\Pi_i - \text{X}^2\Pi_i$ band system of ClO: Reinvestigation of the absorption spectrum. *Can. J. Phys.* **1976**, *54*, 1034-1042, doi:10.1139/p76-122.
- Crawford, M. A.; Wallington, T. J.; Szente, J. J.; Maricq, M. M.; Francisco, J. S. Kinetics and mechanism of the acetylperoxy + HO_2 reaction. *J. Phys. Chem. A* **1999**, *103*, 365-378.
- Creasey, D. J.; Heard, D. E.; Lee, J. D. Absorption cross-section measurements of water vapour and oxygen at 185 nm. Implications for the calibration of field instruments to measure OH, HO_2 and RO_2 radicals. *Geophys. Res. Lett.* **2000**, *27*, 1651-1654.
- Crehuet, R.; Anglada, J. M.; Bofill, J. M. Tropospheric formation of hydroxymethyl hydroperoxide, formic acid, H_2O_2 , and OH from carbonyl oxide in the presence of water vapor: A theoretical study of the reaction mechanism. *Chem. Eur. J.* **2001**, *7*, 2227-2235, doi:10.1002/1521-3765(2001051817:10<2227::AID-CHEM2227>3.0.CO;2-O.
- Cremer, D.; Kraka, E.; Filatov, M. Bonding in mercury molecules described by the normalized elimination of the small component and coupled cluster theory. *ChemPhysChem* **2008**, *9*, 2510-2521, doi:10.1002/cphc.200800510.
- Criegee, R. Mechanism of ozonolysis. *Angew. Chem. Int. Ed. Engl.* **1975**, *14*, 745-752, doi:10.1002/anie.197507451.
- Croce de Cobos, A. E.; Hippler, H.; Troe, J. Study of the recombination reaction $\text{NO}_2 + \text{NO}_3 + \text{M} \rightarrow \text{N}_2\text{O}_5 + \text{M}$ at high pressures. *J. Phys. Chem.* **1984**, *88*, 5083-5086, doi:10.1021/j150665a057.
- Croce de Cobos, A. E.; Troe, J. High-pressure range of the recombination $\text{O} + \text{O}_2 \rightarrow \text{O}_3$. *Int. J. Chem. Kinet.* **1984**, *16*, 1519-1530.
- Cronkhite, J. M.; Stickel, R. E.; Nicovich, J. M.; Wine, P. H. Laser flash photolysis studies of radical-radical reaction kinetics: The $\text{HO}_2 + \text{IO}$ reaction. *J. Phys. Chem. A* **1999**, *103*, 3228-3236, doi:10.1021/jp990135v.
- Cronkhite, J. M.; Stickel, R. E.; Nicovich, J. M.; Wine, P. H. Laser flash photolysis studies of radical-radical reaction kinetics: The $\text{HO}_2 + \text{BrO}$ reaction. *J. Phys. Chem. A* **1998**, *102*, 6651-6658.
- Cronkhite, J. M.; Wine, P. H. Branching ratios for BrO production from reactions of $\text{O}(^1\text{D})$ with HBr, CF_3Br , CH_3Br , CF_2ClBr , and CF_2HBr . *Int. J. Chem. Kinet.* **1998**, *30*, 555-563.
- Crounse, J. D.; Knap, H. C.; Ørnso, K. B.; Jørgensen, S.; Paulot, F.; Kjaergaard, H. G.; Wennberg, P. O. Atmospheric fate of methacrolein. 1. Peroxy radical isomerization following addition of OH and O_2 . *J. Phys. Chem. A* **2012**, *116*, 5756-5762, doi:10.1021/jp211560u.
- Crowley, J. N.; Campuzano-Jost, P.; Moortgat, G. K. Temperature dependent rate constants for the gas-phase reaction between OH and CH_3OCl . *J. Phys. Chem.* **1996**, *100*, 3601-3606.
- Crowley, J. N.; Carl, S. A. OH formation in the photoexcitation of NO_2 beyond the dissociation threshold in the presence of water vapor. *J. Phys. Chem. A* **1997**, *101*, 4178-4184.
- Crowley, J. N.; Helleis, F.; Müller, R.; Moortgat, G. K.; Crutzen, P. J.; Orlando, J. J. CH_3OCl : UV/visible absorption cross sections, J values and atmospheric significance. *J. Geophys. Res.* **1994**, *99*, 20683-20688.
- Crowley, J. N.; Simon, F. G.; Burrows, J. P.; Moortgat, G. K.; Jenkin, M. E.; Cox, R. A. The HO_2 radical UV absorption spectrum measured by molecular modulation, UV/diode-array spectroscopy. *J. Photochem. Photobiol. A: Chem.* **1991**, *60*, 1-10.
- Crunaire, S.; Tarmoul, J.; Fittschen, C.; Tomas, A.; Lemoine, B.; Coddeville, P. Use of cw-CRDS for studying the atmospheric oxidation of acetic acid in a simulation chamber. *Appl. Phys. B* **2006**, *85*, 467-476, doi:10.1007/s00340-006-2319-6.
- Császár, A. G.; Furtenbacher, T. From a network of computed reaction enthalpies to atom-based thermochemistry (NEAT). *Chem. Eur. J.* **2010**, *16*, 4826-4835, doi:10.1002/chem.200903252.

- Császár, A. G.; Szalay, P. G.; Leininger, M. L. The enthalpy of formation of ${}^2\Pi$ CH. *Mol. Phys.* **2002**, *100*, 3879-3883, doi:10.1080/0026897021000016684.
- Csontos, J.; Rolik, Z.; Das, S.; Kállay, M. High-accuracy thermochemistry of atmospherically important fluorinated and chlorinated methane derivatives. *J. Phys. Chem. A* **2010**, *114*, 13093-13103, doi:10.1021/jp105268m.
- Cupitt, L. T.; Glass, G. P. Reactions of SH with atomic oxygen and hydrogen. *Int. J. Chem. Kinet.* **1975**, *Symp. 1*, 39-50.
- Currie, J.; Sidebottom, J. H.; Tedder, J. The reaction of cyclohexyl radicals with carbon tetrachloride. *Int. J. Chem. Kinet.* **1974**, *6*, 481-492.
- Cvetanovic, R. J.; Singleton, D. L.; Irwin, R. S. Gas-phase reactions of O(3P) atoms with methanethiol, ethanethiol, methyl sulfide, and dimethyl disulfide. 2. Reaction products and mechanisms. *J. Am. Chem. Soc.* **1981**, *103*, 3530-3539, doi:10.1021/ja00402a046.
- Czakó, G.; Nagy, B.; Tasi, G.; Somogyi, A.; Šimuněk, J.; Noga, J.; Braams, B. J.; Bowman, J. M.; Császár, A. Proton affinity and enthalpy of formation of formaldehyde. *Int. J. Quantum Chem.* **2009**, *109*, 2393-2409.
- Czarnowski, J.; Schumacher, H. J. The kinetics and the mechanism of the thermal decomposition of bis(trifluoromethyl) trioxide. The influence of carbon monoxide on its decomposition. *Int. J. Chem. Kinet.* **1981**, *13*, 639-649.

D

[Back to Index](#)

- D'Anna, B.; Andresen, O.; Gefen, Z.; Nielsen, C. J. Kinetic study of OH and NO₃ radical reactions with 14 aliphatic aldehydes. *Phys. Chem. Chem. Phys.* **2001**, *3*, 3057-3063, doi:10.1039/b103623h.
- D'Ottone, L.; Campuzano-Jost, P.; Bauer, D.; Hynes, A. J. A pulsed laser photolysis-pulsed laser induced fluorescence study of the kinetics of the gas-phase reaction of OH with NO₂. *J. Phys. Chem. A* **2001**, *105*, 10538-10543, doi:10.1021/jp012250n.
- da Silva, G. Reaction of methacrolein with the hydroxyl radical in air: Incorporation of secondary O₂ addition into the MACR + OH master equation. *J. Phys. Chem. A* **2012**, *116*, 5317-5324, doi:10.1021/jp303806w.
- da Silva, G.; Bozzelli, J. W. Thermochemistry, bond energies, and internal rotor potentials of dimethyl tetraoxide. *J. Phys. Chem. A* **2007**, *111*, 12026-12036, doi:10.1021/jp075144f.
- da Silva, G.; Kim, C. H.; Bozzelli, J. W. Thermodynamic properties (enthalpy, bond energy, entropy, and heat capacity) and internal rotor potentials of vinyl alcohol, methyl vinyl ether, and their corresponding radicals. *J. Phys. Chem. A* **2006**, *110*, 7925-7934, doi:10.1021/jp0602878.
- Dacey, J. W. H.; Wakeham, S. G.; Howes, B. L. Henry's law constants for dimethylsulfide in freshwater and seawater. *Geophys. Res. Lett.* **1984**, *11*, 991-994.
- Daële, V.; Laverdet, G.; Le Bras, G.; Poulet, G. Kinetics of the reactions CH₃O + NO, CH₃O + NO₃, and CH₃O₂ + NO₃. *J. Phys. Chem.* **1995**, *99*, 1470-1477.
- Daële, V.; Poulet, G. Kinetics and products of the reactions of CH₃O₂ with Cl and ClO. *J. Chim. Phys.* **1996**, *93*, 1081-1099.
- Daële, V.; Ray, A.; Vassalli, I.; Poulet, G.; Le Bras, G. Kinetic study of reactions of C₂H₅O and C₂H₅O₂ with NO at 298 K and 0.55 – 2 torr. *Int. J. Chem. Kinet.* **1995**, *27*, 1121-1133.
- Dagaut, P.; Kurylo, M. J. The gas phase UV absorption spectrum of CH₃O₂ radicals: A reinvestigation. *J. Photochem. Photobiol. A: Chem.* **1990**, *51*, 133-140.
- Dagaut, P.; Wallington, T. J.; Kurylo, M. J. Flash photolysis kinetic absorption spectroscopy study of the gas-phase reaction HO₂ + C₂H₅O₂ over the temperature range 228-380 K. *J. Phys. Chem.* **1988**, *92*, 3836-3839, doi:10.1021/j100324a031.
- Dagaut, P.; Wallington, T. J.; Kurylo, M. J. Temperature dependence of the rate constant for the HO₂ + CH₃O₂ gas-phase reaction. *J. Phys. Chem.* **1988**, *92*, 3833-3836, doi:10.1021/j100324a030.
- Dagaut, P.; Wallington, T. J.; Liu, R.; Kurylo, M. J. The gas phase reactions of hydroxyl radicals with a series of carboxylic acids over the temperature range 240-440 K. *Int. J. Chem. Kinet.* **1988**, *20*, 331-338.
- Dai, D. J.; Peters, S. J.; Ewing, G. E. Water absorption and dissociation on NaCl surfaces. *J. Phys. Chem.* **1995**, *99*, 10,299-210,304.
- Dai, Q.; Robinson, G. N.; Freedman, A. Reactions of halomethanes with γ -alumina surfaces. I: An infrared spectroscopic study. *J. Phys. Chem.* **1997**, *101*, 4940-4946.
- Daidoji, H. Molecular absorption spectra of some sodium salts in flames. Spectral interference in atomic absorption spectrometry. III. *Bunseki Kagaku* **1979**, *28*, 77-82.
- Daniels, F.; Johnston, E. H. The thermal decomposition of gaseous nitrogen pentoxide. A monomolecular reaction. *J. Am. Chem. Soc.* **1921**, *43*, 53-71, doi:10.1021/ja01434a007.
- Danis, F.; Caralp, F.; Masanet, J.; Lesclaux, R. Kinetics of the reaction BrO+NO₂+M \rightarrow BrONO₂+M in the temperature range 263-343 K. *Chem. Phys. Lett.* **1990**, *167*, 450-456.
- Danis, F.; Caralp, F.; Rayez, M.; Lesclaux, R. Kinetic study of the reaction CCl₃ + O₂ + M \rightarrow CCl₃O₂ + M from 1 to 760 Torr and from 233 to 333 K. *J. Phys. Chem.* **1991**, *95*, 7300-7307.

- Dasch, W.; Sternberg, K.-H.; Schindler, R. N. Pressure dependence of the reaction $\text{ClO} + \text{NO}_2 + \text{N}_2 \rightarrow \text{ClONO}_2 + \text{N}_2$ by laser flash photolysis. *Ber. Bunsenges. Phys. Chem.* **1981**, *85*, 611-615.
- Dasgupta, P. K.; Dong, S. Solubility of ammonia in liquid water and generation of trace levels of standard gaseous ammonia. *Atmos. Environ.* **1986**, *20*, 565-570.
- Datta, A.; Cavell, R. G.; Tower, R. W.; George, Z. M. Claus catalysis. 1. Adsorption on the alumina catalyst studied by FTIR and EPR spectroscopy. *J. Phys. Chem.* **1985**, *89*, 443-449, doi:10.1021/j100249a014.
- Daubendiek, R. L.; Calvert, J. G. Study of $\text{N}_2\text{O}_5\text{-SO}_2\text{-O}_3$ reaction system. *Environ. Lett.* **1975**, *8*, 103-116.
- Daumer, B.; Nissner, R.; Klockow, D. Laboratory studies of the influence of their organic films on the neutralization reaction of H_2SO_4 aerosol with ammonia. *J. Aerosol Sci.* **1992**, *23*, 315-325.
- Daumont, D.; Brion, J.; Charbonnier, J.; Malicet, J. Ozone UV spectroscopy I: Absorption cross-sections at room temperature. *J. Atmos. Chem.* **1992**, *15*, 145-155.
- Daumont, D.; Brion, J.; Malicet, J. Measurement of total atmospheric ozone - Consequences entailed by new values of O_3 absorption cross-sections at 223-K in the 310-350 nm spectral range. *Planet. Space Sci.* **1983**, *31*, 1229-1234.
- Davenport, J. E. Determination of NO_2 Photolysis Parameters for Stratospheric Modeling, Federal Aviation Administration, Washington, DC. FAA-EQ-78-14, **1978**.
- Davenport, J. E. Parameter for ozone photolysis as a function of temperature at 280 - 330 nm. *National Technical Information Service, Report FAA-EE-80-44*, **1982**.
- Davenport, J.; Ridley, B.; Schiff, H. I.; Welge, K. H. communication. *Faraday Discuss. Chem. Soc.* **1972**, *53*, 230-231.
- Davidovits, P.; Brodhead, D. C. Ultraviolet absorption cross sections for the alkali halide vapors. *J. Chem. Phys.* **1967**, *46*, 2968-2973.
- Davidovits, P.; Worsnop, D. R.; Jayne, J. T.; Kolb, C. E.; Winkler, P.; Vrtala, A.; Wagner, P. E.; Kulmala, M.; Lehtinen, K. E. J.; Vessala, T.; Mozurkewich, M. Mass accommodation coefficient of water vapor on liquid water. *Geophys. Res. Lett.* **2004**, *31*, L22111, doi:10.1029/2004GRL020835.
- Davidson, F. E.; Clemo, A. R.; Duncan, G. L.; Browett, R. J.; Hobson, J. H.; Grice, R. Reactive scattering of a supersonic oxygen atom beam: $\text{O} + \text{H}_2\text{S}$. *Mol. Phys.* **1982**, *46*, 33-40.
- Davidson, J. A.; Cantrell, C. A.; McDaniel, A. H.; Shetter, R. E.; Madronich, S.; Calvert, J. G. Visible-ultraviolet absorption cross sections for NO_2 as a function of temperature. *J. Geophys. Res.* **1988**, *93*, 7105-7112.
- Davidson, J. A.; Cantrell, C. A.; Shetter, R. E.; McDaniel, A. H.; Calvert, J. G. The NO_3 radical decomposition and NO_3 scavenging in the troposphere. *J. Geophys. Res.* **1990**, *95*, 13963-13969.
- Davidson, J. A.; Cantrell, C. A.; Tyler, S. C.; Shetter, R. E.; Cicerone, R. J.; Calvert, J. G. Carbon kinetic isotope effect in the reaction of CH_4 with HO . *J. Geophys. Res.* **1987**, *92*, 2195-2199.
- Davidson, J. A.; Howard, C. J.; Schiff, H. I.; Fehsenfeld, F. C. Measurements of the branching ratios for the reaction of $\text{O}(^1\text{D}_2)$ with N_2O . *J. Chem. Phys.* **1979**, *70*, 1697-1704.
- Davidson, J. A.; Kear, K. E.; Abrahamson, E. W. The photosensitized production and physical quenching of $\text{O}_2(^1\Sigma_g^+)$. *J. Photochem.* **1972/1973**, *1*, 307-316.
- Davidson, J. A.; Schiff, H. I.; Brown, T. J.; Howard, C. J. Temperature dependence of the rate constants for reactions of $\text{O}(^1\text{D})$ atoms with a number of halocarbons. *J. Chem. Phys.* **1978**, *69*, 4277-4279.
- Davidson, J. A.; Schiff, H. I.; Streit, G. E.; McAfee, J. R.; Schmeltekopf, A. L.; Howard, C. J. Temperature dependence of $\text{O}(^1\text{D})$ rate constants for reactions with N_2O , H_2 , CH_4 , HCl , and NH_3 . *J. Chem. Phys.* **1977**, *67*, 5021-5025, doi:10.1063/1.434724.
- Davidson, N. The ultraviolet absorption spectra and the refractive indices of some fluorobromomethanes. *J. Am. Chem. Soc.* **1951**, *73*, 467-468, doi:10.1021/ja01145a506.
- Daviel, S.; Iida, Y.; Carnovale, F.; Brion, C. E. Absolute oscillator strengths for the partial photoionization, ionic fragmentation and photoabsorption of HCl . *Chem. Phys.* **1984**, *83*, 391-406.
- Davies, J. A.; Cox, R. A. Kinetics of the heterogeneous reaction of HNO_3 with NaCl : Effect of water vapor. *J. Phys. Chem. A* **1998**, *102*, 7631-7642.
- Davies, P. B.; Thrush, B. A. Reactions of oxygen atoms with hydrogen cyanide, cyanogen chloride and cyanogen bromide. *Trans. Faraday Soc.* **1968**, *64*, 1836-1843.
- Davis, D. D.; Braun, W.; Bass, A. M. Reactions of $\text{Cl}^2\text{P}_{3/2}$: Absolute rate constants for reaction with H_2 , CH_4 , C_2H_6 , CH_2Cl_2 , C_2Cl_4 , and $\text{c-C}_6\text{H}_{12}$. *Int. J. Chem. Kinet.* **1970**, *2*, 101-114.
- Davis, D. D.; Fischer, S.; Schiff, R.; Watson, R. T.; Bollinger, W. A kinetic study of the reaction of OH radicals with two C_2 hydrocarbons: C_2H_4 and C_2H_2 . *J. Chem. Phys.* **1975**, *63*, 1707-1712.
- Davis, D. D.; Herron, J. T.; Huie, R. E. Absolute rate constants for the reaction $\text{O}(^3\text{P}) + \text{NO}_2 \rightarrow \text{NO} + \text{O}_2$ over the temperature range 230-339°K. *J. Chem. Phys.* **1973**, *58*, 530-535.
- Davis, D. D.; Klemm, R. B.; Pilling, M. A flash photolysis-resonance fluorescence kinetics study of ground-state sulfur atoms I. Absolute rate parameters for reaction of $\text{S}(^3\text{P})$ with $\text{O}_2(^3\Sigma)$. *Int. J. Chem. Kinet.* **1972**, *4*, 367-382.

- Davis, D. D.; Machado, G.; Conaway, B.; Oh, Y.; Watson, R. A temperature dependent kinetics study of the reaction of OH with CH₃Cl, CH₂Cl₂, CHCl₃, and CH₃Br. *J. Chem. Phys.* **1976**, *65*, 1268-1274.
- Davis, D. D.; Prusaczyk, J.; Dwyer, M.; Kim, P. A stop-flow time-of-flight mass spectrometry kinetics study. Reaction of ozone with nitrogen dioxide and sulfur dioxide. *J. Phys. Chem.* **1974**, *78*, 1775-1779.
- Davis, D. D.; Wong, W.; Lephardt, J. A laser flash photolysis-resonance fluorescence kinetic study: Reaction of O(³P) with O₃. *Chem. Phys. Lett.* **1973**, *22*, 273-278.
- Davis, D. D.; Wong, W.; Schiff, R. A dye laser flash photolysis kinetics study of the reaction of ground-state atomic oxygen with hydrogen peroxide. *J. Phys. Chem.* **1974**, *78*, 463-464, doi:10.1021/j100597a033.
- Davis, F. H.; Lee, Y. T. Photodissociation dynamics of OClO. *J. Chem. Phys.* **1996**, *105*, 8142-8163.
- Davis, H. F.; Kim, B.; Johnston, H. S.; Lee, Y. T. Dissociation energy and photochemistry of NO₃. *J. Phys. Chem.* **1993**, *97*, 2172-2180.
- Davis, H. F.; Lee, Y. T. Dynamics and mode specificity in OClO photodissociation. *J. Phys. Chem.* **1992**, *96*, 5681-5684.
- Daykin, E. P.; Wine, P. H. A study of the reactions of NO₃ radicals with organic sulfides: Reactivity trend at 298 K. *Int. J. Chem. Kinet.* **1990**, *22*, 1083-1094.
- Daykin, E. P.; Wine, P. H. Kinetics of the reactions of IO Radicals with NO and NO₂. *J. Phys. Chem.* **1990**, *94*, 4528-4535, doi:10.1021/j100374a034.
- Daykin, E. P.; Wine, P. H. Rate of reaction of IO radicals with dimethylsulfide. *J. Geophys. Res.* **1990**, *95*, 18547-18553.
- De Bruyn, W. J.; Duan, S. X.; Shi, X. Q.; Davidovits, P.; Worsnop, D. R.; Zahniser, M. S.; Kolb, C. E. Tropospheric heterogeneous chemistry of haloacetyl and carbonyl halides. *Geophys. Res. Lett.* **1992**, *19*, 1939-1942.
- De Bruyn, W. J.; Saltzman, E. S. The solubility of methyl bromide in pure water, 35‰ sodium chloride and seawater. *Marine Chem.* **1997**, *56*, 51-57.
- De Bruyn, W. J.; Shorter, J. A.; Davidovits, P.; Worsnop, D. R.; Zahniser, M. S.; Kolb, C. E. Uptake of gas phase sulfur species methanesulfonic acid, dimethylsulfoxide, and dimethyl sulfone by aqueous surfaces. *J. Geophys. Res.* **1994**, *99*, 16927-16932.
- De Bruyn, W. J.; Shorter, J. A.; Davidovits, P.; Worsnop, D. R.; Zahniser, M. S.; Kolb, C. E. Uptake of haloacetyl and carbonyl halides by water surfaces. *Environ. Sci. Technol.* **1995**, *29*, 1179-1185.
- De Bruyn, W. J.; Swartz, E.; Hu, J. H.; Shorter, J. A.; Davidovits, P.; Worsnop, D. R.; Zahniser, M. S.; Kolb, C. E. Henry's law solubilities and Setchenow coefficients of biogenic reduced sulfur species obtained from gas-liquid uptake measurements. *J. Geophys. Res.* **1995**, *100*, 7245-7251.
- De Haan, D. O.; Finlayson-Pitts, B. J. Knudsen cell studies of the reaction of gaseous nitric acid with synthetic sea salt at 298 K. *J. Phys. Chem. A* **1997**, *101*, 9993-9999.
- de Petris, G.; Rosi, M.; Troiani, A. Direct experimental observation of CS₂OH. *ChemPhysChem* **2006**, *7*, 2352-2357, doi:10.1002/cphc.200600515.
- de Reilhac, L.; Damany, N. Spectres d'absorption de H₂O, NH₃ et CH₄ dans l'ultraviolet extrême (100-500 Å). *Spectrochim. Acta* **1970**, *26A*, 801-810.
- De Smedt, F.; Bui, X. V.; Nguyen, T. L.; Peeters, J.; Vereecken, L. Theoretical and experimental study of the product branching in the reaction of acetic acid with OH radicals. *J. Phys. Chem. A* **2005**, *109*, 2401-2409, doi:10.1021/jp044679v.
- De Sousa, A. R.; Touzeau, M.; Petitdidier, M. Quenching reactions of metastable N₂(A³Σ, v=0, 1, 2) molecules by O₂. *Chem. Phys. Lett.* **1985**, *121*, 423-428.
- Deiber, G.; George, C.; Le Calve, S.; Schweitzer, F.; Mirabel, P. Uptake study of ClONO₂ and BrONO₂ by halide containing droplets. *Atmos. Chem. Phys.* **2004**, *4*, 1291-1299.
- Delmdahl, R. F.; Parker, D. H.; Eppink, A. T. J. B. Short wavelength photolysis of jet-cooled OClO(²A₂v₁>20) → ClO(X²Π_{Ω,v},J) + O(³P_J). *J. Chem. Phys.* **2001**, *114*, 8339-8346, doi:10.1063/1.1367393.
- Delmdahl, R. F.; Ullrich, S.; Gericke, K.-H. Photofragmentation of OClO(Ā²A₂v₁v₂v₃) → Cl(²P_J) + O₂. *J. Phys. Chem. A* **1998**, *102*, 7680-7685.
- Delval, C.; Rossi, M. J. The kinetics of condensation and evaporation of H₂O from pure ice in the range 173-223 K: a quartz crystal microbalance study. *Phys. Chem. Chem. Phys.* **2004**, *6*, 4665-4676, doi:10.1039/b409995h.
- DeMore, W. B. 182nd National Meeting of the American Chemical Society, **1981**, New York.
- DeMore, W. B. Arrhenius constants for the reactions of ozone with ethylene and acetylene. *Int. J. Chem. Kinet.* **1969**, *1*, 209-220.
- DeMore, W. B. Equilibrium constant for the reaction ClO + O₂ ↔ ClO•O₂. *Geophys. Res. Lett.* **1990**, *17*, 2353-2355.
- DeMore, W. B. Experimental and estimated rate constants for the reactions of hydroxyl radicals with several halocarbons. *J. Phys. Chem.* **1996**, *100*, 5813-5820.
- DeMore, W. B. Rate constant and possible pressure dependence of the reaction OH + HO₂. *J. Phys. Chem.* **1982**, *86*, 121-126, doi:10.1021/j100390a025.

- DeMore, W. B. Rate constant for the OH + CO reaction: Pressure dependence and the effect of oxygen. *Int. J. Chem. Kinet.* **1984**, *16*, 1187-1200.
- DeMore, W. B. Rate constant ratio for the reaction of OH with CH₃D and CH₄. *J. Phys. Chem.* **1993**, *97*, 8564-8566.
- DeMore, W. B. Rate constants for the reactions of OH with HFC-134a (CF₃CH₂F) and HFC-134 (CHF₂CHF₂). *Geophys. Res. Lett.* **1993**, *20*, 1359-1362.
- DeMore, W. B. Rates and mechanism of alkyne ozonation. *Int. J. Chem. Kinet.* **1971**, *3*, 161-173.
- DeMore, W. B. Reaction of HO₂ with O₃ and the effect of water vapor on HO₂ kinetics. *J. Phys. Chem.* **1979**, *83*, 1113-1118, doi:10.1021/j100472a001.
- DeMore, W. B. Regularities in Arrhenius parameters for rate constants of abstraction reactions of hydroxyl radical with C-H bonds. *J. Photochem. Photobiol. A: Chem.* **2005**, *176*, 129-135, doi:10.1016/j.jphotochem.2005.07.015.
- DeMore, W. B. Relative rate constants for the reactions of OH with methane and methyl chloroform. *Geophys. Res. Lett.* **1992**, *19*, 1367-1370.
- DeMore, W. B. Tests of stratospheric models: The reactions of atomic chlorine with O₃ and CH₄ at low temperature. *J. Geophys. Res.* **1991**, *96*, 4995-5000.
- DeMore, W. B.; Bayes, K. D. Rate constants for the reactions of hydroxyl radical with several alkanes, cycloalkanes, and dimethyl ether. *J. Phys. Chem. A* **1999**, *103*, 2649-2654.
- DeMore, W. B.; Dede, C. Pressure dependence of carbon trioxide formation in the gas-phase reaction of O(¹D) with carbon dioxide. *J. Phys. Chem.* **1970**, *74*, 2621-2625.
- DeMore, W. B.; Golden, D. M.; Hampson, R. F.; Kurylo, M. J.; Margitan, J. J.; Molina, M. J.; Stief, L. J.; Watson, R. T. Chemical Kinetics and Photochemical Data for Use in Stratospheric Modeling, Evaluation Number 4, Jet Propulsion Laboratory, California Institute of Technology Pasadena CA, JPL Publication 81-3, **1981**, <http://jpldataeval.jpl.nasa.gov>.
- DeMore, W. B.; Golden, D. M.; Hampson, R. F.; Howard, C. J.; Kurylo, M. J.; Margitan, J. J.; Molina, M. J.; Ravishankara, A. R.; Watson, R. T. Chemical Kinetics and Photochemical Data for Use in Stratospheric Modeling, Evaluation Number 7, Jet Propulsion Laboratory, California Institute of Technology Pasadena CA, JPL Publication 85-37, **1985**, <http://jpldataeval.jpl.nasa.gov>.
- DeMore, W. B.; Golden, D. M.; Hampson, R. F.; Howard, C. J.; Kurylo, M. J.; Molina, M. J.; Ravishankara, A. R.; Sander, S. P. Chemical Kinetics and Photochemical Data for Use in Stratospheric Modeling, Evaluation Number 8, Jet Propulsion Laboratory, California Institute of Technology Pasadena CA, JPL Publication 87-41, **1987**, <http://jpldataeval.jpl.nasa.gov>.
- DeMore, W. B.; Golden, D. M.; Hampson, R. F.; Howard, C. J.; Kurylo, M. J.; Molina, M. J.; Ravishankara, A. R.; Sander, S. P. Chemical Kinetics and Photochemical Data for Use in Stratospheric Modeling, Evaluation Number 9, Jet Propulsion Laboratory, California Institute of Technology Pasadena CA, JPL Publication 90-1, **1990**, <http://jpldataeval.jpl.nasa.gov>.
- DeMore, W. B.; Golden, D. M.; Hampson, R. F.; Howard, C. J.; Kurylo, M. J.; Molina, M. J.; Ravishankara, A. R.; Sander, S. P. Chemical Kinetics and Photochemical Data for Use in Stratospheric Modeling, Evaluation Number 10, Jet Propulsion Laboratory, California Institute of Technology Pasadena, CA, JPL Publication 92-20, **1992**, <http://jpldataeval.jpl.nasa.gov>.
- DeMore, W. B.; Golden, D. M.; Hampson, R. F.; Howard, C. J.; Kurylo, M. J.; Molina, M. J.; Ravishankara, A. R.; Sander, S. P. Chemical Kinetics and Photochemical Data for Use in Stratospheric Modeling, Evaluation Number 11, Jet Propulsion Laboratory, California Institute of Technology Pasadena, CA, JPL Publication 94-26, **1994**, <http://jpldataeval.jpl.nasa.gov>.
- DeMore, W. B.; Golden, D. M.; Hampson, R. F.; Howard, C. J.; Kurylo, M. J.; Molina, M. J.; Ravishankara, A. R.; Watson, R. T. Chemical Kinetics and Photochemical Data for Use in Stratospheric Modeling, Evaluation Number 5, Jet Propulsion Laboratory, California Institute of Technology Pasadena CA, JPL Publication 82-57, **1982**, <http://jpldataeval.jpl.nasa.gov>.
- DeMore, W. B.; Golden, D. M.; Hampson, R. F.; Howard, C. J.; Kurylo, M. J.; Molina, M. J.; Ravishankara, A. R.; Watson, R. T. Chemical Kinetics and Photochemical Data for Use in Stratospheric Modeling, Evaluation Number 6, Jet Propulsion Laboratory, California Institute of Technology Pasadena CA, JPL Publication 83-62, **1983**, <http://jpldataeval.jpl.nasa.gov>.
- DeMore, W. B.; Lin, C. L. Intermediates in the ozonation of simple alkynes. *J. Org. Chem.* **1973**, *38*, 985-989.
- DeMore, W. B.; Lin, C. L.; Jaffe, S. 12th Informal Conference on Photochemistry, **1976**.
- DeMore, W. B.; Raper, O. Hartley band extinction coefficients of ozone in the gas phase and in liquid nitrogen, carbon monoxide, and argon. *J. Phys. Chem.* **1964**, *68*, 412-414, doi:10.1021/j100784a504.
- DeMore, W. B.; Sander, S. P.; Golden, D. M.; Hampson, R. F.; Kurylo, M. J.; Howard, C. J.; Ravishankara, A. R.; Kolb, C. E.; Molina, M. J. Chemical Kinetics and Photochemical Data for Use in Stratospheric Modeling, Evaluation Number 12, Jet Propulsion Laboratory, California Institute of Technology Pasadena, CA, JPL Publication 97-4, **1997**.

- DeMore, W. B.; Stief, L. J.; Kaufman, F.; Golden, D. M.; Hampson, R. F.; Kurylo, M. J.; Margitan, J. J.; Molina, M. J.; Watson, R. T. Chemical Kinetics and Photochemical Data for Use in Stratospheric Modeling, Evaluation Number 2, Jet Propulsion Laboratory, California Institute of Technology Pasadena, CA, JPL Publication 79-27, **1979**.
- DeMore, W. B.; Tschuikow-Roux, E. Temperature dependence of the reactions of OH and HO₂ with O₃ *J. Phys. Chem.* **1974**, *78*, 1447-1451, doi:10.1021/j100608a001.
- DeMore, W. B.; Tschuikow-Roux, E. Ultraviolet spectrum and chemical reactivity of the ClO dimer. *J. Phys. Chem.* **1990**, *94*, 5856-5860.
- DeMore, W. B.; Wilson, E. W., Jr. Rate constant and temperature dependence for the reaction of hydroxyl radicals with 2-fluoropropane (HFC-281ea). *J. Phys. Chem. A* **1999**, *103*, 573-576.
- Denis, P. A. Theoretical characterization of the thiosulfeno radical, HS₂ *Chem. Phys. Lett.* **2006**, *422*, 434-438, doi:10.1016/j.cplett.2006.02.107.
- Denis, P. A. Thermochemistry of the hypobromous and hypochlorous acids, HOBr and HOCl. *J. Phys. Chem. A* **2006**, *110*, 5887-5892, doi:10.1021/jp056950u.
- Denis, P. A., and O. N. Ventura CCSDT study of the fluoroperoxy radical, FOO. *Chem. Phys. Lett.* **2004**, *385*, 292-297, doi:10.1016/j.cplett.2003.12.081.
- Denis, P. A.; Kieniger, M.; Ventura, O. N.; Cachau, R. E.; Dierksen, G. H. F. Complete basis set and density functional determination of the enthalpy of formation of the controversial HO₃ radical: a discrepancy between theory and experiment. *Chem. Phys. Lett.* **2002**, *365*, 440-449.
- Denis, P. A.; Ornellas, F. R. Theoretical characterization of hydrogen polyoxides: HOOH, HOOOH, HOOOOH, and HOOO. *J. Phys. Chem. A* **2009**, *113*, 199-506, doi:10.1021/jp808795e.
- Denis, P. A.; Ventura, O. N. Density functional investigation of atmospheric sulfur chemistry II. The heat of formation of the XSO₂ radicals X = H, CH₃. *Chem. Phys. Lett.* **2001**, *344*, 221-228.
- Denzer, W.; Hancock, G.; Pinot de Moira, J. C.; Tyley, P. L. Spin-forbidden dissociation of ozone in the Huggins bands. *Chem. Phys.* **1988**, *231*, 109-119.
- Derwent, R. G.; Thrush, B. A. Measurements on O₂ ¹A_g and O₂ ¹Σ_g⁺ in discharge flow systems. *Trans. Faraday Soc.* **1971**, *67*, 2036-2043.
- Destriau, M.; Troe, J. Thermal dissociation and recombination of alkyl and haloalkyl peroxytrates: An SACM modelling study. *Int. J. Chem. Kinet.* **1990**, *22*, 915-934.
- Deters, B.; Burrows, J. P.; Himmelmann, S.; Blindauer, C. Gas phase spectra of HOBr and Br₂O and their atmospheric significance. *Ann. Geophys.* **1996**, *14*, 468-475.
- Deters, B.; Burrows, J. P.; Orphal, J. UV-visible absorption cross sections of bromine nitrate determined by photolysis of BrONO₂/Br₂ mixtures. *J. Geophys. Res.* **1998**, *103*, 3563-3570.
- Devolder, P.; Carlier, M.; Pauwels, J. F.; Sochet, L. R. Rate constant for the reaction of OH with nitric acid: A new investigation by discharge flow resonance fluorescence. *Chem. Phys. Lett.* **1984**, *111*, 94-99.
- Dewulf, J.; Drijvers, D.; Van Langenhove, H. Measurement of Henry's law constant as function of temperature and salinity for the low temperature range. *Atmos. Environ.* **1995**, *29*, 323-331.
- Diao, G. W.; Chu, L. T. Heterogeneous reactions of HX plus HONO and I₂ on ice surfaces: Kinetics and linear correlations. *J. Phys. Chem. A* **2005**, *109*, 1364-1373, doi:10.1021/jp045965+.
- Diau, E. W.-G.; Lee, Y.-P. Detailed rate coefficients and the enthalpy change of the equilibrium reaction OH + C₂H₄ ⇌(M) HOC₂H₄ over the temperature range 544-673 K. *J. Chem. Phys.* **1992**, *96*, 377-386.
- Diau, E. W.-G.; Lee, Y.-P. Kinetics of the reactions of CS₂OH with O₂, NO, and NO₂. *J. Phys. Chem.* **1991**, *95*, 7726-7732.
- Diau, E. W.-G.; Tso, T.-L.; Lee, Y.-P. Kinetics of the reaction OH + NH₃ in the range 273-433 K. *J. Phys. Chem.* **1990**, *94*, 5261-5265.
- Diau, E. W.; Yu, T.; Wagner, M. A. G.; Lin, M. C. Kinetics of the NH₂ + NO reaction: Effects of temperature on the total rate constant and the OH/H₂O branching ratio. *J. Phys. Chem.* **1994**, *98*, 4034-4042, doi:10.1021/j100066a022.
- Diaz-de-Mera, Y.; Aranda, A.; Rodriguez, D.; López, R.; Cabañas, B.; Martinez, E. Gas-phase reactions of chlorine atoms and ClO radicals with dimethyl sulfide. Rate coefficients and temperature dependences. *J. Phys. Chem. A* **2002**, *106*, 8627-8633, doi:10.1021/jp014570c.
- Dibble, T. S.; Maricq, M. M.; Szente, J. J.; Francisco, J. S. Kinetics of the reaction of CF₃O with NO. *J. Phys. Chem.* **1995**, *99*, 17394-17402, doi:10.1021/j100048a014.
- Dibble, T. S.; Zelig, M. J.; Mao, H. Thermodynamics of reactions of ClHg and BrHg radicals with atmospherically abundant free radicals. *Atmos. Chem. Phys.* **2012**, *12*, 10271-10279, doi:10.5194/acp-12-10271-2012.
- Dillon, T. J.; Blitz, M. A.; Heard, D. E. Determination of the rate coefficients for the reactions IO + NO₂ + M (Air) → IONO₂ + M and O(³P) + NO₂ → O₂ + NO using laser-induced fluorescence spectroscopy. *J. Phys. Chem. A* **2006**, *110*, 6995-7002, doi:10.1021/jp057048p.

- Dillon, T. J.; Hölscher, D.; Sivakumaran, V.; Horowitz, A.; Crowley, J. N. Kinetics of the reactions of HO with methanol (210–351 K) and with ethanol (216–368 K). *Phys. Chem. Chem. Phys.* **2005**, *7*, 349-355, doi:10.1039/b413961e.
- Dillon, T. J.; Horowitz, A.; Crowley, J. N. Absolute rate coefficients for the reactions of O(¹D) with a series of n-alkanes. *Chem. Phys. Lett.* **2007**, *443*, 12-16, doi:10.1016/j.cplett.2007.06.044.
- Dillon, T. J.; Horowitz, A.; Crowley, J. N. Cross-sections and quantum yields for the atmospheric photolysis of the potent greenhouse gas nitrogen trifluoride. *Atmos. Environ.* **2010**, *44*, 1186-1191, doi:10.1016/j.atmosenv.2009.12.026.
- Dillon, T. J.; Horowitz, A.; Crowley, J. N. The atmospheric chemistry of sulphuryl fluoride, SO₂F₂. *Atmos. Chem. Phys.* **2008**, *8*, 1547-1557.
- Dillon, T. J.; Horowitz, A.; Hölscher, D.; Crowley, J. N.; Vereecken, L.; Peeters, J. Reaction of HO with hydroxyacetone (HOCH₂C(O)CH₃): rate coefficients (233-363 K) and mechanism. *Phys. Chem. Chem. Phys.* **2008**, *8*, 236-246, doi:10.1039/b717386e.
- Dillon, T. J.; Karunanandan, R.; Crowley, J. N. The reaction of IO with CH₃SCH₃: Products and temperature dependent rate coefficients by laser induced fluorescence. *Phys. Chem. Chem. Phys.* **2006**, *8*, 847-855, doi:10.1039/b514718b.
- Dillon, T. J.; Pozzer, A.; Vereecken, L.; Crowley, J. N.; Lelieveld, J. Does acetone react with HO₂ in the upper-troposphere? *Atmos. Chem. Phys.* **2012**, *12*, 1339-1351, doi:10.5194/acp-12-1339-2012.
- Dillon, T. J.; Tucceri, M. E.; Hölscher, D.; Crowley, J. N. Absorption cross-section of IO at 427.2 nm and 298 K. *J. Photochem. Photobiol. A: Chem.* **2005**, *176*, 3-14, doi:10.1016/j.jphotochem.2005.09.025.
- Dillon, T. J.; Vereecken, L.; Horowitz, A.; Khamaganov, V.; Crowley, J. N.; Lelieveld, J. Removal of the potent greenhouse gas NF₃ by reactions with the atmospheric oxidants O(¹D), OH and O₃. *Phys. Chem. Chem. Phys.* **2011**, *13*, 18600-18608, doi:10.1039/c1cp22230a.
- Diogo, H. P.; Minas de Piedada, M. E.; Simões, J. A. M.; Nagano, Y. Standard enthalpy of formation and enthalpy of vaporization of di-1,1-dimethylethyl peroxide: Re-evaluation of the standard enthalpy of formation of the di-1,1-dimethylethoxy radical. *J. Chem. Thermo.* **1995**, *27*, 597-604.
- Disselkamp, R. S.; Carpenter, M. A.; Cowin, J. P. A chamber investigation of nitric acid-soot aerosol chemistry at 298 K. *J. Atmos. Chem.* **2000**, *37*, 113-123.
- Disselkamp, R. S.; Carpenter, M. A.; Cowin, J. P.; Berkowitz, C. M.; Chapman, E. G.; Zaveri, R. A.; Laulainen, N. S. Ozone loss in soot aerosols. *J. Geophys. Res.* **2000**, *105*, 9767-9771.
- Ditchburn, R. W. Absorption cross-sections in the vacuum ultra-violet III. Methane. *Proc. Roy. Soc. London A* **1955**, *229*, 44-62.
- Ditchburn, R. W.; Young, P. A. The absorption of molecular oxygen between 1850 and 2500 Å. *J. Atmos. Terr. Phys.* **1962**, *24*, 127-139.
- Dixon, D. A.; Christie, K. O. Nitrosyl hypofluorite: Local density functional study of a problem case for theoretical methods. *J. Phys. Chem.* **1992**, *95*, 1018-1021.
- Dixon, D. A.; de Jong, W. A.; Peterson, K. A.; Francisco, J. S. Heats of formation of CBr, CHBr, and CBr₂ from ab initio chemistry. *J. Phys. Chem. A* **2002**, *106*, 4724-4728, doi:10.1021/jp0147067.
- Dixon, D. A.; de Jong, W. A.; Peterson, K. A.; McMahon, T. B. Methyl cation affinities of rare gases and nitrogen and the heat of formation of diazomethane. *J. Phys. Chem. A* **2005**, *109*, 4073-4080, doi:10.1021/jp044561e.
- Dixon, D. A.; Feller, D. Heats of formation of CF₂, FCO, and CF₂O. *J. Phys. Chem. A* **1998**, *102*, 8209-8216.
- Dixon, D. A.; Francisco, J. S.; Alexeev, Y. Thermochemical properties of H_xNO molecules and ions from ab initio electronic structure theory. *J. Phys. Chem. A* **2006**, *110*, 185-191, doi:10.1021/jp054642q.
- Dixon, J. K. The absorption coefficient of nitrogen dioxide in the visible spectrum. *J. Chem. Phys.* **1940**, *8*, 157-160.
- Dlugokencky, E. J.; Howard, C. J. Laboratory studies of NO₃ radical reactions with some atmospheric sulfur compounds. *J. Phys. Chem.* **1988**, *92*, 1188-1193, doi:10.1021/j100316a036.
- Dlugokencky, E. J.; Howard, C. J. Studies of NO₃ radical reactions with some atmospheric organic compounds at low pressures. *J. Phys. Chem.* **1989**, *93*, 1091-1096.
- Dlugokencky, E. J.; Ravishankara, A. R. Laboratory measurements of direct ozone loss on ice and doped-ice surfaces. *Geophys. Res. Lett.* **1992**, *19*, 41-44.
- Dóbbé, S.; Bérces, T.; Turányi, T.; Márta, F.; Grussdorf, J.; Temps, F.; Wagner, H. G. Direct kinetic studies of the reactions Br + CH₃OH and CH₂OH + HBr: The heat of formation of CH₂OH. *J. Phys. Chem.* **1996**, *100*, 19864-19873.
- Dóbbé, S.; Khachatryan, L. A.; Bérces, T. Kinetics of reactions of hydroxyl radicals with a series of aliphatic aldehydes. *Ber. Bunsenges. Phys. Chem.* **1989**, *93*, 847-852.
- Dóbbé, S.; Lendvay, G.; Szilágyi, I.; Bérces, T. Kinetics and mechanism of the reaction of CH₃O with NO. *Int. J. Chem. Kinet.* **1994**, *26*, 887-901.
- Dóbbé, S.; Otting, M.; Temps, F.; Wagner, H. G.; Ziemer, H. Fast flow kinetic studies of the reaction CH₂OH + HCl ⇌ CH₃OH + Cl. The heat of formation of hydroxymethyl. *Ber. Bunsenges. Phys. Chem.* **1993**, *97*, 877-884.

- Dóbbé, S.; Temps, F.; Böhlend, T.; Wagner, H. G. The reaction of CH₂OH radicals with O₂ studied by laser magnetic resonance technique. *Z. Naturforsch.* **1985**, *40a*, 1289-1298.
- Dóbbé, S.; Turányi, T.; Iogansen, A. A.; Bérces, T. Rate constants of the reactions of OH radicals with cyclopropane and cyclobutane. *Int. J. Chem. Kinet.* **1992**, *24*, 191-198.
- Dobis, O.; Benson, S. W. Analysis of flow dynamics in a new, very low pressure reactor. Application to the reaction: Cl + CH₄ ⇌ HCl + CH₃. *Int. J. Chem. Kinet.* **1987**, *19*, 691-708.
- Dobis, O.; Benson, S. W. Reaction of the ethyl radical with oxygen at millitorr pressures at 243-368 K and a study of the Cl + HO₂, ethyl + HO₂, and HO₂ + HO₂ reactions. *J. Am. Chem. Soc.* **1993**, *115*, 8798-8809, doi:10.1021/ja00072a038.
- Dobis, O.; Benson, S. W. Temperature coefficients of the rates of Cl atom reactions with C₂H₆, C₂H₅, and C₂H₄. The rates of disproportionation and recombination of ethyl radicals. *J. Am. Chem. Soc.* **1991**, *113*, 6377-6386, doi:10.1021/ja00017a004.
- Dodd, R. E.; Watson-Smith, J. The photolysis of trifluoroacetaldehyde. *J. Chem. Soc.* **1957**, 1465-1473.
- Dodonov, A. F.; Lavrovskaya, G. K.; Morozov, I. I.; Tal'rose, V. L. *Dokl. Adak. Nauk USSR, 1971, Vol. 198, 622: Dokl. Phys. Chem. (Engl. Trans.)* **1971**, *198*, 440-442.
- Dodonov, A. F.; Zelenov, V. V.; Kukui, A. S.; Ponomarev, E. A.; Tal'Roze, V. L. Mass spectrometric investigation of elementary gas phase reactions passing in the H + O₃ + O₂ system-Channels of H + O₃ → OH(v) + O₂, H + O₂ → HO₂ + O reactions. *Khim. Fiz.* **1985**, *4*, 1335-1343.
- Dognon, A. M.; Caralp, F.; Lesclaux, R. Réactions des radicaux chlorofluorométhyl peroxy avec NO: Étude cinétique dans le domaine de température compris entre 230 et 430 K. *J. Chim. Phys.* **1985**, *82*, 349-352.
- Dohnal, V.; Fenclova, D.; Vrbka, P. Temperature dependences of limiting activity coefficients, Henry's law constants, and derivative infinite dilution properties of lower (C₁ - C₅) 1-alkanols in water. Critical compilation, correlation, and recommended data. *J. Phys. Chem. Ref. Data* **2006**, *35*, 1621-1651, doi:10.1063/1.220335.
- Dohnal, V.; Vrbka, P.; Řehák, K.; Böhme, A.; Paschke, A. Activity coefficients and partial molar excess enthalpies at infinite dilution for four esters in water. *Fluid Phase Equilibria* **2010**, *295*, 194-200, doi:10.1016/j.fluid.2010.05.010.
- Dolson, D. A. Experimental determination of the OH product yield from NH₂ + NO at 300 K. *J. Phys. Chem.* **1986**, *90*, 6714-6718, doi:10.1021/j100283a025.
- Domine, F.; Murrells, T. P.; Howard, C. J. Kinetics of the reactions of NO₂ with CH₃S, CH₃SO, CH₃SS, and CH₃SSO at 297 K and 1 Torr. *J. Phys. Chem.* **1990**, *94*, 5839-5847.
- Domine, F.; Ravishankara, A. R. The yield of CH₃S from the reaction of OH with CH₃SSCH₃. *Int. J. Chem. Kinet.* **1992**, *24*, 943-951.
- Domine, F.; Ravishankara, A. R.; Howard, C. J. Kinetics and mechanisms of the reactions of CH₃S, CH₃SO, and CH₃SS with O₃ at 300 K and low pressures. *J. Phys. Chem.* **1992**, *96*, 2171-2178.
- Donaghy, T.; Shanahan, I.; Hande, M.; Fitzpatrick, S. Rate constants and atmospheric lifetimes for the reactions of OH radicals and Cl atoms with haloalkanes. *Int. J. Chem. Kinet.* **1993**, *25*, 273-284.
- Donahue, N. M.; Anderson, J. G.; Demerjian, K. L. New rate constants for ten OH alkane reactions from 300 to 400 K: An assessment of accuracy. *J. Phys. Chem. A* **1998**, *102*, 3121-3126.
- Donahue, N. M.; Clarke, J. S. Fitting multiple datasets in kinetics: *n*-butane + OH → products. *Int. J. Chem. Kinet.* **2004**, *36*, 259-272, doi:10.1002/kin.10194.
- Donahue, N. M.; Dubey, M. K.; Mohrschladt, R.; Demerjian, K.; Anderson, J. G. High-pressure flow study of the reactions OH + NO_x → HONO_x: Errors in the falloff region. *J. Geophys. Res.* **1997**, *102*, 6159-6168.
- Donahue, N. M.; Kroll, J. H.; Anderson, J. G.; Demerjian, K. L. Direct observation of OH production from the ozonolysis of olefins *Geophys. Res. Lett.* **1998**, *25*, 59-62.
- Donaldson, D. J.; Frost, G. J.; Rosenlof, K. H.; Tuck, A. F.; Vaida, V. Atmospheric radical production by excitation of vibrational overtones via absorption of visible light. *Geophys. Res. Lett.* **1997**, *24*, 2651-2654.
- Donaldson, D. J.; Guest, J. A.; Goh, M. C. Evidence for absorbed SO₂ at the aqueous-air interface. *J. Phys. Chem.* **1995**, *99*, 9313-9315, doi:10.1021/j100023a002.
- Donaldson, D. J.; Ravishankara, A. R.; Hanson, D. R. Detailed study of HOCl + HCl → Cl₂ + H₂O in sulfuric acid. *J. Phys. Chem. A* **1997**, *101*, 4717-4725.
- Donaldson, J.; Orlando, J. J.; Amann, S.; Tyndall, G. S.; Proos, R. J.; Henry, B. R.; Vaida, V. Absolute intensities of nitric acid overtones. *J. Phys. Chem.* **1998**, *102*, 5171-5174.
- Donohoue, D. L.; Bauer, D.; Cossairt, B.; Hynes, A. J. Temperature and pressure dependent rate coefficients for the reaction of Hg with Br and the reaction of Br with Br: A pulsed laser photolysis-pulsed laser induced fluorescence study. *J. Phys. Chem. A* **2006**, *110*, 6623-6632, doi:10.1021/jp054688j.
- Donohue, T.; Wiesenfeld, J. R. Photodissociation of alkyl iodides. *J. Chem. Phys.* **1975**, *63*, 3130-3135.
- Donovan, R. J.; Little, D. J. The rate of the reaction S(3³P_J) + O₂. *Chem. Phys. Lett.* **1972**, *13*, 488-490.
- Dooley, K. S.; Geidosch, J. N.; North, S. W. Ion imaging study of IO radical photodissociation: Accurate bond dissociation energy determination. *Chem. Phys. Lett.* **2008**, *457*, 303-306, doi:10.1016/j.cplett.2008.04.009.

- Dorofeeva, O. V.; Suntsova, M. A. Enthalpies of formation of nitromethane and nitrobenzene: Theory vs experiment. *J. Chem. Thermo.* **2013**, *58*, 221-225, doi:10.1016/j.jct.2012.11.008.
- Dorofeeva, O.; Iorish, V. S.; Novikov, V. P.; Neumann, D. B. NIST-JANAF thermochemical tables. II. Three molecules related to atmospheric chemistry: HNO₃, H₂SO₄, and H₂O₂. *J. Phys. Chem. Ref. Data* **2003**, *32*, 879-901, doi:10.1063/1.1547435.
- Dorofeeva, O.; Novikov, V. P.; Neumann, D. B. NIST-JANAF thermochemical tables. 1. Ten organic molecules related to atmospheric chemistry. *J. Phys. Chem. Ref. Data* **2001**, *30*, 475-513.
- Doucet, J.; Gilbert, R.; Sauvageau, P.; Sandorfy, C. Photoelectron and far-ultraviolet spectra of CF₃Br, CF₂BrCl, and CF₂Br₂. *J. Chem. Phys.* **1975**, *62*, 366-369.
- Doucet, J.; Sauvageau, P.; Sandorfy, C. Photoelectron and far-ultraviolet absorption spectra of chlorofluoro derivatives of ethane. *J. Chem. Phys.* **1975**, *62*, 355-359.
- Doucet, J.; Sauvageau, P.; Sandorfy, C. Vacuum ultraviolet and photoelectron spectra of fluoro-chloro derivatives of methane. *J. Chem. Phys.* **1973**, *58*, 3708-3716.
- Douglas, E. Carbon monoxide solubilities in sea water. *J. Phys. Chem.* **1967**, *71*, 1931-1933.
- Dove, J. E.; Hippler, H.; Plach, J.; Troe, J. Ultraviolet spectra of vibrationally highly excited CS₂ molecules. *J. Chem. Phys.* **1984**, *81*, 1209-1214, doi:10.1063/1.447797.
- Dransfeld, P.; Wagner, H. G. Comparative study of the reactions of ¹⁶OH with H¹⁶O₂. *Z. Naturforsch.* **1987**, *42a*, 471-476.
- Dransfield, T. J.; Perkins, K. K.; Donahue, N. M.; Anderson, J. G.; Sprengnether, M. M.; Demerjian, K. Temperature and pressure dependent kinetics of the gas-phase reaction of the hydroxyl radical with nitrogen dioxide. *Geophys. Res. Lett.* **1999**, *26*, 687-690.
- Dreier, T.; Wolfrum, J. 20th International Symposium on Combustion, **1984**.
- Dreier, T.; Wolfrum, J. Direct study of the reaction of vibrationally excited CO molecules with OH radicals. *Proc. Combust. Inst.* **1980**, *18*, 801-809.
- Dreyer, J. W.; Perner, D.; Roy, C. R. Rate constants for the quenching of N₂(A ³Σ_u⁺, v_A = 0-8) by CO, CO₂, NH₃, NO, and O₂. *J. Chem. Phys.* **1974**, *61*, 3164-3169.
- Drisdell, W. S.; Cappa, C. D.; Smith, J. D.; Saykally, R. J.; Cohen, R. C. Determination of the evaporation coefficient of D₂O. *Atmos. Chem. Phys.* **2008**, *8*, 6699-6706.
- Droege, A. T.; Tully, F. P. Hydrogen-atom abstraction from alkanes by OH. 3. Propane. *J. Phys. Chem.* **1986**, *90*, 1949-1954, doi:10.1021/j100400a042.
- Drougas, E.; Kosmas, A. M. Computational studies of (HIO₃) isomers and the HO₂ + IO reaction pathways. *J. Phys. Chem. A* **2005**, *109*, 3887-3892, doi:10.1021/jp044197j.
- Du, L.; Xu, Y.; Ge, M.; Long, J.; Yao, L.; Wang, W. Rate constant of the gas phase reaction of dimethyl sulfide (CH₃SCH₃) with ozone. *Chem. Phys. Lett.* **2007**, *436*, 36-40, doi:10.1016/j.cplett.2007.01.025.
- Du, S.; Francisco, J. S.; Schenter, G. K.; Iordanov, T. D.; Garrett, B. C.; Dupris, M.; Li, J. The OH radical-H₂O molecular interaction potential. *J. Chem. Phys.* **2006**, *124*, 224318, doi:10.1063/1.2200701.
- Duan, S. X.; Jayne, J. T.; Davidovits, P.; Worsnop, D. R.; Zahniser, M. S.; Kolb, C. E. Uptake of gas-phase acetone by water surfaces. *J. Phys. Chem.* **1993**, *97*, 2284-2288.
- Duncan, J. L.; Schindler, L. R.; Roberts, J. T. A new sulfate-mediated reaction: Conversion of acetone to trimethylbenzene in the presence of liquid sulfuric acid. *Geophys. Res. Lett.* **1998**, *25*, 631-634.
- Duncan, J. L.; Schindler, L. R.; Roberts, J. T. Chemistry at and near the surface of liquid sulfuric acid: A kinetic, thermodynamic, and mechanistic analysis of heterogeneous reactions of acetone. *J. Phys. Chem. B* **1999**, *103*, 7247-7259.
- Duncan, T. V.; Miller, C. E. The HCO₂ potential energy surface: Stationary point energetics and the HOCO heat of formation. *J. Chem. Phys.* **2000**, *113*, 5138-5140.
- Dunlea, E. J. Atmospheric reactions of electronically excited atomic and molecular oxygen. Ph.D. Thesis, University of Colorado, Boulder, **2002**.
- Dunlea, E. J.; Ravishankara, A. R. Kinetics studies of the reactions of O(¹D) with several atmospheric molecules. *Phys. Chem. Chem. Phys.* **2004**, *6*, 2152-2161, doi:10.1039/b400247d.
- Dunlea, E. J.; Ravishankara, A. R. Measurement of the rate coefficient for the reaction of O(¹D) with H₂O and re-evaluation of the atmospheric OH production rate. *Phys. Chem. Chem. Phys.* **2004**, *6*, 3333-3340, doi:10.1039/b402483d.
- Dunlea, E. J.; Ravishankara, A. R.; Strekowski, R. S.; Nicovich, J. M.; Wine, P. H. Temperature-dependent quantum yields for O(³P) and O(¹D) production from photolysis of O₃ at 248 nm. *Phys. Chem. Chem. Phys.* **2004**, *6*, 5484-5489, doi:10.1039/b414326d.
- Dunlea, E. J.; Talukdar, R. K.; Ravishankara, A. R. Kinetic studies of O₂(b¹Σ_g⁺) with several atmospheric molecules. *J. Phys. Chem. A* **2005**, *109*, 3912-3920, doi:10.1021/jp044129x.
- Dunlea, E. J.; Talukdar, R. K.; Ravishankara, A. R. Kinetics and products of the reaction O₂(¹Σ) + N₂O. *Z. Phys. Chem.* **2010**, *224*, 989-1007, doi:10.1524/zpch.2010.6137.

- Dunlop, J. R.; Tully, F. P. A kinetic study of OH radical reactions with methane and perdeuterated methane. *J. Phys. Chem.* **1993**, *97*, 11148-11150.
- Dunlop, J. R.; Tully, F. P. Catalytic dehydration of alcohols by OH. 2-propanol: An intermediate case. *J. Phys. Chem.* **1993**, *97*, 6457-6464.
- Dyke, J. M.; Ghosh, M. V.; Goubet, M.; Lee, E. P. F.; Levita, G.; Miqueu, K.; Shallcross, D. E. A study of the atmospherically relevant reaction between molecular chlorine and dimethylsulfide (DMS): Establishing the reaction intermediate and measurement of absolute photoionization cross-sections. *Chem. Phys.* **2006**, *324*, 85-95, doi:10.1016/j.chemphys.2005.11.045.
- Dyke, J. M.; Ghosh, M. V.; Kinnison, D. J.; Levita, G.; Morris, A.; Shallcross, D. E. A kinetics and mechanistic study of the atmospherically relevant reaction between molecular chlorine and dimethyl sulfide (DMS). *Phys. Chem. Chem. Phys.* **2005**, *7*, 866-873, doi:10.1039/b415566a.

E

[Back to Index](#)

- Ebenstein, W. L.; Wiesenfeld, J. R.; Wolk, G. L. Photodissociation of alkyl bromides. *Chem. Phys. Lett.* **1978**, *53*, 185-189.
- Eberhard, J.; Howard, C. J. Temperature-dependent kinetics studies of the reactions of $C_2H_5O_2$ and $n-C_3H_7O_2$ radicals with NO. *Int. J. Chem. Kinet.* **1996**, *28*, 731-740.
- Eberhard, J.; Yeh, P.-S.; Lee, Y.-P. Laser-photolysis/time-resolved Fourier-transform absorption spectroscopy: formation and quenching of HCl(v) in the chain reaction $Cl/Cl_2/H_2$. *J. Chem. Phys.* **1997**, *107*, 6499-6502.
- Edelbüttel-Einhaus, J.; Hoyermann, K.; Rohde, G.; Seeba, J. The detection of the hydroxyethyl radical by REMPI/mass-spectrometry and the application to the study of the reactions $CH_3CHOH + O$ and $CH_3CHOH + H$. *Proc. Combust. Inst.* **1992**, *24*, 661-668.
- Eden, C.; Feilchenfeld, H.; Manor, S. Simultaneous spectrophotometric determination of nitrosyl bromide and bromine. *Anal. Chem.* **1969**, *41*, 1150-1151.
- Eden, S.; Limão-Vieira, P.; Hoffmann, S. V.; Mason, N. J. VUV photoabsorption by hexafluoropropene. *Chem. Phys. Lett.* **2003**, *379*, 170-176, doi:10.1016/j.cplett.2003.08.029.
- Eden, S.; Limão-Vieira, P.; Hoffmann, S. V.; Mason, N. J. VUV spectroscopy of CH_3Cl and CH_3I . *Chem. Phys.* **2006**, *331*, 232-244, doi:10.1016/j.chemphys.2006.10.021.
- Eden, S.; Limão-Vieira, P.; Kendall, P. A.; Mason, N. J.; Delwiche, J.; Hubin-Franskin, M.-J.; Tanaka, T.; Kitajima, M.; Tanaka, H.; Cho, H.; Hoffmann, S. V. Electronic excitation of tetrafluoroethylene, C_2F_4 . *Chem. Phys.* **2004**, *297*, 257-269, doi:10.1016/j.chemphys.2003.10.031.
- Eden, S.; Limão-Vieira, P.; Kendall, P.; Mason, N. J.; Hoffmann, S. V.; Spyrou, S. M. High resolution photo-absorption studies of acrylonitrile, C_2H_3CN , and acetonitrile, CH_3CN . *Eur. Phys. J.* **2003**, *D 26*, 201-210, doi:10.1140/epjd/e2003-00223-5.
- Edney, E. O.; Driscoll, D. J. Chlorine initiated photooxidation studies of hydrochlorofluorocarbons (HCFCs) and hydrofluorocarbons (HFCs): results for HCFC-22 ($CHClF_2$); HFC-41 (CH_3F); HCFC-124 ($CClF_2HCF_3$); HFC-125 (CF_3CHF_2); HFC-134a (CF_3CH_2F); HCFC-142b ($CClF_2CH_3$); and HFC-152a (CHF_2CH_3). *Int. J. Chem. Kinet.* **1992**, *24*, 1067-1081.
- Edney, E. O.; Kleindienst, T. E.; Corse, E. W. Room temperature rate constants for the reaction of OH with selected chlorinated and oxygenated hydrocarbons. *Int. J. Chem. Kinet.* **1986**, *18*, 1355-1371, doi:10.1002/kin.550181207.
- Edwards, T. J.; Maurer, G.; Newman, J.; Prausnitz, J. M. Vapor-liquid equilibria in multicomponent aqueous solutions of volatile weak electrolytes. *AIChE Journal* **1978**, *24*, 966-976.
- Egsgaard, H.; Carlson, L.; Florencio, H.; Drewello, T.; Schwarz, H. Experimental evidence for the gaseous HSO_3 radical. The key intermediate in the oxidation of SO_2 in the atmosphere. *Chem. Phys. Lett.* **1988**, *148*, 537-540.
- Ehhalt, D. H.; Davidson, J. A.; Cantrell, C. A.; Friedman, I.; Tyler, S. The kinetic isotope effect in the reaction of H_2 with OH. *J. Geophys. Res.* **1989**, *94*, 9831-9836.
- Eibling, R. E.; Kaufman, M. Kinetics studies relevant to possible coupling between the stratospheric chlorine and sulfur cycles. *Atmos. Environ.* **1983**, *17*, 429-431.
- El Helou, Z.; Churassy, S.; Wannous, G.; Bacis, R.; Boursey, E. Absolute cross sections of ozone at atmospheric temperatures for the Wulf and the Chappuis bands. *J. Chem. Phys.* **2005**, *122*, 244311, doi:10.1063/1.193736.
- El Zein, A.; Romanias, M. N.; Bedjanian, Y. Kinetics and products of heterogeneous reactions of HONO with Fe_2O_3 and Arizona test dust. *Environ. Sci. Technol.* **2013**, *47*, 6325-6331, doi:10.1021/es400794c.
- El-Nahas, A. M.; Bozzelli, J. W.; Simmie, J. M.; Navarro, M. V.; Black, G.; Curran, H. J. Thermochemistry of acetyl and related radicals. *J. Phys. Chem. A* **2006**, *110*, 13618-13623, doi:10.1021/jp065003y.
- Elam, J. W.; Nelson, C. E.; Cameron, M. A.; Tolbert, M. A.; George, S. M. Adsorption of H_2O on a single-crystal $\alpha-Al_2O_3(0001)$ surface. *J. Phys. Chem. B* **1998**, *102*, 7008-7015.

- Elfers, G.; Zabel, F.; Becker, K. H. Determination of the rate constant ratio for the reactions of the ethylperoxy radical with NO and NO₂. *Chem. Phys. Lett.* **1990**, *168*, 14-19.
- Ellermann, T.; Johnsson, K.; Lund, A.; Pagsberg, P. Kinetics and equilibrium-constant of the reversible reaction ClO + ClO + M ↔ Cl₂O₂ + M at 295 K. *Acta Chem. Scand.* **1995**, *49*, 28-35.
- Ellermann, T.; Nielsen, O. J.; Skov, H. Absolute rate constants for the reaction of NO₃ radicals with a series of dienes at 295 K. *Chem. Phys. Lett.* **1992**, *200*, 224-229.
- Ellermann, T.; Sehested, J.; Nielson, O. J.; Pagsberg, P.; Wallington, T. J. Kinetics of the reaction of F atoms with O₂ and UV spectrum of FO₂ radicals in the gas phase at 295 K. *Chem. Phys. Lett.* **1994**, *218*, 287-294.
- Ellingson, B. A.; Truhlar, D. G. Explanation of the unusual temperature dependence of the atmospherically important OH + H₂S → H₂O + HS reaction and prediction of the rate constant at combustion temperatures. *J. Am. Chem. Soc.* **2007**, *129*, 12765-12771, doi:10.1021/ja072538b.
- Elliott, S. The solubility of carbon disulfide vapor in natural aqueous systems. *Atmos. Environ.* **1989**, *23*, 1977-1980.
- Elliott, S.; Rowland, F. S. Nucleophilic substitution rates and solubilities for methyl halides in seawater. *Geophys. Res. Lett.* **1993**, *20*, 1043-1046.
- Elrod, M. J.; Koch, R. E.; Kim, J. E.; Molina, M. S. HCl vapour pressures and reaction probabilities of ClONO₂ + HCl on liquid H₂SO₄-HNO₃-HCl-H₂O solutions. *Faraday Discuss.* **1995**, *100*, 269-278.
- Elrod, M. J.; Meads, R. F.; Lipson, J. B.; Seeley, J. V.; Molina, M. J. Temperature dependence of the rate constant for the HO₂ + BrO reaction. *J. Phys. Chem.* **1996**, *100*, 5808-5812.
- Elrod, M. J.; Ranschaert, D. L.; Schneider, N. J. Direct kinetics study of the temperature dependence of the CH₂O branching channel for the CH₃O₂ + HO₂ Reaction. *Int. J. Chem. Kinet.* **2001**, *33*, 363-376.
- Emrich, M.; Warneck, P. Photodissociation of acetone in air: Dependence on pressure and wavelength. Behavior of the excited singlet state. *J. Phys. Chem. A* **2000**, *104*, 9436-9442, doi:10.1021/jp001873i.
- Emrich, M.; Warneck, P. Photodissociation of acetone in air: Dependence on pressure and wavelength. Behavior of the excited singlet state. *J. Phys. Chem. A* **2005**, *109*, 1752, doi:10.1021/jp0407627.
- Enami, S.; Nakano, Y.; Hashimoto, S.; Kawasaki, M.; Aloisio, S.; Francisco, J. S. Reactions of Cl atoms with dimethyl sulfide: A theoretical calculation and an experimental study with cavity ring-down spectroscopy. *J. Phys. Chem. A* **2004**, *108*, 7785-7789, doi:10.1021/jp049772y.
- Enami, S.; Ueda, J.; Nakano, Y.; Hashimoto, S.; Kawasaki, M. Temperature-dependent absorption cross sections of ozone in the Wulf-Chappuis band at 759-768 nm. *J. Geophys. Res.* **2004**, *109*, D05309, doi:10.1029/2003JD004097.
- Enami, S.; Vecitis, C. D.; Cheng, J.; Hoffmann, M. R.; Colussi, A. J. Mass spectrometry of interfacial layers during fast aqueous aerosol/ozone gas reactions of atmospheric interest. *Chem. Phys. Lett.* **2008**, *455*, 316-320, doi:10.1016/j.cplett.2008.02.075.
- English, A. M.; Hansen, J. C.; Sente, J. J.; Maricq, M. M. The effects of water vapor on the CH₃O₂ self-reaction and reaction with HO₂. *J. Phys. Chem. A* **2008**, *112*, 9220-9228, doi:10.1021/jp800727a.
- Ennis, C. A.; Birks, J. W. Applications of a new laboratory source of gaseous HOCl: Product distribution in the Cl + HOCl reaction and equilibrium constant for the reaction Cl₂O + H₂O ⇌ 2HOCl. *J. Phys. Chem.* **1985**, *89*, 186-191, doi:10.1021/j100247a039.
- Ennis, C. A.; Birks, J. W. Rate constants for the reactions OH + HOCl → H₂O + ClO and H + HOCl → products. *J. Phys. Chem.* **1988**, *93*, 1119-1126, doi:10.1021/j100316a024.
- Erler, K.; Field, D.; Zellner, R.; Smith, I. W. M. Recombination reaction between hydroxyl radicals and nitrogen dioxide. OH + NO₂ + M (= He, CO₂) in temperature range 213-300 K. *Ber. Bunsenges. Phys. Chem.* **1977**, *81*, 22-26.
- Ervin, K. M.; Gronert, S.; Barlow, E. E.; Gilles, M. K.; Harrison, A. G.; Bierbaum, V. M.; DePuy, C. H.; Lineberger, W. C.; Ellison, G. B. Bond strengths of ethylene and acetylene. *J. Am. Chem. Soc.* **1990**, *112*, 5750-5759.
- Eskola, A. J.; Wojcik-Pastuszka, D.; Ratajczak, E.; Timonen, R. S. Kinetics of the reactions of CH₂Br and CH₂I radicals with molecular oxygen at atmospheric temperatures. *Phys. Chem. Chem. Phys.* **2006**, *8*, 416-424, doi:10.1039/b516291b.
- Espinosa-Garcia, J.; Dóbbé, S. Theoretical enthalpies of formation for atmospheric hydroxycarbonyls. *J. Mol. Struct. - Theochem* **2005**, *713*, 119-125, doi:10.1016/j.theochem.2004.11.002.
- Esteve, W.; Nozière, B. Uptake and reaction kinetics of acetone, 2-butanone, 2,4-pentanedione, and acetaldehyde in sulfuric acid solutions. *J. Phys. Chem. A* **2005**, *109*, 10920-10928, doi:10.1021/jp051199a.
- Estupiñán, E. G., J. M. Nicovich and P.H. Wine A temperature-dependent kinetics study of the important stratospheric reaction O(³P) + NO₂ → O₂ + NO. *J. Phys. Chem. A* **2001**, *105*, 9697-9703, doi:10.1021/jp011940o.
- Estupiñán, E. G.; Nicovich, J. M.; Li, J.; Cunnold, D. M.; Wine, P. H. Investigation of N₂O production from 266 and 532 nm laser flash photolysis of O₃/N₂/O₂ mixtures. *J. Phys. Chem. A* **2002**, *106*, 5880-5890, doi:10.1021/jp014242c.

- Evans, J. T.; Chipperfield, M. P.; Oelhaf, H.; Stowasser, M.; Wetzel, G. Effect of near-IR photolysis of HO₂NO₂ on stratospheric chemistry. *Geophys. Res. Lett.* **2003**, *29*, 1223, doi:10.1029/2002GL016470.
- Evleth, E. M.; Melius, C. F.; Rayez, M. T.; Rayez, J. C.; Forst, W. Theoretical characterization of the reaction of hydroperoxy with formaldehyde. *J. Phys. Chem.* **1993**, *97*, 5040-5045, doi:10.1021/j100121a031.

F

[Back to Index](#)

- Fabian, W. M. F.; Janoschek, R. Thermochemical properties of the hydroxy-formyl radical HO-CO, and the formyloxy radical, HC(O)O, and their role in the reaction OH + CO → H + CO₂. Computational G3MP2B3 and CCSD(T)-CBS studies. *J. Mol. Struct. - Theochem* **2005**, *713*, 227-234, doi:10.1016/j.theochem.2004.08.065.
- Fagerstrom, K.; Lund, A.; Mahmoud, G.; Jodkowski, J. T.; Ratajczak, E. Pressure and temperature dependence of the gas-phase reaction between methyl and hydroxyl radicals. *Chem. Phys. Lett.* **1994**, *224*, 43-50.
- Fahr, A.; Braun, W.; Kurylo, M. J. Scattered light and accuracy of the cross-section measurements of weak absorptions: Gas and liquid phase UV absorption cross sections of CH₃CFCl₂. *J. Geophys. Res.* **1993**, *98*, 20467-20472.
- Fahr, A.; Braun, W.; Laufer, A. H. Photolysis of methyl vinyl ketone at 193.3 nm: Quantum yield determination of methyl and vinyl radicals. *J. Phys. Chem.* **1993**, *97*, 1502-1506.
- Fahr, A.; Laufer, A. H.; Kraus, M.; Osman, R. Gas phase absorption spectrum and cross sections of vinylperoxy (C₂H₃O₂) radical. *J. Phys. Chem. A* **1997**, *101*, 4879-4886.
- Fahr, A.; Nayak, A. K.; Huie, R. E. Temperature dependence of the ultraviolet absorption cross section of CF₃I. *Chem. Phys.* **1995**, *199*, 275-284.
- Fahr, A.; Nayak, A. K.; Kurylo, M. J. The ultraviolet absorption cross sections of CH₃I temperature dependent gas and liquid phase measurements. *Chem. Phys.* **1995**, *197*, 195-203.
- Fair, R. W.; Thrush, B. A. Reaction of hydrogen atoms with hydrogen sulphide in the presence of molecular oxygen. *Trans. Faraday Soc.* **1969**, *65*, 1557-1570.
- Fair, R. W.; van Roodelaar, A.; Strausz, O. P. The reaction of S(³P) atoms with molecular oxygen. *Can. J. Chem.* **1971**, *49*, 1659-1664.
- Fairbrother, D. H.; Somorjai, G. Equilibrium surface composition of sulfuric acid films in contact with various atmospheric gases (HNO₃, CO₂, CH₂O, Cl₂, NO, NO₂). *J. Phys. Chem. B* **2000**, *104*, 4649-4652, doi:10.1021/jp992889f.
- Falbe-Hansen, H.; Sorensen, S.; Jensen, N. R.; Pedersen, T.; Hjorth, J. Atmospheric gas-phase reactions of dimethylsulphoxide and dimethylsulphone with OH and NO₃ radicals, Cl atoms and ozone. *Atmos. Environ.* **2000**, *34*, 1543-1551.
- Fally, S.; Coheur, P.-F.; Carleer, M.; Clerbaux, C.; Colin, R.; Jenouvrier, A.; Mérienne, M.-F.; Hermans, C.; Vandaele, A. C. Water vapor line broadening and shifting by air in the 26,000–13,000 cm⁻¹ region. *J. Quant. Spectrosc. Radiat. Transfer* **2003**, *82*, 119-131, doi:10.1016/S0022-4073(03)00149-3.
- Fally, S.; Vandaele, A. C.; Carleer, M.; Hermans, C.; Jenouvrier, A.; Mérienne, M.-F.; Coquart, B.; Colin, R. Fourier transform spectroscopy of the O₂ Herzberg bands. III. Absorption cross sections of the collision-induced bands of the Herzberg continuum. *J. Mol. Spectrosc.* **2000**, *204*, 10-20, doi:10.1006/jmsp.2000.8204.
- Fang, T. D.; Taylor, P. H.; Berry, R. J. Kinetics of the reaction of OH radicals with CH₂ClCF₂Cl and CH₂ClCF₃ over an extended temperature range. *J. Phys. Chem. A* **1999**, *103*, 2700-2704.
- Fang, T. D.; Taylor, P. H.; Dellinger, B. Absolute rate measurements of the reaction of OH radicals with HCFC-21 (CHFCl₂) and HCFC-22 (CHF₂Cl) over an extended temperature range. *J. Phys. Chem.* **1996**, *100*, 4048-4054.
- Fang, T. D.; Taylor, P. H.; Dellinger, B.; Ehlers, C. J.; Berry, R. J. Kinetics of the OH + CH₃CF₂Cl reaction over an extended temperature range. *J. Phys. Chem. A* **1997**, *101*, 5758-5764.
- Fantechi, G.; Jensen, N. R.; Saastad, O.; Hjorth, J.; Peeters, J. Reactions of Cl atoms with selected VOCs: Kinetics, products and mechanisms. *J. Atmos. Chem.* **1998**, *31*, 247-267.
- Farkas, E.; Kovács, G.; Szilágyi, I.; Dóbbé, S.; Bérces, T.; Márta, F. Rate constant for the reaction of CH₃C(O)CH₂ radical with HBr and its thermochemical implication. *Int. J. Chem. Kinet.* **2006**, *38*, 32-37, doi:10.1002/kin.20135.
- Farquharson, G. K.; Smith, R. H. Rate constants for the gaseous reactions OH + C₂H₄ and OH + OH. *Aust. J. Chem.* **1980**, *33*, 1425-1435.
- Fasano, D. M.; Nogar, N. S. Rate determination for F + CH₄ by real-time competitive kinetics. *Chem. Phys. Lett.* **1982**, *92*, 411-414.
- Fasano, D. M.; Nogar, N. S. Real-time kinetic study of the reaction F + NO₂. *J. Chem. Phys.* **1983**, *78*, 6688-6694.
- Fasano, D. M.; Nogar, N. S. The infrared chemiluminescent reaction of Cl atoms with H₂CO. *Int. J. Chem. Kinet.* **1981**, *13*, 325-332.

- Fauvet, S.; Ganne, J. P.; Brion, J.; Daumont, D.; Malicet, J.; Chakir, A. Study of C₂H₅O₂ using modulated photolysis: Ultra-violet spectrum and self-reaction kinetics in the temperature range 233-363 K. *J. Chim. Phys.* **1997**, *94*, 484-502.
- Febo, A.; Perrino, C.; Allegrini, I. Measurement of nitrous acid in Milan, Italy, by DOAS and diffusion denuders. *Atmos. Environ.* **1996**, *30*, 3599-3609.
- Feierabend, K. J.; Flad, J. E.; Brown, S. S.; Burkholder, J. B. HCO quantum yields in the photolysis of HC(O)C(O)H (glyoxal) between 290 and 420 nm. *J. Phys. Chem. A* **2009**, *113*, 7784-7794, doi:10.1021/jp9033003.
- Feierabend, K. J.; Papanastasiou, D. K.; Burkholder, J. B. ClO radical yields in the reaction of O(¹D) with Cl₂, HCl, chloromethanes and chlorofluoromethanes. *J. Phys. Chem. A* **2010**, *114*, 12052-12061, doi:10.1021/jp107761t.
- Feilberg, K. L.; Griffith, D. W. T.; Johnson, M. S.; Nielsen, C. J. The ¹³C and D kinetic isotope effects in the reaction of CH₄ with Cl. *Int. J. Chem. Kinet.* **2005**, *37*, 110-118, doi:10.1002/kin.20058.
- Felder, P. Photodissociation of CF₃I at 248 nm: kinetic energy dependence of the recoil anisotropy. *Chem. Phys.* **1991**, *155*, 435-445.
- Felder, P. The influence of the molecular beam temperature on the photodissociation of CF₃I at 308 nm. *Chem. Phys. Lett.* **1992**, *197*, 425-432.
- Felder, P.; Morley, G. P. Photodissociation of ClNO in the A band. *Chem. Phys.* **1994**, *185*, 145-151.
- Felder, P.; Yang, X.; Huber, J. R. Photodissociation of nitric acid in a cold molecular beam at 193 nm. *Chem. Phys. Lett.* **1993**, *215*, 221-227.
- Feller, D.; Dixon, D. A. Coupled cluster theory and multireference configuration interaction study of FO, F₂O, FO₂, and FOO. *J. Phys. Chem. A* **2003**, *107*, 9641-9651, doi:10.1021/jp030267v.
- Feller, D.; Dixon, D. A.; Francisco, J. S. Coupled cluster theory determination of the heats of formation of combustion-related compounds: CO, HCO, CO₂, HCO₂, HOCO, HC(O)OH, and HC(O)OOH. *J. Phys. Chem. A* **2003**, *107*, 1604-1617, doi:10.1021/jp030267v.
- Feller, D.; Peterson, K. A.; Dixon, D. A. A survey of factors contributing to accurate theoretical predictions of atomization energies and molecular structures. *J. Chem. Phys.* **2008**, *129*, 204105, doi:10.1063/1.3008061.
- Feller, D.; Peterson, K. A.; Dixon, D. A. Refined theoretical estimates of the atomization energies and molecular structures of selected small oxygen fluorides. *J. Phys. Chem. A* **2010**, *114*, 613-623, doi:10.1021/jp908128g.
- Felps, W. S.; Rupnik, K.; McGlynn, S. P. Electronic spectroscopy of the cyanogen halides. *J. Phys. Chem.* **1991**, *95*, 639-656, doi:10.1021/j100155a028.
- Fenclová, D.; Dohnal, V.; Vrbka, P.; Laštovka, V. Temperature dependence of limiting activity coefficients, Henry's Law constants, and related infinite dilution properties of branched (C₃ and C₄) alkanols in water. Measurement, critical compilation, correlation, and recommended data. *J. Chem. Eng. Data* **2007**, *52*, 989-1002, doi:10.1021/jc600567z.
- Fendel, W.; Matter, D.; Burtscher, H.; Schimdt-Ott, A. Interaction between carbon or iron aerosol particle and ozone. *Atmos. Environ.* **1995**, *29*, 967-973.
- Fendel, W.; Schmidt-Ott, A. Ozone depletion potential of carbon aerosol particles. *J. Aerosol Sci.* **1993**, *24*, S317-S318.
- Feng, R.; Cooper, G.; Burton, G. R.; Brion, C. E.; Avaldi, L. Absolute photoabsorption oscillator strengths by electron energy loss methods: the valence and S 2p and 2s inner shells of sulphur dioxide in the discrete and continuum regions (3.5-260 eV). *Chem. Phys.* **1999**, *240*, 371-386.
- Fenter, F. F.; Anderson, J. G. Kinetics and mechanism of the reactions of the SD Radical with Br₂, BrCl, Cl₂, and F₂. *J. Phys. Chem.* **1991**, *95*, 3172-3180.
- Fenter, F. F.; Anderson, J. G. Kinetics of the DS-radical reactions with ClNO and NO₂. *Int. J. Chem. Kinet.* **1994**, *26*, 801-812.
- Fenter, F. F.; Caloz, F.; Rossi, M. J. Heterogeneous kinetics of N₂O₅ uptake on salt, with a systematic study of the role of surface presentation (for N₂O₅ and HNO₃). *J. Phys. Chem.* **1996**, *100*, 1008-1019.
- Fenter, F. F.; Caloz, F.; Rossi, M. J. Kinetics of nitric acid uptake by salt. *J. Phys. Chem.* **1994**, *98*, 9801-9810, doi:10.1021/j100090a014.
- Fenter, F. F.; Catoire, V.; Lesclaux, R.; Lightfoot, P. D. The ethylperoxy radical: Its ultraviolet spectrum, self-reaction, and reaction with HO₂, each studied as a function of temperature. *J. Phys. Chem.* **1993**, *97*, 3530-3538.
- Fenter, F. F.; Lightfoot, P. D.; Caralp, F.; Lesclaux, R.; Niranen, J. T.; Gutman, D. Kinetics of the CHCl₂ and CH₂Cl association reactions with molecular oxygen between 298 and 448 K and from 1 to 760 Torr of total pressure. *J. Phys. Chem.* **1993**, *97*, 4695-4703.
- Fenter, F. F.; Lightfoot, P. D.; Niranen, J. T.; Gutman, D. Kinetics of the CCl₃ association reaction with molecular oxygen at 298 and 333 K and from 1 to 760 Torr of total pressure. *J. Phys. Chem.* **1993**, *97*, 5313-5320.

- Fenter, F. F.; Rossi, M. J. Heterogeneous reaction of NO₃ with ice and sulfuric acid solutions: Upper limits for the uptake coefficients. *J. Phys. Chem. A* **1997**, *101*, 4110-4113.
- Fenter, F. F.; Rossi, M. J. The heterogeneous kinetics of HONO on H₂SO₄ and on ice: activation of HCl. *J. Phys. Chem.* **1996**, *100*, 13765-13775.
- Fenzel, A.; Scheer, V.; Sikorski, R.; George, C.; Behnke, W.; Zetsch, C. Heterogeneous interconversion reactions of BrNO₂, ClNO₂, Br₂, and Cl₂. *J. Phys. Chem. A* **1998**, *102*, 1329-1337.
- Fergusson, W. C.; Slotin, L.; Style, D. W. G. The absorption spectrum of aqueous chlorine and hydrogen peroxide vapour. *Trans. Far. Soc.* **1936**, *32*, 956-962.
- Fernandes, R. X.; Luther, K.; Troe, J. Falloff curves for the reaction CH₃ + O₂ (+ M) → CH₃O₂ (+ M) in the pressure range 2–1000 Bar and the temperature range 300–700 K. *J. Phys. Chem. A* **2006**, *110*, 4442-4449, doi:10.1021/jp056850o.
- Fernandes, R. X.; Luther, K.; Troe, J.; Ushakov, V. G. Experimental and modelling study of the recombination reaction H + O₂ (+M) = HO₂ (+M) between 300 and 900 K, 1.5 and 950 bar, and in the bath gases M = He, Ar, and N₂. *Phys. Chem. Chem. Phys.* **2008**, *10*, 4313-4321, doi:10.1039/b804553d.
- Fernandez, M. A.; Hynes, R. G.; Cox, R. A. Kinetics of ClONO₂ reactive uptake on ice surfaces at temperatures of the upper troposphere. *J. Phys. Chem. A* **2005**, *109*, 9986-9996, doi:10.1021/jp053477b.
- Ferracci, V.; Rowley, D. M. Kinetic and thermochemical studies of the ClO + ClO + M ⇌ Cl₂O₂ + M reaction *Phys. Chem. Chem. Phys.* **2010**, *12*, 11596-11608, doi:10.1039/c0cp00308e.
- Ferracci, V.; Rowley, D. M. Kinetic studies of the BrO + ClO cross-reaction over the range T = 246–314 K. *Phys. Chem. Chem. Phys.* **2014**, *16*, 1182-1196, doi:10.1039/c3cp53440e.
- Ferro, B. M.; Reuben, B. G. Temperature dependence of the absorption spectrum of carbonyl sulfide in quartz ultra-violet. *Trans. Faraday Soc.* **1971**, *67*, 2847-2851.
- Fickert, S.; Adams, J. W.; Crowley, J. N. Activation of Br₂ and BrCl via Uptake of HOBr onto Aqueous Salt Solutions. *J. Geophys. Res.* **1999**, *104*, 23719-23727.
- Fickert, S.; Helleis, F.; Adams, J. W.; Moortgat, G. K.; Crowley, J. N. Reactive uptake of ClNO₂ on aqueous bromide solutions. *J. Phys. Chem. A* **1998**, *102*, 10689-10696.
- Filatov, M.; Cremer, D. Revision of the dissociation energies of mercury chalcogenides—unusual types of mercury bonding. *ChemPhysChem* **2004**, *5*, 1547-1557, doi:10.1002/cphc.200301207.
- Fillion, J.-H.; Ruiz, J.; Yang, X.-F.; Castillejo, M.; Rostas, F.; Lemaire, J.-L. High resolution photoabsorption and photofragment fluorescence spectroscopy of water between 10.9 and 12 eV. *J. Chem. Phys.* **2004**, *120*, 6531-6541, doi:10.1063/1.1652566.
- Filseth, S. V.; Zia, A.; Welge, K. H. Flash photolytic production, reactive lifetime, and collisional quenching of O₂(b¹Σ_g⁺, v' = 0). *J. Chem. Phys.* **1970**, *52*, 5502-5510.
- Findlay, F. D.; Fortin, C. J.; Snelling, D. R. Deactivation of O₂(¹Δ_g). *Chem. Phys. Lett.* **1969**, *3*, 204-206.
- Findlay, F. D.; Snelling, D. R. Collisional deactivation of O₂(¹Δ_g). *J. Chem. Phys.* **1971**, *55*, 545-551.
- Findlay, F. D.; Snelling, D. R. Temperature dependence of the rate constant for the reaction O₂(¹Δ_g) + O₃ → 2O₂ + O. *J. Chem. Phys.* **1971**, *54*, 2750-2755.
- Finkbeiner, M.; Crowley, J. N.; Horie, O.; Müller, R.; Moortgat, G. K.; Crutzen, P. J. Reaction between HO₂ and ClO: product formation between 210 and 300 K. *J. Phys. Chem.* **1995**, *99*, 16264-16275, doi:10.1021/j100044a011.
- Finkelburg, W.; Schumacher, H.-J.; Stieger, G. Das spektrum und der photochemische zerfall des chlormonoxys. *Z. Phys. Chem.* **1931**, *B15*, 127-156.
- Finlayson-Pitts, B. J. Reaction of NO₂ with NaCl and atmospheric implications of NOCl formation. *Nature* **1983**, *306*, 676-677.
- Finlayson-Pitts, B. J. The tropospheric chemistry of sea salt: A molecular level view of the chemistry of NaCl and NaBr. *Chem. Rev.* **2003**, *103*, 4801-4822, doi:10.1021/cr0206420.
- Finlayson-Pitts, B. J.; Ezell, M. J.; Jayaweera, T. M.; Berko, H. N.; Lai, C. C. Kinetics of the reactions of OH with methyl chloroform and methane: Implications for global tropospheric OH and the methane budget. *Geophys. Res. Lett.* **1992**, *19*, 1371-1374.
- Finlayson-Pitts, B. J.; Ezell, M. J.; Pitts, J. N., Jr. Formation of chemically active chlorine compounds by reactions of atmospheric NaCl particles with gaseous N₂O₅ and ClONO₂. *Nature* **1989**, *337*, 241-244.
- Finlayson-Pitts, B. J.; Hernandez, S. K.; Berko, H. N. A new dark source of the gaseous hydroxyl radical for the relative rate measurements. *J. Phys. Chem.* **1993**, *97*, 1172-1177.
- Finlayson-Pitts, B. J.; Keoshian, C. J.; Buehler, B.; Ezell, A. A. Kinetics of reaction of chlorine atoms with some biogenic organics. *Int. J. Chem. Kinet.* **1999**, *31*, 491-499, doi:10.1002/(SICI)1097-4601(1999)31:7<491::AID-KIN4>3.0.CO;2-E.
- Finlayson-Pitts, B. J.; Kleindienst, T. E. The reaction of hydrogen atoms with ozone: Evidence for a second reaction path producing HO₂ and O(³P). *J. Chem. Phys.* **1979**, *70*, 4804-4806, doi:10.1063/1.437271.
- Finlayson-Pitts, B. J.; Kleindienst, T. E.; Ezell, J. J.; Toohey, D. W. The production of O(³P) and ground state OH in the reaction of hydrogen atoms with ozone. *J. Chem. Phys.* **1981**, *74*, 4533-4543, doi:10.1063/1.441642.

- Finlayson-Pitts, B. J.; Livingston, F. E.; Berko, H. N. Synthesis and identification by infrared spectroscopy of gaseous nitryl bromide, BrNO₂. *J. Phys. Chem.* **1989**, *93*, 4397-4400, doi:10.1021/j100348a005.
- Finlayson-Pitts, B. J.; Pitts, J. N. *Chemistry of the Upper and Lower Atmosphere: Theory, Experiments and Applications*; Academic: San Diego, **2000**.
- Fischer, R. G.; Ballschmiter, K. Prediction of the environmental distribution of alkyl dinitrates - Chromatographic determination of vapor pressure p(0), water solubility SH₂O, gas-water partition coefficient K-GW (Henry's law constant) and octanol-water partition coefficient K-OW. *Fresenius J. Anal. Chem.* **1998**, *360*, 769-776, doi:10.1007/s002160050803.
- Fitschen, C.; Frenzel, A.; Imrik, K.; Devolder, P. Rate constants for the reactions of C₂H₅O, i-C₃H₇O, and n-C₃H₇O with NO and O₂ as a function of temperature. *Int. J. Chem. Kinet.* **1999**, *31*, 860-866.
- Fleischmann, O. C.; Burrows, J. P.; Orphal, J. Time-windowing Fourier transform absorption spectroscopy for flash photolysis investigations. *J. Photochem. Photobiol. A: Chem.* **2003**, *157*, 127-136, doi:10.1016/S1010-6030(03)00069-8.
- Flesch, R.; Rühl, E.; Hottmann, K.; Baumgärtel, H. Photoabsorption and photoionization of chlorine dioxide. *J. Phys. Chem.* **1993**, *97*, 837-844.
- Fletcher, I. S.; Husain, D. Absolute reaction rates of oxygen (2¹D₂) with halogenated paraffins by atomic absorption spectroscopy in the vacuum ultraviolet. *J. Phys. Chem.* **1976**, *80*, 1837-1840, doi:10.1021/j100558a002.
- Fletcher, I. S.; Husain, D. The collisional quenching of electronically excited oxygen atoms, O(2¹D₂), by the gases NH₃, H₂O₂, C₂H₆, C₃H₈, and C(CH₃)₄, using time-resolved attenuation of atomic resonance radiation. *Can. J. Chem.* **1976**, *54*, 1765-1770.
- Fletcher, I. S.; Husain, D. The collisional quenching of O(2¹D₂) by COCl₂, COFCl and COF₂ using atomic absorption spectroscopy in the vacuum ultraviolet. *J. Photochem.* **1978**, *8*, 355-361.
- Flowers, B. A.; Angerhofer, M. E.; Simpson, W. R.; Nakayama, T.; Matsumi, Y. Nitrate radical quantum yield from peroxyacetyl nitrate photolysis. *J. Phys. Chem. A* **2005**, *109*, 2252-2558, doi:10.1021/jp045529n.
- Flowers, B. A.; Stanton, J. F.; Simpson, W. R. Wavelength dependence of nitrate radical quantum yield from peroxyacetyl nitrate photolysis: Experimental and theoretical studies. *J. Phys. Chem. A* **2007**, *111*, 11602-11607, doi:10.1021/jp0749118.
- Flückiger, B.; Rossi, M. J. Common precursor mechanism for the heterogeneous reaction of D₂O, HCl, HBr, and HOBr with water ice in the range 170-230 K: Mass accommodation coefficients on ice. *J. Phys. Chem. A* **2003**, *107*, 4103-4115, doi:10.1021/jp021956u.
- Flückiger, B.; Thielmann, A.; Gutzwiller, L.; Rossi, M. J. Real time kinetics and thermochemistry of the uptake of HCl, HBr, and HI on water ice in the temperature range of 190 to 210 K. *Ber. Bunsenges. Phys. Chem.* **1998**, *102*, 915-928.
- Fockenberg, C.; Saathoff, H.; Zellner, R. A laser photolysis/LIF study of the rate constant for the reaction CF₃O + O₃ → products. *Chem. Phys. Lett.* **1994**, *218*, 21-28.
- Fockenberg, C.; Somnitz, H.; Bednarek, G.; Zellner, R. Kinetic and mechanistic studies of the reactions of CF₃O radicals with NO and NO₂. *Ber. Bunsenges. Phys. Chem.* **1997**, *101*, 1411-1420.
- Fogg, P. G. T. Hydrogen sulfide in water. In *Hydrogen Sulfide, Deuterium Sulfide and Hydrogen Selenide*; Fogg, P. G. T., Young, C. L., Eds.; Pergamon: Oxford, **1988**; Vol. 32; pp 1-19.
- Fogg, P. G. T.; Bligh, S. A.; Derrick, M. E.; Yampol'skii, Y. P.; Clever, H. L.; Skrzecz, A.; Young, C. L. IUPAC-NIST solubility data series. 76. Solubility of ethyne in liquids. *J. Phys. Chem. Ref. Data* **2002**, *30*, 1693-1876, doi:10.1063/1.1397768.
- Folkers, M.; Mentel, T. F.; Wahner, A. Influence of an organic coating on the reactivity of aqueous aerosols probed by the heterogeneous hydrolysis of N₂O₅. *Geophys. Res. Lett.* **2003**, *30*, 1644, doi:10.1029/2003GL017168.
- Foon, R.; Le Bras, G.; Combourieu, J. Étude cinétique par résonance paramagnétique électronique de la réaction des atomes de chlore avec le formaldéhyde. *C. R. Acad. Sci. Paris* **1979**, *Series C* 288, 241-243.
- Foon, R.; Reid, G. P. Kinetics of the gas phase fluorination of hydrogen and alkanes. *Trans. Faraday Soc.* **1971**, *67*, 3513-3520.
- Force, A. P.; Wiesenfeld, J. R. Collisional deactivation of O(1¹D₂) by the halomethanes. Direct determination of reaction efficiency. *J. Phys. Chem.* **1981**, *85*, 782-785.
- Force, A. P.; Wiesenfeld, J. R. Laser photolysis of O₃/H₂ mixtures: The yield of the H + O₃ → HO₂ + O reaction. *J. Chem. Phys.* **1981**, *74*, 1718-1723, doi:10.1063/1.441260.
- Forst, W., and F. Caralp Microcanonical variational theory of radical recombination by inversion of interpolate partition function Part 2. -CX₃ + O₂ (X = H, F, Cl). *J. Chem. Soc. Faraday Trans.* **1991**, *87*, 2307-2315.
- Forst, W.; Caralp, F. Microcanonical variational theory of radical recombination by inversion of interpolated partition function. 3. CX₃O₂ + NO₂ (X = H, F, Cl). *J. Phys. Chem.* **1992**, *96*, 6291-6298, doi:10.1021/j100194a036.
- Forster, R.; Frost, M.; Fulle, D.; Hamann, H. F.; Hippler, H.; Schlegel; Troe, J. High pressure range of the addition of HO to HO, NO, NO₂, and CO. I. Saturated laser induced fluorescence measurements at 298 K. *J. Chem. Phys.* **1995**, *103*, 2949-2958, doi:10.1063/1.470482.

- Forte, E.; Hippler, H.; van den Bergh, H. INO thermodynamic properties and ultraviolet spectrum. *Int. J. Chem. Kinet.* **1981**, *13*, 1227-1233.
- Foster, K. L.; Tolbert, M. A.; George, S. M. Interaction of HCl with ice: Investigation of the predicted trihydrate, hexahydrate, and monolayer regimes. *J. Phys. Chem. A* **1997**, *101*, 4979-4986.
- Fowles, M.; Mitchell, D. N.; Morgan, J. W. L.; Wayne, R. P. Kinetics and photochemistry of NO₃ Part 2.-Kinetics of the reaction NO₂ + NO₃ + M. *J. Chem. Soc. Faraday Trans. 2* **1982**, *78*, 1239-1248.
- Fox, L. E.; Worsnop, D. R.; Zahniser, M. S.; Wofsy, S. C. Metastable phases in polar stratospheric aerosols. *Science* **1994**, *267*, 351-355.
- Francisco, J. S., Y. Zhao, W. A. Lester, Jr., and I. H. Williams Theoretical studies of the structure and thermochemistry of FO₂ radical: Comparison of Møller-Plesset perturbation, complete-active-space self-consistent-field, and quadratic configuration interaction methods. *J. Chem. Phys.* **1992**, *96*, 2861-2867.
- Francisco, J. S.; Hand, M. R.; Williams, I. H. *Ab Initio* study of the electronic spectrum of HOBr. *J. Phys. Chem.* **1996**, *100*, 9250-9253.
- Francisco, J. S.; Williams, I. H. Infrared and ultraviolet spectroscopic characterization of trifluoroacetaldehyde. *Mol. Phys.* **1992**, *76*, 1433-1441.
- Frank, A. J.; Turecek, F. Methylsulfonyl and methoxysulfinyl radicals and cations in the gas phase. A variable-time and photoexcitation neutralization-reionization mass spectrometric and ab initio/RRKM study. *J. Phys. Chem. A* **1999**, *103*, 5348-5361.
- Fraser, M. E.; Piper, L. G. Product branching ratios from the N₂(A³Σ_u⁺) + O₂ interaction. *J. Phys. Chem.* **1989**, *93*, 1107-1111, doi:10.1021/j100340a017.
- Frederick, J. E.; Hudson, R. D. Predissociation of nitric oxide in the mesosphere and stratosphere. *J. Atmos. Sci.* **1979**, *36*, 737-745.
- Frederick, J. E.; Mentall, J. E. Solar irradiance in the stratosphere: Implications for the Herzberg continuum absorption of O₂. *Geophys. Res. Lett.* **1982**, *9*, 461-464.
- Freeman, C. G.; Phillips, L. F. Kinetics of chlorine oxide reactions. The reaction of oxygen atoms with Cl₂O. *J. Phys. Chem.* **1968**, *72*, 3025-3028, doi:10.1021/j100854a061.
- Freeman, D. E.; Yoshino, K.; Esmond, J. R.; Parkinson, W. H. High-resolution absorption cross-section measurements of ozone at 195-K in the wavelength region 240-350 nm. *Planet. Space Sci.* **1984**, *32*, 239-248.
- Freeman, D. E.; Yoshino, K.; Esmond, J. R.; Parkinson, W. H. In *Atmospheric Ozone*; Zerefos, C. S., Ghazi, A., Eds., **1985**; pp 622-624.
- Frenkel, M.; Kabo, G. J.; Marsh, K. N.; Roganov, G. N.; Wilhoit, R. C. *Thermodynamics of Organic Compounds in the Gas State*; Thermodynamics Research Center: College Station, TX, **1994**; Vol. I.
- Frenzel, A.; Kutsuna, S.; Takeuchi, K.; Ibusuki, T. Solubility and reactivity of peroxyacetyl nitrate (PAN) in dilute aqueous salt solutions and in sulphuric acid. *Atmos. Environ.* **2000**, *34*, 3641-3544.
- Frenzel, A.; Scheer, V.; Sikorski, R.; George, C.; Behnke, W.; Zetzsch, C. Heterogeneous interconversion reactions of BrNO₂, ClNO₂, Br₂, and Cl₂. *J. Phys. Chem. A* **1998**, *102*, 1329-1337.
- Freudenstein, K.; Biedenkapp, D. Kinetics of reaction of electronically excited oxygen atoms with chlorine O(¹D) + Cl₂. *Ber. Bunsenges. Phys. Chem.* **1976**, *80*, 42-48.
- Friant, S. L.; Suffet, I. H. Interactive effects of temperature, salt concentration, and pH on head space analysis for isolating volatile trace organics in aqueous environmental samples. *Anal. Chem.* **1979**, *51*, 2167-2176.
- Fried, A.; Henry, B. E.; Calvert, J. G.; Mozukewich, M. The reaction probability of N₂O₅ with sulfuric acid aerosols at stratospheric temperatures and compositions. *J. Geophys. Res.* **1994**, *99*, 3517-3532.
- Friedl, R. R.; Brune, W. H.; Anderson, J. G. Kinetics of SH with NO₂, O₃, O₂, and H₂O₂. *J. Phys. Chem.* **1985**, *89*, 5505-5510, doi:10.1021/j100271a038.
- Friedl, R. R.; Goble, J. H.; Sander, S. P. A kinetics study of the homogeneous and heterogeneous components of the HCl + ClONO₂ reaction. *Geophys. Res. Lett.* **1986**, *13*, 1351-1354.
- Friedl, R. R.; Sander, S. P. Kinetics and product studies of the reaction ClO + BrO using discharge-flow mass spectrometry. *J. Phys. Chem.* **1989**, *93*, 4756-4764.
- Friedl, R. R.; Sander, S. P.; Yung, Y. L. Chloryl nitrate: A novel product of the OClO + NO₃ + M recombination. *J. Phys. Chem.* **1992**, *96*, 7490-7493.
- Frinak, E. K.; Abbatt, J. P. D. Br₂ production from the heterogeneous reaction of gas-phase OH with aqueous salt solutions: Impacts of acidity, halide concentration, and organic surfactants. *J. Phys. Chem. A* **2006**, *110*, 10456-10464, doi:10.1021/jp063165o.
- Fritz, B.; Lorenz, K.; Steinert, W.; Zellner, R. Rate of oxidation of HCN by OH radicals at lower temperatures. *Oxidation Communications* **1984**, *6*, 363-370.
- Frost, G. J.; Goss, L. M.; Vaida, V. Measurements of high-resolution ultraviolet-visible absorption cross sections at stratospheric temperatures, 1. Nitrogen dioxide. *J. Geophys. Res.* **1996**, *101*, 3869-3877.

- Frost, G. J.; Goss, L. M.; Vaida, V. Measurements of high-resolution ultraviolet-visible absorption cross sections at stratospheric temperatures, 2. Chlorine dioxide. *J. Geophys. Res.* **1996**, *101*, 3879-3884.
- Frost, M. J.; Smith, I. W. M. Corrigendum to rate constants for the reductions of CH₃O and C₂H₅O with NO₂ over a range of temperature and total pressure. *J. Chem. Soc. Faraday Trans* **1993**, *89*, 4251.
- Frost, M. J.; Smith, I. W. M. Rate Constants for the reactions of CH₃O and C₂H₅O with NO over a range of temperature and total pressure. *J. Chem. Soc. Faraday Trans.* **1990**, *86*, 1757-1762.
- Frost, R. J.; Green, D. S.; Osborn, M. K.; Smith, I. W. M. Time-resolved vibrational chemiluminescence: Rate constants for the reactions of F atoms with H₂O and HCN, and for the relaxation of HF (v = 1) by H₂O and HCN. *Int. J. Chem. Kinet.* **1986**, *18*, 885-898.
- Fry, J.; Matthews, L. J.; Lane, J. R.; Sinha, A.; Kjaergaard, H. G.; Wennberg, P. O. OH-Stretch vibrational spectroscopy of hydroxymethyl hydroperoxide. *J. Phys. Chem. A* **2006**, *110*, 7072-7079, doi:10.1021/jp0612127.
- Fuchs, H.; Dubé, W. P.; Lerner, B. M.; Wagner, N. L.; Williams, E. J.; Brown, S. S. A sensitive and versatile detector for atmospheric NO₂ and NO_x based on blue diode laser cavity ring-down spectroscopy. *Environ. Sci. Technol.* **2009**, *43*, 7831-7836, doi:10.1021/es902067h.
- Fujiwara, H.; Ishiwata, T. Doppler spectroscopy of OH fragments from the photodissociation of HOCl at 266 and 355 nm. *J. Phys. Chem.* **1998**, *102*, 3856-3859.
- Fulle, D. H.; Hamann, H. F.; Hippler, H.; Troe, J. Temperature and pressure dependence of the addition reactions of HO to NO and to NO₂. IV. Saturated laser-induced fluorescence measurements up to 1400 bar. *J. Chem. Phys.* **1998**, *108*, 5391-5397.
- Fulle, D.; Hamann, H. F.; Hippler, H.; Jansch, C. P. The high pressure range of the addition of OH to C₂H₂ and C₂H₄. *Ber. Bunsenges. Phys. Chem.* **1997**, *101*, 1433-1442.
- Fulle, D.; Hamann, H. F.; Hippler, H.; Troe, J. High-pressure range of the addition of HO to HO. III. Saturated laser-induced fluorescence measurements between 200 and 700 K. *J. Chem. Phys.* **1996**, *105*, 1001-1006.
- Fung, K. N.; Tang, I. N.; Munkelwitz, H. R. Study of condensational growth of water droplets by Mie resonance spectroscopy. *Appl. Opt.* **1987**, *26*, 1282-1287.
- Furlan, A.; Gejo, T.; Huber, J. R. Probing curve crossing by wavelength-dependent recoil anisotropy: The photodissociation of CF₃I at 275-303 nm studied by photofragment translational spectroscopy. *J. Phys. Chem.* **1996**, *100*, 7956-7961.
- Furlan, A.; Haerberli, M. A.; Huber, R. J. The 248 nm photodissociation of ClNO₂ studied by photofragment translational energy spectroscopy. *J. Phys. Chem. A* **2000**, *104*, 10392-10397, doi:10.1021/jp000792j.

G

[Back to Index](#)

- Gaedtke, H. K.; Hippler, K. Luther, and J. Troe Addition reactions of oxygen atoms at high pressures. *Proc. Combust. Inst.* **1973**, *14*, 295-303.
- Gaedtke, H.; Troe, J. Primary processes in photolysis of NO₂. *Ber. Bunsenges. Phys. Chem.* **1975**, *79*, 184-191.
- Gaffney, J. S.; Fajer, R.; Senum, G. I.; Lee, J. H. Measurement of the reactivity of OH with methyl nitrate: Implications for prediction of alkyl nitrate-OH reaction rates. *Int. J. Chem. Kinet.* **1986**, *18*, 399-407.
- Galano, A. Mechanism of OH radical reactions with HCN and CH₃CN: OH regeneration in the presence of O₂. *J. Phys. Chem. A* **2007**, *111*, 5086-5091, doi:10.1021/jp0708345.
- Gálvez, O.; Gómez, P. C. An ab initio study on the structure and energetics of the ClO hydrates. *Chem. Phys. Lett.* **2007**, *448*, 16-23, doi:10.1016/j.cplett.2007.09.072.
- Gálvez, O.; Zoerner, A.; Grothe, H. Theoretical study on the structure of the BrO hydrates. *J. Phys. Chem. A* **2006**, *110*, 8818-8825, doi:10.1021/jp062048q.
- Gálvez, O.; Zoerner, A.; Loewenschuss; Grothe, H. A combined matrix isolation and ab initio study of bromine oxides. *J. Phys. Chem. A* **2006**, *110*, 6472-6481, doi:10.1021/jp060586x.
- Ganske, J. A.; Berko, H. N.; Ezell, M. J.; Finlayson-Pitts, B. J. Kinetics of the gas-phase reaction of OH with ClNO₂ from 259 to 348 K. *J. Phys. Chem.* **1992**, *96*, 2568-2572.
- Ganske, J. A.; Berko, H. N.; Finlayson-Pitts, B. J. Absorption cross sections for gaseous ClNO₂ and Cl₂ at 298 K: Potential organic oxidant source in the marine troposphere. *J. Geophys. Res.* **1992**, *97*, 7651-7656.
- Ganske, J. A.; Ezell, M. J.; Berko, H. N.; Finlayson-Pitts, B. J. The reaction of OH with ClNO₂ at 298 K: kinetics and mechanisms. *Chem. Phys. Lett.* **1991**, *179*, 204-210.
- Ganyecz, Á.; Csontos, J.; Nagy, B.; Kállay, M. Theoretical and thermochemical network approaches to determine the heats of formation for HO₂ and its ionic counterparts. *J. Phys. Chem. A* **2015**, *119*, 1164-1176, doi:10.1021/jp5104643.
- Gao, Y. Q.; Marcus, R. A. An approximate theory of the ozone isotope effects: Rate constant ratios and pressure dependence. *J. Chem. Phys.* **2007**, *127*, 244316, doi:10.1063/1.2806189.
- Gardner, E. P.; Sperry, P. D.; Calvert, J. G. Photodecomposition of acrolein in O₂-N₂ mixtures. *J. Phys. Chem.* **1987**, *91*, 1922-1930, doi:10.1021/j100291a048.

- Gardner, E. P.; Sperry, P. D.; Calvert, J. G. Primary quantum yields of NO₂ photodissociation. *J. Geophys. Res.* **1987**, *92*, 6642-6652.
- Gardner, E. P.; Wijayarathne, R. D.; Calvert, J. G. Primary quantum yields of photodecomposition of acetone in air under tropospheric conditions. *J. Phys. Chem.* **1984**, *88*, 5069-5076, doi:10.1021/j150665a055.
- Garland, N. L. Temperature dependence of the reaction: SO + O₂. *Chem. Phys. Lett.* **1998**, *290*, 385 - 390.
- Garland, N. L.; Medhurst, L. J.; Nelson, H. H. Potential chlorofluorocarbon replacements: OH reaction rate constants between 250 and 315 K and infrared absorption spectra. *J. Geophys. Res.* **1993**, *98*, 23107-23111.
- Garland, N. L.; Nelson, H. H. Temperature dependent kinetics of the reaction OH + CF₃CH₂CF₃. *Chem. Phys. Lett.* **1996**, *248*, 296-300.
- Garraway, J.; Donovan, R. J. Gas phase reaction of OH with alkyl iodides. *J. Chem. Soc. Chem. Comm.* **1979**, 1108.
- Garrido, J. D.; Ballester, M. Y.; Orozco-González, Y.; Canuto, S. CASPT2 study of the potential energy surface of the HSO₂ system. *J. Phys. Chem. A* **2011**, *115*, 1453-1461, doi:10.1021/jp108460v.
- Garvin, D.; Broida, H. P. 9th Symposium on Combustion, **1963**.
- Gauthier, M. J. E.; Snelling, D. R. La photolyse de l'ozone a 253.7 nm: Desactivation de O(¹D) et de O₂(¹Σ) par les gaz de l'atmosphère. *J. Photochem.* **1975**, *4*, 27-50.
- Gauthier, M. J. E.; Snelling, D. R. Production de O₂(b¹Σ_g⁺), v' = 0,1 et 2 par la reaction O(2¹D₂) + O₂(X³Σ_g⁻). *Can. J. Chem.* **1974**, *52*, 4007-4015.
- Gebel, M. E.; Finlayson-Pitts, B. J. Uptake and reaction of ClONO₂ on NaCl and synthetic sea salt. *J. Phys. Chem. A* **2001**, *105*, 5178-5187, doi:10.1021/jp0046290.
- Gebel, M. E.; Finlayson-Pitts, B. J.; Ganske, J. S. The uptake of SO₂ on synthetic sea salt and some of its components. *Geophys. Res. Lett.* **2000**, *27*, 887-890.
- Gedanken, A. The magnetic circular dichroism of the A band in CF₃I, C₂H₅I and *t*-BuI. *Chem. Phys. Lett.* **1987**, *137*, 462-466.
- Geers-Müller, R.; Stuhl, F. On the kinetics of the reactions of oxygen atoms with NO₂, N₂O₄, and N₂O₃ at low temperatures. *Chem. Phys. Lett.* **1987**, *135*, 263-268.
- Gehring, M.; Hoyermann, K.; Sahaake, H.; Wolfrum, J. 14th Int. Symposium on Combustion, **1973**.
- Gentieu, E. P.; Mentall, J. E. Formaldehyde absorption coefficients in the vacuum ultraviolet (650 to 1850 Å). *Science* **1970**, *169*, 681-683.
- George, C.; Behnke, W.; Scheer, V.; Zetsch, C.; Magi, L.; Ponche, J. L.; Mirabel, P. Fate of ClONO₂ over aqueous solutions containing iodide. *Geophys. Res. Lett.* **1995**, *22*, 1505-1508.
- George, C.; Lagrange, J.; Lagrange, P.; Mirabel, P.; Pallares, C.; Ponche, J. L. Heterogeneous chemistry of trichloroacetyl chloride in the atmosphere. *J. Geophys. Res.* **1994**, *99*, 1255-1262.
- George, C.; Ponche, J. L.; Mirabel, P.; Behnke, W.; Sheer, V.; Zetsch, C. Study of the uptake of N₂O₅ by water and NaCl solutions. *J. Phys. Chem.* **1994**, *98*, 8780-8784.
- George, C.; Saison, J. Y.; Ponche, J. L.; Mirabel, P. Kinetics of mass transfer of carbonyl fluoride, trifluoroacetyl fluoride, and trifluoroacetyl chloride at the air/water interface. *J. Phys. Chem.* **1994**, *98*, 10857-10862, doi:10.1021/j100093a029.
- George, I. J.; Abbatt, J. P. D. Heterogeneous oxidation of atmospheric aerosol particles by gas-phase radicals. *Nature Chem.* **2010**, *2*, 713-722, doi:10.1038/nchem.806.
- George, I. J.; Matthews, P. S. J.; Whalley, L. K.; Brooks, B.; Goddard, A.; Baeza-Romero, M. T.; Heard, D. E. Measurements of uptake coefficients for heterogeneous loss of HO₂ onto submicron inorganic salt aerosols. *Phys. Chem. Chem. Phys.* **2013**, *15*, 12829-12845, doi:10.1039/c3cp51831k.
- Gerecke, A.; Thielmann, A.; Gutzwiller, L.; Rossi, M. J. The chemical kinetics of HONO formation resulting from heterogeneous interaction of NO₂ with flame soot. *Geophys. Res. Lett.* **1998**, *25*, 2453-2456.
- Gericke, K.-H.; Comes, F. J. Energy partitioning in the reaction O(¹D) + H₂O → OH + OH - The influence of O(¹D) translation energy on the reaction rate constant. *Chem. Phys. Lett.* **1981**, *81*, 218-222.
- Gerlach-Meyer, U.; Linnebach, E.; Kleinermanns, K.; Wolfrum, J. H-atom photofragments from H₂O₂ dissociated at 193 nm. *Chem. Phys. Lett.* **1987**, *133*, 113-115.
- Gershenson, M. Y.; Il'in, S.; Fedotov, N. G.; Gershenson, Y. M.; Aparina, E. V.; Zelenov, V. V. The mechanism of reactive NO₃ uptake on dry NaX (X = Cl, Br). *J. Atmos. Chem.* **1999**, *34*, 119-135.
- Gershenson, M.; Davidovits, P.; Williams, L. R.; Shi, Q.; Jayne, J. T.; Kolb, C. E.; Worsnop, D. Uptake of H₂¹⁷O(g) and D₂O(g) by aqueous sulfuric acid droplets. *J. Phys. Chem. A* **2004**, *106*, 1567-1573, doi:10.1021/jp036402l.
- Gershenson, Y. M.; Grigorieva, V. M.; Ivanov, A. V.; Remorov, R. G. O₃ and OH sensitivity to heterogeneous sinks of HO_x and CH₃O₂ on aerosol particles. *Faraday Discuss.* **1995**, *100*, 83-100.
- Gershenson, Y. M.; Ivanov, A. V.; Kucheryavyi, S. I.; Rozenshtein, V. B. Anihilation of OH radicals on the surfaces of substances chemically similar to atmospheric aerosol particles. *Kinet. Katal.* **1986**, *27*, 1069-1074.
- Gershenson, Y. M.; Purmal, A. P. Heterogeneous processes in the Earth's atmosphere and their ecological consequences. *Russ. Chem. Rev.* **1990**, *59*, 1007-1023.

- Gertner, B. J.; Hynes, J. T. Molecular dynamics simulation of hydrochloric acid ionization at the surface of stratospheric ice. *Science* **1996**, *271*, 1563-1566.
- Ghosal, S.; Hemminger, J. C. Effect of water on the HNO₃ pressure dependence of the reaction between gas-phase HNO₃ and NaCl surfaces. *J. Phys. Chem. A* **1999**, *103*, 4777-4781.
- Ghosal, S.; Hemminger, J. C. Surface adsorbed water on NaCl and its effect on nitric acid reactivity with NaCl powders. *J. Phys. Chem. B* **2004**, *108*, 14102-14108, doi:10.1021/jp047774c.
- Ghosal, S.; Shbeeb, A.; Hemminger, J. C. Surface segregation of bromine in bromine doped NaCl: Implications for the seasonal variations in Arctic ozone. *Geophys. Res. Lett.* **2000**, *27*, 1879.
- Ghosh, B.; Papanastasiou, D. K.; Talukdar, R. K.; Roberts, J. M.; Burkholder, J. B. Nitryl chloride (ClNO₂): UV/Vis absorption spectrum between 210 and 296 K and O(³P) quantum yield at 193 and 248 nm. *J. Phys. Chem. A* **2011**, *116*, 5796-5805, doi:10.1021/jp207389y.
- Gibson, G. E.; Bayliss, N. S. Variation with temperature of the continuous absorption spectrum of diatomic molecules: Part I. Experimental, * The absorption spectrum of chlorine. *Phys. Rev.* **1933**, *44*, 188-192.
- Gibson, G. E.; Ramsperger, H. C. Band spectra and dissociation of iodine monochloride. *Phys. Rev.* **1927**, *30*, 598-600.
- Gibson, S. T.; Gies, H. P. F.; Blake, A. J.; McCoy, D. G.; Rogers, P. J. Temperature dependence in the Schumann-Runge photoabsorption continuum of oxygen. *J. Quant. Spectrosc. Radiat. Transfer* **1983**, *30*, 385-393.
- Giddings, L. E., Jr.; Innes, K. K. The near ultraviolet spectra of HCOF and DCOF. *J. Mol. Spectrosc.* **1961**, *6*, 528-549.
- Gierczak, T.; Baasandorj, M.; Burkholder, J. B. OH + (E)- and (Z)- 1-chloro-3,3,3-trifluoropropene- 1 (CF₃CH=CHCl) reaction rate coefficients: Stereoisomer-dependent reactivity. *J. Phys. Chem. A* **2014**, *118*, 11015-11025, doi:10.1021/jp509127h.
- Gierczak, T.; Burkholder, J. B.; Bauerle, S.; Ravishankara, A. R. Photochemistry of acetone under atmospheric conditions. *Chem. Phys.* **1998**, *231*, 229-244.
- Gierczak, T.; Burkholder, J. B.; Ravishankara, A. R. Rate coefficients for the reaction of OH with OCIO between 242 and 392 K. *Int. J. Chem. Kinet.* **2006**, *38*, 234-241, doi:10.1002/kin.20158.
- Gierczak, T.; Burkholder, J. B.; Ravishankara, A. R. Temperature dependent rate coefficient for the reaction O(³P) + NO₂ → NO + O₂. *J. Phys. Chem. A* **1999**, *103*, 877-883.
- Gierczak, T.; Burkholder, J. B.; Talukdar, R. K.; Mellouki, A.; Barone, S. B.; Ravishankara, A. R. Atmospheric fate of methyl vinyl ketone and methacrolein. *J. Photochem. Photobiol. A: Chem.* **1997**, *110*, 1-10, doi:10.1016/S1010-6030(97)00159-7.
- Gierczak, T.; Gilles, M. K.; Bauerle, S.; Ravishankara, A. R. Reaction of hydroxyl radical with acetone. 1. Kinetics of the reactions of OH, OD, and ¹⁸OH with acetone and acetone-*d*₆. *J. Phys. Chem. A* **2003**, *107*, 5014-5020, doi:10.1021/jp027301a.
- Gierczak, T.; Goldfarb, L.; Sueper, D.; Ravishankara, A. R. Kinetics of the reactions of Cl atoms with CH₃Br and CH₂Br₂. *Int. J. Chem. Kinet.* **1994**, *26*, 719-728.
- Gierczak, T.; Jimenez, E.; Riffault, V.; Burkholder, J. B.; Ravishankara, A. R. Thermal decomposition of HO₂NO₂ (peroxynitric acid, PNA): Rate coefficient and determination of the enthalpy of formation. *J. Phys. Chem. A* **2005**, *109*, 586-596, doi:10.1021/jp046632f.
- Gierczak, T.; Talukdar, R. K.; Burkholder, J. B.; Portmann, R. W.; Daniel, J. S.; Solomon, S.; Ravishankara, A. R. Atmospheric fate and greenhouse warming potentials of HFC 236fa and HFC 236ea. *J. Geophys. Res.* **1996**, *101*, 12905-12911.
- Gierczak, T.; Talukdar, R. K.; Herndon, S. C.; Vaghjiani, G. L.; Ravishankara, A. R. Rate coefficient for the reaction of hydroxyl radicals with methane and deuterated methanes. *J. Phys. Chem. A* **1997**, *101*, 3125-3134.
- Gierczak, T.; Talukdar, R.; Vaghjiani, G. L.; Lovejoy, E. R.; Ravishankara, A. R. Atmospheric fate of hydrofluoroethanes and hydrofluorochloroethanes: 1. Rate coefficients for reactions with OH. *J. Geophys. Res.* **1991**, *96*, 5001-5011.
- Gierczak, T.; Talukdar, S.; Herndon, S.; Vaghjiani, G. L.; Ravishankara, A. R. Rate coefficients for the reactions of hydroxyl radicals with methane and deuterated methanes. *J. Phys. Chem. A* **1997**, *101*, 3125-3134.
- Gilbert, R.; Sauvageau, P.; Sandorfy, C. Vacuum ultraviolet absorption spectra of chlorofluoromethanes from 120 to 65 nm. *J. Chem. Phys.* **1974**, *60*, 4820-4824.
- Gill, K. J.; Hites, R. A. Rate constants for the gas-phase reactions of the hydroxyl radical with isoprene, α- and β-pinene, and limonene as a function of temperature. *J. Phys. Chem. A* **2002**, *106*, 2538-2544, doi:10.1021/jp013532q.
- Gill, R. J.; Johnson, W. D.; Atkinson, G. H. The formation and decay mechanisms of HCO in the photodissociation of gas phase acetaldehyde. *Chem. Phys.* **1981**, *58*, 29-44.

- Gilles, M. K.; Burkholder, J. B.; Gierczak, T.; Marshall, P.; Ravishankara, A. R. Rate coefficient and product branching measurements for the reaction OH + bromopropane from 230 to 360 K. *J. Phys. Chem. A* **2002**, *104*, 8945-8950, doi:10.1021/jp014736+.
- Gilles, M. K.; Burkholder, J. B.; Ravishankara, A. R. Rate coefficients for the reaction of OH with Cl₂, Br₂ and I₂ from 235 to 354 K. *Int. J. Chem. Kinet.* **1999**, *31*, 417-424.
- Gilles, M. K.; McCabe, D. C.; Burkholder, J. B.; Ravishankara, A. R. Measurement of the rate coefficient for the reaction of OH with BrO. *J. Phys. Chem. A* **2001**, *105*, 5849-5853, doi:10.1021/jp0039666.
- Gilles, M. K.; Talukdar, R. K.; Ravishankara, A. R. Rate coefficients for the OH + CF₃I reaction between 271 and 370 K. *J. Phys. Chem. A* **2000**, *104*, 8945-8950, doi:10.1021/jp001827i.
- Gilles, M. K.; Turnipseed, A. A.; Burkholder, J. B.; Ravishankara, A. R. Kinetics of the IO radical. 2. Reaction of IO with BrO. *J. Phys. Chem. A* **1997**, *101*, 5526-5534, doi:10.1021/jp9709159.
- Gillotay, D.; Jenouvrier, A.; Coquart, B.; Mérienne, M. F.; Simon, P. C. Ultraviolet absorption cross-sections of bromoform in the temperature range 295-240K. *Planet. Space Sci.* **1989**, *37*, 1127-1140.
- Gillotay, D.; Simon, P. C. Temperature-dependence of ultraviolet absorption cross-sections of alternative chlorofluoroethanes. *J. Atmos. Chem.* **1991**, *12*, 269-285.
- Gillotay, D.; Simon, P. C. Temperature-dependence of ultraviolet absorption cross-sections of alternative chlorofluoroethanes: 2. The 2-chloro-1,1,1,2-tetrafluoro ethane - HCFC-124. *J. Atmos. Chem.* **1991**, *13*, 289-299.
- Gillotay, D.; Simon, P. C. Ultraviolet absorption cross-sections of photoactive species of stratospheric interest Part 1: The halocarbons. *Aeronomica Acta A* **1990**, *356*, 1-173.
- Gillotay, D.; Simon, P. C. Ultraviolet absorption cross-sections of methyl bromide at stratospheric temperatures. *Ann. Geophys.* **1988**, *6*, 211-215.
- Gillotay, D.; Simon, P. C. Ultraviolet absorption cross-sections of photoactive species of stratospheric interest Part 1: The halocarbons. *Aeronomica Acta A* **1990**, *356*, 1-173.
- Gillotay, D.; Simon, P. C. Ultraviolet absorption spectrum of trifluoro-bromo-methane, difluoro-dibromo-methane and difluoro-bromo-chloro-methane in the vapor phase. *J. Atmos. Chem.* **1989**, *8*, 41-62.
- Gillotay, D.; Simon, P. C.; Dierickx, L. Temperature dependence of ultraviolet absorption cross-sections of brominated methanes and ethanes. *Aeronomica Acta* **1988**, *A335*, 1-25.
- Gillotay, D.; Simon, P. C.; Dierickx, L. Ultraviolet absorption cross-sections of some carbonyl compounds and their temperature dependence. *Aeronomica Acta* **1993**, *368*, 1-15.
- Gilpin, R.; Schiff, H. I.; Welge, K. H. Photodissociation of O₃ in the Hartley band. Reactions of O(¹D) and O₂(¹Σ_g⁺) with O₃ and O₂. *J. Chem. Phys.* **1971**, *55*, 1087-1093.
- Giolando, D. M.; Fazekas, G. B.; Taylor, W. D.; Takacs, G. A. Atmospheric photochemistry of CF₂ClBr. *J. Photochem.* **1980**, *14*, 335-339.
- Glaschick-Schimpf, I.; Leiss, A.; Monkhouse, P. B.; Schurath, U.; Becker, K. H.; Fink, E. H. A kinetic study of the reactions of HO₂/DO₂ radicals with nitric oxide using near-infrared chemiluminescence detection. *Chem. Phys. Lett.* **1979**, *67*, 318-323.
- Glavas, S.; Hecklen, J. Relative reactivity of chlorine atoms with NO, NO₂ and HCCl₂F at room temperature and atmospheric pressure. *J. Photochem.* **1985**, *31*, 21-28.
- Gleason, J. F.; Howard, C. J. Temperature dependence of the gas-phase reaction HOSO₂ + O₂ → HO₂ + SO₃. *J. Phys. Chem.* **1988**, *92*, 3414-3417, doi:10.1021/j100323a021.
- Gleason, J. F.; Nesbitt, F. L.; Stief, L. J. Temperature dependence of the reaction between O(³P) and OClO at low pressure. *J. Phys. Chem.* **1994**, *98*, 126-131, doi:10.1021/j100052a022.
- Gleason, J. F.; Sinha, A.; Howard, C. J. Kinetics of the gas-phase reaction HOSO₂ + O₂ → HO₂ + SO₃. *J. Phys. Chem.* **1987**, *91*, 719-724, doi:10.1021/j100287a045.
- Glicker, S.; Okabe, H. Photochemistry of diacetylene. *J. Phys. Chem.* **1987**, *91*, 437-440, doi:10.1021/j100286a036.
- Glicker, S.; Stief, L. J. Photolysis of formaldehyde at 1470 and 1236 Å. *J. Chem. Phys.* **1971**, *54*, 2852-2857.
- Glinski, R. J.; Birks, J. W. Yields of molecular hydrogen in the elementary reactions HO₂ + HO₂ and O(¹D₂) + H₂O. *J. Phys. Chem.* **1985**, *89*, 3449-3453, doi:10.1021/j100262a006.
- Glissmann, A.; Schumacher, H.-J. Das spektrum des fluoroxyds F₂O. *Z. Phys. Chem. B* **1934**, *24*, 328-334.
- Goldberg, E. D. *Black Carbon in the Environment*; Wiley: New York, 1985.
- Golden, D. M. Evaluating data for atmospheric models, an example: CH₃O₂ + NO₂ = CH₂O₂NO₂. *Int. J. Chem. Kinet.* **2005**, *37*, 625-632, doi:10.1002/kin.20104.
- Golden, D. M. Evaluating data for atmospheric models, an example: IO + NO₂ = IONO₂. *J. Phys. Chem. A* **2006**, *110*, 2940-2943, doi:10.1021/jp058221k.
- Golden, D. M. Evaluation of data for atmospheric models: ME/RRKM calculations on the combination reaction ClO + NO₂ → ClONO₂, a recurring issue. *Int. J. Chem. Kinet.* **2009**, *41*, 573-581, doi:10.1002/kin.20432.
- Golden, D. M. Pressure dependent reactions for atmospheric and combustion models. *Chem. Soc. Rev.* **2008**, *37*, 717-731, doi:10.1039/b704259k.

- Golden, D. M. Reaction $\text{ClO} + \text{ClO} \rightarrow$ products: Modeling and parameterization for use in atmospheric models. *Int. J. Chem. Kinet.* **2003**, *35*, 206-211, doi:10.1002/kin.10120.
- Golden, D. M. The reaction $\text{Cl} + \text{NO}_2 \rightarrow \text{ClONO}$ and ClNO_2 . *J. Phys. Chem. A* **2007**, *111*, 6772-6780, doi:10.1021/jp069000x.
- Golden, D. M. The reaction $\text{OH} + \text{C}_2\text{H}_4$: An example of rotational channel switching. *J. Phys. Chem. A* **2012**, *116*, 4259-4266, doi:10.1021/jp302009t.
- Golden, D. M.; Barker, J. R.; Lohr, L. L. Correction: Master equation models for the pressure- and temperature-dependent reactions $\text{HO} + \text{NO}_2 \rightarrow \text{HONO}_2$ and $\text{HO} + \text{NO}_2 \rightarrow \text{HOONO}$. *J. Phys. Chem. A* **2004**, *108*, 8552, doi:10.1021/jp040476v.
- Golden, D. M.; Barker, J. R.; Lohr, L. L. Master equation models for the pressure- and temperature-dependent reactions $\text{HO} + \text{NO}_2 \rightarrow \text{HONO}_2$ and $\text{HO} + \text{NO}_2 \rightarrow \text{HOONO}$. *J. Phys. Chem. A* **2003**, *107*, 11057-11071, doi:10.1021/jp0353183.
- Golden, D. M.; Smith, G. P. Reaction of $\text{OH} + \text{NO}_2 + \text{M}$: A new view. *J. Phys. Chem. A* **2000**, *104*, 3991-3997, doi:10.1021/jp9939928.
- Goldfarb, L.; Burkholder, J. B.; Ravishankara, A. R. Kinetics of the $\text{O} + \text{ClO}$ reaction. *J. Phys. Chem. A* **2001**, *105*, 5402-5409, doi:10.1021/jp0100351.
- Goldfarb, L.; Harwood, M. H.; Burkholder, J. B.; Ravishankara, A. R. Reaction of $\text{O}(^3\text{P})$ with ClONO_2 : Rate coefficients and yield of NO_3 product. *J. Phys. Chem. A* **1998**, *102*, 8556-8563.
- Goldfarb, L.; Schmoltner, A.-M.; Gilles, M. K.; Burkholder, J.; Ravishankara, A. R. Photodissociation of ClONO_2 : 1. Atomic resonance fluorescence measurements of product quantum yields. *J. Phys. Chem. A* **1997**, *101*, 6658-6666.
- Goldfinger, P.; Huybrechts, G.; Martens, G. Elementary rate constants in atomic chlorination reactions. Part 2. - Experiments in competitive systems. *Trans. Faraday Soc.* **1961**, *57*, 2210-2219.
- Goldstein, R.; Mastrup, F. N. Absorption coefficients of the O_2 Schumann-Runge continuum from 1270 Å \leftrightarrow 1745 Å using a new continuum source. *J. Opt. Soc. Am.* **1966**, *56*, 765-769.
- Goliff, W. S.; Rowland, F. S. Methyl chloride formation by gas phase thermal chlorine atom reaction with methyl iodide and methyl bromide. *Geophys. Res. Lett.* **1997**, *23*, 3029-3032, doi:10.1029/97GL03093.
- Gómez Martín, J. C.; Ashworth, S. H.; Mahajan, A. S.; Plane, J. M. C. Photochemistry of OIO : Laboratory study and atmospheric implications. *Geophys. Res. Lett.* **2009**, *36*, L09802, doi:10.1029/2009GL037642.
- Gómez Martín, J. C.; Plane, J. M. C. Determination of the $\text{O}-\text{IO}$ bond dissociation energy by photofragment excitation spectroscopy. *Chem. Phys. Lett.* **2009**, *474*, 79-83, doi:10.1016/j.cplett.2009.04.052.
- Gómez Martín, J. C.; Spietz, P.; Burrows, J. P. Spectroscopic studies of the I_2/O_3 photochemistry Part 1: Determination of the absolute absorption cross sections of iodine oxides of atmospheric relevance. *J. Photochem. Photobiol. A: Chem.* **2005**, *176*, 15-38, doi:10.1016/j.jphotochem.2005.09.024.
- Gonzalez-Garcia, N.; Gonzalez-Lafont, A.; Lluch, J. M. Methanesulfinic acid reaction with OH : Mechanism, rate constants, and atmospheric implications. *J. Phys. Chem. A* **2007**, *111*, 7825-7832, doi:10.1021/jp0722455.
- González, S.; Jiménez, E.; Ballesteros, B.; Martínez, E.; Albaladejo, J. Hydroxyl radical reaction rate coefficients as a function of temperature and IR absorption cross sections for $\text{CF}_3\text{CH}=\text{CH}_2$ (HFO-1243zf), potential replacement of $\text{CF}_3\text{CH}_2\text{F}$ (HFC-134a). *Environ. Sci. Pollut. Res.* **2014**, doi:10.1007/s11356-014-3426-2.
- Goodeve, C. F.; Richardson, F. D. The absorption spectrum of chlorine trioxide and chlorine hexoxide. *Trans. Faraday Soc.* **1937**, *33*, 453-457.
- Goodeve, C. F.; Taylor, A. W. C. The continuous absorption spectrum of hydrogen bromide. *Proc. Roy. Soc. London A* **1935**, *152*, 221-230.
- Goodeve, C. F.; Taylor, A. W. C. The continuous absorption spectrum of hydrogen iodide. *Proc. Roy. Soc. London* **1936**, *A 154*, 181-187.
- Goodeve, C. F.; Wallace, J. I. The absorption spectrum of chlorine monoxide. *Trans. Faraday Soc.* **1930**, *26*, 254-260.
- Goodeve, C. F.; Windsor, B. A. M. The absorption spectrum of chlorine heptoxide. *Trans. Faraday Soc.* **1936**, *32*, 1518-1519.
- Goodman, A. L.; Bernard, E. T.; Grassian, V. H. Spectroscopic study of nitric acid and water adsorption on oxide particles: Enhanced nitric acid uptake kinetics in the presence of adsorbed water. *J. Phys. Chem. A* **2001**, *105*, 6443-6457, doi:10.1021/jp0037221.
- Goodman, A. L.; Li, P.; Usher, C. R.; Grassian, V. H. Heterogeneous uptake of sulfur dioxide on aluminum and magnesium oxide particles. *J. Phys. Chem. A* **2002**, *105*, 6109-6120, doi:10.1021/jp004423z.
- Goodsite, M. E.; Plane, J. M. C.; Skov, H. A theoretical study of the oxidation of Hg^0 to HgBr_2 in the troposphere. *Environ. Sci. Technol.* **2004**, *38*, 1772-1776, doi:10.1021/es034680s.
- Goodsite, M. E.; Plane, J. M. C.; Skov, H. Correction to a theoretical study of the oxidation of Hg^0 to HgBr_2 in the troposphere. *Environ. Sci. Technol.* **2012**, *46*, 5262-5262, doi:10.1021/es301201c.

- Gordon, S.; Mulac, W. A. Reaction of the OH($X^2\Pi$) radical produced by the pulse radiolysis of water vapor. *Int. J. Chem. Kinet.* **1975**, *Symp. 1*, 289-299.
- Gordon, S.; Mulac, W.; Nangia, P. Pulse radiolysis of ammonia gas. 11. Rate of disappearance of the NH₂(X^2B_1) radical. *J. Phys. Chem.* **1971**, *75* 2087-2093.
- Gordus, A. A.; Bernstein, R. B. Isotope effect in continuous ultraviolet absorption spectra: Methyl bromide-*d*₃ and chloroform-*d*. *J. Chem. Phys.* **1954**, *22*, 790-795.
- Gorrotxategi Carbajo, P.; Smith, S. C.; Holloway, A.-L.; Smith, C. A.; Pope, F. D.; Shallcross, D. E.; Orr-Ewing, A. J. Ultraviolet photolysis of HCHO: Absolute HCO quantum yields by direct detection of the radical photoproduct. *J. Phys. Chem. A* **2008**, *112*, 12437-12448, doi:10.1021/jp8070508.
- Gorshelev, V.; Serdyuchenko, A.; Weber, M.; Chehade, W.; Burrows, J. P. High spectral resolution ozone absorption cross-sections – Part 1: Measurements, data analysis and comparison with previous measurements around 293 K. *Atmos. Meas. Tech.* **2014**, *7*, 609-624, doi:10.5194/amt-7-609-2014.
- Gosnell, T. R.; Taylor, A. J.; Lyman, J. L. Ultrafast absorption spectroscopy of photodissociated CF₂Br₂: Details of the reaction mechanism and evidence for anomalously slow intramolecular vibrational redistribution within the CF₂Br intermediate. *J. Chem. Phys.* **1991**, *94*, 5949-5953.
- Gozel, P.; Calpani, B.; van den Bergh, H. Temperature jump measurements in gas kinetics. *Israel J. Chem.* **1984**, *24*, 210-213.
- Grade, M.; Hirschwald, W. Energetics and stabilities of the IIB/VIA-compounds at high-temperature equilibrium conditions. *Ber. Bunsen. Phys. Chem.* **1982**, *86*, 899-907.
- Graham, J. D.; Roberts, J. T. Interaction of hydrogen chloride with an ultrathin ice film: Observation of adsorbed and absorbed states. *J. Phys. Chem.* **1994**, *98*, 5974-5983, doi:10.1021/j100074a026.
- Graham, J. D.; Roberts, J. T. Interactions of HCl with crystalline and amorphous ice: Implications for the mechanisms of ice-catalyzed reactions. *Geophys. Res. Lett.* **1995**, *22*, 251-254.
- Graham, J. D.; Roberts, J. T.; Brown, L. A.; Vaida, V. Uptake of chlorine dioxide by model polar stratospheric cloud surfaces: Ultra high-vacuum studies. *J. Phys. Chem.* **1996**, *100*, 3115-3120, doi:10.1021/jp9516654.
- Graham, R. A. Photochemistry of NO₃ and the Kinetics of the N₂O₅-O₃ System. Ph. D. Thesis, University of California, Berkeley, CA, **1975**.
- Graham, R. A.; Gutman, D. J. Temperature dependence of rate constants and branching ratios for the reaction of oxygen atoms with carbon disulfide. *J. Phys. Chem.* **1977**, *81*, 207-209, doi:10.1021/j100518a005.
- Graham, R. A.; Johnston, H. S. Kinetics of the gas-phase reaction between ozone and nitrogen dioxide. *J. Chem. Phys.* **1974**, *60*, 4628-4629.
- Graham, R. A.; Johnston, H. S. The photochemistry of NO₃ and the kinetics of the N₂O₅-O₃ system. *J. Phys. Chem.* **1978**, *82*, 254-268, doi:10.1021/j100492a002.
- Graham, R. A.; Winer, A. M.; Atkinson, R.; Pitts, J. N., Jr. Rate constants for the reaction of HO₂ with HO₂, SO₂, CO, N₂O, *trans*-2-butene, and 2,3-dimethyl-2-butene at 300 K. *J. Phys. Chem.* **1979**, *83*, 1563-1567, doi:10.1021/j100475a002.
- Graham, R. A.; Winer, A. M.; Pitts, J. N., Jr. Temperature dependence of the unimolecular decomposition of pernitric acid and its atmospheric implications. *Chem. Phys. Lett.* **1977**, *51*, 215-220.
- Graham, R. A.; Winer, A. M.; Pitts, J. N., Jr. Ultraviolet and infrared absorption cross sections of gas phase HO₂NO₂. *Geophys. Res. Lett.* **1978**, *5*, 909-911.
- Grant, D. J.; Dixon, D. A.; Francisco, J. S.; Feller, D.; Peterson, K. A. Heats of formation of the H_{1,2}O_mS_n (m, n = 0-3) molecules from electronic structure calculations. *J. Phys. Chem. A* **2009**, *113*, 11343-11353, doi:10.1021/jp905847e.
- Grant, D. J.; Garner, E. B.; Matus, M. H.; Nguyen, M. T.; Peterson, K. A.; Francisco, J. S.; Dixon, D. A. Thermodynamic properties of the XO₂, X₂O, XYO, X₂O₂, and XYO₂ (X, Y = Cl, Br and I) isomers. *J. Phys. Chem. A* **2010**, *114*, 4254-4265, doi:10.1021/jp911320p.
- Gratien, A.; Lefort, M.; Picquet-Varrault, B.; Orphal, J.; Doussin, J.-F.; Flaud, J.-M. Experimental intercomparison of the absorption cross-sections of nitrous acid (HONO) in the ultraviolet and mid-infrared spectral regions. *J. Quant. Spectrosc. Radiat. Transfer* **2009**, *110*, 256-263, doi:10.1016/j.jqsrt.2008.11.003.
- Gratien, A.; Nilsson, E.; Doussin, J.-F.; Johnson, M. S.; Nielsen, C. J.; Stenström, Y.; Picquet-Varrault, B. UV and IR absorption cross sections of HCHO, HCDO, and DCDO. *J. Phys. Chem. A* **2007**, *111*, 11506-11513, doi:10.1021/jp074288r.
- Gratien, A.; Picquet-Varrault, B.; Orphal, J.; Perraudin, E.; Doussin, J.-F. Laboratory intercomparison of the formaldehyde absorption cross sections in the infrared (1660-1820 cm⁻¹) and ultraviolet (300-360 nm) spectral regions. *J. Geophys. Res.* **2007**, *112*, D053005, doi:10.1029/2006JD007201.
- Gratpanche, F.; Sawerysyn, J.-P. Uptake coefficients of NO₃ radicals on solid surfaces of sea-salts. *J. Chim. Phys.* **1999**, *96*, 213-231.
- Gravestock, T. J.; Blitz, M. A.; Bloss, W. J.; Heard, D. E. A multidimensional study of the reaction CH₂I + O₂: Products and atmospheric implications. *ChemPhysChem* **2010**, *11*, 3928-3941, doi:10.1002/cphc.201000575.

- Gravestock, T.; Blitz, M. A.; Heard, D. E. Kinetics study of the reaction of iodine monoxide radicals with dimethyl sulfide. *Phys. Chem. Chem. Phys.* **2005**, *7*, 2173-2181, doi:10.1039/b502989a.
- Gray, L. T. M.; Style, D. W. G. The absorption of light by chlorine, bromine and their gaseous mixtures. *Proc. Roy. Soc. London* **1930**, *A 126*, 603-612.
- Green, R. G.; Wayne, R. P. Relative rate constants for the reactions of O(¹D) atoms with fluorochlorocarbons and with N₂O. *J. Photochem.* **1976/77**, *6*, 371-374.
- Green, R. G.; Wayne, R. P. Vacuum ultra-violet absorption spectra of halogenated methanes and ethanes. *J. Photochem.* **1976/77**, *6*, 375-377.
- Green, T. J.; Islam, M.; Canosa-Mas, C.; Marston, G.; Wayne, R. P. Higher oxides of chlorine: absorption cross-sections of Cl₂O₆ and Cl₂O₄, the decomposition of Cl₂O₆, and the reactions of OClO with O and O₃. *J. Photochem. Photobiol. A: Chem.* **2004**, *162*, 353-370, doi:10.1016/S1010-6030(03)00379-4.
- Green, T. J.; Islam, M.; Guest, P.; Hickson, K.; Canosa-Mas, C. E.; Wayne, R. P. A discharge-flow study of Cl₂O₃. *Phys. Chem. Chem. Phys.* **2003**, *5*, 5409-5418, doi:10.1039/b311005b.
- Greenblatt, G. D.; Howard, C. J. Oxygen atom exchange in the interaction of ¹⁸OH with several small molecules. *J. Phys. Chem.* **1989**, *93*, 1035-1042.
- Greenblatt, G. D.; Orlando, J. J.; Burkholder, J. B.; Ravishankara, A. R. Absorption measurements of oxygen between 330 and 1140 nm. *J. Geophys. Res.* **1990**, *95*, 18577-18582.
- Greenblatt, G. D.; Ravishankara, A. R. Laboratory studies on the stratospheric NO_x production rate. *J. Geophys. Res.* **1990**, *95*, 3539-3547.
- Greene, C. R.; Atkinson, R. Rate constants for the gas-phase reactions of O₃ with a series of alkenes at 296 ± 2 K. *Int. J. Chem. Kinet.* **1992**, *24*, 803-811.
- Greenhill, P. G.; O'Grady, B. V. The rate constant of the reaction of hydroxyl radicals with methanol, ethanol and (D₃)methanol. *Aust. J. Chem.* **1986**, *39*, 1775-1787.
- Greig, G.; Gunning, H. E.; Strausz, O. P. Reactions of metal atoms. II. The combination of mercury and bromine atoms and the dimerization of HgBr. *J. Chem. Phys.* **1970**, *52*, 3684-3690, doi:10.1063/1.1673544.
- Greiner, N. R. Hydroxyl radical kinetics by kinetic spectroscopy. V. Reaction with H₂ and CO in the range 300-500°K. *J. Chem. Phys.* **1969**, *51*, 5049-5051, doi:10.1063/1.1671902.
- Greiner, N. R. Hydroxyl radical kinetics by kinetic spectroscopy. VII. The reaction with ethylene in the range 300-500 °K. *J. Chem. Phys.* **1970**, *53*, 1284-1285.
- Greiner, N. R. Hydroxyl-radical kinetics by kinetic spectroscopy. II. Reactions with C₂H₆, C₃H₈, and *iso*-C₄H₁₀ at 300°K. *J. Chem. Phys.* **1967**, *46*, 3389-3392, doi:10.1063/1.1841228.
- Greiner, N. R. Photochemistry of N₂O essential to a simplified vacuum-ultraviolet actinometer. *J. Chem. Phys.* **1967**, *47*, 4373-4377.
- Grieman, F. J.; Noell, A. C.; Davis-Van Atta, C.; Okumura, M.; Sander, S. P. Determination of equilibrium constants for the reaction between acetone and HO₂ using infrared kinetic spectroscopy. *J. Phys. Chem. A* **2011**, *115*, 10527-10538, doi:10.1021/jp205347s.
- Griffin, J.; Worsnop, D. R.; Brown, R. C.; Kolb, C. E.; Herschbach, D. R. Chemical kinetics of the NaO (A²Σ⁺) + O(³P) reaction. *J. Phys. Chem. A* **2001**, *105*, 1643-1648, doi:10.1021/jp002641m.
- Griffith, D. W. T.; Toon, G. C.; Sen, B.; Blavier, J.-F.; Toth, R. A. Vertical profiles of nitrous oxide isotopomer fractionation measured in the stratosphere. *Geophys. Res. Lett.* **2000**, *27*, 2485-2488.
- Griffiths, P. T.; Badger, C. L.; Cox, R. A.; Folkers, M.; Henk, H. H.; Mentel, T. F. Reactive uptake of N₂O₅ by aerosols containing dicarboxylic acids. effect of particle phase, composition, and nitrate content. *J. Phys. Chem. A* **2009**, *113*, 5082-5090, doi:10.1021/jp8096814.
- Griffiths, P. T.; Cox, R. A. Temperature dependence of heterogeneous uptake of N₂O₅ by ammonium sulfate aerosol. *Atmos. Sci. Lett.* **2009**, *10*, 159-163.
- Griggs, M. Absorption coefficients of ozone in the ultraviolet and visible regions. *J. Chem. Phys.* **1968**, *49*, 857-859.
- Grimley, A. J.; Houston, P. L. The photochemistry of nitrosyl halides: The X + NOX → X₂ + NO(*v*) reaction (X = Cl, Br). *J. Chem. Phys.* **1980**, *72*, 1471-1475.
- Grimsrud, E. P.; Westberg, H. H.; Rasmussen, R. A. Atmospheric reactivity of monoterpene hydrocarbons, NO_x photooxidation and ozonolysis. *Int. J. Chem. Kinet.* **1975**, *Symp 1*, 183-195.
- Grosch, H.; Fateev, A.; Clausen, S. UV absorption cross-sections of selected sulfur-containing compounds at temperatures up to 500 °C. *J. Quant. Spec. Rad. Transfer* **2015**, *154*, 28-34, doi:10.1016/j.jqsrt.2014.11.020.
- Grosjean, D. Photooxidation of methyl sulfide, ethyl sulfide, and methanethiol. *Environ. Sci. Technol.* **1984**, *18*, 460-468, doi:10.1021/es00124a013.
- Grosjean, D.; Grosjean, E.; Williams, E. L. Thermal decomposition of PAN, PPN and vinyl-PAN. *J. Air and Waste Manage. Assoc.* **1994**, *44*, 391-396.
- Grosjean, D.; Williams, E. L., II; Grosjean, E. Atmospheric chemistry of isoprene and of its carbonyl products. *Environ. Sci. Technol.* **1993**, *27*, 830-840.

- Grosjean, E.; Grosjean, D. Rate constants for the gas-phase reaction of ozone with 1,1-disubstituted alkenes. *Int. J. Chem. Kinet.* **1996**, *28*, 911-918.
- Grosjean, E.; Grosjean, D. Rate constants for the gas-phase reaction of ozone with unsaturated oxygenates. *Int. J. Chem. Kinet.* **1998**, *30*, 21-29.
- Gross, A.; Billing, G. D. Isotope effects on the rate constants for the processes $O_2 + O \rightarrow O + O_2$ and $O_2 + O + Ar \rightarrow O_3 + Ar$ On a modified ground-state potential energy surface for ozone. *Chem. Phys.* **1997**, *217*, 1-18.
- Grothe, H.; Willner, H. Chlortrioxid: spektroskopische eigenschaften, molekülstruktur und photochemisches verhalten. *Angew. Chem.* **1994**, *106*, 1581-1584.
- Grothe, H.; Willner, H., personal communication to Wayne et al. (**1995**).
- Grotheer, H. H.; Riekert, G.; Meier, U.; Just, T. Kinetics of the reactions of CH_2OH radicals with O_2 and HO_2 . *Ber. Bunsenges. Phys. Chem.* **1985**, *89*, 187-191.
- Grotheer, H. H.; Riekert, G.; Walter, D.; Just, T. Non-Arrhenius behavior of the reaction of hydroxymethyl radicals with molecular oxygen. *J. Phys. Chem.* **1988**, *92*, 4028-4030, doi:10.1021/j100325a007.
- Guan, C.; Li, X.; Luo, Y.; Huang, Z. Heterogeneous reaction of NO_2 on $\alpha-Al_2O_3$ in the dark and simulated sunlight. *J. Phys. Chem. A* **2014**, *118*, 6999-7006, doi:10.1021/jp503017k.
- Guimbaud, C.; Arens, F.; Gutzwiller, L.; Gäggeler, H. W.; Ammann, M. Uptake of HNO_3 to deliquescent sea-salt particles: a study using short-lived radioactive isotope tracer ^{13}N . *Atmos. Chem. Phys.* **2002**, *2*, 249-257.
- Gunturu, A.; Asatryan, R.; Bozzelli, J. W. Thermochemistry, bond energies and internal rotor barriers of methyl sulfinic acid, methyl sulfinic acid ester and their radicals. *J. Phys. Org. Chem.* **2011**, *24*, 366-377, doi:10.1002/poc.1766.
- Gürtler, P.; Saile, V.; Koch, E. E. Rydberg series in the absorption spectra of H_2O and D_2O in the vacuum ultraviolet. *Chem. Phys. Lett.* **1977**, *51*, 386-391.
- Gurvich, L. V.; Bergman, G. A.; Borokhov, L. N.; Iorish, V. S.; Leonidov, V. Y.; Yungman, V. S. Thermodynamic properties of alkali metal hydroxides. Part I. Lithium and sodium hydroxides. *J. Phys. Chem. Ref. Data* **1996**, *25*, 1211-1276.
- Gurvich, L. V.; Bergman, G. A.; Borokhov, L. N.; Iorish, V. S.; Leonidov, V. Y.; Yungman, V. S. Thermodynamic properties of alkali metal hydroxides. Part II. Potassium, rubidium, and cesium hydroxides. *J. Phys. Chem. Ref. Data* **1997**, *26*, 1031-1110.
- Gurvich, L. V.; Veyts, I. V.; Alcock, C. B. *Thermodynamic Properties of Individual Substances*, Fourth ed.; Hemisphere Publishing Corp.: New York, **1991**; Vol. 2.
- Gutbrod, R.; Kraka, E.; Schindler, R. N.; Cremer, D. Kinetic and theoretical investigation of the gas-phase ozonolysis of isoprene: Carbonyl oxides as an important source for OH radicals in the atmosphere *J. Am. Chem. Soc.* **1997**, *119*, 7330-7342.
- Gutbrod, R.; Meyer, S.; Rahman, M. M.; Schindler, R. N. On the use of CO as scavenger for OH radicals in the ozonolysis of simple alkenes and isoprene *Int. J. Chem. Kinet.* **1997**, *29*, 717-723.
- Guthrie, J. P. Thermodynamics of ester and orthoester formation from trifluoroacetic acid. *Can. J. Chem.* **1976**, *54*, 202-209.
- Gutman, D.; Sanders, N.; Butler, J. E. Kinetics of the reactions of methoxy and ethoxy radicals with oxygen. *J. Phys. Chem.* **1982**, *86*, 66-70, doi:10.1021/j100390a013.
- Gutzwiller, L.; Arens, F.; Baltensperger, U.; Gäggeler, H. W.; Ammann, M. significance of semivolatile diesel exhaust organics for secondary HONO formation. *Environ. Sci. Technol.* **2002**, *36*, 677-682, doi:10.1021/es015673b.

H

[Back to Index](#)

- Haag, W. R.; Hoigné, J. Ozonation of bromide-containing waters: Kinetics of formation of hypobromous acid and bromate. *Environ. Sci. Technol.* **1983**, *17*, 261-267.
- Haag, W. R.; Hoigné, J. Ozonation of water containing chlorine or chloramines. Reaction products and kinetics. *Water Research* **1983**, *17*, 1397-1402.
- Hack, W.; Horie, O.; Wagner, H. G. Determination of the rate of the reaction of NH_2 with O_2 . *J. Phys. Chem.* **1982**, *86*, 765-771, doi:10.1021/j100394a036c.
- Hack, W.; Horie, O.; Wagner, H. G. The rate of the reaction of NH_2 with O_3 . *Ber. Bunsenges. Phys. Chem.* **1981**, *85*, 72-78.
- Hack, W.; Hoyermann, K.; Wagner, H. G. Gas phase reactions of hydroxyl radical with ammonia and hydrazine. *Ber. Bunsenges. Phys. Chem.* **1974**, *78*, 386-391.
- Hack, W.; Mex, G.; Wagner, H. G. Determination of rate constant of reactions $O + HCl$ in temperature range 293 to 718 K and $OH + HCl$ at 293 K. *Ber. Bunsenges. Phys. Chem.* **1977**, *81*, 677-684.
- Hack, W.; Preuss, A. W.; Temps, F.; Wagner, H. G. Reaction of $O + HO_2 \rightarrow OH + O_2$ studied with a LMR-ESR spectrometer. *Ber. Bunsenges. Phys. Chem.* **1979**, *83*, 1275-1279.

- Hack, W.; Preuss, A. W.; Temps, F.; Wagner, H. G.; Hoyermann, K. Direct determination of the rate constant of the reaction $\text{NO} + \text{HO}_2 \rightarrow \text{NO}_2 + \text{OH}$ with the LMR. *Int. J. Chem. Kinet.* **1980**, *12*, 851-860.
- Hack, W.; Preuss, A. W.; Wagner, H. G.; Hoyermann, K. Reactions of hydrogen atoms with hydroperoxyl radicals 2. Determination of the rate constant of the overall reaction. *Ber. Bunsenges. Phys. Chem.* **1979**, *83*, 212-217.
- Hack, W.; Schacke, H.; Schroter, M.; Wagner, H. G. 17th International Symposium on Combustion, **1979**.
- Hack, W.; Wagner, H. G.; Hoyermann, K. Reactions of hydrogen atoms with hydroperoxyl radicals 1. Determination of specific rate constants of reaction channels. *Ber. Bunsenges. Phys. Chem.* **1978**, *82*, 713-719.
- Hägele, J.; Lorenz, K.; Rhäsa, D.; Zellner, R. Rate constants and CH_3O product yield of the reaction $\text{OH} + \text{CH}_3\text{OH} \rightarrow$ products. *Ber. Bunsenges. Phys. Chem.* **1983**, *87*, 1023-1026.
- Hahn, J.; Luther, K.; Troe, J. Experimental and theoretical study of the temperature and pressure dependences of the recombination reactions $\text{O} + \text{NO}_2(+\text{M}) \rightarrow \text{NO}_3(+\text{M})$ and $\text{NO}_2 + \text{NO}_3(+\text{M}) \rightarrow \text{N}_2\text{O}_5(+\text{M})$. *Phys. Chem. Chem. Phys.* **2000**, *2*, 5098-5104, doi:10.1039/b005756h.
- Hales, J. M.; Drewes, D. R. Solubility of ammonia in water at low concentrations. *Atmos. Environ.* **1979**, *13*, 1133-1147.
- Hall, I. W.; Wayne, R. P.; Cox, R. A.; Jenkin, M. E.; Hayman, G. D. Kinetics of the reaction of NO_3 with HO_2 . *J. Phys. Chem.* **1988**, *92*, 5049-5054, doi:10.1021/j100328a043.
- Hall, J., T. C.; Blacet, F. E. Separation of the absorption spectra of NO_2 and N_2O_4 in the range of 2400-5000 Å. *J. Chem. Phys.* **1952**, *20*, 1745-1749.
- Hallquist, M.; Stewart, D. J.; Baker, J.; Cox, R. A. Hydrolysis of N_2O_5 on submicron sulfuric acid aerosols. *J. Phys. Chem. A* **2000**, *104*, 3984-3990, doi:10.1021/jp9939625.
- Hallquist, M.; Stewart, D. J.; Stephenson, S. K.; Cox, R. A. Hydrolysis of N_2O_5 on sub-micron sulfate aerosols. *Phys. Chem. Chem. Phys.* **2003**, *5*, 3453-3463, doi:10.1039/b301827j.
- Halstead, C. J.; Thrush, B. A. The kinetics of elementary reactions involving the oxides of sulphur III. The chemiluminescent reaction between sulphur monoxide and ozone. *Proc. Roy. Soc. London A* **1966**, *295*, 380-398.
- Hamilton, E. J., Jr. Water vapor dependence of the kinetics of the self-reaction of HO_2 in the gas phase. *J. Chem. Phys.* **1975**, *63*, 3682-3683, doi:10.1063/1.431772.
- Hamilton, E. J., Jr.; Lii, R.-R. The dependence on H_2O and on NH_3 of the kinetics of the self-reaction of HO_2 in the gas-phase formation of $\text{HO}_2\cdot\text{H}_2\text{O}$ and $\text{HO}_2\cdot\text{NH}_3$ complexes. *Int. J. Chem. Kinet.* **1977**, *9*, 875-885.
- Hamm, S.; Hahn, J.; Helas, G.; Warneck, P. Acetonitrile in the troposphere: Residence time due to rainout and uptake by ocean. *Geophys. Res. Lett.* **1984**, *11*, 1207-1210.
- Hammer, P. D.; Dlugokencky, E. J.; Howard, C. J. Kinetics of the gas-phase reaction $\text{NO} + \text{NO}_3 \rightarrow 2\text{NO}_2$. *J. Phys. Chem.* **1986**, *90*, 2491-2496, doi:10.1021/j100402a045.
- Hancock, G.; Hofzumahaus, A. Experimental Study of the Altitude Dependence of the Tropospheric Ozone Photolysis Frequency, $J(\text{O}(1\text{D}))$ Between 0 and 12 km Height (ATOP), EU R and D Programme Environment and Climate ENV4-CT95-0158, **1997**.
- Hancock, G.; Lange, W.; Lenzi, M.; Welge, K. H. Laser fluorescence of NH_2 and rate constant measurement of $\text{NH}_2 + \text{NO}$. *Chem. Phys. Lett.* **1975**, *33*, 168-172.
- Hancock, G.; Smith, I. W. M. Infra-red chemiluminescence from vibrationally excited CO Part 1.-The reaction of atomic oxygen with carbon disulphide. *Trans. Faraday Soc.* **1971**, *67*, 2586-2597.
- Handwerk, V.; Zellner, R. Kinetics of the reactions of OH radicals with some halocarbons (CHClF_2 , CH_2ClF , CH_2ClCF_3 , CH_3CClF_2 , CH_3CHF_2) in the temperature range 260-370 K. *Ber. Bunsenges. Phys. Chem.* **1978**, *82*, 1161-1166.
- Handwerk, V.; Zellner, R. Pressure and temperature dependence of the reaction $\text{ClO} + \text{NO}_2 (+\text{N}_2) \rightarrow \text{ClONO}_2 (+\text{N}_2)$. *Ber. Bunsenges. Phys. Chem.* **1984**, *88*, 405-409.
- Hanf, A.; Laüter, A.; Volpp, H.-R. Absolute chlorine atom quantum yield measurements in the UV and VUV gas-phase laser photolysis of CCl_4 . *Chem. Phys. Lett.* **2003**, *368*, 445-451.
- Hanisch, F.; Crowley, J. N. Heterogeneous reactivity of gaseous nitric acid on Al_2O_3 , CaCO_3 , and atmospheric dust samples: A Knudsen cell study. *J. Phys. Chem. A* **2001**, *105*, 3096-3106.
- Hanning-Lee, M. A.; Brady, B. B.; Martin, L. R.; Syage, J. A. Ozone decomposition on alumina: Implications for solid rocket motor exhaust. *Geophys. Res. Lett.* **1996**, *23*, 1961-1964.
- Hansen, I.; Hoinghaus, K.; Zetzsch, C.; Stuhl, F. Detection of NH ($X^3\Sigma^-$) by resonance fluorescence in the pulsed vacuum UV photolysis of NH_3 and its application to reactions of NH radicals. *Chem. Phys. Lett.* **1976**, *42*, 370-372.
- Hansen, J. C.; Friedl, R. R.; Sander, S. P. Kinetics of the $\text{OH} + \text{ClOCl}$ and $\text{OH} + \text{Cl}_2\text{O}$ reactions: Experiment and theory. *J. Phys. Chem. A* **2008**, *112*, 9229-9237, doi:10.1021/jp8007706.

- Hanson, D. R. Reaction of ClONO₂ with H₂O and HCl in sulfuric acid and HNO₃/H₂SO₄/H₂O mixtures. *J. Phys. Chem. A* **1998**, *102*, 4794-4807.
- Hanson, D. R. Reactivity of ClONO₂ on H₂¹⁸O ice and organic liquids. *J. Phys. Chem.* **1995**, *99*, 13059-13061.
- Hanson, D. R. The uptake of HNO₃ onto ice, NAT, and frozen sulfuric acid. *Geophys. Res. Lett.* **1992**, *19*, 2063-2066.
- Hanson, D. R.; Burkholder, J. B.; Howard, C. J.; Ravishankara, A. R. Measurement of OH and HO₂ radical uptake coefficients on water and sulfuric acid surfaces. *J. Phys. Chem.* **1992**, *96*, 4979-4985.
- Hanson, D. R.; Lovejoy, E. R. Heterogeneous reactions in liquid sulfuric Acid: HOCl + HCl as a model system. *J. Phys. Chem.* **1996**, *100*, 6397-6405.
- Hanson, D. R.; Lovejoy, E. R. The reaction of ClONO₂ with submicrometer sulfuric acid aerosol. *Science* **1995**, *267*, 1326-1329.
- Hanson, D. R.; Lovejoy, E. R. The uptake of N₂O₅ onto small sulfuric acid particles. *Geophys. Res. Lett.* **1994**, *21*, 2401-2404.
- Hanson, D. R.; Ravishankara, A. R. Heterogeneous chemistry of bromine species in sulfuric acid under stratospheric conditions. *Geophys. Res. Lett.* **1995**, *22*, 385-388.
- Hanson, D. R.; Ravishankara, A. R. Heterogeneous chemistry of HBr and HF. *J. Phys. Chem.* **1992**, *96*, 9441-9446.
- Hanson, D. R.; Ravishankara, A. R. In *The Tropospheric Chemistry of Ozone in the Polar Regions*; Niki, H., Becker, K. H., Eds.; NATO, **1993**; pp 17281-17290.
- Hanson, D. R.; Ravishankara, A. R. Investigation of the reactive and nonreactive processes involving ClONO₂ and HCl on water and nitric acid doped ice. *J. Phys. Chem.* **1992**, *96*, 2682-2691.
- Hanson, D. R.; Ravishankara, A. R. Reaction of ClONO₂ with HCl on NAT, NAD, and frozen sulfuric acid and hydrolysis of N₂O₅ and ClONO₂ on frozen sulfuric acid. *J. Geophys. Res.* **1993**, *98*, 22931-22936.
- Hanson, D. R.; Ravishankara, A. R. Reactive uptake of ClONO₂ onto sulfuric acid due to reaction with HCl and H₂O. *J. Phys. Chem.* **1994**, *98*, 5728-5735.
- Hanson, D. R.; Ravishankara, A. R. Response to "Comment on porosities of ice films used to simulate stratospheric cloud surfaces". *J. Phys. Chem.* **1993**, *97*, 2802-2803.
- Hanson, D. R.; Ravishankara, A. R. The loss of CF₂O on ice, NAT, and sulfuric acid solutions. *Geophys. Res. Lett.* **1991**, *18*, 1699-1701.
- Hanson, D. R.; Ravishankara, A. R. The reaction probabilities of ClONO₂ and N₂O₅ on 40 to 75% sulfuric acid solutions. *J. Geophys. Res.* **1991**, *96*, 17307-17314.
- Hanson, D. R.; Ravishankara, A. R. The reaction probabilities of ClONO₂ and N₂O₅ on polar stratospheric cloud materials. *J. Geophys. Res.* **1991**, *96*, 5081-5090.
- Hanson, D. R.; Ravishankara, A. R. Uptake of HCl and HOCl onto sulphuric acid: Solubilities, diffusivities and reaction. *J. Phys. Chem.* **1993**, *97*, 12309-12319.
- Hanson, D. R.; Ravishankara, A. R.; Lovejoy, E. R. Reaction of BrONO₂ with H₂O on submicron sulfuric acid aerosol and the implications for the lower stratosphere. *J. Geophys. Res.* **1996**, *101*, 9063-9069.
- Hanson, D. R.; Ravishankara, A. R.; Solomon, S. Heterogeneous reactions in sulfuric acid aerosols: A framework for model calculations. *J. Geophys. Res.* **1994**, *99*, 3615-3629.
- Hanson, D. Reactivity of BrONO₂ and HOBr on sulfuric acid solutions at low temperatures. *J. Geophys. Res.* **2003**, *108*, 4239, doi: 10.1029/2002JD002519.
- Hanson, D.; Kosciuch, E. Reply to "Comment on "The NH₃ mass accommodation coefficient for uptake onto sulfuric acid solutions". *J. Phys. Chem. A* **2003**, *108*, 5849-5851.
- Hanson, D.; Kosciuch, E. The NH₃ mass accommodation coefficient for uptake onto sulfuric acid solutions. *J. Phys. Chem. A* **2003**, *107*, 2199-2208, doi:10.1021/jp021570j.
- Harder, J. W.; Brault, J. W.; Johnston, P. V.; Mount, G. H. Temperature dependent NO₂ cross sections at high spectral resolution. *J. Geophys. Res.* **1997**, *D102*, 3681-3879.
- Harding, L. B.; Wagner, A. F. Theoretical study of the reaction rates of OH + OH ↔ H₂O + O. *Proc. Combust. Inst.* **1988**, *22*, 983-989.
- Harker, A. B.; Ho, W. W. Heterogeneous ozone decomposition on sulfuric acid surfaces at stratospheric temperatures. *Atmos. Environ.* **1979**, *13*, 1005-1010.
- Harker, A. B.; Ho, W.; Ratto, J. J. Photodissociation quantum yield of NO₂ in the region 375 to 420 nm. *Chem. Phys. Lett.* **1977**, *50*, 394-397.
- Harris, G. W.; Kleindienst, T. E.; Pitts, J. N., Jr. Rate constants for the reaction of OH radicals with CH₃CN, C₂H₃CN and CH₂=CH-CN in the temperature range 298-424 K. *Chem. Phys. Lett.* **1981**, *80*, 479-483.
- Harris, G. W.; Wayne, R. P. Reaction of hydroxyl radicals with NO, NO₂ and SO₂. *J. Chem. Soc. Faraday Trans. 1* **1975**, *71*, 610-617.
- Harrison, A. J.; Cederholm, B. J.; Terwilliger, M. A. Absorption of acyclic oxygen compounds in the vacuum ultraviolet. I. Alcohols. *J. Chem. Phys.* **1959**, *30*, 355-356.
- Harrison, J. A.; Whyte, A. R.; Phillips, L. F. Kinetics of reactions of NH with NO and NO₂. *Chem. Phys. Lett.* **1986**, *129*, 346-352.

- Harrison, R. M.; Collins, G. M. Measurements of reaction coefficients of NO₂ and HONO on aerosol particles. *J. Atmos. Chem.* **1998**, *30*, 397-406.
- Hartmann, D.; Karthaus, J.; Sawerysyn, J. P.; Zellner, R. Kinetics and HO₂ yield of the reaction C₂H₅O + O₂ between 295 and 411 K. *Ber. Bunsenges. Phys. Chem.* **1990**, *94*, 639-645.
- Haruta, A.; Jiao, W.; Chen, W.; Chang, A. C.; Gan, J. Evaluating Henry's law constant of N-nitrosodimethylamine (NDMA). *Water Sci. Tech.* **2011**, *64*, 1636-1641, doi:10.2166/wst.2011.742.
- Harvard-Smithsonian Center for Astrophysics, "Atomic and Molecular Physics Database", **2009**, <http://cfa-www.harvard.edu/amdata/ampdata/cfamols.html>.
- Harvey, J.; Tuckett, R. P.; Bodi, A. A halomethane thermochemical network from iPEPICO experiments and quantum chemical calculations. *J. Phys. Chem. A* **2012**, *116*, 9696-9705, doi:10.1021/jp307941k.
- Harwood, M. H.; Burkholder, J. B.; Hunter, M.; Fox, R. W.; Ravishankara, A. R. Absorption cross sections and self-reaction kinetics of the IO radical. *J. Phys. Chem. A* **1997**, *101*, 853-863, doi:10.1021/jp962429b.
- Harwood, M. H.; Burkholder, J. B.; Ravishankara, A. R. Photodissociation of BrONO₂ and N₂O₅: Quantum yields for NO₃ production at 248, 308, and 352.5 nm. *J. Phys. Chem. A* **1998**, *102*, 1309-1317.
- Harwood, M. H.; Jones, R. L. Temperature dependent ultraviolet-visible absorption cross sections of NO₂ and N₂O₄: Low-temperature measurements of the equilibrium constant for 2NO₂ = N₂O₄. *J. Geophys. Res.* **1994**, *99*, 22955-22964.
- Harwood, M. H.; Jones, R. L.; Cox, R. A.; Lutman, E.; Rattigan, O. V. Temperature-dependent absorption cross-sections of N₂O₅. *J. Photochem. Photobiol. A: Chem.* **1993**, *73*, 167-175.
- Harwood, M. H.; Rattigan, O. V.; Jones, R. L.; Cox, R. A. *Proc. SPIE Int. Soc. Opt. Eng.* **1992**, *1715*, 113-124.
- Harwood, M. H.; Roberts, J. M.; Frost, G. J.; Ravishankara, A. R.; Burkholder, J. B. Photochemical studies of CH₃C(O)OONO₂ (PAN) and CH₃CH₂C(O)OONO₂ (PPN): NO₃ quantum yields. *J. Phys. Chem. A* **2003**, *107*, 1148-1154, doi:10.1021/jp0264230.
- Harwood, M. H.; Rowley, D. M.; Cox, R. A.; Jones, R. L. Kinetics and mechanism of the BrO self-reaction: Temperature- and pressure-dependent studies. *J. Phys. Chem. A* **1998**, *102*, 1790-1802.
- Harwood, M. H.; Rowley, D. M.; Freshwater, R. A.; Cox, R. A.; Jones, R. L. A spectroscopic study of Cl₂O₃. *J. Chem. Soc. Faraday Trans.* **1995**, *91*, 3027-3032.
- Hashikawa, Y.; Kawasaki, M.; Waterland, R. L.; Hurley, M. D.; Ball, J. C.; Wallington, T. J.; Andersen, M. P. S.; Nielsen, O. J. Gas phase UV and IR absorption spectra of C_xF_{2x+1}CHO (x = 1-4). *J. Fluor. Chem.* **2004**, *125*, 1925-1932, doi:10.1016/j.jfluchem.2004.07.006.
- Hashimoto, S.; Inoue, G.; Akimoto, H. Infrared spectroscopic detection of the HOSO₂ radical in argon matrix at 11 K. *Chem. Phys. Lett.* **1984**, *107*, 198-202.
- Hassanzadeh, P.; Irikura, K. K. Nearly ab initio thermochemistry: The use of reactions schemes. Application to IO and HOI. *J. Phys. Chem. A* **1997**, *101*, 1580-1587.
- Hasson, V.; Nichols, R. W. Absolute spectral absorption measurements on molecular oxygen from 2640-1940 Å. *J. Phys. B. At. Mol. Phys.* **1971**, *4*, 1789-1797.
- Hassouna, M.; Delbos, E.; Devolder, P.; Viskolcz, B.; Fittschen, C. Rate and equilibrium constant of the reaction of 1-methylvinoyl radicals with O₂: CH₃COCH₂ + O₂ ↔ CH₃COCH₂O₂. *J. Phys. Chem. A* **2006**, *110*, 6667-6672, doi:10.1021/jp0558270.
- Hatakeyama, S.; Akimoto, H. Reactions of hydroxyl radicals with methanethiol, dimethyl sulfide, and dimethyl disulfide in air. *J. Phys. Chem.* **1983**, *87*, 2387-2395, doi:10.1021/j100236a029.
- Hatakeyama, S.; Leu, M. T. Rate constants for reactions between atmospheric reservoir species. 2. H₂O. *J. Phys. Chem.* **1989**, *93*, 5784-5789, doi:10.1021/j100352a027.
- Hatakeyama, S.; Leu, M. T. Reactions of chlorine nitrate with HCl and H₂O. *Geophys. Res. Lett.* **1986**, *13*, 1343-1346.
- Hatekayama, S.; Kobayashi, H.; Lin, Z.-Y.; Takagi, H.; Akimoto, H. Mechanism for the reaction of CH₂OO with SO₂. *J. Phys. Chem.* **1986**, *90*, 4131-4135, doi:10.1021/j100408a059.
- Hatherly, P. A.; Flaxman, A. J. On the absolute absorption cross-section of SF₅CF₃. *Chem. Phys. Lett.* **2003**, *380*, 512-515, doi:10.1016/j.cplett.2003.09.061.
- Hathorn, B. C.; Marcus, R. A. An intramolecular theory of the mass-independent isotope effect for ozone. II. Numerical implementation at low pressures using a loose transition state. *J. Chem. Phys.* **2000**, *113*, 9497-9509.
- Hattori, S.; Schmidt, J. A.; Mahler, D. W.; Danielache, S. O.; Johnson, M. S.; Yoshida, N. Isotope effect in the carbonyl sulfide reaction with O(³P). *J. Phys. Chem. A* **2012**, *116*, 3521-3526, doi:10.1021/2120884.
- Hauff, K.; Fischer, R. G.; Ballschmiter, K. Determination of C₁ - C₅ alkyl nitrates in rain, snow, white frost, lake, and tap water by a combined codistillation head-space gas chromatography technique. Determination of Henry's law constants by head-space gc. *Chemosphere* **1998**, *37*, 2599-2615.

- Haugen, H. K.; Weitz, E.; Leone, S. R. Accurate quantum yields by laser gain vs absorption spectroscopy: Investigation of Br/Br* channels in photofragmentation of Br₂ and IBr. *J. Chem. Phys.* **1985**, *83*, 3402-3412.
- Hayase, S.; Yabushita, A.; Kawasaki, M.; Enami, S.; Hoffmann, M. R.; Colussi, A. J. Heterogeneous reaction of gaseous ozone with aqueous iodide in the presence of aqueous organic species. *J. Phys. Chem. A* **2010**, *114*, 6016-6021, doi:10.1021/jp101985f.
- Hayduk, W.; Asatani, H.; Lu, B. C. Y. Solubility of sulfur dioxide in aqueous sulfuric acid solutions. *J. Chem. Eng. Data* **1988**, *33*, 506-509.
- Hayman, G. D.; Cox, R. A. UV absorption spectrum and thermochemistry of Cl₂O₃ formed in the photolysis of OClO-containing mixtures at low temperatures. *Chem. Phys. Lett.* **1989**, *155*, 1-7.
- Hayman, G. D.; Davies, J. M.; Cox, R. A. Kinetics of the reaction ClO + ClO → products and its potential relevance to Antarctic ozone. *Geophys. Res. Lett.* **1986**, *13*, 1347-1350.
- Haynes, D. R.; Tro, N. J.; George, S. M. Condensation and evaporation of H₂O on ice surfaces. *J. Phys. Chem.* **1992**, *96*, 8502-8509.
- He, H.-Y.; Fang, W.-H. A CASSCF/MR-CI study toward the understanding of wavelength-dependent and geometrically memorized photodissociation of formic acid. *J. Am. Chem. Soc.* **2003**, *125*, 16139-16147, doi:10.1021/ja0363157.
- He, H.; Liu, J.; Mu, Y.; Yu, Y.; Chen, M. Heterogeneous oxidation of carbonyl sulfide on atmospheric particles and alumina. *Environ. Sci. Technol.* **2005**, *39*, 9637-9642, doi:10.1021/es048865q.
- Hearn, A. G. Absorption of ozone in ultra-violet and visible regions of spectrum. *Proc. Phys. Soc. London* **1961**, *78*, 932-940.
- Hearn, C. H.; Joens, J. A. The near U.V. absorption spectrum of CS₂ and SO₂ at 300 K. *J. Quant. Spectrosc. Radiat. Transfer* **1991**, *45*, 69-75.
- Heathfield, A. E.; Anastasi, C.; Pagsberg, P.; McCulloch, A. Atmospheric lifetimes of selected fluorinated ether compounds. *Atmos. Environ.* **1998**, *32*, 711-717.
- Heicklen, J. The photolysis of phosgene-ethylene mixtures. *J. Am. Chem. Soc.* **1965**, *87*, 445-453, doi:10.1021/ja01081a010.
- Heicklen, J.; Desai, J.; Bahta, A.; Harper, C.; Simonaitis, R. The temperature and wavelength dependence of the photo-oxidation of propionaldehyde. *J. Photochem.* **1986**, *34*, 117-135.
- Heicklen, J.; Kelly, N.; Partymiller, K. The photophysics and photochemistry of SO₂. *Rev. Chem. Intermediates* **1980**, *3*, 315-404.
- Heidner, R. F., III; Husain, D.; Wiesenfeld, J. R. Kinetic investigation of electronically excited oxygen atoms, O(2¹D₂), by time-resolved attenuation of atomic resonance radiation in the vacuum ultra-violet Part 2.- Collisional quenching by the atmospheric gases N₂, O₂, CO, CO₂, H₂O and O₃. *J. Chem. Soc. Faraday Trans. 2* **1973**, *69*, 927-938.
- Heidner, R. F., III; Husain, D. Electronically excited oxygen atoms, O(2¹D₂). A time-resolved study of the collisional quenching by the gases H₂, D₂, NO, N₂O, NO₂, CH₄, and C₃O₂ using atomic absorption spectroscopy in the vacuum ultraviolet. *Int. J. Chem. Kinet.* **1973**, *5*, 819-831.
- Heidner, R. F.; Bott, J. F.; Gardner, C. E.; Melzer, J. E. Absolute rate coefficients for F + H₂ and F + D₂ at T = 295 K. *J. Chem. Phys.* **1979**, *70*, 4509-4514.
- Heidner, R. F.; Bott, J. F.; Gardner, C. E.; Melzer, J. E. Absolute rate coefficients for F + H₂ and F + D₂ at T = 295-765 K. *J. Chem. Phys.* **1980**, *72*, 4815-4821.
- Helleis, F.; Crowley, J. N.; Moortgat, G. K. Temperature dependent CH₃OCl formation in the reaction of CH₃O₂ and ClO. *Geophys. Res. Lett.* **1994**, *21*, 1795-1798.
- Helleis, F.; Crowley, J. N.; Moortgat, G. K. Temperature-dependent rate constants and product branching ratios for the gas-phase reaction between CH₃O₂ and ClO. *J. Phys. Chem.* **1993**, *97*, 11464-11473.
- Helmer, M.; Plane, J. M. C. A study of the reaction NaO₂ + O → NaO + O₂: Implications for the chemistry of sodium in the upper atmosphere. *J. Geophys. Res.* **1993**, *98*, 23207-23222.
- Hemenway, C. P.; Lindeman, T. G.; Wiesenfeld, J. R. Measurement of the A ³Π_{1u} ← X ¹Σ_g⁺ continuum absorptivity in Br₂. *J. Chem. Phys.* **1979**, *70*, 3560-3561.
- Heneghan, S. P.; Benson, S. W. Kinetic study of the reactions of Cl and Br with H₂O₂. *Int. J. Chem. Kinet.* **1983**, *15*, 1311-1319.
- Heneghan, S. P.; Knoop, P. A.; Benson, S. W. The temperature coefficient of the rates in the system Cl + CH₄ ⇌ CH₃ + HCl, thermochemistry of the methyl radical. *Int. J. Chem. Kinet.* **1981**, *13*, 677-691.
- Henon, E.; Canneaux, S.; Bohr, F.; Dobe, S. Features of the potential energy surface for the reaction of OH radical with acetone. *Phys. Chem. Chem. Phys.* **2003**, *5*, 333-341, doi:10.1039/b210247c.
- Henry, D. J.; Parkinson, C. J.; Mayer, P. M.; Radom, L. Bond dissociation energies and radical stabilization energies associated with substituted methyl radicals. *J. Phys. Chem. A* **2001**, *105*, 6750-6756, doi:10.1021/jp010442c.

- Henson, B. F.; Wilson, K. R.; Robinson, J. M. A physical absorption model of the dependence of ClONO₂ heterogeneous reactions on relative humidity. *Geophys. Res. Lett.* **1996**, *23*, 1021-1024.
- Henson, B. F.; Wilson, K. R.; Robinson, J. M.; Noble, C. A.; Casson, J. L.; Worsnop, D. R. Experimental isotherms of HCl on H₂O ice under stratospheric conditions: Connections between bulk and interfacial thermodynamics. *J. Chem. Phys.* **2004**, *121*, 8486-8499, doi:10.1063/1.1803542.
- Hepler, L. G.; Olofsson, G. Mercury: Thermodynamic properties, chemical equilibria, and standard potentials *Chem. Rev.* **1975**, *75*, 585-602.
- Herman, J. R.; Mentall, J. E. O₂ absorption cross sections (187-225 nm) from stratospheric solar flux measurements. *J. Geophys. Res.* **1982**, *87*, 8967-8975.
- Hermann, M.; Nölle, A.; Heydtmann, H. Photolysis and quantum yield of carbonylchlorofluoride at 193 nm. *Chem. Phys. Lett.* **1994**, *226*, 559-562.
- Hermans, C.; Vandaele, A. C.; Fally, S. Fourier transform measurements of SO₂ absorption cross sections: I. Temperature dependence in the 24000-29000 cm⁻¹ (345-420 nm) region. *J. Quant. Spectrosc. Radiat. Transfer* **2009**, *110*, 756-765, doi:10.1016/j.jqsrt.2009.01.031.
- Hermans, I.; Muller, J. F.; Nguyen, T. L.; Jacobs, P. A.; Peeters, J. Kinetics of alpha-hydroxy-alkylperoxy radicals in oxidation processes. HO₂ initiated oxidation of ketones/aldehydes near the tropopause. *J. Phys. Chem. A* **2005**, *109*, 4303-4311, doi:10.1021/jp044080v.
- Hermans, I.; Nguyen, T. L.; Jacobs, P. A.; Peeters, J. Tropopause chemistry revisited: HO₂*-initiated oxidation as an efficient acetone sink. *J. Am. Chem. Soc.* **2004**, *126*, 9908-9909, doi:10.1021/ja0467317.
- Herndon, S. C.; Froyd, K. D.; Lovejoy, E. R.; Ravishankara, A. R. How rapidly does the SH radical react with N₂O? *J. Phys. Chem. A* **1999**, *103*, 6778-6785.
- Herndon, S. C.; Gierczak, T.; Talukdar, R. K.; Ravishankara, A. R. Kinetics of the reactions of OH with several alkyl halides. *Phys. Chem. Chem. Phys.* **2001**, *3*, 4529-4535, doi:10.1039/b105188c.
- Herndon, S. C.; Ravishankara, A. R. Kinetics of the reaction of SH and SD with NO₂. *J. Phys. Chem. A* **2006**, *110*, 106-113, doi:10.1021/jp053918r.
- Herndon, S. C.; Villalta, P. W.; Nelson, D. D.; Jayne, J. T.; Zahniser, M. S. Rate constant measurements for the reaction of HO₂ with O₃ from 200 to 300 K using a turbulent flow reactor. *J. Phys. Chem. A* **2001**, *105*, 1583-1591, doi:10.1021/jp002383t.
- Herron, J. T. Rate of the reaction NO + N. *J. Chem. Phys.* **1961**, *35*, 1138-1139.
- Herron, J. T.; Huie, R. E. Rate constants for the reactions of ozone with ethene and propene, from 235.0 to 362.0 K. *J. Phys. Chem.* **1974**, *78*, 2085-2088.
- Herron, J. T.; Penzhorn, R. D. Mass spectrometric study of the reactions of atomic oxygen with ethylene and formaldehyde. *J. Phys. Chem.* **1969**, *73*, 191-196, doi:10.1021/j100721a031.
- Herschbach, D. R.; Kolb, C. E.; Worsnop, D. R.; Shi, X. Excitation mechanism of the mesospheric sodium nightglow. *Nature* **1992**, *356*, 414-416.
- Herzberg, G. *Molecular Spectra and Molecular Structure. Vol.1: Spectra of Diatomic Molecules*; Van Nostrand Reinhold, 1950.
- Herzberg, G.; Innes, K. K. Ultraviolet absorption spectra of HCN and DCN .1. The alpha-X and beta-X systems. *Can. J. Phys.* **1957**, *35*, 842-879.
- Hess, W. P.; Tully, F. P. Catalytic conversion of alcohols to alkenes by OH. *Chem. Phys. Lett.* **1988**, *152*, 183-189.
- Hess, W. P.; Tully, F. P. Hydrogen-atom abstraction from methanol by OH. *J. Phys. Chem.* **1989**, *93*, 1944-1947, doi:10.1021/j100342a049.
- Hewitt, A. D.; Brahan, K. M.; Boone, G. D.; Hewitt, S. A. Kinetics and mechanism of the Cl + CO reaction in air. *Int. J. Chem. Kinet.* **1996**, *28*, 763-771.
- Hicks, E.; Leroy, B.; Rigaud, P.; Joudain, J.-L.; Le Bras, G. Near ultraviolet and visible absorption spectra of minor atmospheric components NO₂ and SO₂ between 200 and 300 K. *J. Chim. Phys.* **1979**, *76*, 693-698.
- Hickson, K. M.; Bergeat, A.; Costes, M. A low temperature study of the reactions of atomic chlorine with simple alkanes. *J. Phys. Chem. A* **2010**, *114*, 3038-3044, doi:10.1021/jp9061253.
- Hickson, K. M.; Keyser, L. F. A kinetic and product study of the Cl + HO₂ reaction. *J. Phys. Chem. A* **2005**, *109*, 6887-6900, doi:10.1021/jp051176w.
- Hickson, K. M.; Keyser, L. F. Kinetics of the Cl(²P₁) + C₂H₆ reaction between 177 and 353 K. *J. Phys. Chem. A* **2004**, *108*, 1150-1159, doi:10.1021/jp036458f.
- Hickson, K. M.; Keyser, L. F.; Sander, S. P. Temperature dependence of the HO₂+ClO reaction. 2. Reaction kinetics using the discharge-flow resonance-fluorescence technique. *J. Phys. Chem. A* **2007**, *111*, 8126-8138, doi:10.1021/jp0689464.
- Hildenbrand, D. L.; Lau, K. H.; Chandra, D. Revised thermochemistry of gaseous ammonium nitrate, NH₄NO₃(g). *J. Phys. Chem. A* **2010**, *114*, 11654-11655, doi:10.1021/jp105773q.
- Hill, J. O.; Worsley, I. G.; Helper, L. G. Calorimetric determination of the distribution coefficient and thermodynamic properties of bromine in water and carbon dioxide. *J. Phys. Chem.* **1968**, *72*, 3695-3697, doi:10.1021/j100856a066.

- Hills, A. J.; Cicerone, R. J.; Calvert, J. G.; Birks, J. W. Temperature dependence of the rate constant and product channels for the BrO + ClO reaction. *J. Phys. Chem.* **1988**, *92*, 1853-1858, doi:10.1021/j100318a032.
- Hills, A. J.; Howard, C. J. Rate coefficient temperature dependence and branching ratio for the OH + ClO reaction. *J. Chem. Phys.* **1984**, *81*, 4458-4465.
- Himmelmann, S.; Orphal, J.; Bovensmann, H.; Richter, A.; Ladstätter-Weissenmayer, A.; Burrows, J. P. First observation of the OIO molecule by time-resolved flash photolysis absorption spectroscopy. *Chem. Phys. Lett.* **1996**, *251*, 330-334.
- Hintze, P. E.; Aloisio, S.; Vaida, V. Electronic spectroscopy of organic acid dimers. *Chem. Phys. Lett.* **2001**, *343*, 159-165.
- Hintze, P. E.; Kjaergaard, H. G.; Vaida, V.; Burkholder, J. B. Vibrational and electronic spectroscopy of sulfuric acid vapor. *J. Phys. Chem. A* **2003**, *107*, 1112-1118, doi:10.1021/jp0263626.
- Hippler, H.; Luu, S. H.; Teitelbaum, H.; Troe, J. Flash photolysis study of the NO-catalyzed recombination of bromine atoms. *Int. J. Chem. Kinet.* **1978**, *10*, 155-169.
- Hippler, H.; Nasterlack, S.; Striebel, F. Reaction of OH + NO₂ + M: Kinetic evidence of isomer formation. *Phys. Chem. Chem. Phys.* **2002**, *4*, 2959-2964, doi:10.1039/b201932a.
- Hippler, H.; Rahn, R.; Troe, J. Shock wave study of the reaction HO₂ + HO₂ → H₂O₂ + O₂: Confirmation of a rate constant minimum near 700 K. *J. Chem. Phys.* **1990**, *93*, 1755-1760.
- Hippler, H.; Siefke, M.; Stark, H.; Troe, J. New studies of the unimolecular reaction NO₂ ⇌ O + NO. Part 1. High pressure range of the O + NO recombination between 200 and 400 K. *Phys. Chem. Chem. Phys.* **1999**, *1*, 57-61.
- Hippler, H.; Troe, J. Rate constants of the reaction HO + H₂O₂ → HO₂ + H₂O at T ≥ 1000 K. *Chem. Phys. Lett.* **1992**, *192*, 333-337.
- Hippler, H.; Troe, J.; Willner, J. Temperature and pressure dependence of ozone formation rates in the range 1-1000 bar and 90-370 K. *J. Chem. Phys.* **1990**, *93*, 6560-6569.
- Hirokawa, J.; Onaka, K.; Kajii, Y.; Akimoto, H. Heterogeneous processes involving sodium halide particles and ozone: Molecular bromine release in the marine boundary layer in the absence of nitrogen oxides. *Geophys. Res. Lett.* **1998**, *25*, 2449-2452.
- Hislop, J. R.; Wayne, R. P. Production of O₂(¹Σ_g⁺) in the H + O₂ system. *J. Chem. Soc. Faraday Trans. 2* **1977**, *73*, 506-516.
- Hitchcock, A. P.; Van der Wiel, M. J. Absolute oscillator strengths (5-63 eV) for photoabsorption and ionic fragmentation of SF₆. *J. Phys. B: At. Mol. Phys.* **1979**, *12*, 2153-2169.
- Hitchcock, A. P.; Williams, G. R. J.; Brion, C. E.; Langhoff, P. W. Experimental and theoretical studies of the valence-shell dipole excitation spectrum and absolute photoabsorption cross section of hydrogen fluoride. *Chem. Phys.* **1984**, *88*, 65-80.
- Hitchcock, V. C.; Brion, E.; van der Wiel, M. J. Absolute oscillator-strengths for valence-shell ionic photofragmentation of N₂O and CO₂ (8-75 eV). *Chem. Phys.* **1980**, *45*, 461-478.
- Hites, R. A.; Turner, A. M. Rate constants for the gas-phase β-myrcene + OH and isoprene + OH reactions as a function of temperature. *Int. J. Chem. Kinet.* **2009**, *41*, 407-413, doi:10.1002/kin.20413.
- Hitsuda, K.; Takahashi, K.; Matsumi, Y.; Wallington, T. J. Kinetics of the reactions of Cl(²P_{1/2}) and Cl(²P_{3/2}) atoms with C₂H₆, C₂D₆, CH₃F, C₂H₅F, and CH₃CF₃ at 298 K. *J. Phys. Chem. A* **2001**, *105*, 5131-5136, doi:10.1021/jp003222s.
- Hjorth, J.; Cappellani, F.; Nielsen, C. J.; Restelli, G. Determination of the NO₃ + NO₂ → NO + O₂ + NO₂ rate constant by infrared diode laser and Fourier transform spectroscopy. *J. Phys. Chem.* **1989**, *93*, 5458-5461, doi:10.1021/j100351a028.
- Hjorth, J.; Nothholt, J.; Restelli, G. A spectroscopy study of the equilibrium NO₂ + NO₃ + M ⇌ N₂O₅ + M and the kinetics of the O₃/N₂O₅/NO₃/NO₂/air system. *Int. J. Chem. Kinet.* **1992**, *24*, 51-65.
- Hjorth, J.; Ottobriani, G.; Cappellani, F.; Restelli, G. A Fourier transform infrared study of the rate constant of the homogeneous gas-phase reaction N₂O₅ + H₂O and determination of absolute infrared band intensities of N₂O₅ and HNO₃. *J. Phys. Chem.* **1987**, *91*, 1565-1568, doi:10.1021/j100290a055.
- Hjorth, J.; Ottobriani, G.; Restelli, G. Reaction between NO₃ and CH₂O in air: A determination of the rate constant at 295 ± 2 K. *J. Phys. Chem.* **1988**, *92*, 2669-2672, doi:10.1021/j100320a053.
- Hjorth, J.; Ottobriani, G.; Restelli, G. Reaction of the NO₃ radical with CO: Determination of an upper limit for the rate constant using FTIR spectroscopy. *Int. J. Chem. Kinet.* **1986**, *18*, 819-827.
- Ho, G. H. Absolute photabsorption cross section of CCl₄ in the energy range 6-250 eV. *Chem. Phys.* **1998**, *226*, 101-111.
- Hochanadel, C. J.; Ghormley, J. A.; Boyle, J. W.; Ogren, P. J. Absorption spectrum and rates of formation and decay of the CH₃O₂ radical. *J. Phys. Chem.* **1977**, *81*, 3-7, doi:10.1021/j100516a002.
- Hochanadel, C. J.; Ghormley, J. A.; Ogren, P. J. Absorption spectrum and reaction kinetics of the HO₂ radical in the gas phase. *J. Chem. Phys.* **1972**, *56*, 4426-4432, doi:10.1063/1.1677885.

- Hochanadel, C. J.; Sworski, T. J.; Ogren, P. J. Rate constants for the reactions of HO₂ with OH and with HO₂. *J. Phys. Chem.* **1980**, *84*, 3274-3277, doi:10.1021/j100461a029.
- Hocking, W. H. The other rotamer of formic acid, *cis*-HCOOH. *Z. Naturforsch.* **1976**, *31a*, 1113-1121.
- Hoff, J. T.; Mackay, D.; Gillham, R.; Shiu, W. Y. Partitioning of organic chemicals at the air-water interface in environmental systems. *Environ. Sci. Technol.* **1993**, *27*, 2174-2180.
- Hoffman, R. C.; Gebel, M. E.; Fox, B. S.; Finlayson-Pitts, B. J. Knudsen cell studies of the reactions of N₂O₅ and ClONO₂ with NaCl: Development and application of a model for estimating available surface areas and corrected uptake coefficients. *Phys. Chem. Chem. Phys.* **2003**, *5*, 1780-1789, doi:10.1039/b301126g.
- Hoffman, R. C.; Kaleuati, M.; Finlayson-Pitts, B. J. Knudsen cell studies of the reaction of gaseous HNO₃ with NaCl using less than a single layer of particles at 298 K: A modified mechanism. *J. Phys. Chem. A* **2003**, *107*, 7818-7826, doi:10.1021/jp030611o.
- Hofmann, D. J.; Oltmans, S. J. The effect of stratospheric water vapor on the heterogeneous reaction rate of ClONO₂ and H₂O for sulfuric acid aerosol. *Geophys. Res. Lett.* **1992**, *22*, 2211-2214.
- Hofzumahaus, A.; Brauers, T.; Aschmutat, U.; Brandenburger, U.; Dorn, H.-P.; Hausmann, M.; Hessling, M.; Holland, F.; Plass-Dülmer, C.; Sedlacek, M.; Weber, M.; Ehhalt, D. H. Reply. *Geophys. Res. Lett.* **1997**, *24*, 3039-3040.
- Hofzumahaus, A.; Stuhl, F. Rate constant of the reaction HO + CO in the presence of N₂ and O₂. *Ber. Bunsenges Phys. Chem.* **1984**, *88*, 557-561.
- Hohmann, J.; Müller, G.; Schönnenbeck, G.; Stuhl, F. Temperature-dependent quenching of O₂(b¹Σ_g⁺) by H₂, D₂, CO₂, HN₃, DN₃, HNC, and DNCO. *Chem. Phys. Lett.* **1994**, *217*, 577-581.
- Holdren, M. W.; Spicer, C. W.; Hales, J. M. Peroxyacetyl nitrate solubility and decomposition rate in acidic water. *Atmos. Environ.* **1984**, *18*, 1171-1173.
- Hollinden, G. A.; Kurylo, M. J.; Timmons, R. B. Electron spin resonance study of the kinetics of the reaction of O(³P) atoms with H₂S. *J. Phys. Chem.* **1970**, *74*, 988-991.
- Holloway, A.-L.; Treacy, J.; Sidebottom, H.; Mellouki, A.; Daële, V.; Le Bras, G.; Barnes, I. Rate coefficients for the reactions of OH radicals with the keto/enol tautomers of 2,4-pentanedione and 3-methyl-2,4-pentanedione, allyl alcohol and methyl vinyl ketone using the enols and methyl nitrite as photolytic sources of OH. *J. Photochem. Photobiol. A Chem.* **2005**, *176*, 183-190, doi:10.1016/j.photochem.2005.08.031.
- Holmes, H. H.; Daniels, F. The photolysis of nitrogen oxides: N₂O₅, N₂O₄ and NO₂. *J. Am. Chem. Soc.* **1934**, *56*, 630-637, doi:10.1021/ja01318a028.
- Holmes, J. L.; Lossing, F. P.; Terlouw, J. K. Heats of formation and homolytic bond dissociation energies in the keto-enol tautomers C₂H₄O, C₃H₆O. *J. Am. Chem. Soc.* **1986**, *108*, 1086-1087.
- Holmes, N. S.; Adams, J. W.; Crowley, J. N. Uptake and reaction of HOI and IONO₂ on frozen and dry NaCl/NaBr surfaces and H₂SO₄. *Phys. Chem. Chem. Phys.* **2001**, *3*, 1679-1687, doi:10.1039/b100247n.
- Hölscher, D.; Zellner, R. LIF study of the reactions of the IO radical with NO and NO₂ over an extended range of temperature and pressure. *Phys. Chem. Chem. Phys.* **2002**, *4*, 1839-1845, doi:10.1039/b110084j.
- Holt, R. B.; McLane, C. K.; Oldenberg, O. Ultraviolet absorption spectrum of hydrogen peroxide. *J. Chem. Phys.* **1948**, *16*, 225-229.
- Holzwarth, G.; Balmer, R. G.; Soni, L. The fate of chlorine and chloramines in cooling towers. *Water Research* **1984**, *18*, 1421-1427.
- Homann, K. H.; Krome, G.; Wagner, H. G. Carbon disulfide oxidation rate of elementary reactions .1. *Ber. Bunsenges. Phys. Chem.* **1968**, *72*, 998-1004.
- Hooshiyar, P. A.; Niki, H. Rate constants for the gas-phase reactions of Cl-atoms with C₂-C₈ alkanes at T = 296 ± 2 K. *Int. J. Chem. Kinet.* **1995**, *27*, 1197-1206.
- Horie, O.; Moortgat, G. K. Reactions of CH₃C(O)O₂ radicals with CH₃O₂ and HO₂ between 263 and 333 K. A product study. *J. Chem. Soc. Faraday Trans.* **1992**, *88*, 3305-3312.
- Horne, D. G.; Norrish, R. G. W. Rate of H-abstraction by OH from hydrocarbons. *Nature (London)* **1967**, *215*, 1373-1374.
- Horowitz, A.; Bauer, D.; Crowley, J. N.; Moortgat, G. K. Determination of product branching ratio of the ClO self-reaction at 298 K. *Geophys. Res. Lett.* **1993**, *20*, 1423-1426.
- Horowitz, A.; Calvert, J. G. Wavelength dependence of the primary processes in acetaldehyde photolysis. *J. Phys. Chem.* **1982**, *86*, 3105-3114, doi:10.1021/j100213a011.
- Horowitz, A.; Calvert, J. G. Wavelength dependence of the quantum efficiencies of the primary processes in formaldehyde photolysis at 25°C. *Int. J. Chem. Kinet.* **1978**, *10*, 805-819.
- Horowitz, A.; Crowley, J. N.; Moortgat, G. K. Temperature dependence of the product branching ratios of the ClO self-reaction in oxygen. *J. Phys. Chem.* **1994**, *98*, 11924-11930, doi:10.1021/j100097a019.
- Horowitz, A.; Kershner, C. J.; Calvert, J. G. Primary processes in the photolysis of acetaldehyde at 3000 Å and 25°C. *J. Phys. Chem.* **1982**, *86*, 3094-3104, doi:10.1021/j100213a010.
- Horowitz, A.; Meller, R.; Moortgat, G. K. The UV-VIS absorption cross sections of the α-dicarbonyl compounds: pyruvic acid, biacetyl and glyoxal. *J. Photochem. Photobiol. A: Chem.* **2001**, *146*, 19-27.

- Horowitz, A.; Su, F.; Calvert, J. G. Unusual H₂-forming chain reaction in the 3130-Å photolysis of formaldehyde-oxygen mixtures at 25°C. *Int. J. Chem. Kinet.* **1978**, *10*, 1099-1117.
- Hossenlopp, J. M.; Hershberger, J. F.; Flynn, G. W. Kinetics and product vibrational energy disposal dynamics in the reaction of chlorine atoms with D₂S. *J. Phys. Chem.* **1990**, *94*, 1346-1351, doi:10.1021/j100367a029.
- Houel, N.; van den Bergh, H. BrNO—thermodynamic properties, the ultraviolet/vis spectrum, and the kinetics of its formation. *Int. J. Chem. Kinet.* **1977**, *9*, 867-874.
- Howard, C. J. Kinetics of the reaction of HO₂ with NO₂. *J. Chem. Phys.* **1977**, *67*, 5258-5263.
- Howard, C. J. Rate constants for the gas-phase reactions of OH radicals with ethylene and halogenated ethylene compounds. *J. Chem. Phys.* **1976**, *65*, 4771-4777.
- Howard, C. J. Temperature dependence of the reaction HO₂ + NO → OH + NO₂. *J. Chem. Phys.* **1979**, *71*, 2352-2359.
- Howard, C. J.; Evenson, K. M. Kinetics of the reaction of HO₂ with NO. *Geophys. Res. Lett.* **1977**, *4*, 437-440.
- Howard, C. J.; Evenson, K. M. Laser magnetic resonance study of the gas phase reactions of OH with CO, NO, and NO₂. *J. Chem. Phys.* **1974**, *61*, 1943-1952.
- Howard, C. J.; Evenson, K. M. Rate constants for the reactions of OH with ethane and some halogen substituted ethanes at 296 K. *J. Chem. Phys.* **1976**, *64*, 4303-4306.
- Howard, C. J.; Evenson, K. M. Rate constants for the reactions of OH with CH₄ and fluorine, chlorine, and bromine substituted methanes at 296 K. *J. Chem. Phys.* **1976**, *64*, 197-202.
- Howard, C. J.; Finlayson-Pitts, B. J. Yields of HO₂ in the reaction of hydrogen atoms with ozone. *J. Chem. Phys.* **1980**, *72*, 3842-3843, doi:10.1063/1.439601.
- Howard, M. J.; Smith, I. W. M. Direct rate measurements on the reactions N + OH → NO + H and O + OH → O₂ + H from 250 to 515 K. *J. Chem. Soc. Faraday Trans. 2* **1981**, *77*, 997-1008.
- Hoxha, A.; Locht, R.; Leyh, B.; Dehareng, D.; Hottmann, K.; Jochims, H. W.; Baumgärtel, H. The photoabsorption and constant ionic state spectroscopy of vinylbromide. *Chem. Phys.* **2000**, *260*, 237-247.
- Hoy, E. P.; Schwerdtfeger, C. A.; Mazziotti, D. A. Relative energies and geometries of the *cis*- and *trans*-HO₃ radicals from the parametric 2-electron density matrix method. *J. Phys. Chem A* **2013**, *117*, 1817-1825, doi:10.1021/jp3105562.
- Hoyermann, K.; Wagner, H. G.; Wolfrum, J. O + C₂H₂ → CO + CH₂ reaction. *Z. Phys. Chem.* **1969**, *63*, 193-196.
- Hoyermann, K.; Wagner, H. G.; Wolfrum, J. Untersuchung der reaktionen von C₂H₂ mit H- und O-atomen mittels elektronen-spin-resonanz. *Z. Phys. Chem.* **1967**, *55*, 72-78.
- Hsin, H. Y.; Elrod, M. J. Overall rate constant measurements of the reaction of hydroxy- and chloroalkylperoxy radicals derived from methacrolein and methyl vinyl ketone with nitric oxide. *J. Phys. Chem. A* **2007**, *111*, 613-619, doi:10.1021/jp0665574.
- Hsu, C.-C.; Mebel, A. M.; Lin, M. C. *Ab initio* molecular orbital study of the HCO + O₂ reaction: Direct versus indirect abstraction channels. *J. Chem. Phys.* **1996**, *105*, 2346-2352.
- Hsu, D. S. Y.; Shaub, W. M.; Burks, T. L.; Lin, M. C. Dynamics of reactions of O(³P) atoms with CS, CS₂ and OCS. *Chem. Phys.* **1979**, *44*, 143-150.
- Hsu, K. J.; Anderson, S. M.; Durant, J. L.; Kaufman, F. Rate constants for H + O₂ + M from 298 to 639 K for M = He, N₂, and H₂O. *J. Phys. Chem.* **1989**, *93*, 1018-1021, doi:10.1021/j100340a003.
- Hsu, K. J.; DeMore, W. B. Rate constants and temperature dependences for the reactions of hydroxyl radical with several halogenated methanes, ethanes, and propanes by relative rate measurements. *J. Phys. Chem.* **1995**, *99*, 1235-1244.
- Hsu, K. J.; DeMore, W. B. Rate constants for the reactions of OH with CH₃Cl, CH₂Cl₂, CHCl₃, and CH₃Br. *Geophys. Res. Lett.* **1994**, *21*, 805-808.
- Hsu, K. J.; DeMore, W. B. Temperature-dependent rate constants and substituent effects for the reactions of hydroxyl radicals with three partially fluorinated ethers. *J. Phys. Chem.* **1995**, *99*, 11141-11930.
- Hsu, K. J.; Durant, J. L.; Kaufman, F. Rate constants for H + O₂ + M at 298 K for M = He, N₂, and H₂O. *J. Phys. Chem.* **1987**, *91*, 1895-1899, doi:10.1021/j100291a043.
- Hsu, Y.-C.; Chen, D.-S.; Lee, Y.-P. Rate constant for the reaction of OH radicals with dimethyl sulfide. *Int. J. Chem. Kinet.* **1987**, *19*, 1073-1082.
- Hu, J. H.; Abbatt, J. P. D. Reaction probabilities for N₂O₅ hydrolysis on sulfuric acid and ammonium sulfate aerosols at room temperature. *J. Phys. Chem. A* **1997**, *101*, 871-878.
- Hu, J. H.; Shi, Q.; Davidovits, P.; Worsnop, D. R.; Zahniser, M. S.; Kolb, C. E. Reactive uptake of Cl₂(g) and Br₂(g) by aqueous surfaces as a function of Br⁻ and I⁻ ion concentration: The effect of chemical reaction at the interface. *J. Phys. Chem.* **1995**, *99*, 8768-8776, doi:10.1021/j100021a050.
- Hu, J. H.; Shorter, J. A.; Davidovits, P.; Worsnop, D. R.; Zahniser, M. S.; Kolb, C. E. Uptake of gas-phase halogenated acetic acid molecules by water surfaces. *J. Phys. Chem.* **1993**, *97*, 11037-11042.
- Huang, D.; Chen, Z. Reinvestigation of the Henry's law constant for hydrogen peroxide with temperature and acidity variation. *J. Environ. Sci.* **2010**, *22*, 570-574, doi:10.1016/S1001-0742(09)60147-9.

- Huang, H.; Eskola, A. J.; Taatjes, C. A. Pressure-dependent I- atom yield in the reaction of CH₂I with O₂ shows a remarkable apparent third-body efficiency for O₂. *J. Phys. Chem. Lett.* **2012**, *3*, 3399-3403, doi:10.1021/jz301585c.
- Huang, H.; Rotavera, B.; Eskola, A. J.; Taatjes, C. A. Correction to "Pressure-dependent I atom yield in the reaction of CH₂I with O₂ shows a remarkable apparent third-body efficiency for O₂". *J. Phys. Chem. Lett.* **2013**, *4*, 3824-3824, doi:10.1021/jz402266q.
- Huang, M.-J.; Watts, J. D. Theoretical characterization of the F₂O₃ molecule by coupled-cluster methods. *J. Phys. Chem. A* **2010**, *114*, 10197-10201, doi:10.1021/jp101106n.
- Huang, W.-T.; Chen, A. F.; Chen, I.-C.; Tsai, C.-H.; Lin, J. J.-M. Photodissociation dynamics of ClOCl at 248.4 and 308.4 nm. *Phys. Chem. Chem. Phys.* **2011**, 8195-8203, doi:10.1039/c0cp02453h.
- Huang, Y.-w.; Dransfield, T. J.; Anderson, J. G. Experimental evidence for the pressure dependence of the reaction rate constant between acetic acid and hydroxyl radicals. *J. Phys. Chem. A* **2010**, *114*, 11538-11544, doi:10.1021/jp106446q.
- Huang, Y.-w.; Dransfield, T. J.; Miller, J. D.; Rojas, R. D.; Castillo, X. G.; Anderson, J. G. Experimental study of the kinetics of the reaction of acetic acid with hydroxyl radicals from 255 to 355 K. *J. Phys. Chem. A* **2009**, *113*, 423-430, doi:10.1021/jp808627w.
- Huber, K. P.; Herzberg, G. *Constants of Diatomic Molecules*; National Institute of Standards and Technology, 1998.
- Hubinger, S.; Nee, J. B. Absorption spectra of Cl₂, Br₂ and BrCl between 190 and 600 nm. *J. Photochem. Photobiol. A: Chem.* **1995**, *86*, 1-7.
- Hubinger, S.; Nee, J. B. Photoabsorption spectrum for OClO between 125 and 470 nm. *Chem. Phys.* **1994**, *181*, 247-257.
- Hubrich, C.; Stuhl, F. The ultraviolet absorption of some halogenated methanes and ethanes of atmospheric interest. *J. Photochem.* **1980**, *12*, 93-107.
- Hubrich, C.; Zetzsch, C.; Stuhl, F. Absorption spectra of halogenated methanes in wavelength region from 275 to 160 nm at temperatures of 298 and 208 K. *Ber. Bunsenges. Phys. Chem.* **1977**, *81*, 437-442.
- Huder, K. J.; DeMore, W. B. Absorption cross sections of the ClO dimer. *J. Phys. Chem.* **1995**, *99*, 3905-3908.
- Huder, K.; DeMore, W. B. Rate constant for the reaction of OH with CH₃CCl₂F (HCFC-141b) determined by relative rate measurements with CH₄ and CH₃CCl₃. *Geophys. Res. Lett.* **1993**, *20*, 1575-1577.
- Hudgens, J. W.; Johnson, R. D.; Timonen, R. S.; Seetula, J. A.; Gutman, D. Kinetics of the reactions of CCl₃ + Br₂ and thermochemistry of CCl₃ radical and cation. *J. Phys. Chem.* **1991**, *95*, 4400-4405, doi:10.1021/j100164a043.
- Hudson, P. K.; Foster, K. L.; Tolbert, M. A.; George, S. M.; Carlo, S. R.; Grassian, V. H. HBr uptake on ice: Uptake coefficient, H₂O/HBr hydrate formation, and H₂O desorption kinetics. *J. Phys. Chem. A* **2001**, *105*, 694-702, doi:10.1021/jp002700w.
- Hudson, P. K.; Shilling, J. E.; Tolbert, M. A.; Toon, O. B. Uptake of nitric acid on ice at tropospheric temperatures: Implications for cirrus clouds. *J. Phys. Chem. A* **2002**, *106*, 9874-9882, doi:10.1021/jp020508j.
- Hudson, R. D. Absorption cross sections of stratospheric molecules. *Can. J. Phys.* **1974**, *52*, 1465-1478.
- Hudson, R. D. Critical review of ultraviolet photoabsorption cross sections for molecules of astrophysical and aeronomic interest. *Rev. Geophys. Space Phys.* **1971**, *9*, 305-399.
- Hudson, R. D.; Carter, V. L.; Stein, J. A. An investigation of the effect of temperature on the Schumann-Runge absorption continuum of oxygen, 1580-1950 Å. *J. Geophys. Res.* **1966**, *71*, 2295-2298.
- Hudson, R. D.; Kieffer, L. J. Absorption Cross Sections of Stratospheric Molecules. In *The Natural Stratosphere of 1974*; CIAP, **1975**; Vol. Monograph 1; pp (5-156)-(155-194).
- Hudson, R. D.; Mahle, S. H. Photodissociation rates of molecular oxygen in the mesosphere and lower thermosphere. *J. Geophys. Res.* **1972**, *77*, 2902-2914.
- Huebert, B. J.; Martin, R. M. Gas-phase far-ultraviolet absorption spectrum of hydrogen bromide and hydrogen iodide. *J. Phys. Chem.* **1968**, *72*, 3046-3048, doi:10.1021/j100854a071.
- Huebner, R. H.; Bushnell, D. L., Jr.; Celotta, R. J.; Mielczarek, S. R.; Kuyatt, C. E. Ultraviolet photoabsorption by halocarbons 11 and 12 from electron impact measurements. *Nature* **1975**, *257*, 376-378.
- Huestis, D. L.; Copeland, R. A.; Knutsen, K.; Slinger, T. G.; Jogma, R. T.; Boogaarts, M. G. H.; Meijer, G. Branch intensities and oscillator strengths for the Herzberg absorption systems in oxygen. *Can. J. Phys.* **1994**, 1109-1121.
- Huey, L. G.; Dunlea, E. J.; Howard, C. J. Gas-phase acidity of CF₃OH. *J. Phys. Chem.* **1996**, *100*, 6504-6508.
- Huff, A. K.; Abbatt, J. P. D. Gas-phase Br₂ production in heterogeneous reactions of Cl₂, HOCl, and BrCl with halide-ice surfaces. *J. Phys. Chem. A* **2000**, *104*, 7284-7293, doi:10.1021/jp001155w.
- Huff, A. K.; Abbatt, J. P. D. Kinetics and product yields in the heterogeneous reactions of HOBr with ice surfaces containing NaBr and NaCl. *J. Phys. Chem. A* **2002**, *106*, 5279-5287, doi:10.1021/jp014296m.
- Huffman, R. E. Absorption cross-sections of atmospheric gases for use in aeronomy. *Can. J. Chem.* **1969**, *47*, 1823-1834.

- Huffman, R. E.; Tanaka, Y.; Larrabee, H. E. Nitrogen and oxygen absorption cross sections in the vacuum ultra-violet. *Discuss. Faraday Soc.* **1964**, *37*, 159-166.
- Huie, R. E.; Clifton, C. L.; Neta, P. Electron transfer reaction rates and equilibria of the carbonate and sulfate radical anions. *Radiation Phys. Chem.* **1991**, *38*, 477-481.
- Huie, R. E.; Herron, J. T. The rate constant for the reaction $O_3 + NO_2 \rightarrow O_2 + NO_3$ over the temperature range 259-362 °K. *Chem. Phys. Lett.* **1974**, *27*, 411-414.
- Huie, R. E.; Herron, J. T.; Davis, D. D. Absolute rate constants for the reaction $O + O_2 + M \rightarrow O_3 + M$ over the temperature range 200-346°K. *J. Phys. Chem.* **1972**, *76*, 2653-2658.
- Huisman, A. J.; Krieger, U. K.; Zuend, A.; Marcolli, C.; Peter, T. Vapor pressures of substituted polycarboxylic acids are much lower than previously reported. *Atmos. Chem. Phys.* **2013**, *13*, 6647-6662, doi:10.5194/acp-13-6647-2013.
- Hume, K. L.; Bayes, K. D.; Sander, S. P. The equilibrium constant for the reaction $ClO + ClO \leftrightarrow ClOOC$ Between 250 and 206 K. *J. Phys. Chem. A* **2015**, *119*, 4473-4481, doi:10.1021/jp510100n.
- Hunnicutt, S. S.; Waits, L. D.; Guest, J. A. Energetic constraints in the 218 nm photolysis of acetic acid. *J. Phys. Chem.* **1989**, *93*, 5188-5195, doi:10.1021/j100350a033.
- Hunt, S. W.; Roesolová, M.; Wang, W.; Wingen, L. M.; Knipping, E. M.; Tobias, D. J.; Dabdub, D.; Finlayson-Pitts, B. J. Formation of molecular bromine from the reaction of ozone with deliquesced NaBr aerosol: Evidence for interface chemistry. *J. Phys. Chem. A* **2004**, *108*, 11559-11572, doi:10.1021/jp0467346.
- Hunter-Smith, R. J.; Balls, P. W.; Liss, P. S. Henry's law constants and the air-sea exchange of various low molecular weight halocarbon gases. *Tellus* **1983**, *35B*, 170-176.
- Huntzicker, J. J.; Cary, R. A.; Ling, C.-S. Neutralization of sulfuric acid aerosols by ammonia. *Environ. Sci. Technol.* **1980**, *14*, 819-824.
- Hunziker, H. E.; Kneppe, H.; Wendt, H. R. Photochemical modulation spectroscopy of oxygen atom reactions with olefins. *J. Photochem.* **1981**, *17*, 377-387.
- Hurley, M. D.; Ball, J. C.; Wallington, T. J. Atmospheric chemistry of the Z and E isomers of $CF_3CF=CHF$; Kinetics, mechanisms, and products of gas-phase reactions with Cl atoms, OH radicals, and O_3 . *J. Phys. Chem. A* **2007**, *111*, 9789-9795, doi:10.1021/jp0753530.
- Hurley, M. D.; Wallington, T. J.; Sulbaek Andersen, M. P.; Ellis, D. A.; Martin, J. W.; Mabury, S. A. Atmospheric chemistry of fluorinated alcohols: Reaction with Cl atoms and OH radicals and atmospheric lifetimes. *J. Phys. Chem. A* **2004**, *108*, 1973, doi:10.1021/jp0373088.
- Husain, D.; Marshall, P. Kinetic study of the absolute rate constant for the reaction between $Na + N_2O$ in the temperature range 349-917 K by time-resolved atomic resonance absorption spectroscopy at $\lambda = 589$ nm ($Na(3^2P_j) - Na(3^2S_{1/2})$) following pulsed irradiation. *Combust. and Flame* **1985**, *60*, 81-87.
- Husain, D.; Marshall, P.; Plane, J. M. C. Determination of the absolute 2nd order rate constant for the reaction $Na + O_3 \rightarrow NaO + O_2$. *J. Chem. Soc. Chem. Comm.* **1985**, 1216-1218.
- Husain, D.; Plane, J. M. C.; Slater, N. K. H. Kinetic investigation of the reactions of $OH(X^2\Pi)$ with the hydrogen halides, HCl, DCl, HBr and DBr by time-resolved resonance fluorescence ($A^2\Sigma^+ - X^2\Pi$). *J. Chem. Soc. Faraday Trans. 2* **1981**, *77*, 1949-1962.
- Husain, D.; Plane, J. M. C.; Xiang, C. C. Kinetic studies of the reactions of $OH(X^2\Pi)$ with hydrogen chloride and deuterium chloride at elevated temperatures by time-resolved resonance fluorescence ($A^2\Sigma^+ - X^2\Pi$). *J. Chem. Soc. Faraday Trans. 2* **1984**, *80*, 713-728.
- Husain, D.; Slater, N. K. H. Kinetic study of ground state atomic nitrogen, $N(2^4S_{3/2})$, by time-resolved atomic resonance fluorescence. *J. Chem. Soc. Faraday Trans. II* **1980**, *76*, 606-619.
- Huthwelker, T.; Ammann, M.; Peter, T. The uptake of acidic gases on ice. *Chem. Rev.* **2006**, *106*, 1375-1444, doi:10.1021/cr020506v.
- Huthwelker, T.; Peter, T.; Juo, B. P.; Clegg, S. L.; Carshaw, K. S.; Brimblecombe, P. Solubility of HOCl in water and aqueous H_2SO_4 to stratospheric temperatures. *J. Atmos. Chem.* **1995**, *21*, 81-95.
- Hwang, H.; Dasgupta, P. K. Thermodynamics of the hydrogen peroxide-water system. *Environ. Sci. Technol.* **1985**, *19*, 255-258.
- Hynes, A. J.; Fernandez, M. A.; Cox, R. A. Uptake of HNO_3 on water-ice and coadsorption of HNO_3 and HCl in the temperature range 210-235 K. *J. Geophys. Res.* **2002**, *107*, 4797, doi:10.1029/2001JD001557.
- Hynes, A. J.; Kenyon, E. A.; Pounds, A. J.; Wine, P. H. Temperature dependent absorption cross sections for acetone and n-butanone - implications for atmospheric lifetimes. *Spectrochim. Acta* **1992**, *48A*, 1235-1242.
- Hynes, A. J.; Stickel, R. E.; Pounds, A. J.; Zhao, Z.; McKay, T.; Bradshaw, J. D.; Wine, P. H. *Dimethylsulfide: Oceans, Atmosphere, and Climate*, ed. by G. Restelli and G. Angletti, Kluwer Academic Publishers, Brussels; Science **1993**, 211-221.
- Hynes, A. J.; Stocker, R. B.; Pounds, A. J.; McKay, T.; Bradshaw, J. D.; Nicovich, J. M.; Wine, P. H. A mechanistic study of the reaction of OH with dimethyl- d_6 sulfide. Direct observation of adduct formation and the kinetics of the adduct reaction with O_2 . *J. Phys. Chem.* **1995**, *99*, 16967-16975, doi:10.1021/j100046a024.

- Hynes, A. J.; Wine, P. H. Kinetics and mechanism of the reaction of hydroxyl radicals with acetonitrile under atmospheric conditions. *J. Phys. Chem.* **1991**, *95*, 1232-1240.
- Hynes, A. J.; Wine, P. H. Kinetics of the OH + CH₃SH reaction under atmospheric conditions. *J. Phys. Chem.* **1987**, *91*, 3672-3676, doi:10.1021/j100297a042.
- Hynes, A. J.; Wine, P. H. The atmospheric chemistry of dimethylsulfoxide (DMSO) kinetics and mechanism of the OH + DMSO reaction. *J. Atmos. Chem.* **1996**, *24*, 23-37.
- Hynes, A. J.; Wine, P. H.; Nicovich, J. M. Kinetics and mechanism of the reaction of OH with CS₂ under atmospheric conditions. *J. Phys. Chem.* **1988**, *92*, 3846-3852, doi:10.1021/j100324a034.
- Hynes, A. J.; Wine, P. H.; Ravishankara, A. R. Kinetics of the OH + CO reaction under atmospheric conditions. *J. Geophys. Res.* **1986**, *91*, 11815-11820, doi:10.1029/JD091iD11p11815.
- Hynes, A. J.; Wine, P. H.; Semmes, D. H. Kinetics and mechanism of OH reactions with organic sulfides. *J. Phys. Chem.* **1986**, *90*, 4148-4156, doi:10.1021/j100408a062.
- Hynes, R. G.; Fernandez, M. A.; Cox, R. A. Uptake of HNO₃ on water-ice and coadsorption of HNO₃ and HCl in the temperature range 210-235 K. *J. Geophys. Res.* **2002**, *107*, doi:10.1029/2001JD001557,.
- Hynes, R. G.; Mossinger, J. C.; Cox, R. A. The interaction of HCl with water-ice at tropospheric temperatures. *Geophys. Res. Lett.* **2001**, *28*, 2827-2830.

I

[Back to Index](#)

- Iannuzzi, M. P.; Jeffries, J. B.; Kaufman, F. Product channels of the N₂(A³Σ_u⁺) + O₂ interaction. *Chem. Phys. Lett.* **1982**, *87*, 570-574.
- Iannuzzi, M. P.; Kaufman, F. Rate constants for the reaction of N₂(A³Σ_u⁺, v = 0, 1, and 2) with O₂. *J. Phys. Chem.* **1981**, *85*, 2163
- Ibuki, T. Vacuum ultraviolet absorption spectra and photodissociative excitation of CHBr₂Cl and CHBrCl₂. *J. Chem. Phys.* **1992**, *96*, 8793-8798.
- Ibuki, T.; Takahashi, N.; Hiraya, A.; Shobatake, K. CCl₂(¹B₁) radical formation in VUV photolyses of CCl₄ and CBrCl₃. *J. Chem. Phys.* **1986**, *85*, 5717-5722, doi:10.1063/1.451532.
- Ichimura, T.; Kirk, A. W.; Kramer, G.; Tschuikow-Roux, E. Photolysis of ethyl chloride (Freon 160) at 147 nm. *J. Photochem.* **1976/1977**, *6*, 77-90.
- Ichimura, T.; Kirk, A. W.; Tschuikow-Roux, E. Primary processes in the 147- and 123.6-nm photolyses of 1,1,1-trifluoro-2-chloroethane. *J. Phys. Chem.* **1977**, *81*, 1153-1156, doi:10.1021/j100527a006.
- Ide, T.; Nakayama, T.; Takahashi, K.; Matsumi, Y. Thermal decomposition rate of N₂O₅ measured by cavity ring-down spectroscopy. *Int. J. Chem. Kinetics* **2008**, *40*, 679-684, doi:10.1002/kin.20351.
- Igoshin, V. I.; Kulakov, L. V.; Nikitin, A. I. Determination of the rate constant of the chemical reaction F + H₂(D₂) → HF(DF) + H(D) from the stimulated emission of the HF(DF) molecules. *Sov. J. Quant. Electron.* **1974**, *3*, 306.
- Iida, Y.; Obi, K.; Imamura, T. Rate constant for the reaction of OH radicals with isoprene at 298 ± 2K. *Chem. Lett.* **2002**, *31*, 792-793.
- Il'in, S. D.; Selikhonovich, V. V.; Gershenson, Y. M.; Rozenshtein, V. B. Study of heterogeneous ozone loss on materials typical of atmospheric aerosol species. *Sov. J. Chem. Phys.* **1991**, *8*, 1858-1880.
- Illies, A. J.; Takacs, G. A. Gas phase ultra-violet photoabsorption cross-sections for nitrosyl chloride and nitryl chloride. *J. Photochem.* **1976**, *6*, 35-42.
- Imamura, T.; Akiyoshi, H. Uptake of acetone into sulfuric-acid solutions. *Geophys. Res. Lett.* **2000**, *27*, 1419-1422.
- Imamura, T.; Rudich, Y.; Talukdar, R. K.; Fox, R. W.; Ravishankara, A. R. Uptake of NO₃ onto water-solutions: Rate coefficient for reaction of NO₃ with cloud water constituents. *J. Phys. Chem.* **1997**, *101*, 2316-2322.
- Imamura, T.; Washida, N. Measurements of rate constants for HO₂ + NO and NH₂ + NO reactions by time-resolved photoionization mass spectrometry. *Laser Chem.* **1995**, *16*, 43-51.
- Imrik, K.; Farkas, E.; Vasvári, G.; Szilágyi, I.; Sarzyski, D.; Dóbbé, S.; Bérces, T.; Márta, F. Laser spectrometry and kinetics of selected elementary reactions of the acetyl radical. *Phys. Chem. Chem. Phys.* **2004**, *6*, 3958-3968, doi:10.1039/b404889j.
- Inel, Y. Absorption coefficient determination of nitrogen trifluoride at 147 nm. *J. Photochem. Photobiol. A: Chem.* **1993**, *70*, 1-3.
- Ingham, T.; Bauer, D.; Landgraf, J.; Crowley, J. N. Ultraviolet-visible absorption cross sections of gaseous HOBr. *J. Phys. Chem. A* **1998**, *102*, 3293-3298.
- Ingham, T.; Bauer, D.; Sander, R.; Crutzen, P. J.; Crowley, J. N. Kinetics and products of the reactions BrO + DMS and Br + DMS at 298 K. *J. Phys. Chem. A* **1999**, *103*, 7199-7209.
- Ingham, T.; Cameron, M.; Crowley, J. N. Photodissociation of IO (355 nm) and OIO (532 nm): Quantum yields for O(³P) and I(²P₁) production. *J. Phys. Chem. A* **2000**, *104*, 8001-8010, doi:10.1021/jp001166p.
- Ingham, T.; Sander, S. P.; Friedl, R. R. Kinetics and product studies of the reaction of Br, Cl, and NO with ClOCl using discharge-flow mass spectrometry. *Faraday Discuss.* **2005**, *130*, 89-110, doi:10.1039/b500179j.

- Inn, E. C. Y. Absorption coefficient of HCl in the region 1400 to 2200 Å. *J. Atmos. Sci.* **1975**, *32*, 2375-2377.
- Inn, E. C. Y. Absorption cross section of CF₄ at H Lyman α (121.57 nm). *J. Geophys. Res.* **1980**, *85*, 7493-7494.
- Inn, E. C. Y.; Tanaka, Y. Absorption coefficient of ozone in the ultraviolet and visible regions. *J. Opt. Soc. Am.* **1953**, *43*, 870-873.
- Inn, E. C. Y.; Tanaka, Y. *Adv. Chem. Ser.* **1958**, *21*, 263-268.
- Inn, E. C. Y.; Tanaka, Y. Ozone absorption coefficients in the visible and ultraviolet regions. *Adv. Chem. Ser.* **1959**, *21*, 263-268.
- Inoue, G.; Akimoto, H. Laser-induced fluorescence of the C₂H₃O radical. *J. Chem. Phys.* **1981**, *74*, 425-433.
- Ip, H. S. S.; Huang, X. H. H.; Yu, J. Z. Effective Henry's law constants of glyoxal, glyoxylic acid, and glycolic acid. *Geophys. Res. Lett.* **2009**, *36*, L01802, doi:10.1029/2008GL036212.
- Iraci, L. T.; Baker, B. M.; Tyndall, G. S.; Orlando, J. J. Measurements of the Henry's law coefficients of 2-methyl-3-buten-2-ol, methacrolein, and methylvinyl ketone. *J. Atmos. Chem.* **1999**, *33*, 321-330.
- Iraci, L. T.; Essin, A. M.; Golden, D. M. Solubility of methanol in low-temperature aqueous sulfuric acid and implications for atmospheric particle composition. *J. Phys. Chem. A* **2002**, *106*, 4054-4060, doi:10.1021/jp012332b.
- Iraci, L. T.; Michelsen, R. R.; Ashbourn, S. F. M.; Rammer, T. A.; Golden, D. M. Uptake of hypobromous acid (HOBr) by aqueous sulfuric acid solutions: low-temperature solubility and reaction. *Atmos. Chem. Phys.* **2005**, *5*, 1577-1587.
- Iraci, L. T.; Middlebrook, A. M.; Wilson, M. A.; Tolbert, M. A. Growth of nitric acid hydrates on thin sulfuric acid films. *Geophys. Res. Lett.* **1994**, *21*, 867-870.
- Iraci, L. T.; Riffel, B. G.; Robinson, C. B.; Michelsen, R. R.; Stephenson, R. M. The acid catalyzed nitration of methanol: formation of methyl nitrate via aerosol chemistry. *J. Atmos. Chem.* **2007**, *58*, 253-266, doi:10.1007/s10874-007-9091-9.
- Iraci, L. T.; Tolbert, M. A. Heterogeneous interaction of formaldehyde with cold sulfuric acid: Implications for the upper troposphere and lower stratosphere. *J. Geophys. Res.* **1997**, *102*, 16099-16107.
- Irikura, K. K. Thermochemistry of ammonium nitrate, NH₄NO₃, in the gas phase. *J. Phys. Chem. A* **2010**, *114*, 11651-11653, doi:10.1021/jp105770d.
- Ishikawa, Y.; Sugawara, K.; Sato, S. *Abstracts of Papers*; ACS/CSJ Chemical Congress, 1979; Vol. 1. IUPAC *J. Phys. Chem. Ref. Data* **1992**, *21*, 1125-1568.
- IUPAC: Atmospheric Chemical Kinetic Data Evaluation. Atkinson, R.; Baulch, D. L.; Cox, R. A.; Crowley, J. N.; Hampson, J., R. F.; Hynes, R. G.; Jenkin, M. E.; Kerr, J. A.; Rossi, M. J.; Troe, J., **2004**, <http://www.iupac-kinetic.ch.cam.ac.uk>.
- Ivanov, A. V.; Gershenson, Y. M.; Gratpanche, F.; Devolder, P.; Savarysyn, J.-P. Heterogeneous loss of OH on NaCl and NH₄NO₃ at tropospheric temperatures. *Ann. Geophys.* **1996**, *14*, 659-664.
- Iwata, R.; Ferrieri, R. A.; Wolf, A. P. Rate constant determination of the reaction of metastable N(²D,²P) with NO₂ using moderated nuclear recoil atoms. *J. Phys. Chem.* **1986**, *90*, 6722-6726, doi:10.1021/j100283a027.
- Iyer, R. S.; Rogers, P. J.; Rowland, F. S. Thermal rate constant for addition of chlorine atoms to ethylene. *J. Phys. Chem.* **1983**, *87*, 3799-3801, doi:10.1021/j100243a001.
- Iyer, R. S.; Rowland, F. S. A significant upper limit for the rate of formation of OCS from the reaction of OH with CS₂. *Geophys. Res. Lett.* **1980**, *7*, 797-800.
- Izod, T. P. J.; Wayne, R. P. The formation, reaction and deactivation of O₂(¹Σ_g⁺). *Proc. Roy. Soc. A* **1968**, *308*, 81-94.

J

[Back to Index](#)

- Jacobs, J.; Kronberg, M.; Müller, H. S. P.; Willner, H. An experimental study on the photochemistry and vibrational spectroscopy of three isomers of Cl₂O₂ isolated in cryogenic matrices. *J. Am. Chem. Soc.* **1994**, *116*, 1106-1114, doi:10.1021/ja00082a038.
- Jacox, M. E. *Vibrational and Electronic Energy Levels of Polyatomic Transient Molecules*; National Institute of Standards and Technology, **1998**.
- Jaegle, L.; Webster, C. R.; May, R. D.; Scott, D. C.; Stimpfle, R. M.; Kohn, D. W.; Wennberg, P. O.; Hansico, T. F.; Cohen, R. C.; Proffitt, M. H.; Kelly, K. K.; Elkins, J.; Baumgardner, D.; Dye, J. E.; Wilson, J. C.; Pueschel, R. F.; Chan, K. R.; Salawitch, R. J.; Tuck, A. F.; Hovde, S. J.; Yung, Y. L. Evolution and stoichiometry of heterogeneous processing in the Antarctic stratosphere. *J. Geophys. Res.* **1997**, *102*, 13235-13253.
- Jaffe, S.; Klein, F. S. Photolysis of NO₂ in the presence of SO₂ at 3660Å. *Trans. Faraday Soc.* **1966**, *62*, 2150-2157.
- Jaffe, S.; Mainquist, W. K. Bromine photosensitized decomposition of ozone. *J. Phys. Chem.* **1980**, *84*, 3277-3280.
- Jäger, M.; Heydtmann, H.; Zetzsch, C. Vacuum ultraviolet spectrum and quantum yield of the 193 nm photolysis of phosgene. *Chem. Phys. Lett.* **1996**, *263*, 817-821.

- Jakubczyk, D.; Zientara, M.; Kolwas, K.; Kolwas, M. Temperature dependence of evaporation coefficient for water measured in droplets in nitrogen under atmospheric pressure. *J. Atmos. Sci.* **2007**, *64*, 996-1004, doi:10.1175/JAS3860.1.
- James, G. S.; Glass, G. P. Some aspects of acetylene oxidation. *J. Chem. Phys.* **1970**, *50*, 2268-2269.
- JANAF *Thermochemical Tables*, Third ed.; National Bureau of Standards, **1985**.
- Janoschek, R.; Rossi, M. J. Thermochemical properties from G3MP2B3 calculations, set 2: Free radicals with special consideration of CH₂=CH-C^{*}=CH₂, cyclo-C₃H₅, ^{*}CH₂OOH, HO-CO, and HC(O)O^{*}. *Int. J. Chem. Kinet.* **2004**, *36*, 661-686, doi:10.1002/kin.20035.
- Janoschek, R.; Rossi, M. J. Thermochemical properties of free radicals from G3MP2B3 calculations. *Int. J. Chem. Kinet.* **2002**, *34*, 550-560, doi:10.1002/kin.20035.
- Jans, U.; Hoigne, J. Atmospheric water: transformation of ozone into OH-radical by sensitized photoreactions or black carbon. *Atmos. Environ.* **2000**, *34*, 1069-1085.
- Jansen, M.; Schatte, G.; Tobias, K. M.; Willner, H. Properties of dichlorine hexoxide in the gas phase and in low-temperature matrices. *Inorg. Chem.* **1988**, *27*, 1703-1706.
- Japar, S. M.; Wu, C. H.; Niki, H. Effect of molecular oxygen on the gas phase kinetics of the ozonolysis of olefins. *J. Phys. Chem.* **1976**, *80*, 2057-2062.
- Japar, S. M.; Wu, C. H.; Niki, H. Rate constants for the reaction of ozone with olefins in the gas phase. *J. Phys. Chem.* **1974**, *78*, 2318-2320.
- Jaramillo, V. I.; Gougeon, S.; Le Picard, S.; Canosa, A.; Smith, M.; Rowe, B. A consensus view of the temperature dependence of the gas phase reaction: OH + HBr → H₂O + Br. *Int. J. Chem. Kinet.* **2002**, *34*, 339-344, doi:10.1002/kin.10056.
- Jayanty, R. K. M.; Simonaitis, R.; Heicklen, J. Reaction of NH₂ with NO and O₂. *J. Phys. Chem.* **1976**, *80*, 433-437.
- Jayanty, R. K. M.; Simonaitis, R.; Heicklen, J. The reaction of O(¹D) with CCl₂O, CFCIO and CF₂O. *J. Photochem.* **1976**, *5*, 217-224.
- Jayne, J. T.; Davidovits, P.; Worsnop, D. R.; Zahniser, M. S.; Kolb, C. E. Uptake of SO₂(g) by aqueous surfaces as a function of pH: The effect of chemical reaction at the interface. *J. Phys. Chem.* **1990**, *94*, 6041-6048.
- Jayne, J. T.; Duan, S. X.; Davidovits, P.; Worsnop, D. R.; Zahniser, M. S.; Kolb, C. E. Uptake of gas-phase alcohol and organic acid molecules by water surfaces. *J. Phys. Chem.* **1991**, *95*, 6329-6336, doi:10.1021/j100169a047.
- Jayne, J. T.; Duan, S. X.; Davidovits, P.; Worsnop, D. R.; Zahniser, M. S.; Kolb, C. E. Uptake of gas-phase aldehydes by water surfaces. *J. Phys. Chem.* **1992**, *96*, 5452-5460.
- Jayne, J. T.; Poschl, U.; Chen, Y.; Dai, D.; Molina, L. T.; Worsnop, D. R.; Kolb, C. E.; Molina, M. J. Pressure and temperature dependence of the gas-phase reaction of SO₃ with H₂O and the heterogeneous reaction of SO₃ with H₂O/H₂SO₄ surfaces. *J. Phys. Chem. A* **1997**, *101*, 10000-10011.
- Jayne, J. T.; Worsnop, D. R.; Kolb, C. E.; Swartz, E.; Davidovits, P. Uptake of gas-phase formaldehyde by aqueous acid surfaces. *J. Phys. Chem.* **1996**, *100*, 8015-8022, doi:10.1021/jp953196b.
- Jedlovsky, P.; Hantal, G.; Neurohr, K.; Picaud, S.; Hoang, P. N. M.; von Hessberg, P.; Crowley, J. N. Adsorption isotherm of formic acid on the surface of ice, as seen from experiments and grand canonical Monte Carlo simulation. *J. Phys. Chem. C* **2008**, *112*, 8976-8987, doi:10.1021/jp8012915.
- Jedlovsky, P.; Partay, L.; Hoang, P. N. M.; Picaud, S.; von Hessberg, P.; Crowley, J. N. Determination of the adsorption isotherm of methanol on the surface of ice. An experimental and grand canonical Monte Carlo simulation study. *J. Am. Chem. Soc.* **2006**, *128*, 15300-15309, doi:10.1021/ja065553+.
- Jee, Y.-J.; Jung, Y.-J.; Jung, K.-H. Photodissociation of Br₂ at 234 and 265 nm: Imaging studies of one and two photon excitation. *J. Chem. Phys.* **2001**, *115*, 9739-9746, doi:10.1063/1.1410977.
- Jee, Y.-J.; Park, M. S.; Kim, Y. S.; Jung, Y.-J.; Jung, K.-H. Photodissociation of bromine molecule near 265 nm. *Chem. Phys. Lett.* **1998**, *287*, 701-708.
- Jefferson, A.; Eisele, F. L.; Ziemann, P. J.; Weber, R. J.; Marti, J. J.; McMurry, P. H. Measurements of the H₂SO₄ mass accommodation coefficient onto polydisperse aerosol. *J. Geophys. Res.* **1997**, *102*, 19021-19028.
- Jefferson, A.; Nicovich, J. M.; Wine, P. H. Temperature-dependent kinetics studies of the reactions Br(²P_{3/2}) + CH₃SCH₃ ↔ CH₃SCH₂ + HBr. Heat of formation of the CH₃SCH₂ radical. *J. Phys. Chem.* **1994**, *98*, 7128-7135, doi:10.1021/j100080a006.
- Jemi-Alade, A. A.; Thrush, B. A. Reactions of HO₂ with NO and NO₂ studied by mid-infrared laser magnetic resonance. *J. Chem. Soc. Faraday Trans.* **1990**, *86*, 3355-3363.
- Jenkin, M. E.; Clemitshaw, K. C.; Cox, R. A. Kinetics of the reaction of OH with I₂. *J. Chem. Soc. Faraday Trans. 2* **1984**, *80*, 1633-1641, doi:10.1039/f29848001633.
- Jenkin, M. E.; Cox, R. A. Kinetics of reactions of CH₃O₂ and HOCH₂CH₂O₂ radicals produced by the photolysis of iodomethane and 2-iodoethanol. *J. Phys. Chem.* **1991**, *95*, 3229-3237, doi:10.1021/j100161a049.
- Jenkin, M. E.; Cox, R. A. Kinetics of the gas-phase reaction of OH with nitrous acid. *Chem. Phys. Lett.* **1987**, *137*, 548-552.

- Jenkin, M. E.; Cox, R. A. Kinetics study of the reactions $\text{IO} + \text{NO}_2 + \text{M} \rightarrow \text{IONO}_2 + \text{M}$, $\text{IO} + \text{IO} \rightarrow \text{products}$, and $\text{I} + \text{O}_3 \rightarrow \text{IO} + \text{O}_2$. *J. Phys. Chem.* **1985**, *89*, 192-199, doi:10.1021/j100247a040.
- Jenkin, M. E.; Cox, R. A.; Emrich, M.; Moortgat, G. K. Mechanisms of the Cl atom initiated oxidation of acetone and hydroxyacetone in air. *J. Chem. Soc. Faraday Trans.* **1993**, *89*, 2983-2991.
- Jenkin, M. E.; Cox, R. A.; Hayman, G. D. Kinetics of the reaction of IO radicals with HO₂ radicals at 298 K. *Chem. Phys. Lett.* **1991**, *177*, 272-278, doi:10.1016/0009-2614(91)85029-v.
- Jenkin, M. E.; Cox, R. A.; Hayman, G.; Whyte, L. J. Kinetic study of the reactions $\text{CH}_3\text{O}_2 + \text{CH}_3\text{O}_2$ and $\text{CH}_3\text{O}_2 + \text{HO}_2$ using molecular modulation spectroscopy. *J. Chem. Soc. Faraday Trans. 2* **1988**, *84*, 913-930.
- Jenkin, M. E.; Cox, R. A.; Mellouki, A.; Le Bras, G.; Poulet, G. Kinetics of the reaction of iodine atoms with HO₂ radicals. *J. Phys. Chem.* **1990**, *94*, 2927-2934, doi:10.1021/j100370a036.
- Jenkin, M. E.; Murrells, T. P.; Shalliker, S. J.; Hayman, G. D. Kinetics and product study of the self-reactions of allyl and allyl peroxy radicals at 296 K. *J. Chem. Soc. Faraday Trans.* **1993**, *89*, 433-446.
- Jenkins, J.; King, M. B. Vapour-liquid equilibria for the system bromine/water at low bromine concentrations. *Chem. Engin. Sci.* **1965**, *20*, 921-922.
- Jenouvrier, A.; Coquart, B.; Mérienne-Lafore, M. F. New measurements of the absorption cross-sections in the Herzberg continuum of molecular oxygen in the region between 205 and 240 nm. *Planet. Space Sci.* **1986**, *34*, 253-254.
- Jenouvrier, A.; Coquart, B.; Merienne, M. F. Long pathlength measurements of oxygen absorption cross sections in the wavelength region 205-240 nm. *J. Quant. Spectrosc. Radiat. Transfer* **1986**, *36*, 349-354.
- Jenouvrier, A.; Coquart, B.; Mérienne, M.-F. The NO₂ absorption spectrum. III: The 200-300 nm region at ambient temperature. *J. Atmos. Chem.* **1996**, *25*, 21-32.
- Jensen, F.; Oddershede, J. Structure and spectra of ClO dimers. *J. Phys. Chem.* **1990**, *94*, 2235-2237.
- Jensen, N. R.; Hanson, D. R.; Howard, C. J. Temperature dependence of the gas phase reactions of CF₃O with CH₄ and NO. *J. Phys. Chem.* **1994**, *98*, 8574-8579.
- Jensen, N. R.; Hjorth, J.; Lohse, C.; Skov, H.; Restelli, G. Products and mechanism of the reaction between NO₃ and dimethylsulphide in air. *Atmos. Environ.* **1991**, *24A*, 1897-1904.
- Jensen, N. R.; Hjorth, J.; Lohse, C.; Skov, H.; Restelli, G. Products and mechanisms of the gas phase reactions of NO₃ with CH₃SCH₃, CD₃SCD₃, CH₃SH and CH₃SSCH₃. *J. Atmos. Chem.* **1992**, *14*, 95-108.
- Jensen, N. R.; Hjorth, J.; Lohse, C.; Skov, H.; Restelli, G. Reactions of the nitrate radical with a series of reduced organic sulfur compounds in air. *Int. J. Chem. Kinet.* **1992**, *24*, 839-850, doi:10.1002/kin550241002.
- Jeong, K. M.; Hsu, K. J.; Jeffries, J. B.; Kaufman, F. Kinetics of the reactions of OH with C₂H₆, CH₃CCl₃, CH₂ClCHCl₂, CH₂ClCClF₂, and CH₂FCF₃. *J. Phys. Chem.* **1984**, *88*, 1222-1226, doi:10.1021/j150650a041.
- Jeong, K. M.; Kaufman, F. Kinetics of the reaction of hydroxyl radical with methane and with nine Cl- and F-substituted methanes. 1. Experimental results, comparisons, and applications. *J. Phys. Chem.* **1982**, *86*, 1808-1815, doi:10.1021/j100207a016.
- Jeong, K. M.; Kaufman, F. Rates of the reactions of 1, 1, 1-trichloroethane (methyl chloroform) and 1, 1, 2-trichloroethane with OH. *Geophys. Res. Lett.* **1979**, *6*, 757-759.
- Jeoung, S. C.; Choo, K. Y.; Benson, S. W. Very low pressure reactor chemiluminescence studies on N atom reactions with CHCl₃ and CCl₄. *J. Phys. Chem.* **1991**, *95*, 7282-7290.
- Jiang, L.; Xu, Y.-S.; Ding, A.-Z. Reaction of stabilized Criegee intermediates from ozonolysis of limonene with sulfur dioxide: Ab initio and DFT study. *J. Phys. Chem. A* **2010**, *114*, 12452-12461, doi:10.1021/jp107783z.
- Jiang, Z.; Taylor, P. H.; Dellinger, B. Laser photolysis/laser-induced fluorescence studies of the reaction of OH with 1,1,1-trichloroethane over an extended temperature range. *J. Phys. Chem.* **1992**, *96*, 8961-8964.
- Jiang, Z.; Taylor, P. H.; Dellinger, B. Laser photolysis/laser-induced fluorescence studies of the reaction of OH with 1,1,1,2- and 1,1,2,2- tetrachloroethane over an extended temperature range. *J. Phys. Chem.* **1993**, *97*, 5050-5053.
- Jimenez, E.; Gierczak, T.; Stark, H.; Burkholder, J. B.; Ravishankara, A. R. Quantum yields of OH, HO₂ and NO₃ in the UV photolysis of HO₂NO₂. *Phys. Chem. Chem. Phys.* **2005**, *7*, 342-348, doi:10.1039/b413429j.
- Jimenez, E.; Gilles, M. K.; Ravishankara, A. R. Kinetics of the reactions of hydroxyl radical with CH₃OH and C₂H₅OH between 235 and 360 K. *J. Photochem. Photobiol. A: Chem.* **2003**, *157*, 237-245, doi:10.1016/S1010-6030(03)00073-X.
- Jin, B.; Chen, I.-C.; Huang, W.-T.; Lien, C.-Y.; Guchhait, N.; Lin, J. J. Photodissociation cross section of ClOOCl at 330 nm. *J. Phys. Chem. A* **2010**, *114*, 4791-4797.
- Jin, R. H.; Chu, L. T. Uptake of NH₃ and NH₃ + HOBr reaction on ice surfaces at 190 K. *J. Phys. Chem. A* **2007**, *111*, 7833-7840, doi:10.1021/jp073233m.
- Joens, J. A. The dissociation energy of OH(X ²P_{3/2}) and the enthalpy of formation of OH(X ²P_{3/2}), ClOH, and BrOH from thermochemical cycles. *J. Phys. Chem. A* **2001**, *105*, 11041-11044, doi:10.1021/jp011833u.

- Johnson, B. J.; Betterton, E. A.; Craig, D. Henry's law coefficients of formic and acetic acids. *J. Atmos. Chem.* **1996**, *24*, 113-119.
- Johnson, D.; Marston, G. The gas-phase ozonolysis of unsaturated volatile organic compounds in the troposphere. *Chem. Soc. Rev.* **2008**, *37*, 699-716, doi:10.1039/b704260b.
- Johnson, M. S.; Billing, G. D.; Gruodis, A.; Janssen, M. H. M. Photolysis of nitrous oxide isotopomers studied by time-dependent hermite propagation. *J. Phys. Chem. A* **2001**, *105*, 8672-8680, doi:10.1021/jp011449x.
- Johnson, R. D.; Hudgens, J. W. Structural and thermochemical properties of hydroxymethyl (CH₂OH) radicals and cations derived from observations of B²A'(3p) ← X²A" electronic spectra and from ab initio calculations. *J. Phys. Chem.* **1996**, *100*, 19874-19890, doi:10.1021/jp961399+.
- Johnsson, K.; Engdahl, A.; Nelander, B. The UV and IR spectra of the ClClO molecule. *J. Phys. Chem.* **1995**, *99*, 3965-3968, doi:10.1021/j100012a016.
- Johnston, H. S.; Bertin, H. J., Jr. Absorption and emission spectra of nitrosyl fluoride. *J. Mol. Spectrosc.* **1959**, *3*, 683-696.
- Johnston, H. S.; Cantrell, C. A.; Calvert, J. G. Unimolecular decomposition of NO₃ to form NO and O₂ and a review of N₂O₅/NO₃ kinetics. *J. Geophys. Res.* **1986**, *91*, 5159-5172.
- Johnston, H. S.; Chang, S.; Whitten, G. Photolysis of nitric acid vapor. *J. Phys. Chem.* **1974**, *78*, 1-7.
- Johnston, H. S.; Davis, H. F.; Lee, Y. T. NO₃ photolysis product channels: Quantum yields from observed energy thresholds. *J. Phys. Chem.* **1996**, *100*, 4713-4723.
- Johnston, H. S.; Graham, R. Gas-phase ultraviolet absorption spectrum of nitric acid vapor. *J. Phys. Chem.* **1973**, *77*, 62-63.
- Johnston, H. S.; Graham, R. Photochemistry of NO_x and HNO_x compounds. *Can. J. Phys.* **1974**, *52*, 1415-1423.
- Johnston, H. S.; Morris, E. D., Jr.; Van den Bogaerde, J. Molecular modulation kinetic spectrometry. ClOO and ClO₂ radicals in the photolysis of chlorine in oxygen. *J. Am. Chem. Soc.* **1969**, *91*, 7712-7727.
- Johnston, H. S.; Paige, M.; Yao, F. Oxygen absorption cross sections in the Herzberg continuum and between 206 and 327 K. *J. Geophys. Res.* **1984**, *89*, 11661-11665.
- Johnston, H. S.; Selwyn, G. S. New cross sections for the absorption of near ultraviolet radiation by nitrous oxide (N₂O). *Geophys. Res. Lett.* **1975**, *2*, 549-551.
- Johnston, H. S.; Tao, Y.-S. Thermal decomposition of nitrogen pentoxide at high temperature. *J. Am. Chem. Soc.* **1951**, *73*, 2948-2949, doi:10.1021/ja01150a518.
- Jolly, G. S.; McKenney, D. J.; Singleton, D. L.; Paraskevopoulos, G.; Bossard, A. R. Rate constant and mechanism for the reaction of hydroxyl radical with formic acid. *J. Phys. Chem.* **1986**, *90*, 6557-6562, doi:10.1021/j100282a028.
- Jolly, G. S.; Singleton, D. L.; McKenney, D. J.; Paraskevopoulos, G. Laser photolysis of HNO₃ at 222 nm: Direct determination of the primary quantum yield of OH. *J. Chem. Phys.* **1986**, *84*, 6662-6667, doi:10.1063/1.450719.
- Jolly, G. S.; Singleton, D. L.; Paraskevopoulos, G. Direct determination of the quantum yield of OH in the laser photolysis of formic acid. *J. Phys. Chem.* **1987**, *91*, 3463-3465, doi:10.1021/j100297a001.
- Jonah, C. D.; Mulac, W. A.; Zeglinski, P. Rate constants for the reaction of OH + CO, OD + CO, and OH + methane as a function of temperature. *J. Phys. Chem.* **1984**, *88*, 4100-4104, doi:10.1021/j150662a049.
- Jones, B. M. R.; Burrows, J. P.; Cox, R. A.; Penkett, S. A. OCS formation in the reaction of OH with CS₂. *Chem. Phys. Lett.* **1982**, *88*, 372-376.
- Jones, E. L.; Wulf, O. R. The absorption coefficient of nitrogen pentoxide in the ultraviolet and the visible absorption spectrum of NO₃. *J. Chem. Phys.* **1937**, *5*, 873-877.
- Jones, I. T. N.; Bayes, K. Photolysis of nitrogen dioxide. *J. Chem. Phys.* **1973**, *59*, 4836-4844.
- Jorgensen, S.; Jensen, C.; Kjaergaard, H. G.; Anglada, J. M. The gas-phase reaction of methane sulfonic acid with the hydroxyl radical without and with water vapor. *Phys. Chem. Chem. Phys.* **2013**, *15*, 5140-5150, doi:10.1039/c3cp44034f.
- Jorgensen, S.; Kjaergaard, H. G. Effect of hydration on the hydrogen abstraction reaction by OH in DMS and its oxidation products. *J. Phys. Chem. A* **2010**, *114*, 4857-4863, doi:10.1021/jp910202n.
- Joseph, D. M.; Ashworth, S. H.; Plane, J. M. C. On the photochemistry of IONO₂: absorption cross section (240–370 nm) and photolysis product yields at 248 nm. *Phys. Chem. Chem. Phys.* **2007**, *9*, 5599-5607, doi:10.1039/b709465e.
- Joseph, D. M.; Ashworth, S. H.; Plane, J. M. C. The absorption cross-section and photochemistry of OIO. *J. Photochem. Photobiol. A: Chem.* **2005**, *176*, 68-77, doi:10.1016/j.jphotochem.2005.09.003.
- Jost, R.; Nygard, J.; Pasinski, A.; Delon, A. The photodissociation threshold of NO₂: Precise determination of its energy and density of states. *J. Chem. Phys.* **1996**, *105*, 1287-1290.
- Jost, W. Das gleichgewicht zwischen chlor, brom und bromchlorid (BrCl). *Z. Phys. Chem. A* **1931**, *153*, 143-152.
- Jourdain, J. L.; Le Bras, G.; Combourieu, J. EPR determination of absolute rate constants for the reactions of H and OH radicals with hydrogen bromide. *Chem. Phys. Lett.* **1981**, *78*, 483-487.

- Jourdain, J. L.; Le Bras, G.; Combourieu, J. Étude cinétique des réactions du 1,1,1 trifluoro 2 chloroéthane avec les atomes de chlore et d'oxygène. *J. Chim. Phys.* **1978**, *75*, 318-323.
- Jourdain, J. L.; Le Bras, G.; Combourieu, J. Kinetic study of some elementary reactions of sulfur compounds including reactions of S and SO with OH radicals. *Int. J. Chem. Kinet.* **1979**, *11*, 569-577.
- Jourdain, J. L.; Le Bras, G.; Poulet, G.; Combourieu, J.; Rigaud, P.; LeRoy, B. UV absorption spectrum of ClO(A $^2\Pi-X^2\Pi$) up to the (1,0) band. *Chem. Phys. Lett.* **1978**, *57*, 109-112.
- Jourdain, J. L.; Poulet, G.; Barassin, J.; Le Bras, G.; Combourieu, J. Mécanismes chimiques de la pollution atmosphérique par les composés halogénés: étude cinétique de réactions élémentaires possibles. *Pollut. Atmos.* **1977**, *75*, 256-259.
- Jubb, A. M.; Gierczak, T.; Baasandorj, M.; Waterland, R. L.; Burkholder, J. B. Methyl-perfluoroheptene-ethers ($\text{CH}_3\text{OC}_7\text{F}_{13}$): Measured OH radical reaction rate coefficients for several isomers and enantiomers and their atmospheric lifetimes and global warming potentials. *Environ. Sci. Technol.* **2014**, *48*, 4954-4962, doi:10.1021/es500888v.
- Jung, D.; Chen, C. J.; Bozzelli, J. W. Structures, rotation barrier, and thermodynamic properties ΔH_f° , S° , and $C_p(T)$ of chloromethyl hypochlorites CH_3OCl , CH_2ClOCl , and CCl_3OCl . *J. Phys. Chem. A* **2000**, *104*, 9581-9590, doi:10.1021/jp001469j.
- Jung, K.-W.; Ahmadi, T. S.; El-Sayed, M. A. Photofragment translational spectroscopy of ICl at 304 nm. *J. Phys. Chem. A* **1997**, *101*, 6562-6567.
- Jung, Y.-J.; Park, M. S.; Kim, Y. S.; Jung, K.-H.; Volpp, H.-R. Photodissociation of CBrCl_3 at 234 and 265 nm: Evidence of the curve crossing. *J. Chem. Phys.* **1999**, *111*, 4005-4012.
- Jungkamp, T. P. W.; Kirchner, U.; Schmidt, M.; Schindler, R. N. UV absorption cross-section data for the hypochlorites ROCl ($\text{R} = \text{H}, \text{CH}_3, \text{C}_2\text{H}_5, i\text{-C}_3\text{H}_7, \text{tert-C}_4\text{H}_9$). *J. Photochem. Photobiol. A: Chem.* **1995**, *99*, 1-6.
- Jungkamp, T. P.; Kukui, A.; Schindler, R. N. Determination of rate constants and product branching ratios for the reactions of CH_3O_2 and CH_3O with Cl atoms at room temperature. *Ber. Bunsenges. Phys. Chem.* **1995**, *99*, 1057-1066.
- Jungwirth, P.; Tobias, D. J. Ions at the air/water interface. *J. Phys. Chem. B* **2002**, *106*, 6361-6373, doi:10.1021/jp020242g.
- Jungwirth, P.; Tobias, D. Molecular structure of salt solutions: A new view of the interface with implications for heterogeneous atmospheric chemistry. *J. Phys. Chem. B* **2001**, *105*, 10468-10472, doi:10.1021/jp012750g.
- Junkermann, W.; Ibusuki, T. FTIR spectroscopic measurements of surface bond products of nitrogen oxides on aerosol surfaces—Implications for heterogeneous HNO_2 production. *Atmos. Environ.* **1992**, *26A*, 3099-3103.

K

[Back to Index](#)

- Kahan, T. F.; Washenfelder, R. A.; Vaida, V.; Brown, S. S. Cavity-enhanced measurements of hydrogen peroxide absorption cross sections from 353 to 410 nm. *J. Phys. Chem. A* **2012**, *116*, 5941-5947, doi:10.1021/jp2104616.
- Kaiser, E. W. Pressure dependence of the rate constants for the reactions $\text{CH}_3 + \text{O}_2$ and $\text{CH}_3 + \text{NO}$ from 3 to 10^4 Torr. *J. Phys. Chem.* **1993**, *97*, 11681-11688.
- Kaiser, E. W. Pressure dependence of the reaction $\text{Cl} + \text{C}_2\text{H}_2$ over the temperature range 230 to 370 K. *Int. J. Chem. Kinet.* **1992**, *24*, 179-189.
- Kaiser, E. W. Relative rate constants for reactions of HFC 152a, 143, 143a, 134a, and HCFC 124 with F or Cl atoms and for CF_2CH_3 , CF_2HCH_2 , and CF_3CFH radicals with F_2 , Cl_2 , and O_2 . *Int. J. Chem. Kinet.* **1993**, *25*, 667-680.
- Kaiser, E. W.; Japar, S. M. The kinetics of the gas phase reaction of nitrous acid with ozone. *Chem. Phys. Lett.* **1977**, *52*, 121-124.
- Kaiser, E. W.; Japar, S. M. The kinetics of the gas phase reaction of $\text{O}(^3\text{P})$ with N_2O_5 . *Chem. Phys. Lett.* **1978**, *54*, 265-268.
- Kaiser, E. W.; Lorkovic, I. M.; Wallington, T. J. Pressure dependence of the C_2H_4 yield from the reaction $\text{C}_2\text{H}_5 + \text{O}_2$. *J. Phys. Chem.* **1990**, *94*, 3352-3354.
- Kaiser, E. W.; Pala, I. R.; Wallington, T. J. Kinetics and mechanism of the reaction of methacrolein with chlorine atoms in 1-950 Torr of N_2 or N_2/O_2 diluent at 297 K. *J. Phys. Chem. A* **2010**, *114*, 6850-6860, doi:10.1021/jp103317c.
- Kaiser, E. W.; Rimai, L.; Schwab, E.; Lim, E. C. Application of time-resolved infrared spectroscopy to the determination of absolute rate constants for $\text{Cl} + \text{C}_2\text{H}_6$ and $\text{Cl} + \text{C}_2\text{H}_5\text{Cl}$. *J. Phys. Chem.* **1992**, *96*, 303-306.
- Kaiser, E. W.; Wallington, T. J. Comment on "Inverse kinetic isotope effect in the reaction of atomic chlorine with C_2H_4 and C_2D_4 ". *J. Phys. Chem. A* **1998**, *102*, 6054-6055.

- Kaiser, E. W.; Wallington, T. J. FTIR product study of the Cl-initiated oxidation of CH₃Cl: Evidence for HCl elimination from the chloromethoxy radical. *J. Phys. Chem.* **1994**, *98*, 5679-5685.
- Kaiser, E. W.; Wallington, T. J. Kinetics of the reactions of chlorine atoms with C₂H₄ (*k*₁) and C₂H₂ (*k*₂): A determination of Δ*H*_{f,298°} for C₂H₃. *J. Phys. Chem.* **1996**, *100*, 4111-4119, doi:10.1021/jp953178u.
- Kaiser, E. W.; Wallington, T. J.; Andino, J. M. Pressure dependence of the reaction C₂H₅ + O₂. *Chem. Phys. Lett.* **1990**, *168*, 309-313.
- Kaiser, E. W.; Wallington, T. J.; Hurley, M. D. Kinetic study of the reaction of chlorine atoms with CF₃I and the reactions of CF₃ radicals with O₂, Cl₂ and NO at 296 K. *Int. J. Chem. Kinet.* **1995**, *27*, 205-218.
- Kajimoto, O.; Cvetanovic, R. J. Formation of nitrous oxide in the reaction of O(¹D₂) atoms with nitrogen. *J. Chem. Phys.* **1976**, *64*, 1005-1015.
- Kakesu, M.; Bandow, H.; Takenaka, N.; Maeda, Y.; Washida, N. Kinetic measurements of methyl and ethyl nitrate reactions with OH radicals. *Int. J. Chem. Kinet.* **1997**, *29*, 933-941.
- Kalberer, M.; Ammann, M.; Arens, F.; Gaggeler, H. W.; Baltensperger, U. Heterogeneous formation of nitrous acid (HONO) on soot aerosol particles. *J. Geophys. Res.* **1999**, *104*, 13825-13832.
- Kalberer, M.; Ammann, M.; Gaggeler, H. W.; Baltensperger, U. Adsorption of NO₂ on carbon aerosol particles in the low ppb range. *Atmos. Environ.* **1999**, *33*, 2815-2822.
- Kalberer, M.; Tabor, K.; Ammann, M.; Parrat, Y.; Weingartner, E.; Piguet, D.; Rossler, E.; Jost, D. T.; Turler, A.; Gaggeler, H. W.; Baltensperger, U. Heterogeneous chemical processing of ¹³NO₂ by monodisperse carbon aerosols at very low concentrations. *J. Phys. Chem.* **1996**, *100*, 15487-15493, doi:10.1021/jp9606974.
- Kaledin, A. L.; Morokuma, K. An *ab initio* direct-trajectory study of the photodissociation of ClOCl. *J. Chem. Phys.* **2000**, *113*, 5750-5762.
- Kaltsoyannis, N.; Plane, J. M. C. Quantum chemical calculations on a selection of iodine-containing species (IO, OIO, INO₃, (IO)₂, I₂O₃, I₂O₄ and I₂O₅) of importance in the atmosphere. *Phys. Chem. Chem. Phys.* **2008**, *10*, 1723-1733, doi:10.1039/b715687c.
- Kambanis, K. G.; Lazarou, Y. G.; Papagiannakopoulos, P. J. Absolute rate constants for the reactions of Cl atoms with CH₃Br, CH₂Br₂, and CHBr₃. *J. Phys. Chem.* **1997**, *101*, 8496-8502, doi:10.1021/jp9719671.
- Kamens, R. M.; Gery, M. W.; Jeffries, H. E.; Jackson, M.; Cole, E. I. Ozone-isoprene reactions: Product formation and aerosol potential. *Int. J. Chem. Kinet.* **1982**, *14*, 955-975, doi:10.1002/kin.550140902.
- Kames, J.; Schurath, U. Alkyl nitrates and bifunctional nitrates of atmospheric interest: Henry's law constants and their temperature dependencies. *J. Atmos. Chem.* **1992**, *15*, 79-95.
- Kames, J.; Schurath, U. Henry's law and hydrolysis-rate constants for peroxyacyl nitrates (PANs) using a homogeneous gas-phase source. *J. Atmos. Chem.* **1995**, *21*, 151-164.
- Kames, J.; Schweighoefer, S.; Schurath, U. Henry's law constant and hydrolysis of peroxyacetylnitrate (PAN). *J. Atmos. Chem.* **1991**, *12*, 169-180.
- Kameta, K.; Kouchi, N.; Ukai, M.; Hatano, Y. Photoabsorption, photoionization, and neutral-dissociation cross sections of simple hydrocarbons in the vacuum ultraviolet range. *J. Electron Spectrosc. Related Phenom.* **2002**, *123*, 225-238.
- Kamm, S.; Mohler, O.; Naumann, K.-H.; Saathoff, H.; Schurath, U. The heterogeneous reaction of ozone with soot aerosol. *Atmos. Environ.* **1999**, *33*, 4651-4661.
- Kan, C. S.; Calvert, J. G.; Shaw, J. H. Oxidation of sulfur dioxide by methylperoxy radicals. *J. Phys. Chem.* **1981**, *85*, 1126-1132, doi:10.1021/j150609a011.
- Kan, C. S.; McQuigg, R. D.; Whitbeck, M. R.; Calvert, J. G. Kinetic flash spectroscopic study of the CH₃O₂-CH₃O₂ and CH₃O₂-SO₂ reactions. *Int. J. Chem. Kinet.* **1979**, *11*, 921-933.
- Kane, S. M.; Leu, M.-T. Uptake of methanol vapor in sulfuric acid solutions. *J. Phys. Chem. A* **2001**, *105*, 1411-1415, doi:10.1021/jp001707a.
- Kane, S. M.; Timonen, R. S.; Leu, M. T. Heterogeneous chemistry of acetone in sulfuric acid solutions: Implications for the upper troposphere. *J. Phys. Chem. A* **1999**, *103*, 9259-9265.
- Kang, W. K.; Jung, K. W.; Kim, D.-C.; Jung, K.-H. Photodissociation of alkyl iodides and CF₃I at 304 nm: Relative populations of I(²P_{1/2}) and I(²P_{3/2}) and dynamics of curve crossing. *J. Chem. Phys.* **1996**, *104*, 5815-5820.
- Kanik, I.; Beegle, L.; Noren, C.; Ahmed, S. M.; Link, R. Temperature-dependent photoabsorption cross section measurements of O₂ at the NI airglow and auroral emission lines. *Chem. Phys. Lett.* **1997**, *279*, 297-302.
- Kanno, N.; Tonokura, K.; Koshi, M. Equilibrium constant of the HO₂-H₂O complex formation and kinetics of HO₂ + HO₂-H₂O: Implications for tropospheric chemistry. *J. Geophys. Res.* **2006**, *111*, D20312, doi:10.1029/2005JD006805.
- Kanno, N.; Tonokura, K.; Tezaki, A.; Koshi, M. Water dependence of the HO₂ self reaction: Kinetics of the HO₂-H₂O complex. *J. Phys. Chem. A* **2005**, *109*, 3153-3158, doi:10.1021/jp044592+.
- Karge, H. G.; Dalla Lana, I. G. Infrared studies of SO₂ adsorption on a Claus catalyst by selective poisoning of sites. *J. Phys. Chem.* **1984**, *88*, 1538-1543, doi:10.1021/j150652a019.

- Karl, M.; Brauers, T.; Dorn, H.-P.; Holland, F.; Komenda, M.; Poppe, D.; Rohrer, F.; Rupp, L.; Schaub, A.; Wahner, A. Kinetic Study of the OH-isoprene and O₃-isoprene reaction in the atmosphere simulation chamber, SAPHIR. *Geophys. Res. Lett.* **2004**, *31*, L05117, doi:10.1029/2003GL019189.
- Karlsson, R.; Ljungstrom, E. Nitrogen dioxide and sea salt particles - A laboratory study. *J. Aerosol Sci.* **1995**, *26*, 39-50.
- Karton, A.; Parthiban, S.; Martin, J. M. L. Post-CCSD(T) ab initio thermochemistry of halogen oxides and related hydrides XO_x, XOOX, HOX, XO_n, and HXO_n (X = F, Cl), and evaluation of DFT methods for these systems. *J. Phys. Chem. A* **2009**, *113*, 4802-4816, doi:10.1021/jp8087435.
- Karunanandan, R.; Hölscher, D.; Dillon, T. J.; Horowitz, A.; Crowley, J. N.; Vereecken, L.; Peeters, J. Reaction of HO with glycolaldehyde, HOCH₂CHO: Rate coefficients (240-362 K) and mechanism. *J. Phys. Chem. A* **2007**, *111*, 897-908, doi:10.1021/jp0649504.
- Kasner, J. H.; Taylor, P. H.; Dellinger, B. Laser photolysis/laser induced fluorescence study of OH-C₂H₅Cl rate constants from 294 to 789 K. *J. Phys. Chem.* **1990**, *94*, 3250-3253, doi:10.1021/j100371a005.
- Kassi, S.; Macko, P.; Naumenko, O.; Campargue, A. The absorption spectrum of water near 750 nm by CW-CRDS: contribution to the search of water dimer absorption. *Phys. Chem. Chem. Phys.* **2005**, *7*, 2460-2467, doi:10.1039/b502172c.
- Katayama, D. H.; Huffman, R. E.; O'Bryan, C. L. Absorption and photoionization cross sections for H₂O and D₂O in the vacuum ultraviolet. *J. Chem. Phys.* **1973**, *59*, 4309-4319.
- Katrib, Y.; Deiber, G.; Schweitzer, F.; Mirabel, P.; George, C. Chemical transformation of bromine chloride at the air/water interface. *J. Aerosol Sci.* **2001**, *32*, 893-911.
- Katrib, Y.; Deiber, Y.; Mirabel, P.; Le Calve, S.; George, C.; Mellouki, A.; Le Bras, G. Atmospheric loss processes of dimethyl and diethyl carbonate. *J. Atmos. Chem.* **2002**, *43*, 151-174.
- Katrib, Y.; Mirabel, P.; Le Calve, S.; Weck, G.; Kochanski, E. Experimental uptake study of ethanol by water droplets and its theoretical modeling of cluster formation at the interface. *J. Phys. Chem. B* **2002**, *106*, 7237-7245, doi:10.1021/jp015558n.
- Kaufman, F.; Gerri, N. J.; Pascale, D. A. Halogen catalyzed decomposition of nitrous oxide. *J. Chem. Phys.* **1956**, *24*, 32-34.
- Kavita, K.; Das, P. K. Dynamics of I*(²P_{1/2}) production from fluorinated alkyl iodides at 266, 280, and ~305 nm. *J. Chem. Phys.* **2000**, *112*, 8426-8431.
- Kaye, J. A. Theoretical analysis of isotope effects on ozone formation in oxygen photochemistry. *J. Geophys. Res.* **1986**, *91*, 7865-7874.
- Kegley-Owen, C. S.; Gilles, M. K.; Burkholder, J. B.; Ravishankara, A. R. Rate coefficient measurement for the reaction OH + ClO → products. *J. Phys. Chem. A* **1999**, *103*, 5040-5048.
- Keiffer, M.; Pilling, M. J.; Smith, M. J. C. Pressure and temperature dependence of the reaction CH₃ + O₂ + M → CH₃O₂ + M over the range 334 ≤ T/K ≤ 582. *J. Phys. Chem.* **1987**, *91*, 6028-6034, doi:10.1021/j100307a042.
- Keller-Rudek, H.; Moortgat, G. K.; Sander, R.; Sörensen, R. The MPI-Mainz UV/Vis spectral atlas of gaseous molecules of atmospheric interest. *Earth Syst. Sci. Data* **2013**, *5*, 365-373, doi:10.5194/essd-5-365-2013.
- Kelley, C. M.; Tartar, H. V. On the system: bromine-water. *J. Am. Chem. Soc.* **1956**, *78*, 5752-5756, doi:10.1021/ja01603a010.
- Kelly, C. C.; Yu, W. H. S.; Wijnen, M. H. J. Competitive chlorination reactions with ICl. II. CH₄, C₂H₆, C₃H₈, and C₂H₅Cl. *Can. J. Chem.* **1970**, *48*, 603-606.
- Kelly, C.; Treacy, J.; Sidebottom, H. W.; Nielsen, O. J. Rate constants for the reaction of CF₃O radicals with hydrocarbons at 298 K. *Chem. Phys. Lett.* **1993**, *207*, 498-503.
- Kennedy, R. C.; Levy, J. B. Bistrifluoromethyl peroxide. II. Kinetics of the decomposition to carbonyl fluoride and trifluoromethyl hypofluorite. *J. Phys. Chem.* **1972**, *76*, 3480-3488.
- Kenner, R. D.; Plumb, I. C.; Ryan, K. R. Laboratory measurements of the loss of ClO on Pyrex, ice and NAT at 183 K. *Geophys. Res. Lett.* **1993**, *20*, 193-196.
- Kenner, R. D.; Rohrer, F.; Stuhl, F. OH(A) production in the 193-nm photolysis of HONO. *J. Phys. Chem.* **1986**, *90*, 2635-2639, doi:10.1021/j100403a015.
- Kenner, R. D.; Ryan, K. R.; Plumb, I. C. Kinetics of the reaction of CH₃O₂ with ClO at 293 K. *Geophys. Res. Lett.* **1993**, *20*, 1571-1574.
- Kerbrat, M.; Huthwelker, T.; Bartels-Rausch, T.; Gäggeler, H. W.; Ammann, M. Co-adsorption of acetic acid and nitrous acid on ice. *Phys. Chem. Chem. Phys.* **2010**, *12*, 7194-7202, doi:10.1039/b924782c.
- Kerbrat, M.; Huthwelker, T.; Gäggeler, H. W.; Ammann, M. Interaction of nitrous acid with polycrystalline ice: Adsorption on the surface and diffusion into the bulk. *J. Phys. Chem. C* **2010**, *114*, 2208-2219, doi:10.1021/jp909535c.
- Kerbrat, M.; Le Calve, S.; Mirabel, P. Uptake measurements of ethanol on ice surfaces and on supercooled aqueous solutions doped with nitric acid between 213 and 243 K. *J. Phys. Chem. A* **2007**, *111*, 925-931, doi:10.1021/jp0635011.

- Kerr, J. A.; Sheppard, D. W. Kinetics of the reactions of hydroxyl radicals with aldehydes studied under atmospheric conditions. *Environ. Sci. Technol.* **1981**, *15*, 960-963.
- Kerr, J. A.; Stocker, D. W. Kinetics of the reactions of hydroxyl radicals with alkyl nitrates and with some oxygen-containing organic compounds studied under simulated atmospheric conditions. *J. Atmos. Chem.* **1986**, *4*, 253-262.
- Kerr, J. A.; Timlin, D. M. A kinetic study of the thermal elimination of hydrogen fluoride from 1,2-dichloroethane. Determination of the bond dissociation energies $D(\text{CH}_2\text{F}-\text{CH}_2\text{F})$ and $D(\text{CH}_2\text{F}-\text{H})$. *Int. J. Chem. Kinet.* **1971**, *3*, 427-441.
- Keyser, L. F. Absolute rate and temperature dependence of the reaction between chlorine (^2P) atoms and methane. *J. Chem. Phys.* **1978**, *69*, 214-218.
- Keyser, L. F. Absolute rate constant and branching fractions for the $\text{H} + \text{HO}_2$ reaction from 245 to 300 K. *J. Phys. Chem.* **1986**, *90*, 2994-3003.
- Keyser, L. F. Absolute rate constant and temperature dependence of the reaction between hydrogen (^2S) atoms and ozone. *J. Phys. Chem.* **1979**, *83*, 645-648, doi:10.1021/j100469a001.
- Keyser, L. F. Absolute rate constant of the reaction between chlorine (^2P) atoms and hydrogen peroxide from 298 to 424 K. *J. Phys. Chem.* **1980**, *84*, 11-14, doi:10.1021/j100438a004.
- Keyser, L. F. Absolute rate constant of the reaction $\text{OH} + \text{H}_2\text{O}_2 \rightarrow \text{HO}_2 + \text{H}_2\text{O}$ from 245 to 423 K. *J. Phys. Chem.* **1980**, *84*, 1659-1663.
- Keyser, L. F. Absolute rate constant of the reaction $\text{OH} + \text{HO}_2 \rightarrow \text{H}_2\text{O} + \text{O}_2$. *J. Phys. Chem.* **1981**, *85*, 3667-3673.
- Keyser, L. F. High pressure flow kinetics: a study of the $\text{OH} + \text{HCl}$ reaction from 2 to 100 torr. *J. Phys. Chem.* **1984**, *88*, 4750-4758.
- Keyser, L. F. Kinetics of the reaction $\text{O} + \text{HO}_2 \rightarrow \text{OH} + \text{O}_2$ from 229 to 372 K. *J. Phys. Chem.* **1982**, *86*, 3439-3446.
- Keyser, L. F. Kinetics of the reaction $\text{OH} + \text{HO}_2 \rightarrow \text{H}_2\text{O} + \text{O}_2$ from 254 to 382 K. *J. Phys. Chem.* **1988**, *92*, 1193-1200.
- Keyser, L. F. Relative rate constants for the reactions of atomic oxygen with HO_2 and OH radicals. *J. Phys. Chem.* **1983**, *87*, 837-841.
- Keyser, L. F.; Choo, K. Y.; Leu, M. T. Yields of $\text{O}_2(\text{b}^1\Sigma_g^+)$ from reactions of HO_2 . *Int. J. Chem. Kinet.* **1985**, *17*, 1169-1185.
- Keyser, L. F.; Leu, M.-T. *Micros. Res. Technol.* **1993**, *25*, 434-438.
- Keyser, L. F.; Leu, M.-T. Surface areas and porosities of ices used to simulate stratospheric clouds. *J. Colloid Interface Sci.* **1993**, *155*, 137-145.
- Keyser, L. F.; Leu, M.-T.; Moore, S. B. Comment on porosities of ice films used to simulate stratospheric cloud surfaces. *J. Phys. Chem.* **1993**, *97*, 2800-2801.
- Keyser, L. F.; Moore, S. B.; Leu, M. T. Surface reaction and pore diffusion in flow tube reactors. *J. Phys. Chem.* **1991**, *95*, 5496-5502.
- Khalizov, A. F.; Viswanathan, B.; Larregaray, P.; Ariya, P. A. A theoretical study on the reactions of Hg with halogens: Atmospheric implications. *J. Phys. Chem. A* **2003**, *107*, 6360-6365, doi:10.1021/jp0350722.
- Khamaganov, V. G.; Bui, V. X.; Carl, S. A.; Peeters, J. Absolute rate coefficient of the $\text{OH} + \text{CH}_3\text{C}(\text{O})\text{OH}$ reaction at $T = 287\text{-}802$ K. The two faces of pre-reactive H-bonding. *J. Phys. Chem. A* **2006**, *110*, 12852-12859, doi:10.1021/jp0649221.
- Khamaganov, V. G.; Hites, R. A. Rate constants for the gas-phase reactions of ozone with isoprene, α - and β -pinene, and limonene as a function of temperature. *J. Phys. Chem. A* **2001**, *105*, 815-822, doi:10.1021/jp002730z.
- Khamaganov, V. G.; Karunanandan, R.; Horowitz, A.; Dillon, T. J.; Crowley, J. N. Photolysis of $\text{CH}_3\text{C}(\text{O})\text{CH}_3$ at 248 and 266 nm: pressure and temperature dependent overall quantum yields. *Phys. Chem. Chem. Phys.* **2009**, *11*, 6173-6181, doi:10.1039/b904130c.
- Khamaganov, V.; Karunanandan, R.; Rodriguez, A.; Crowley, J. N. Photolysis of $\text{CH}_3\text{C}(\text{O})\text{CH}_3$ (248 nm, 266 nm), $\text{CH}_3\text{C}(\text{O})\text{C}_2\text{H}_5$ (248 nm) and $\text{CH}_3\text{C}(\text{O})\text{Br}$ (248 nm): pressure dependent quantum yields of CH_3 formation. *Phys. Chem. Chem. Phys.* **2007**, *9*, 4098-4113, doi:10.1039/b701382e.
- Khan, I.; Brimblecombe, P.; Clegg, S. L. Solubilities of pyruvic acid and the lower (C_1 - C_6) carboxylic acids. Experimental determination of equilibrium vapour pressures above pure aqueous and salt solutions. *J. Atmos. Chem.* **1995**, *22*, 285-302.
- Kim, H.; Dooley, J. S.; Johnson, E. R.; North, S. W. Photodissociation of the BrO radical using velocity map ion imaging: Excited state dynamics and accurate $\text{D}^0_0(\text{BrO})$ evaluation. *J. Chem. Phys.* **2006**, *124*, 134304, doi:10.1063/1.2173265.
- Kim, J.; Ihee, H.; Lee, Y. S. Spin-orbit density functional and *ab initio* study of HgX_n ($X = \text{F}, \text{Cl}, \text{Br}, \text{and I}; n = 1, 2, \text{and } 4$). *J. Chem. Phys.* **2010**, *133*, 144309, doi:10.1063/1.3497189.
- Kim, P.; MacLean, D. I.; Valence, W. G. ESR spectroscopic studies of the kinetics of the $\text{F} + \text{NO} + \text{M}$ and $\text{F}_2 + \text{NO}$ reactions. *J. Phys. Chem.* **1980**, *84*, 1806-1810, doi:10.1021/j100451a013.
- Kim, Y. S.; Jung, Y.-J.; Jung, K.-H. Photodissociation of IBr near 267 nm by center-stripe analysis of two-dimensional image. *J. Chem. Phys.* **1997**, *107*, 3805-3812.

- Kim, Y. S.; Kang, W. K.; Jung, K.-H. State-selective photofragment imaging of iodine atoms via photodissociation of CF₃I at 277 nm. *J. Chem. Phys.* **1996**, *105*, 551-557.
- Kim, Y. S.; Kang, W. K.; Kim, D.-C.; Jung, K.-H. Photodissociation of *tert*-butyl iodide at 277 and 304 nm: Evidence for direct and indirect dissociation in A-band photolysis of alkyl iodide. *J. Phys. Chem. A* **1997**, *101*, 7576-7581.
- Kim, Y.-H.; Kim, K.-Y. Recent advances in thermal desorption-gas chromatography-mass spectrometry method to eliminate the matrix effect between air and water samples: Application to the accurate determination of Henry's law constant. *J. Chromatog. A* **2014**, *1342*, 78-85, doi:10.1016/j.chroma.2014.03.040.
- King, K. D.; Golden, D. M.; Benson, S. W. Kinetics of the gas-phase thermal bromination of acetone. Heat of formation and stabilization energy of the acetyl radical. *J. Am. Chem. Soc.* **1970**, *92*, 5541-5546.
- Kinnison, D. J.; Mengon, W.; Kerr, J. A. Rate coefficients for the room temperature reaction of Cl atoms with dimethyl sulfide and related alkyl sulfides. *J. Chem. Soc. Faraday Trans.* **1996**, *92*, 369-372.
- Kinugawa, T.; Enami, S.; Yabushita, A.; Kawasaki, M.; Hoffmann, M. R.; Colussi, A. J. Conversion of gaseous nitrogen dioxide to nitrate and nitrite on aqueous surfactants. *Phys. Chem. Chem. Phys.* **2011**, *13*, 5144-5149, doi:10.1039/c0cp01497d.
- Kircher, C. C.; Margitan, J. J.; Sander, S. P. Temperature and pressure dependence study of the reaction NO₂ + NO₃ + M → N₂O₅ + M. *J. Phys. Chem.* **1984**, *88*, 4370-4375.
- Kircher, C. C.; Sander, S. P. Kinetics and mechanism of HO₂ and DO₂ disproportionations. *J. Phys. Chem.* **1984**, *88*, 2082-2091, doi:10.1021/j150654a029.
- Kirchner, F.; Mayer-Figge, A.; Zabel, F.; Becker, K. H. Thermal stability of peroxy nitrates. *Int. J. Chem. Kinet.* **1999**, *31*, 127-144.
- Kirchner, K.; Helf, D.; Ott, P.; Vogt, S. The reaction of OH radicals with 1,1-di-, tri- and tetrachloroethylene. *Ber. Bunsenges. Phys. Chem.* **1990**, *94*, 77-83.
- Kirchner, U.; Benter, T.; Schindler, R. N. Experimental verification of gas phase bromine enrichment in reactions of HOBr with sea salt doped ice surfaces. *Phys. Chem. Chem. Phys.* **1997**, *101*, 975-977.
- Kirchner, U.; Scheer, V.; Vogt, R. FTIR spectroscopic investigation of the mechanism and kinetics of the heterogeneous reactions of NO₂ and HNO₃ with soot. *J. Phys. Chem. A* **2000**, *104*, 8908-8915, doi:10.1021/jp0005322.
- Kirmse, B.; Delon, A.; Jost, R. NO₂ absorption cross section and its temperature dependence. *J. Geophys. Res.* **1997**, *D103*, 16089-16098.
- Kirshenbaum, A. D.; Streng, A. G. Molar extinction coefficients of liquid O₃F₂, O₂F₂, and O₃ in the visible range. *J. Chem. Phys.* **1961**, *35*, 1440-1442.
- Kiselev, V. G.; Gritsan, N. P. Theoretical study of the nitroalkane thermolysis. 1. Computation of the formation enthalpy of the nitroalkanes, their isomers and radical products. *J. Phys. Chem. A* **2008**, *112*, 4458-4464, doi:10.1021/jp077391p.
- Kistiakowsky, G. B.; Volpi, G. G. Reactions of nitrogen atoms. I. Oxygen and oxides of nitrogen. *J. Chem. Phys.* **1957**, *27*, 1141-1149.
- Kistiakowsky, G. B.; Volpi, G. G. Reactions of nitrogen atoms. II. H₂, CO, NH₃, NO, and NO₂. *J. Chem. Phys.* **1958**, *28*, 665-668.
- Kita, D.; Stedman, D. H. Kinetic studies of reactions of hydrogen atoms with HCl, Cl₂ and NOCl, and chlorine atoms with H₂ and NOCl. *J. Chem. Soc. Faraday Trans. 2* **1982**, *78*, 1249-1259.
- Klais, O.; Anderson, P. C.; Kurylo, M. J. A reinvestigation of the temperature dependence of the rate constant for the reaction O + O₂ + M → O₃ + M (for M = O₂, N₂, and Ar) by the flash photolysis resonance fluorescence technique. *Int. J. Chem. Kinet.* **1980**, *12*, 469-490.
- Klais, O.; Anderson, P. C.; Laufer, A. H.; Kurylo, M. J. An upper limit for the rate constant of the bimolecular reaction CH₃ + O₂ → OH + H₂CO at 368 K. *Chem. Phys. Lett.* **1979**, *66*, 598-601.
- Klais, O.; Laufer, A. H.; Kurylo, M. J. Atmospheric quenching of vibrationally excited O₂(¹Δ). *J. Chem. Phys.* **1980**, *73*, 2696-2699.
- Klassen, J. K.; Lynton, J.; Golden, D. M.; Williams, L. R. Solubility of acetone in low-temperature (210-240 K) sulfuric acid solutions. *J. Geophys. Res.* **1999**, *104*, 26,355-326,361.
- Klawatsch-Carrasco, N.; Doussin, J. F.; Carlier, P. Absolute rate constants for the gas-phase ozonolysis of isoprene and methylbutenol. *Int. J. Chem. Kinet.* **2004**, *36*, 152-156, doi:10.1002/kin.10175.
- Kleffman, J.; Becker, K. H.; Broske, R.; Rothe, D.; Wiesen, P. Solubility of HBr in H₂SO₄/H₂O and HNO₃/H₂SO₄/H₂O solutions. *J. Phys. Chem. A* **2000**, *104*, 8489-8495, doi:10.1021/jp000815u.
- Kleffman, J.; Becker, K. H.; Lackhoff, M.; Wiesen, P. Heterogeneous conversion of NO₂ on carbonaceous surfaces. *Phys. Chem. Chem. Phys.* **1999**, *1*, 5443-5450.
- Kleffman, J.; Becker, K. H.; Wiesen, P. Heterogeneous NO₂ conversion processes on acid surfaces: Possible atmospheric implications. *Atmos. Environ.* **1998**, *32*, 3129-3137.

- Klein, T.; Barnes, I.; Becker, K. H.; Fink, E. H.; Zabel, F. Pressure dependence of the rate constants for the reactions of C₂H₄ and C₃H₈ with OH radicals at 295 K. *J. Phys. Chem.* **1984**, *88*, 5020-5025, doi:10.1021/j150665a046.
- Kleinböhl, A.; Khosravi, M.; J. Urban; Canty, T.; Salawitch, R. J.; G. C. Toon; Küllmann, H.; Notholt, J. Constraints for the photolysis rate and the equilibrium constant of ClO-dimer from airborne and balloon-borne measurements of chlorine compounds. *Geophys. Res. Atmos.* **2014**, *119*, 6916–6937, doi:10.1002/2013JD021433.
- Kleindienst, T. E.; Harris, G. W.; Pitts, J. N., Jr. Rates and temperature dependences of the reaction of OH with isoprene, its oxidation products, and selected terpenes. *Environ. Sci. Technol.* **1982**, *16*, 844-846, doi:10.1021/es00106a004.
- Kleineremanns, K.; Luntz, A. C. Laser-induced fluorescence of CH₂CHO produced in the crossed molecular beam reactions of O(³P) with olefins. *J. Phys. Chem.* **1981**, *85*, 1966-1968, doi:10.1021/j150614a003.
- Kleissas, K. M.; Nicovich, J. M.; Wine, P. H. Spectroscopy and kinetics of the gas phase addition complex of atomic chlorine with dimethyl sulfoxide. *J. Photochem. Photobiol. A: Chem.* **2007**, *187*, 1-9, doi:10.1016/j.jphotochem.2006.08.020.
- Klemm, R. B. Absolute rate parameters for the reactions of formaldehyde with O atoms and H atoms over the temperature range 250-500 K. *J. Chem. Phys.* **1979**, *71*, 1987-1993.
- Klemm, R. B.; Skolnik, E. G.; Michael, J. V. Absolute rate parameters for the reaction of O(³P) with H₂CO over the temperature range 250 to 750 K. *J. Chem. Phys.* **1980**, *72*, 1256-1264.
- Klemm, R. B.; Stief, L. J. Absolute rate parameters for the reaction of ground state atomic oxygen with carbonyl sulfide. *J. Chem. Phys.* **1974**, *61*, 4900-4906.
- Klemm, R. B.; Thorn, R. P.; Stief, L. J.; Buckley, T. J.; Johnson, R. D. Heat of formation of OBrO: Experimental photoionization study. *J. Phys. Chem. A* **2001**, *105*, 1638-1642, doi:10.1021/jp002397z.
- Kley, D. Ly(α) absorption cross-section of H₂O and O₂. *J. Atmos. Chem.* **1984**, *2*, 203-210.
- Klimovskii, A. O.; Bavin, A. V.; Tkalich, V. S.; Lisachenko, A. A. Interaction of ozone with γ-Al₂O₃ surface. *React. Kinet. Catal. Lett.* **1983**, *23*, 95-98.
- Klopffer, W.; Frank, R.; Kohl, E. G.; Haag, F. Quantitative erfassung der photochemischen transformationsprozesse in der troposphäre. *Chemiker-Zeitung* **1986**, *110*, 57-61.
- Knauth, H.-D.; Alberti, H.; Clausen, H. Equilibrium constant of the gas reaction Cl₂O + H₂O ⇌ 2HOCl and the ultraviolet spectrum of HOCl. *J. Phys. Chem.* **1979**, *83*, 1604-1612, doi:10.1021/j100475a010.
- Knauth, H.-D.; Schindler, R. N. On the photodecomposition of ClONO₂ in the middle ultraviolet. *Z. Naturforsch.* **1983**, *38a*, 893-895.
- Knickelbein, M. B.; Marsh, K. L.; Ulrich, O. E.; Busch, G. E. Energy transfer kinetics of singlet molecular oxygen: The deactivation channel for O₂(b ¹Σ_g⁺). *J. Chem. Phys.* **1987**, *87*, 2392-2393.
- Knight, G. P.; Beiderhase, T.; Helleis, F.; Moortgat, G. K.; Crowley, J. N. Reaction of HO₂ with ClO: Flow tube studies of kinetics and product formation between 215 and 298 K. *J. Phys. Chem. A* **2000**, *104*, 1674-1685, doi:10.1021/jp9924631.
- Knight, G. P.; Crowley, J. N. The reactions of IO with HO₂, NO and CH₃SCH₃: Flow tube studies of kinetics and product formation. *Phys. Chem. Chem. Phys.* **2001**, *3*, 393-401, doi:10.1039/b008447f.
- Knight, G.; Ravishankara, A. R.; Burkholder, J. B. Laboratory studies of OBrO. *J. Phys. Chem. A* **2000**, *104*, 11121-11125, doi:10.1021/jp002226u.
- Knight, G.; Ravishankara, A. R.; Burkholder, J. B. UV absorption cross sections of HO₂NO₂ between 343 and 273 K. *Phys. Chem. Chem. Phys.* **2002**, *4*, 1432-1437, doi:10.1039/b108904h.
- Knipping, E. M.; Lakin, M. J.; Foster, K. L.; Jungwirth, P.; Tobias, D. J.; Gerber, R. B.; Dabdub, D.; Finlayson-Pitts, B. J. Experiments and simulations of ion-enhanced interfacial chemistry on aqueous NaCl aerosols. *Science* **2000**, *288*, 301-306, doi:10.1126/science.288.5464.301.
- Knopf, D. A.; Cosman, L. M.; Mousavi, P.; Mokamati, S.; Bertram, A. K. A novel flow reactor for studying reactions on liquid surfaces coated by organic monolayers: Methods, validation, and initial results. *J. Phys. Chem. A* **2007**, *111*, 11021-11032, doi:10.1021/jp075724c.
- Knox, J. H. Application of gas phase partition chromatography to competitive chlorination reactions. *Chemistry and Industry* **1955**, 1631-1632.
- Knox, J. H. Competitive chlorinations Part 2.-Chloromethanes. *Trans. Faraday Soc.* **1962**, *58*, 275-283.
- Knox, J. H.; Nelson, R. L. Competitive chlorination reaction in the gas phase: Hydrogen and C₁-C₅ saturated hydrocarbons. *Trans. Far. Soc.* **1959**, *55*, 937-946.
- Knyazev, V. D.; Bencsura, A.; Slagle, I. R. Kinetics and thermochemistry of the reactions of CH₃CCl₂ and (CH₃)₂CCl radicals with molecular oxygen. *J. Phys. Chem. A* **1998**, *102*, 1760-1769.
- Knyazev, V. D.; Bencsura, A.; Slagle, I. R. Unimolecular decomposition of the FCO radical. *J. Phys. Chem. A* **1997**, *101*, 849-852.

- Knyazev, V. D.; Kalinovski, I. J.; Slagle, I. R. Kinetics of the $\text{CH}_2\text{CH}_2\text{Cl} \rightleftharpoons \text{C}_2\text{H}_4 + \text{Cl}$ reaction. *J. Phys. Chem. A* **1999**, *103*, 3216-3221.
- Knyazev, V. D.; Slagle, I. R. Thermochemistry of the R-O₂ bond in alkyl and chloroalkyl peroxy radicals. *J. Phys. Chem. A* **1998**, *102*, 1770-1778.
- Ko, M. K. W.; Newman, P. A.; Reimann, S.; Strahan, S. E.; Plumb, R. A.; Stolarski, R. S.; Burkholder, J. B.; Mellouki, W.; Engel, A.; Atlas, E. L.; Chipperfield, M.; Liang, Q. Lifetimes of Stratospheric Ozone-Depleting Substances, Their Replacements, and Related Species, SPARC Report No. 6, WCRP-15/2013, **2013**, <http://www.sparc-climate.org/publications/sparc-reports/sparc-report-no6/>.
- Ko, T.; Fontijn, A. High temperature photochemistry kinetics study of the reaction $\text{H} + \text{NO}_2 \rightarrow \text{OH} + \text{NO}$ from 286 to 760 K. *J. Phys. Chem.* **1991**, *95*, 3984-3987.
- Koch, L. C.; Marshall, P.; Ravishankara, A. R. An investigation of the reaction of CH_3S with CO . *J. Phys. Chem. A* **2004**, *108*, 5205-5212, doi:10.1021/jp049193t.
- Koch, S.; Moortgat, G. K. Photochemistry of methylglyoxal in the vapor phase. *J. Phys. Chem. A* **1998**, *102*, 9142-9153.
- Koch, S.; Moortgat, G. K. Rate and mechanism of the reaction $\text{Cl} + \text{CH}_3\text{COOH}$. *Chem. Phys. Lett.* **1990**, *173*, 531-536.
- Koch, T. G.; Rossi, M. J. Direct measurement of surface residence times: Nitryl chloride and chlorine nitrate on alkali halides at room temperature. *J. Phys. Chem. A* **1998**, *102*, 9193-9201.
- Koch, T. G.; vandenBergh, H.; Rossi, M. J. A molecular diffusion tube study of N_2O_5 and HONO_2 interacting with NaCl and KBr at ambient temperature. *Phys. Chem. Chem. Phys.* **1999**, *1*, 2687-2694.
- Kockarts, G. Absorption and photodissociation in the Schumann-Runge bands of molecular oxygen in the terrestrial atmosphere. *Planet. Space Sci.* **1976**, *24*, 589-604.
- Koehler, B. G.; McNeill, L. S.; Middlebrook, A. M.; Tolbert, M. A. Fourier transform infrared studies of the interaction of HCl with model polar stratospheric cloud films. *J. Geophys. Res.* **1993**, *98*, 10563-10571.
- Koehler, B. G.; Nicholson, V. T.; Roe, H. G.; Whitney, E. S. A Fourier transform infrared study of the adsorption of SO_2 on n-hexane soot from -130° to -40°C . *J. Geophys. Res.* **1999**, *104*, 5507-5514.
- Koffend, J. B.; Holloway, J. S.; Kwok, M. A.; Heidner III, R. F. High resolution absorption spectroscopy of NO_2 . *J. Quant. Spectrosc. Radiat. Transfer* **1987**, *37*, 449-453.
- Koffend, J. B.; Leone, S. R. Tunable laser photodissociation: Quantum yield of $\text{I}^*(^2\text{P}_{1/2})$ from CH_2I_2 . *Chem. Phys. Lett.* **1981**, *81*, 136-141.
- Kohse-Höinghaus, K.; Stuhl, F. H_2 -laser photochemical study of the temperature dependent quenching of $\text{O}_2(b^1\Sigma_g^+)$. *J. Chem. Phys.* **1980**, *72*, 3720-3726.
- Kolb, C. E.; Cox, R. A.; Abbatt, J. P. D.; Ammann, M.; Davis, E. J.; Donaldson, D. J.; Garrett, B. C.; George, C.; Griffiths, P. T.; Hanson, D. R.; Kulmala, M.; McFiggans, G.; Pöschl, U.; Riipinen, I.; Rossi, M. J.; Rudich, Y.; Wagner, P. E.; Winkler, P. M.; Worsnop, D. R.; O'Dowd, C. D. An overview of current issues in the uptake of atmospheric trace gases by aerosols and clouds. *Atmos. Chem. Phys.* **2010**, *10*, 10561-10605, doi:10.5194/acp-10-10561-2010.
- Kolb, C. E.; Jayne, J. T.; Worsnop, D. R.; Molina, M. J.; Meads, R. F.; Viggiano, A. A. Gas phase reaction of sulfur trioxide with water vapor. *J. Am. Chem. Soc.* **1994**, *116*, 10314-10315, doi:10.1021/ja00101a067.
- Kolb, C. E.; Worsnop, D. R.; Zahniser, M. S.; Davidovits, P.; Keyser, L. F.; Leu, M.-T.; Molina, M. J.; Hanson, D. R.; Ravishankara, A. R.; Williams, L. R.; Tolbert, M. A. Progress and Problems in Atmospheric Chemistry. In *Adv. Phys. Chem. Series*, 3; Barker, J. R., Ed., **1994**; pp 771-875.
- Kolesov, V. P.; Papina, T. S. Thermochemistry of haloethanes. *Russ. Chem. Rev.* **1983**, *52*, 425-439.
- Kompa, K. L.; Wanner, J. Study of some fluorine atom reactions using a chemical laser method. *Chem. Phys. Lett.* **1972**, *12*, 560-563.
- Konen, I. M.; Li, E. X. J.; Stephenson, T. A.; Lester, M. I. Second OH overtone excitation and statistical dissociation dynamics of peroxyxynitrous acid. *J. Chem. Phys.* **2005**, *123*, 204318, doi:10.1063/1.2126968.
- Konen, I. M.; Pollack, L. B.; Li, E. X. J.; Lester, M. I.; Varner, M. E.; Stanton, J. F. Infrared overtone spectroscopy and unimolecular decay dynamics of peroxyxynitrous acid. *J. Chem. Phys.* **2005**, *122*, 094320, doi:10.1063/1.1854094.
- Kono, M.; Matsumi, Y. Reaction processes of $\text{O}(^1\text{D})$ with fluoroethane compounds. *J. Phys. Chem. A* **2001**, *105*, 65-69, doi: 10.1021/jp001786q S1089-5639(00)01786-2.
- Koop, T.; Kapilashrami, A.; Molina, L. T.; Molina, M. J. Phase transitions of sea-salt/water mixtures at low temperatures: Implications for ozone chemistry in the polar marine boundary layer. *J. Geophys. Res.* **2000**, *105*, 26393-26402.
- Kopitzky, R.; Beuleke, M.; Balzer, G.; Willner, H. Properties of trifluoroacetyl peroxyxynitrate, $\text{CF}_3\text{C}(\text{O})\text{OONO}_2$. *Inorg. Chem.* **1997**, *36*, 1994-1997.

- Kopitzky, R.; Willner, H.; Mack, H.-G.; Pfeiffer, A.; Oberhammer, H. IR and UV absorption cross sections, vibrational analysis, and the molecular structure of trifluoromethyl peroxyxynitrate, CF₃OONO₂. *Inorg. Chem.* **1998**, *37*, 6208-6213.
- Koppe, S.; Laurent, T.; Naik, P. D.; Volpp, H.-R.; Wolfrum, J.; Arusi-Parpar, T.; Bar, I.; Rosenwaks, S. Absolute rate constants and reactive cross sections for the reactions of O(¹D) with molecular hydrogen and deuterium. *Chem. Phys. Lett.* **1993**, *214*, 546-552.
- Köppenkaströf, D.; Zabel, F. Thermal decomposition of chlorofluoromethyl peroxyxynitrates. *Int. J. Chem. Kinet.* **1991**, *23*, 1-15.
- Kormos, B. L.; Liebman, J. F.; Cramer, C. J. 298 K enthalpies of formation of monofluorinated alkanes: theoretical predictions for methyl, ethyl, isopropyl, and tert-butyl fluoride. *J. Phys. Org. Chem.* **2004**, *17*, 656-664, doi:10.1002/poc.801.
- Kortüm, G.; Friedheim, G. Lichtabsorption und molekularzustand des jods in dampf und lösung. *Z. Naturforsch.* **1947**, *2a*, 20-27.
- Kosmas, A. M.; Mpellos, C.; Salta, Z.; Drougas, E. Structural and heat of formation studies of halogenated methyl hydro-peroxides. *Chem. Phys.* **2010**, *371*, 36-42, doi:10.1016/j.chemphys.2010.03.026.
- Kovács, G.; Szász-Vadász, T.; Papadimitriou, V. C.; Dóbbé, S.; Bérces, T.; Márta, F. Absolute rate constants for the reactions of OH radicals with CH₃CH₂OH, CF₂HCH₂OH and CF₃CH₂OH. *React. Kinet. Catal. Lett.* **2005**, *87*, 129-138.
- Kovács, G.; Zádor, J.; Farkas, E.; Nádásdi, R.; Szilágyi, I.; Dóbbé, S.; Bérces, T.; Márta, F.; Lendvay, G. Kinetics and mechanism of the reactions of CH₃CO and CH₃C(O)CH₂ radicals with O₂. Low-pressure discharge flow experiments and quantum chemical computations. *Phys. Chem. Chem. Phys.* **2007**, *9*, 4142-4154, doi:10.1039/b706216h.
- Kowalczyk, J.; Jowko, A.; Symanowicz, M. Kinetics of radical reactions in freons. *J. Radioanal. Nucl. Chem.* **1998**, *232*, 75-78.
- Kozlov, S. N.; Orkin, V. L.; Huie, R. E.; Kurylo, M. J. OH reactivity and UV spectra of propane, n-propyl bromide, and isopropyl bromide. *J. Phys. Chem. A* **2003**, *107*, 1333-1338, doi:10.1021/jp021806j.
- Kozlov, S. N.; Orkin, V. L.; Kurylo, M. J. An investigation of the reactivity of OH with fluoroethanes: CH₃CH₂F (HFC-161), CH₂FCH₂F (HFC-152), and CH₃CHF₂ (HFC-152a). *J. Phys. Chem. A* **2003**, *107*, 2239-2246, doi:10.1021/jp022087b.
- Krajnovich, D.; Zhang, Z.; Butler, L.; Lee, Y. T. Photodissociation of CF₂Br₂ at 248 nm by the molecular beam method. *J. Phys. Chem.* **1984**, *88*, 4561-4566.
- Kraka, E.; Konkoli, Z.; Cremer, D.; Fowler, J.; Schaefer, H. F. Difluorodioxirane: An unusual cyclic peroxide. *J. Am. Chem. Soc.* **1996**, *118*, 10595-10608, doi:10.1021/ja961983w.
- Krasnoperov, L. N.; Mehta, K. Kinetic study of CH₃ + HBr and CH₃ + Br reactions by laser photolysis - transient absorption over 1 - 100 bar pressure range. *J. Phys. Chem. A* **1999**, *103*, 8008-8020.
- Křepelová, A.; Newberg, J.; Huthwelker, T.; Bluhm, H.; Ammann, M. The nature of nitrate at the ice surface studied by XPS and NEXAFS. *Phys. Chem. Chem. Phys.* **2010**, *12*, 8870-8880, doi:10.1039/c0cp00359j.
- Kreutter, K. D.; Nicovich, J. M.; Wine, P. H. Kinetics and thermochemistry of the Br(²P_{3/2}) + NO₂ association reaction. *J. Phys. Chem.* **1991**, *95*, 4020-4028.
- Kreycy, S.; Camy-Peyret, C.; Chipperfield, M. P.; Dorf, M.; Feng, W.; Hossaini, R.; Kritten, L.; B. Werner; Pfeilsticker, K. Atmospheric test of the J(BrONO₂)/k_{BrO+NO₂} ratio: implications for total stratospheric Br_y and bromine-mediated ozone loss. *Atmos. Chem. Phys.* **2013**, *13*, 6263-6274, doi:10.5194/acp-13-6263-2013.
- Krisch, M. J.; McCunn, L. R.; Takematsu, K.; Butler, L. J.; Blase, F. R.; Shu, J. Photodissociation of CH₃OCl to CH₃O + Cl at 248 nm. *J. Phys. Chem. A* **2004**, *108*, 1650-1656, doi:10.1021/jp0372082.
- Kroes, G.-J.; Clary, D. C. Sticking of HCl and ClOH to ice: A computational study. *J. Phys. Chem.* **1992**, *96*, 7079-7088.
- Kromminga, H.; Orphal, J.; Spietz, P.; Voigt, S.; Burrows, J. P. New measurements of OCIO absorption cross-sections in the 325-435 nm region and their temperature dependence between 213 and 293 K. *J. Photochem. Photobiol. A: Chem.* **2003**, *157*, 149-160, doi:10.1016/S1010-6030(03)00071-6.
- Kudchadker, S. A.; Kudchadker, A. P. Erratum: Ideal gas thermodynamic properties of eight bromo- and iodomethanes. *J. Phys. Chem. Ref. Data* **1976**, *5*, 529-530.
- Kudchadker, S. A.; Kudchadker, A. P. Ideal gas thermodynamic properties of the eight bromo- and iodomethanes. *J. Phys. Chem. Ref. Data* **1975**, *4*, 457-470.
- Kudchadker, S. A.; Kudchadker, A. P. Ideal gas thermodynamic properties of CH_{4-(a+b+c+d)}F_a, Cl_b, Br_c, I_d halomethanes. *J. Phys. Chem. Ref. Data* **1978**, *7*, 1285-1307.
- Kudchadker, S. A.; Kudchadker, A. P. Ideal gas thermodynamic properties of selected bromoethanes and iodoethane. *J. Phys. Chem. Ref. Data* **1979**, *8*, 519-526, doi:10.1063/1.555601.

- Kukui, A. S.; Jungkamp, T. P. W.; Schindler, R. N. Determination of the rate constant and of product branching ratios in the reaction of CH₃O₂ with OCl between 233 K and 300 K. *Ber. Bunsenges. Phys. Chem.* **1994**, *98*, 1298-1302.
- Kukui, A.; Borrisenko, D.; Laverdet, G.; Le Bras, G. Gas-phase reactions of OH radicals with dimethyl sulfoxide and methane sulfinic acid using turbulent flow reactor and chemical ionization mass spectrometry. *J. Phys. Chem. A* **2003**, *107*, 5732-5742, doi:10.1021/jp0276911.
- Kukui, A.; Bossoutrot, V.; Laverdet, G.; Le Bras, G. Mechanism of the reaction of CH₃SO with NO₂ in relation to atmospheric oxidation of dimethyl sulfide: Experimental and theoretical study. *J. Phys. Chem. A* **2000**, *104*, 935-946, doi:10.1021/jp993158i.
- Kukui, A.; Jungkamp, T. P. W.; Schindler, R. N. Determination of the product branching ratio in the reaction of NO₃ with OCl at 300 K. *Ber. Bunsenges. Phys. Chem.* **1994**, *98*, 1619-1621.
- Kukui, A.; Kirchner, U.; Benter, T.; Schindler, R. N. A gaskinetic investigation of HOBr reactions with Cl(²P), O(³P) and OH(²Π). The reaction of BrCl with OH(²Π). *Ber. Bunsenges. Phys. Chem.* **1996**, *100*, 455-461.
- Kukui, A.; Roggenbuck, J.; Schindler, R. N. Mechanism and rate constants for the reactions of Cl atoms with HOCl, CH₃OCl and *tert*-C₄H₉OCl. *Ber. Bunsenges. Phys. Chem.* **1997**, *101*, 281-286.
- Kulcke, A.; Blackman, B.; Chapman, W. B.; Kim, I. K.; Nesbitt, D. J. Time-resolved O₃ chemical chain reaction kinetics via high-resolution IR laser absorption methods. *J. Phys. Chem. A* **1998**, *102*, 1965-1972.
- Kumaran, S. S.; Lim, K. P.; Michael, J. V. Thermal rate constants for the Cl + H₂ and Cl + D₂ reactions between 296 and 3000 K. *J. Chem. Phys.* **1994**, *101*, 9487-9498.
- Kuo, C. H.; Lee, Y.-P. Kinetics of the reaction OH + C₂H₄ in He, N₂, and O₂ at low pressure. *J. Phys. Chem.* **1991**, *95*, 1253-1257.
- Kurasawa, H.; Lesclaux, R. 14th Informal Photochemistry Conference, **1980**, Newport Beach, CA.
- Kurasawa, H.; Lesclaux, R. Kinetics of the reaction of NH₂ with NO₂. *Chem. Phys. Lett.* **1979**, *66*, 602-607.
- Kurasawa, H.; Lesclaux, R. Rate constant for the reaction of NH₂ with ozone in relation to atmospheric processes. *Chem. Phys. Lett.* **1980**, *72*, 437-442.
- Kurten, T.; Lane, J. R.; Jorgensen, S.; Kjaergaard, H. G. A computational study of the oxidation of SO₂ to SO₃ by gas-phase organic oxidants. *J. Phys. Chem. A* **2011**, *115*, 8669-8681, doi:10.1021/jp203907d.
- Kurylo, M. J. Absolute rate constants for the reaction H + O₂ + M → HO₂ + M over the temperature range 203-404 K. *J. Phys. Chem.* **1972**, *76*, 3518-3526.
- Kurylo, M. J. Flash photolysis resonance fluorescence investigation of the reaction of O(³P) atoms with ClONO₂. *Chem. Phys. Lett.* **1977**, *49*, 467-470.
- Kurylo, M. J. Flash photolysis resonance fluorescence investigation of the reaction of OH radicals with dimethyl sulfide. *Chem. Phys. Lett.* **1978**, *58*, 233-237.
- Kurylo, M. J. Flash photolysis resonance fluorescence investigation of the reactions of OH radicals with OCS and CS₂. *Chem. Phys. Lett.* **1978**, *58*, 238-242.
- Kurylo, M. J. Kinetics of the reactions OH(v=0) + NH₃ → H₂O + NH₂ and OH(v=0) + O₃ → HO₂ + O₂ at 298°K. *Chem. Phys. Lett.* **1973**, *23*, 467-471.
- Kurylo, M. J.; Anderson, P. C.; Klais, O. A flash photolysis resonance fluorescence investigation of the reaction OH + CH₃CCl₃ → H₂O + CH₂CCl₃. *Geophys. Res. Lett.* **1979**, *6*, 760-762.
- Kurylo, M. J.; Braun, W. Flash photolysis resonance fluorescence study of the reaction Cl + O₃ → ClO + O₂ over the temperature range 213-298 K. *Chem. Phys. Lett.* **1976**, *37*, 232-235.
- Kurylo, M. J.; Klais, O.; Laufer, A. H. Mechanistic investigation of the HO + HO₂ reaction. *J. Phys. Chem.* **1981**, *85*, 3674-3678, doi:10.1021/j150624a029.
- Kurylo, M. J.; Knable, G. L. A kinetics investigation of the gas-phase reactions of Cl(²P) and OH(X²Π) with CH₃CN: Atmospheric significance and evidence for decreased reactivity between strong electrophiles. *J. Phys. Chem.* **1984**, *88*, 3305-3308, doi:10.1021/j150659a033.
- Kurylo, M. J.; Knable, G. L.; Murphy, J. L. A reinvestigation of the Cl + ClONO₂ reaction by flash photolysis resonance fluorescence. *Chem. Phys. Lett.* **1983**, *95*, 9-12.
- Kurylo, M. J.; Laufer, A. H. Evidence for atom exchange in OH reactions with carbonyl compounds: ¹⁸OH + CO₂ → ¹⁸OCO + OH; ¹⁸OH + CO → ¹⁸OC + OH. *J. Chem. Phys.* **1979**, *70*, 2032-2033.
- Kurylo, M. J.; Murphy, J. L.; Haller, G. S.; Cornett, K. D. A flash photolysis resonance fluorescence investigation of the reaction OH + H₂O₂ → HO₂ + H₂O. *Int. J. Chem. Kinet.* **1982**, *14*, 1149-1161.
- Kurylo, M. J.; Murphy, J. L.; Knable, G. L. Rate constant measurements for the reaction of Cl atoms with nitric acid over the temperature range 240-300 K. *Chem. Phys. Lett.* **1983**, *94*, 281-284.
- Kurylo, M. J.; Ouellette, P. A. Pressure dependence of the rate constant for the reaction HO₂ + NO₂ + M → HO₂NO₂ + M (M = N₂, O₂) at 298 K. *J. Phys. Chem.* **1986**, *90*, 441-444, doi:10.1021/j100275a018.
- Kurylo, M. J.; Ouellette, P. A. Rate constants for the reaction HO₂ + NO₂ + N₂ → HO₂NO₂ + N₂: The temperature dependence of the falloff parameters. *J. Phys. Chem.* **1987**, *91*, 3365-3368, doi:10.1021/j100296a052.
- Kurylo, M. J.; Ouellette, P. A.; Laufer, A. H. Measurements of the pressure dependence of the HO₂ radical self-disproportionation reaction at 298 K. *J. Phys. Chem.* **1986**, *90*, 437-440, doi:10.1021/j100275a017.

- Kurylo, M. J.; Wallington, T. J.; Ouellette, P. A. Measurements of the UV absorption cross-sections for HO₂ and CH₃O₂ in the gas phase. *J. Photochem.* **1987**, *39*, 201-215.
- Kutsuna, S.; Chen, L.; Abe, T.; Mizukado, J.; Uchimaru, T.; Tokuhashi, K.; Sekiya, A. Henry's Law constant of 2,2,2-trifluoroethyl formate, ethyl trifluoroacetate, and non-fluorinated analogous esters. *Atmos. Environ.* **2005**, *39*, 5884-5892, doi:10.1016/j.atmosenv.2005.06.021.
- Kutsuna, S.; Chen, L.; Ohno, K.; Tokuhashi, K.; Sekiya, A. Henry's Law constants and hydrolysis rate constants of 2,2,2-trifluoroethyl acetate and methyl trifluoroacetate. *Atmos. Environ.* **2004**, *38*, 725-732, doi:10.1016/j.atmosenv.2003.10.019.
- Kutsuna, S.; Hori, H. Experimental determination of Henry's law constants of trifluoroacetic acid at 278–298 K. *Atmos. Environ.* **2008**, *42*, 1399-1412, doi:10.1016/j.atmosenv.2007.11.009.
- Kuwata, K. T.; Hermes, M. R.; Carlson, J.; Zogg, C. K. Computational studies of the isomerization and hydration reactions of acetaldehyde oxide and methyl vinyl carbonyl oxide. *J. Phys. Chem. A* **2010**, *114*, 9192-9204, doi:10.1021/jp105358v.
- Kwok, E. S. C.; Aschmann, S. M.; Arey, J.; Atkinson, R. Product formation from the reaction of the NO₃ radical with isoprene and rate constants for the reactions of methacrolein and methyl vinyl ketone with the NO₃ radical. *Int. J. Chem. Kinet.* **1996**, *28*, 925-934.
- Kwok, W. M.; Phillips, D. L. Gas and solution phase chloriodomethane short-time photodissociation dynamics in the B-band absorption. *Chem. Phys. Lett.* **1997**, *270*, 506-516.
- Kwok, W. M.; Phillips, D. L. Gas-phase chloriodomethane short-time photodissociation dynamics of the A-band absorption and a comparison with the solution phase short-time photodissociation dynamics. *Mol. Phys.* **1997**, *90*, 315-326.
- Kwok, W. M.; Phillips, D. L. Solvation and solvent effects on the short-time photodissociation dynamics of CH₂I₂ from resonance Raman spectroscopy. *J. Chem. Phys.* **1996**, *104*, 2529-2540.
- Kyle, E.; Orchard, S. W. The photolysis of methyl glyoxal vapour at 436 nm. *J. Photochem.* **1977**, *7*, 305-317.

L

[Back to Index](#)

- La Paglia, S. R.; Duncan, A. B. F. Vacuum ultraviolet absorption spectrum and dipole moment of nitrogen trifluoride. *J. Chem. Phys.* **1961**, *34*, 1003-1007.
- Lacher, J. R.; Skinner, H. A. Bond energy additivity and bond interactions in fluoro-halogenated hydrocarbons. *J. Chem. Soc. A* **1968**, 1034-1038.
- Lacoursière, J.; Meyer, S. A.; Faris, G. W.; Slinger, T. G.; Lewis, B. R.; Gibson, S. T. The O(¹D) yield from O₂ photooxidation near H Lyman- α (121.6 nm). *J. Chem. Phys.* **1999**, *110*, 1949-1958.
- Lafage, C.; Pauwels, J.-F.; Carlier, M.; Devolder, P. Rate constant for the reaction OH + H₂S in the range 243-463 K by discharge-flow laser-induced fluorescence. *J. Chem. Soc. Faraday Trans. 2* **1987**, *83*, 731-739.
- Lafleur, R. D.; Szatary, B.; Baer, T. A photoelectron-photoion coincidence study of the ICH₂CN ion dissociation: Thermochemistry of CH₂CN, ⁺CH₂CN, and ICH₂CN. *J. Phys. Chem. A* **2000**, *104*, 1450-1455, doi:10.1021/jp993569z.
- Lago, A. F.; Baer, T. A photoelectron photoion coincidence study of the vinyl bromide and tribromoethane ion dissociation dynamics: Heats of formation of C₂H₃⁺, C₂H₃Br, C₂H₃Br⁺, C₂H₃Br₂⁺, and C₂H₃Br₃. *J. Phys. Chem. A* **2006**, *110*, 3036-3041, doi:10.1021/jp053943x.
- Lago, A. F.; Kercher, J. P.; Bödi, A.; Sztáray, B.; Miller, B.; Wurzelmann, D.; Baer, T. Dissociative photoionization and thermochemistry of dihalomethane compounds studied by threshold photoelectron photoion coincidence spectroscopy. *J. Phys. Chem. A* **2005**, *109*, 1802-1809, doi:10.1021/jp045337s.
- Laguna, G. A.; Baughcum, S. L. Real-time detection of methyl radicals by diode laser absorption at 608 cm⁻¹. *Chem. Phys. Lett.* **1982**, *88*, 568-571.
- Lai, L.-H.; Hsu, Y.-C.; Lee, Y.-P. The enthalpy change and the detailed rate coefficients of the equilibrium reaction OH + C₂H₂ \rightleftharpoons (M) HOC₂H₂ over the temperature range 627-713 K. *J. Chem. Phys.* **1992**, *97*, 3092-3099.
- Laine, P. L.; Sohn, Y. S.; Nicovich, J. M.; McKee, M. L.; Wine, P. H. Kinetics of elementary steps in the reactions of atomic bromine with isoprene and 1,3-butadiene under atmospheric conditions. *J. Phys. Chem. A* **2012**, *116*, 6341-6357, doi:10.1021/jp212127v.
- Lake, J. S.; Harrison, A. J. Absorption of acyclic oxygen compounds in the vacuum ultraviolet. III. Acetone and acetaldehyde. *J. Chem. Phys.* **1959**, *30*, 361-362.
- Lamb, J. J.; Molina, L. T.; Smith, C. A.; Molina, M. J. Rate constant of the OH + H₂O₂ \rightarrow HO₂ + H₂O reaction. *J. Phys. Chem.* **1983**, *87*, 4467-4470, doi:10.1021/j100245a028.
- Lambert, H. M.; Dagdigian, P. J.; Alexander, M. H. Spin-orbit branching in the photofragmentation of HCl at long wavelength. *J. Chem. Phys.* **1998**, *108*, 4460-4466.
- Lamoreaux, R. H.; Hildenbrand, D. L. High temperature vaporization behavior of oxides. 1. Alkali metal binary oxides. *J. Phys. Chem. Ref. Data* **1984**, *13*, 151-173.

- Lancar, I.; Laverdet, G.; Le Bras, G.; Poulet, G. Rate constant and products of the BrO + BrO reaction at 298 K. *Int. J. Chem. Kinet.* **1991**, *23*, 37-45.
- Lancar, I.; Le Bras, G.; Poulet, G. Oxidation of CH₃CCl₃ and CH₃CFCl₂ in the atmosphere : kinetic study of OH reactions. *J. Chim. Phys.* **1993**, *90*, 1897-1908.
- Lancar, I.; Mellouki, A.; Poulet, G. Kinetics of the reactions of hydrogen iodide with hydroxyl and nitrate radicals. *Chem. Phys. Lett.* **1991**, *177*, 554-558, doi:10.1016/0009-2614(91)90083-L.
- Lang, V. I.; Sander, S. P.; Friedl, R. R. Absolute infrared band strength measurement of the ClO radical by Fourier transform infrared spectroscopy. *J. Mol. Spectrosc.* **1988**, *132*, 89-103.
- Langbein, T.; Sonntag, H.; Trapp, D.; Hoffmann, A.; Malms, W.; Röth, E.-P.; Mörs, V.; Zellner, R. Volatile anaesthetics and the atmosphere: atmospheric lifetimes and atmospheric effects of halothane, enflurane, isoflurane, desflurane and sevoflurane. *British J. Anaest.* **1999**, *82*, 66-73.
- Langenberg, S.; Proksch, V.; Schurath, U. Solubilities and diffusion of trace gases in cold sulfuric acid films. *Atmos. Environ.* **1998**, *32*, 3129-3137.
- Langenberg, S.; Schurath, U. Ozone destruction on ice. *Geophys. Res. Lett.* **1999**, *26*, 1695-1698.
- Langer, S.; McGovney, B. T.; Finlayson-Pitts, B. J.; Moore, R. M. The dimethyl sulfide reaction with atomic chlorine and its implications for the budget of methyl chloride. *Geophys. Res. Lett.* **1996**, *23*, 1661-1664.
- Langer, S.; Pemberton, R. S.; Finlayson-Pitts, B. J. Diffuse reflectance infrared studies of the reaction of synthetic sea salt mixtures with NO₂: A key role for hydrates in the kinetics and mechanism. *J. Phys. Chem. A* **1997**, *101*, 1277-1286.
- Langford, A. O.; Moore, C. B. Collision complex formation in the reactions of formyl radicals with nitric oxide and oxygen. *J. Chem. Phys.* **1984**, *80*, 4211-4221.
- Langford, S. R.; Regan, P. M.; Orr-Ewing, A. J.; Ashfold, M. N. R. On the UV photodissociation dynamics of hydrogen iodide. *Chem. Phys.* **1998**, *231*, 245-260.
- Langhoff, S. R.; Jaffe, R. L.; Arnold, J. O. Effective cross sections and rate constants for predissociation of ClO in the Earth's atmosphere. *J. Quant. Spectrosc. Radiat. Transfer* **1977**, *18*, 227-235.
- Larichev, M.; Maguin, F.; Le Bras, G.; Poulet, G. Kinetics and mechanism of the BrO + HO₂ reaction. *J. Phys. Chem.* **1995**, *99*, 15911-15918, doi:10.1021/j100043a032.
- Larin, I. K., D. V. Nevozhai, A. I. Spasskii, and E. M. Trofimova A study of the reaction IO + NO₂ + O₂ → IONO₂ + O₂. *Kinetics and Catalysis* **1998**, *39*, 666-672.
- Laskin, A.; Wang, H.; Robertson, W. H.; Cowin, J. P.; Ezell, M. J.; Finlayson-Pitts, B. J. A new approach to determining gas-particle reaction probabilities and application to the heterogeneous reaction of deliquesced sodium chloride particles with gas-phase hydroxyl radicals. *J. Phys. Chem. A* **2006**, *110*, 10619-10627, doi:10.1021/jp063263+.
- Laszlo, B.; Huie, R. E.; Kurylo, M. J.; Miziolek, A. W. Kinetic studies of the reactions of BrO and IO radicals. *J. Geophys. Res.* **1997**, *102*, 1523-1532, doi:10.1029/96JD00458.
- Laszlo, B.; Kurylo, M. J.; Huie, R. E. Absorption cross sections, kinetics of formation, and self-reaction of the IO radical produced via the laser photolysis of N₂O/I₂/N₂ Mixtures. *J. Phys. Chem.* **1995**, *99*, 11701-11707, doi:10.1021/j100030a013.
- Laufer, A. H.; Bass, A. M. Rate constants of the combination of methyl radicals with nitric oxide and oxygen. *Int. J. Chem. Kinet.* **1975**, *7*, 639-648.
- Laufer, A. H.; McNesby, J. R. Deuterium isotope effect in vacuum-ultraviolet absorption coefficients of water and methane. *Can. J. Chem.* **1965**, *43*, 3487-3490.
- Laverdet, G.; Le Bras, G.; Mellouki, A.; Poulet, G. The Br + HO₂ reaction revisited: absolute determination of the rate constant at 298 K. *Chem. Phys. Lett.* **1990**, *172*, 430-434.
- Lawrence, W. G.; Clemitshaw, K. C.; Apkarian, V. A. On the relevance of OClO photodissociation to the destruction of stratospheric ozone. *J. Geophys. Res.* **1990**, *95*, 18591-18595.
- Lawton, S. A.; Novick, S. E.; Broida, H. P.; Phelps, A. V. Quenching of optically pumped O₂(b¹Σ_g⁺) by ground state O₂ molecules. *J. Chem. Phys.* **1977**, *66*, 1381-1382.
- Lawton, S. A.; Phelps, A. V. Excitation of the b¹Σ_g⁺ state of O₂ by low energy electrons. *J. Chem. Phys.* **1978**, *69*, 1055-1068.
- Lay, T. H.; Bozzelli, J. W. Enthalpies of formation and group additivity of alkyl peroxides and trioxides. *J. Phys. Chem. A* **1997**, *101*, 9505-9510.
- Lay, T. H.; Krasnoperov, L. N.; Venanzi, C. A.; Bozzelli, J. W.; Shokhirev, N. V. Ab initio study of α-chlorinated ethyl hydroperoxides CH₃CH₂OOH, CH₃ClOOH, and CH₃CCl₂OOH: Conformational analysis, internal rotation barriers, vibrational frequencies, and thermodynamic properties. *J. Phys. Chem.* **1996**, *100*, 8240-8249.
- Lazarou, Y. G.; Michael, C.; Papagiannakopoulos, P. Kinetics of the reaction of chlorine atoms with dimethylnitramine. *J. Phys. Chem.* **1992**, *96*, 1705-1708, doi:10.1021/j100183a039.

- Le Bras, G.; Combourieu, J. EPR kinetic study of the reactions of CF₃Br with H atoms and OH radicals. *Int. J. Chem. Kinet.* **1978**, *10*, 1205-1213.
- Le Bras, G.; Foon, R.; Combourieu, J. EPR kinetic study of the reactions of F and Br atoms with H₂CO. *Chem. Phys. Lett.* **1980**, *73*, 357-361.
- Le Calve, S.; Hitier, D.; Le Bras, G.; Mellouki, A. Kinetic studies of OH reactions with a series of ketones. *J. Phys. Chem. A* **1998**, *102*, 4579-4584.
- Leather, K. E.; Bacak, A.; Wamsley, R.; Archibald, A. T.; Husk, A.; Shallcross, D. E.; Percival, C. J. Temperature and pressure dependence of the rate coefficient for the reaction between ClO and CH₃O₂ in the gas-phase. *Phys. Chem. Chem. Phys.* **2012**, *14*, 3425-3434, doi:10.1039/c2cp22834c.
- Leck, T. J.; Cook, J. L.; Birks, J. W. Studies of reactions of importance in the stratosphere. III. Rate constant and products of the reaction between ClO and HO₂ radicals at 298 K. *J. Chem. Phys.* **1980**, *72*, 2364-2373.
- Lee, A. M. D.; Coe, J. D.; Ullrich, S.; Ho, M.-L.; Lee, S.-J.; Cheng, B.-M.; Zgierski, M. Z.; Chen, I.-C.; Martinez, T. J.; Stolow, A. Substituent effects on dynamics at conical intersections: α,β -enones. *J. Phys. Chem. A* **2007**, *111*, 11948-11960, doi:10.1021/jp074622j.
- Lee, A. Y. T.; Yung, Y. L.; Cheng, B. M.; Bahou, M.; Chung, C.-Y.; Lee, Y. P. Enhancement of deuterated ethane on Jupiter. *Astrophys. J.* **2001**, *551*, L93-L96, doi:10.1086/319827.
- Lee, E. P. F.; Wright, T. G. Thermochemistry of HgCH₃ and HgCH₃⁺ and the ionization energy of HgCH₃. *Chem. Phys. Lett.* **2003**, *376*, 418-423, doi:10.1016/S0009-2614(03)01022-4.
- Lee, F. S. C.; Rowland, F. S. Competitive radiotracer evaluation of relative rate constants at stratospheric temperatures for reactions of ³⁸Cl with CH₄ and C₂H₆ vs. CH₂=CHBr. *J. Phys. Chem.* **1977**, *81*, 86-87.
- Lee, J. H.; Michael, J. V.; Payne, W. A., Jr.; Stief, L. J. Absolute rate of the reaction of Cl(²P) with molecular hydrogen from 200-500 K. *J. Chem. Soc. Faraday Trans. 1* **1977**, *73*, 1530-1536.
- Lee, J. H.; Michael, J. V.; Payne, W. A., Jr.; Stief, L. J. Absolute rate of the reaction of N(⁴S) with NO from 196-400 K with DF-RF and FP-RF techniques. *J. Chem. Phys.* **1978**, *69*, 3069-3076.
- Lee, J. H.; Michael, J. V.; Payne, W. A., Jr.; Stief, L. J. The temperature dependence of the rate constant for Cl + NO + N₂ → NOCl + N₂. *J. Chem. Phys.* **1978**, *68*, 5410-5413.
- Lee, J. H.; Michael, J. V.; Payne, W. A.; Stief, L. J. Absolute rate of the reaction of hydrogen atoms with ozone from 219-360 K. *J. Chem. Phys.* **1978**, *69*, 350-353, doi:10.1063/1.436360.
- Lee, J. H.; Tang, I. N. Absolute rate constant for the reaction of O(³P) with CH₃SSCH₃ from 270 to 329 K. *J. Chem. Phys.* **1980**, *72*, 5718-5720.
- Lee, J. H.; Tang, I. N. Absolute rate constants for the hydroxyl radical reactions with ethane, furan, and thiophene at room temperature. *J. Chem. Phys.* **1982**, *77*, 4459-4463.
- Lee, J. H.; Tang, I. N. Absolute rate constants for the hydroxyl radical reactions with CH₃SH and C₂H₅SH at room temperature. *J. Chem. Phys.* **1983**, *78*, 6646-6649.
- Lee, J. H.; Tang, I. N.; Klemm, R. B. Absolute rate constant for the reaction of O(³P) with CH₃SCH₃ from 272 to 472 K. *J. Chem. Phys.* **1980**, *72*, 1793-1796.
- Lee, J. H.; Timmons, R. B.; Stief, L. J. Absolute rate parameters for the reaction of ground state atomic oxygen with dimethyl sulfide and episulfide. *J. Chem. Phys.* **1976**, *64*, 300-305.
- Lee, L. C. Observation of O(¹D) produced from photodissociation of HO₂ at 193 and 248 nm. *J. Chem. Phys.* **1982**, *76*, 4909-4915, doi:10.1063/1.442836.
- Lee, L. C. OH(A ²Σ⁺ ← X ²Π_i) yield from H₂O photodissociation in 1050-1370 Å. *J. Chem. Phys.* **1980**, *72*, 4334-4340, doi:10.1063/1.439713.
- Lee, L. C.; Black, G.; Sharpless, R. L.; Slanger, T. G. O(¹S) yield from O₃ photodissociation at 1700-2400 Å. *J. Chem. Phys.* **1980**, *73*, 256-258.
- Lee, L. C.; Chiang, C. C. Fluorescence yield from photodissociation of CH₄ at 1060-1420 Å. *J. Chem. Phys.* **1983**, *78*, 688-691, doi:10.1063/1.444812.
- Lee, L. C.; Phillips, E.; Judge, D. L. Photoabsorption cross sections of CH₄, CF₄, CF₃Cl, SF₆, and C₂F₆ from 175 to 770 Å. *J. Chem. Phys.* **1977**, *67*, 1237-1246.
- Lee, L. C.; Slanger, T. G. Atmospheric OH production--The O(¹D) + H₂O reaction rate. *Geophys. Res. Lett.* **1979**, *6*, 165-166.
- Lee, L. C.; Slanger, T. G. Observations on O(¹D→³P) and O₂(b¹Σ_g⁺→X³Σ_g⁻) following O₂ photodissociation. *J. Chem. Phys.* **1978**, *69*, 4053-4060, doi:10.1063/1.437136.
- Lee, L. C.; Slanger, T. G.; Black, G.; Sharpless Quantum yields for the production of O(¹D) from photodissociation of O₂ at 1160-1770 Å. *J. Chem. Phys.* **1977**, *67*, 5602-5606.
- Lee, L. C.; Suto, M. Quantitative photoabsorption and fluorescence study of H₂O and D₂O at 50-190 nm. *Chem. Phys.* **1986**, *110*, 161-169.
- Lee, L. C.; Wang, X.; Suto, M. Fluorescence from extreme ultraviolet photoexcitation of CF₄. *J. Chem. Phys.* **1986**, *85*, 6294-6300.

- Lee, P. C.; Nee, J. B. Detection of O(¹D) produced in the photodissociation of O₂. I Identification of the ³Σ_u⁻ and ³Π_u Rydberg states in 113-130 nm. *J. Chem. Phys.* **2000**, *112*, 1763-1768.
- Lee, P. C.; Nee, J. B. Detection of O(¹D) produced in the photodissociation of O₂. II Identification of the ³Σ_u⁻ and ³Π_u Rydberg states in 105-113 nm. *J. Chem. Phys.* **2001**, *114*, 792-797, doi:10.1063/1.1330231.
- Lee, P. Photodissociation and photoionization of oxygen (O₂) as inferred from measured absorption coefficients. *J. Opt. Soc. Am.* **1955**, *45*, 703-709.
- Lee, S. Y. Computational study of enthalpies of formation of OXO (X = Cl, Br, and I) and their anions. *J. Phys. Chem. A* **2004**, *108*, 10754-10761, doi:10.1021/jp0467550.
- Lee, S.-H.; Jung, Y.-J.; Jung, K.-H. Photodissociation dynamics of CH₂BrCl at 234 nm. *Chem. Phys.* **2000**, *260*, 143-150.
- Lee, T. J. *Ab initio* characterization of ClNO₂, *cis*-ClONO, and *trans*-ClONO. *J. Phys. Chem.* **1994**, *98*, 111-115, doi:10.1021/j100052a019.
- Lee, T. J. *Ab initio* characterization of HBrO₂ isomers: implications for stratospheric bromine chemistry. *Chem. Phys. Lett.* **1996**, *262*, 559-566.
- Lee, T. J. *Ab initio* characterization of triatomic bromine molecules of potential interest in stratospheric chemistry. *J. Phys. Chem.* **1995**, *99*, 15074-15080.
- Lee, T. J. Characterization of BrNO₂, *cis*-BrONO, and *trans*-BrONO. Implications for atmospheric chemistry. *J. Phys. Chem.* **1996**, *100*, 19847-19852.
- Lee, T. J.; Rendell, A. P. *Ab initio* characterization of ClOOH: Implications for atmospheric chemistry. *J. Phys. Chem.* **1993**, *97*, 6999-7002, doi:10.1021/j100129a014.
- Lee, T. J.; Rice, J. E. FONO: A difficult case for theory and experiment. *J. Chem. Phys.* **1992**, *97*, 4223-4232.
- Lee, T. J.; Rohlffing, C. M.; Rice, J. E. An extensive *ab initio* study of the structures, vibrational spectra, quadratic force fields, and relative energetics of three isomers of Cl₂O₂. *J. Chem. Phys.* **1992**, *97*, 6593-6605.
- Lee, Y.-P.; Howard, C. J. Temperature dependence of the rate constant and the branching ratio for the reaction Cl + HO₂. *J. Chem. Phys.* **1982**, *77*, 756-763.
- Lee, Y.-P.; Stimpfle, R. M.; Perry, R. A.; Mucha, J. A.; Evenson, K. M.; Jennings, D. A.; Howard, C. J. Laser magnetic resonance spectroscopy of ClO and kinetic studies of the reactions of ClO with NO and NO₂. *Int. J. Chem. Kinet.* **1982**, *14*, 711-732.
- Lee, Y.-Y.; Kao, W. C.; Lee, Y.-P. Kinetics of the reaction OH + SO₂ in He, N₂, and O₂ at low pressure. *J. Phys. Chem.* **1990**, *94*, 4535-4540.
- Lee, Y.-Y.; Lee, Y.-P.; Wang, N. S. Kinetics of the reaction of HSO with O₃ at temperatures 273-423 K. *J. Chem. Phys.* **1994**, *100*, 387-392.
- Leiss, A.; Schurath, U.; Becker, K. H.; Fink, E. H. Revised quenching rate constants for metastable oxygen molecules O₂(a¹Δ_g). *J. Photochem.* **1978**, *8*, 211-214.
- Leroy, B.; Le Bras, G.; Rigaud, P. Ultraviolet-absorption spectra of sulfured compounds of aeronomic interest (COS, CS₂, SO₃). *Ann. Geophys.* **1981**, *37*, 297-302.
- Leroy, B.; Rigaud, P.; Hicks, E. Visible absorption cross-sections of NO₂ at 298 K and 235 K. *Ann. Geophys.* **1987**, *5A*, 247-250.
- Leroy, B.; Rigaud, P.; Jourdain, J. L.; Le Bras, G. Spectres d'absorption dans le proche ultraviolet de CS₂ et SO₂ entre 200 et 300 K. *Moon Planets* **1983**, *29*, 177-183.
- Lesar, A. Product channels in the reaction of the CH₃SO radical with NO₂: DFT and *ab initio* studies. *Int. J. Quant. Chem.* **2011**, *112*, 1904-1912, doi:10.1002/qua.23154.
- Lesar, A.; Hodošček, M.; Senegačnik, M. Experimental and theoretical studies of the decomposition of N₂O catalyzed by chlorine. *J. Chem. Phys.* **1996**, *105*, 917-926, doi:10.1063/1.471935.
- Lesar, A.; Prebil, S.; Hodošček, M. *Ab initio* characterization of ClNO₃ isomers. *J. Phys. Chem. A* **2003**, *107*, 9168-9174, doi:10.1021/jp030192v.
- Lesar, A.; Prebil, S.; Mühlhäuser, M.; Hodošček, M. Conformational potential energy surface of BrOONO. *Chem. Phys. Lett.* **2002**, *368*, 399-407.
- Lesclaux, R.; Caralp, F. Determination of the rate constants for the reactions of CFCl₂O₂ radical with NO and NO₂ by laser photolysis and time resolved mass spectrometry. *Int. J. Chem. Kinet.* **1984**, *16*, 1117-1128.
- Lesclaux, R.; Demissy, M. On the reaction of NH₂ radical with O₂, NO and NO₂. *Nouv. J. Chim.* **1977**, *1*, 443-444.
- Lesclaux, R.; Dognon, A. M.; Caralp, F. Photo-oxidation of halomethanes at low temperature: The decomposition rate of CCl₃O and CFCl₂O radicals. *J. Photochem. Photobiol. A: Chem.* **1987**, *41*, 1-11.
- Lesclaux, R.; Khe, P. V.; Dezaudier, P.; Soullignac, J. C. Flash photolysis studies of the reaction of NH₂ radicals with NO. *Chem. Phys. Lett.* **1975**, *35*, 493-497.
- Leu, G.-H.; Lee, Y.-P. Temperature dependence of the rate coefficient of the reaction OH + CF₃CH₂F over the range 255-424 K. *J. Chin. Chem. Soc.* **1994**, *41*, 645-649.
- Leu, M. T. Kinetics of the reaction Cl + NO₂ + M. *Int. J. Chem. Kinet.* **1984**, *16*, 1311-1320.

- Leu, M. T. Kinetics of the reaction $O + ClO \rightarrow Cl + O_2$. *J. Phys. Chem.* **1984**, *88*, 1394-1398, doi:10.1021/j150651a032.
- Leu, M. T. Product distribution for the reaction of HO_2 with ClO . *Geophys. Res. Lett.* **1980**, *7*, 173-175.
- Leu, M. T. Rate constant for the reaction $BrO + NO \rightarrow Br + NO_2$. *Chem. Phys. Lett.* **1979**, *61*, 275-279.
- Leu, M. T. Rate constant for the reaction $HO_2 + NO \rightarrow OH + NO_2$. *J. Chem. Phys.* **1979**, *70*, 1662-1666.
- Leu, M. T. Rate constants for the reaction of OH with SO_2 at low pressure. *J. Phys. Chem.* **1982**, *86*, 4558-4562, doi:10.1021/j100220a021.
- Leu, M. T. Upper limits for the rate constant for the reaction $Br + H_2O_2 \rightarrow HBr + HO_2$. *Chem. Phys. Lett.* **1980**, *69*, 37-39.
- Leu, M.-T. Heterogeneous reaction of N_2O_5 with H_2O and HCl on ice surfaces: implications for Antarctic ozone depletion. *Geophys. Res. Lett.* **1988**, *15*, 851-854.
- Leu, M.-T. Laboratory studies of sticking coefficients and heterogeneous reactions important in the Antarctic stratosphere. *Geophys. Res. Lett.* **1988**, *15*, 17-20.
- Leu, M.-T.; DeMore, W. B. Rate constant for the reaction $ClO + NO \rightarrow Cl + NO_2$. *J. Phys. Chem.* **1978**, *82*, 2049-2052, doi:10.1021/j100508a001.
- Leu, M.-T.; DeMore, W. B. Rate constant for the reaction of atomic bromine with ozone. *Chem. Phys. Lett.* **1977**, *48*, 317-320.
- Leu, M.-T.; DeMore, W. B. Rate constants at 295 K for the reactions of atomic chlorine with H_2O_2 , HO_2 , O_3 , CH_4 and HNO_3 . *Chem. Phys. Lett.* **1976**, *41*, 121-124.
- Leu, M.-T.; Hatkeyama, S.; Hsu, K. J. Rate constants for reactions between atmospheric reservoir species. 1. HCl . *J. Phys. Chem.* **1989**, *93*, 5778-5784, doi:10.1021/j100352a026.
- Leu, M.-T.; Lin, C. L. Rate constants for the reactions of OH with ClO , Cl_2 , and Cl_2O at 298K. *Geophys. Res. Lett.* **1979**, *6*, 425-428.
- Leu, M.-T.; Moore, S. B.; Keyser, L. F. Heterogeneous reactions of chlorine nitrate and hydrogen chloride on Type I polar stratospheric clouds. *J. Phys. Chem.* **1991**, *95*, 7763-7771.
- Leu, M.-T.; Smith, R. H. Kinetics of the gas-phase reaction between hydroxyl and carbonyl sulfide over the temperature range 300-517 K. *J. Phys. Chem.* **1981**, *85*, 2570-2575, doi:10.1021/j150617a031.
- Leu, M.-T.; Smith, R. H. Rate constant for the reaction between OH and CS_2 at 298 and 520 K. *J. Phys. Chem.* **1982**, *86*, 958-961, doi:10.1021/j100395a024.
- Leu, M.-T.; Smith, R. H. Rate constants for the gas-phase reaction between hydroxyl and hydrogen sulfide over the temperature range 228-518 K. *J. Phys. Chem.* **1982**, *86*, 73-81, doi:10.1021/j100390a015.
- Leu, M.-T.; Timonen, R. S.; Keyser, L. F. Kinetics of the heterogeneous reaction $HNO_3(g) + NaBr(s) \leftrightarrow HBr(g) + NaNO_3(s)$. *J. Phys. Chem. A* **1997**, *101*, 278-282.
- Leu, M.-T.; Timonen, R. S.; Keyser, L. F.; Yung, Y. L. Heterogeneous reactions of $HNO_3(g) + NaCl(s) \leftrightarrow HCl(g) + NaNO_3(s)$ and $N_2O_5(g) + NaCl(s) \leftrightarrow ClNO_2(g) + NaNO_3(s)$. *J. Phys. Chem.* **1995**, *99*, 13203-13212, doi:10.1021/j100035a026.
- Leu, M.-T.; Yung, Y. L. Determination of $O_2(a^1\Delta_g)$ and $O_2(b^1\Sigma_g^+)$ yields in the reaction $O + ClO \rightarrow Cl + O_2$: Implications for photochemistry in the atmosphere of Venus. *Geophys. Res. Lett.* **1987**, *14*, 949-952.
- Leu, M.-T.; Zhang, R. Solubilities of $CH_3C(O)O_2NO_2$ and HO_2NO_2 in water and liquid H_2SO_4 . *Geophys. Res. Lett.* **1999**, *26*, 1129-1132.
- Lewin, A. G.; Johnson, D.; Price, D. W.; Marston, G. Aspects of the kinetics and mechanism of the gas-phase reactions of ozone with conjugated dienes. *Phys. Chem. Chem. Phys.* **2001**, *3*, 1253-1261, doi:10.1039/b010006o.
- Lewis, B. R.; Berzins, L.; Carver, J. H. Oscillator strengths for the Schumann-Runge bands of $^{16}O_2$. *J. Quant. Spectrosc. Radiat. Transfer* **1986**, *36*, 209-232.
- Lewis, B. R.; Berzins, L.; Carver, J. H.; Gibson, S. T. Rotational variation of predissociation linewidth in the Schumann-Runge bands of $^{16}O_2$. *J. Quant. Spectrosc. Radiat. Transfer* **1986**, *36*, 187-207.
- Lewis, B. R.; Vardavas, I. M.; Carver, J. H. The aeronomic dissociation of water vapor by solar H Lyman α radiation. *J. Geophys. Res.* **1983**, *88*, 4935-4940.
- Lewis, R. S.; Sander, S. P.; Wagner, S.; Watson, R. T. Temperature-dependent rate constants for the reaction of ground-state chlorine with simple alkanes. *J. Phys. Chem.* **1980**, *84*, 2009-2015, doi:10.1021/j100453a004.
- Lewis, R. S.; Tang, K. Y.; Lee, E. K. C. Photoexcited chemiluminescence spectroscopy: Detection of hydrogen atoms produced from single vibronic level photolysis of formaldehyde. *J. Chem. Phys.* **1976**, *65*, 2910-2911.
- Lewis, R. S.; Watson, R. T. Temperature dependence of the reaction $O(^3P) + OH(^2\Pi) \rightarrow O_2 + H$. *J. Phys. Chem.* **1980**, *84*, 3495-3503, doi:10.1021/j100463a002.
- Lewis, T. R.; Blitz, M. A.; Heard, D. E.; Seakins, P. W. Direct evidence for a substantive reaction between the Criegee intermediate, CH_2OO , and the water vapour dimer. *Phys. Chem. Chem. Phys.* **2015**, *17*, 4859-4863, doi:10.1039/c4cp04750h.

- Li, E. X.; Konan, I. M.; Lester, M. I.; McCoy, A. B. Spectroscopic characterization of peroxyxynitrous acid in cis-perp configurations. *J. Phys. Chem. A* **2006**, *110*, 5607-5613, doi:10.1021/jp056959w.
- Li, J.; Yang, J.; Mo, Y. X.; Lau, K. C.; Qian, X. M.; Song, Y.; Liu, J. B.; Ng, C. Y. Combined vacuum ultraviolet laser and synchrotron pulsed field ionization study of CH₂BrCl. *J. Chem. Phys.* **2007**, *126*, 184304, doi:10.1063/1.2730829.
- Li, P.; Perreau, K. A.; Covington, E.; Song, C. H.; Carmichael, G. R.; Grassian, V. H. Heterogeneous reactions of volatile organic compounds on oxide particles of the most abundant crustal elements: Surface reactions of acetaldehyde, acetone, and propionaldehyde on SiO₂, Al₂O₃, Fe₂O₃, TiO₂, and CaO. *J. Geophys. Res.* **2001**, *106*, 5517-5529.
- Li, Q., S. Lu, Y. Xie, P. V. R. Schleyer and H. F. Schaefer, III Molecular structures, thermochemistry, and electron affinities for dichlorine oxides: Cl₂O_n/Cl₂O_n⁻ (n = 1-4). *Int. J. Quant. Chem.* **2003**, *95*, 731-757, doi:10.1002/qua.10634.
- Li, Q.; Carter, R. T.; Huber, J. R. The photodissociation dynamics of nitric acid studied at 193 nm by LIF and REMPI-TOF methods. *Chem. Phys. Lett.* **2001**, *334*, 39-46.
- Li, Q.; Osborne, M. C.; Smith, I. W. M. Rate constants for the reactions of Cl atoms with HCOOH and with HOCO radicals. *Int. J. Chem. Kinet.* **2000**, *32*, 85-91.
- Li, S. P.; Matthews, J.; Sinha, A. Atmospheric hydroxyl radical production from electronically excited NO₂ and H₂O. *Science* **2008**, *319*, 1657-1660, doi:10.1126/science.1151443.
- Li, W. K.; Ng, C. Y. Gaussian-2 ab initio study of isomeric Cl₂O₂ and Cl₂O₂⁺ and their dissociation reactions. *J. Phys. Chem. A* **1997**, *101*, 113-115.
- Li, W.-K., and M. L. McKee Theoretical study of OH and H₂O addition to SO₂. *J. Phys. Chem. A* **1997**, *101*, 9778-9782.
- Li, Y. Q.; Davidovits, P.; Shi, Q.; Jayne, J. T.; Kolb, C. E.; Worsnop, D. R. Mass and thermal accommodation coefficients of H₂O(g) on liquid water as a function of temperature. *J. Phys. Chem. A* **2001**, *105*, 10627-10634, doi:10.1021/jp012758q.
- Li, Y. Q.; Zhang, H. Z.; Davidovits, P.; Jayne, J. T.; Kolb, C. E.; Worsnop, D. R. Uptake of HCl(g) and HBr(g) on ethylene glycol surfaces as a function of relative humidity and temperature. *J. Phys. Chem. A* **2002**, *106*, 1220-1227, doi:10.1021/jp012861f.
- Li, Z. J.; Jeong, G. R.; Person, E. Kinetics of reactions of OBrO with NO, O₃, OClO, and ClO at 240-350 K. *Int. J. Chem. Kinet.* **2002**, *34*, 430-437, doi:10.1002/kin.10069.
- Li, Z. J.; Wuebbles, R. D.; Pylawka, N. J. Rate constant measurement for the reaction of OClO with NO at 220-367 K. *Chem. Phys. Lett.* **2002**, *354*, 491-497.
- Li, Z.; Francisco, J. S. Dissociation dynamics of perhaloalkoxy radicals. *J. Am. Chem. Soc.* **1989**, *111*, 5660-5667, doi:10.1021/ja00197a024.
- Li, Z.; Friedl, R. R.; Moore, S. B.; Sander, S. P. Interaction of peroxyxynitric acid with solid H₂O-ice. *J. Geophys. Res.* **1996**, *101*, 6795-6802.
- Li, Z.; Friedl, R. R.; Sander, S. P. Kinetics of FO₂ with NO, NO₂, O₃, CH₄ and C₂H₆. *J. Phys. Chem.* **1995**, *99*, 13445-13451, doi:10.1021/j100036a019.
- Li, Z.; Friedl, R. R.; Sander, S. P. Kinetics of the HO₂ + BrO reaction over the temperature range 233-348 K. *J. Chem. Soc. Faraday Trans.* **1997**, 2683-2691.
- Li, Z.; Jeong, G.-R.; Hansen, J. C.; Good, D. A.; Francisco, J. S. Rate constant for the reactions of CF₃OCHF₂ with OH and Cl. *Chem. Phys. Lett.* **2000**, *320*, 70-76.
- Liberti, A.; Brocco, D.; Possanzini, M. Adsorption and oxidation of sulfur dioxide on particles. *Atmos. Environ.* **1978**, *12*, 255-261.
- Libuda, H. G. Spektroskopische und kinetische Untersuchungen an halogenierten Carbonylverbindungen von atmosphärischem Interesse. PhD-Thesis, University of Wuppertal, Germany, **1992**.
- Libuda, H. G.; Zabel, F. UV absorption cross sections of acetyl peroxyxynitrate and trifluoroacetyl peroxyxynitrate at 298 K. *Ber. Bunsenges. Phys. Chem.* **1995**, *99*, 1205-1213.
- Libuda, H. G.; Zabel, F.; Becker, K. H. "UV spectra of some organic chlorine and bromine compounds of atmospheric interest"; Kinetics and Mechanisms for the Reactions of Halogenated Organic Compounds in the Troposphere. STEP-HALOCSIDE/AFEAS WORKSHOP, **1991**, Dublin, Ireland.
- Libuda, H. G.; Zabel, F.; Fink, E. H.; Becker, K. H. Formyl chloride: UV absorption cross sections and rate constants for the reactions with Cl and OH. *J. Phys. Chem.* **1990**, *94*, 5860-5865.
- Lien, C.-Y.; Lin, W.-Y.; Chen, H.-Y.; Huang, W.-T.; Jin, B.; Chen, I.-C.; Lin, J. J. Photodissociation cross sections of ClOOCl at 248.4 and 266 nm. *J. Chem. Phys.* **2009**, *131*, 174301, doi:10.1063/1.3257682.
- Lightfoot, P. D.; Cox, R. A.; Crowley, J. N.; Destriau, M.; Hayman, G. D.; Jenkin, M. E.; Moortgat, G. K.; Zabel, F. Organic peroxy radicals: Kinetics, spectroscopy, and tropospheric chemistry. *Atmos. Environ.* **1992**, *26A*, 1805-1961.

- Lightfoot, P. D.; Cox, R. A.; Crowley, J. N.; Destriau, M.; Hayman, G. D.; Jenkin, M. E.; Moortgat, G. K.; Zabel, F. Organic peroxy radicals: Kinetics, spectroscopy, and tropospheric chemistry. *Atmos. Environ.* **1992**, *26A*, 1805-1961.
- Lightfoot, P. D.; Jemi-Alade, A. A. The temperature dependence of the UV spectra of the HO₂ and CH₃O₂ radicals. *J. Photochem. Photobiol. A: Chem.* **1991**, *59*, 1-10.
- Lightfoot, P. D.; Veyret, B.; Lesclaux, R. Flash photolysis study of the CH₃O₂ + HO₂ reaction between 248 and 573 K. *J. Phys. Chem.* **1990**, *94*, 708-714.
- Lightfoot, P. D.; Veyret, B.; Lesclaux, R. The rate constant for the HO₂ + HO₂ reaction at elevated temperatures. *Chem. Phys. Lett.* **1988**, *150*, 120-126.
- Lii, R.-R.; Gorse, R. A., Jr.; Sauer, M. C., Jr.; Gordon, S. Rate constant for the reaction of OH with HO₂. *J. Phys. Chem.* **1980**, *84*, 819-821, doi:10.1021/j100445a003.
- Lii, R.-R.; Sauer, M. C., Jr.; Gordon, S. Rate constant of the reaction of O(³P) with HO₂. *J. Phys. Chem.* **1980**, *84*, 817-819, doi:10.1021/j100445a002.
- Lii, R.-R.; Sauer, M. C., Jr.; Gordon, S. Temperature dependence of the gas-phase self-reaction of HO₂ in the presence of H₂O. *J. Phys. Chem.* **1981**, *85*, 2833-2834, doi:10.1021/j150619a027.
- Lilenfeld, H. V.; Richardson, R. J. Temperature dependence of the rate constant for the reaction between carbon monosulfide and atomic oxygen. *J. Chem. Phys.* **1977**, *67*, 3991-3997.
- Lim, K. P.; Michael, J. V. Thermal decomposition of COCl₂. *J. Phys. Chem.* **1994**, *98*, 211-215, doi:10.1021/j100052a035.
- Limão-Vieira, P.; Eden, S.; Kendall, P. A.; Mason, N. J.; Giuliani, A.; Heinesch, J.; Hubin-Franskin, M.-J.; Delwiche, J.; Hoffmann, S. V. An experimental study of SF₅CF₃ by electron energy loss spectroscopy, VUV photo-absorption and photoelectron spectroscopy. *Int. J. Mass Spectrom.* **2004**, *233*, 335-341, doi:10.1016/j.ijms.2004.01.008.
- Limão-Vieira, P.; Eden, S.; Kendall, P. A.; Mason, N. J.; Hoffmann, S. V. VUV photo-absorption cross-section for CCl₂F₂. *Chem. Phys. Lett.* **2002**, *364*, 535-541.
- Limão-Vieira, P.; Eden, S.; Mason, N. J. Absolute photo-absorption cross sections and electronic state spectroscopy of selected fluorinated hydrocarbons relevant to the plasma processing industry. *Radiation Phys. Chem.* **2003**, *68*, 187-192, doi:10.1016/S0969-806X(03)00278-0.
- Limão-Vieira, P.; Eden, S.; Mason, N. J.; Hoffmann, S. V. Electronic state spectroscopy of acetaldehyde, CH₃CHO, by high-resolution VUV photoabsorption. *Chem. Phys. Lett.* **2003**, *376*, 737-747, doi:10.1016/S0009-2614(03)01070-4.
- Limão-Vieira, P.; Kendall, P. A.; Eden, S.; Mason, N. J.; Heinesch, J.; Hubin-Franskin, M. J.; Delwiche, J.; Giuliani, A. Electron and photon induced processes in SF₅CF₃. *Radiation Phys. Chem.* **2003**, *68*, 193-197, doi:10.1016/S0969-806X(03)00279-2.
- Limão-Vieira, P.; Vasekova, E.; Giuliani, A.; Lourenço, J. M. C.; Santos, P. M.; Dufлот, D.; Hoffmann, S. V.; Mason, N. J.; Delwiche, J.; Hubin-Franskin, M.-J. Perfluorocyclobutane electronic state spectroscopy by high-resolution vacuum ultraviolet photoabsorption, electron impact, He I photoelectron spectroscopy, and *ab initio* calculations. *Phys. Rev. A* **2007**, *76*, 032509, doi:10.1103/PhysRevA.76.032509.
- Lin, C. L. Extinction coefficients of chlorine monoxide and chlorine heptoxide. *J. Chem. Eng. Data* **1976**, *21*, 411-413.
- Lin, C. L. Temperature dependence of the rate constant for the reaction OH + H₂S. *Int. J. Chem. Kinet.* **1982**, *14*, 593-598.
- Lin, C. L.; DeMore, W. B. O(¹D) production in ozone photolysis near 3100 Å. *J. Photochem.* **1973/74**, *2*, 161-164.
- Lin, C. L.; Leu, M. T. Temperature and third-body dependence of the rate constant for the reaction O + O₂ + M → O₃ + M. *Int. J. Chem. Kinet.* **1982**, *14*, 417-434.
- Lin, C. L.; Leu, M. T.; DeMore, W. B. Rate constant for the reaction of atomic chlorine with methane. *J. Phys. Chem.* **1978**, *82*, 1772-1777, doi:10.1021/j100505a002.
- Lin, C. L.; Rohatgi, N. K.; DeMore, W. B. Ultraviolet absorption cross sections of hydrogen peroxide. *Geophys. Res. Lett.* **1978**, *5*, 113-115.
- Lin, C.-L.; Parkes, D. A.; Kaufman, F. Oscillator strength of the resonance transitions of ground-state N and O. *J. Chem. Phys.* **1970**, *53*, 3896-3900.
- Lin, J. J.; Huang, D. W.; Lee, Y. T.; Yang, X. Photodissociation of O₂ at 157 nm: Experimental observation of anisotropy mixing in the O₂ + hv → O(³P) + O(³P) channel. *J. Chem. Phys.* **1998**, *109*, 1758-1762.
- Lin, Y.-L.; Wang, N.-S.; Lee, Y.-P. Temperature dependence of the rate constant for the reaction OH + H₂S in He, N₂, and O₂. *Int. J. Chem. Kinet.* **1985**, *17*, 1201-1214.
- Lind, J. A.; Kok, G. L. Correction to "Henry's law determinations for aqueous solutions of hydrogen peroxide, methylhydroperoxide, and peroxyacetic acid". *J. Geophys. Res.* **1994**, *99*, 21119.
- Lind, J. A.; Kok, G. L. Henry's law determinations for aqueous solutions of hydrogen peroxide, methylhydroperoxide, and peroxyacetic acid. *J. Geophys. Res.* **1986**, *91*, 7889-7895.

- Lindeman, T. G.; Wiesenfeld, J. R. Photodissociation of Br₂ in the visible continuum. *J. Chem. Phys.* **1979**, *70*, 2882-2888.
- Lippmann, H. H.; Jesser, B.; Schurath, U. The rate constant of NO + O₃ → NO₂ + O₂ in the temperature range of 283–443 K. *Int. J. Chem. Kinet.* **1980**, *12*, 547-554.
- Lipscomb, F. J.; Norrish, R. G. W.; Thrush, B. A. The study of energy transfer by kinetic spectroscopy I. The production of vibrationally excited oxygen. *Proc. Roy. Soc. London A* **1956**, *233*, 455-464.
- Lipson, J. B.; Beiderhase, T. W.; Molina, L. T.; Molina, M. J.; Olzmann, M. Production of HCl in the OH + ClO reaction: Laboratory measurements and statistical rate theory calculations. *J. Phys. Chem. A* **1999**, *103*, 6540-6551.
- Lipson, J. B.; Elrod, M. J.; Beiderhase, T. W.; Molina, L. T.; Molina, M. J. Temperature dependence of the rate constant and branching ratio for the OH + ClO reaction. *J. Chem. Soc. Faraday Trans.* **1997**, *93*, 2665-2673.
- Lissi, E.; Heicklen, J. The photolysis of ozone. *J. Photochem.* **1972**, *1*, 39-68.
- Litorja, M.; Ruscic, B. A photoionization study of the hydroperoxyl radical, HO₂, and hydrogen peroxide, H₂O₂. *J. Electron. Spec. Rel. Phenom.* **1998**, *97*, 131-146.
- Littlejohn, D.; Johnston, H. S. Rate constant for the reaction of hydroxyl radicals and peroxyxynitric acid. *EOS* **1980**, *61*, 966.
- Liu, A.; Mulac, W. A.; Jonah, C. D. Pulse radiolysis study of the gas-phase reaction of OH radicals with vinyl chloride at 1 atm and over the temperature range 313-1173 K. *J. Phys. Chem.* **1989**, *93*, 4092-4094, doi:10.1021/j100347a043.
- Liu, A.; Mulac, W. A.; Jonah, C. D. Temperature dependence of the rate constants of the reactions of OH radicals with C₂H₂ and C₂D₂ at 1 atm in Ar and from 333 to 1273 K. *J. Phys. Chem.* **1988**, *92*, 5942-5945, doi:10.1021/j100332a020.
- Liu, C.; Ma, Q.; Liu, Y.; Ma, J.; He, H. Synergistic reaction between SO₂ and NO₂ on mineral oxides: a potential formation pathway of sulfate aerosol. *Phys. Chem. Chem. Phys.* **2012**, *14*, 1668-1676, doi:10.1039/c1cp22217a.
- Liu, J. Y.; Barker, J. R. On the chaperon mechanism: Application to ClO + ClO (+N₂) → ClOOCI (+N₂). *J. Phys. Chem. A* **2007**, *111*, 8689-8698, doi:10.1021/jp072978p.
- Liu, J.; Yu, Y.; Mu, Y.; He, H. Mechanism of heterogeneous oxidation of carbonyl sulfide on Al₂O₃: an *in situ* diffuse reflectance infrared fourier transform spectroscopy investigation. *J. Phys. Chem. B* **2006**, *110*, 3225-3230, doi:10.1021/jp055646y.
- Liu, R.; Huie, R. E.; Kurylo, M. J. Rate constants for the reactions of the OH radical with some hydrochlorofluorocarbons over the temperature range 270-400 K. *J. Phys. Chem.* **1990**, *94*, 3247-3249.
- Liu, Y.; Bayes, K. D.; Sander, S. P. Measuring rate constants for reactions of the simplest Criegee intermediate (CH₂OO) by monitoring the OH radical. *J. Phys. Chem. A* **2014**, *118*, 741-747, doi:10.1021/jp407058b.
- Liu, Y.; Cain, J. P.; Wang, H.; Laskin, A. Kinetic study of heterogeneous reaction of deliquesced NaCl particles with gaseous HNO₃ using particle-on-substrate stagnation flow reactor approach. *J. Phys. Chem. A* **2007**, *111*, 10026-10043, doi:10.1021/jp072978p.
- Liu, Y.; He, H.; Mu, Y. Heterogeneous reactivity of carbonyl sulfide on α-Al₂O₃ and γ-Al₂O₃. *Atmos. Environ.* **2008**, *42*, 960-969, doi:10.1016/j.atmosenv.2007.10.007.
- Liu, Y.; Ma, Q.; He, H. Comparative study of the effect of water on the heterogeneous reactions of carbonyl sulfide on the surface of α-Al₂O₃ and MgO. *Atmos. Chem. Phys.* **2009**, *9*, 6273-6286.
- Liu, Y.; Sander, S. P. Rate constants for the OH + CO reaction over the temperature range 193-296 K. *J. Phys. Chem. A* **2015**, *to be submitted*.
- Livingston, F. E.; Finlayson-Pitts, B. J. The reaction of gaseous N₂O₅ with solid NaCl at 298 K: Estimated lower limit to the reaction probability and its potential role in tropospheric and stratospheric chemistry. *Geophys. Res. Lett.* **1991**, *18*, 17-21.
- Liyanage, R.; Yang, Y.-A.; Hashimoto, S.; Gordon, R. J.; Field, R. W. Electronic control of the spin-orbit branching ratio in the photodissociation and predissociation of HCl. *J. Chem. Phys.* **1995**, *103*, 6811-6814.
- Lloyd, A. C.; Darnall, K. R.; Winer, A. M.; Pitts Jr., J. N. Relative rate constants for the reactions of OH radicals with isopropyl alcohol, diethyl and di-*n*-propyl ether at 305 ± 2 K. *Chem. Phys. Lett.* **1976**, *42*, 205-209.
- Lloyd, A. C.; Darnall, K. R.; Winer, A. M.; Pitts, J. N., Jr. Relative rate constants for reaction of the hydroxyl radical with a series of alkanes, alkenes, and aromatic hydrocarbons. *J. Phys. Chem.* **1976**, *80*, 789-794.
- Lo, J. M. H.; Ziegler, T.; Clark, P. D. SO₂ adsorption and transformations on γ-Al₂O₃ surfaces: A density functional theory study. *J. Phys. Chem. C* **2010**, *114*, 10444-10454, doi:10.1021/jp910895g.
- Locht, R.; Leyh, B.; Jochims, H. W.; Baumgärtel, H. The vacuum UV photoabsorption spectrum of methyl bromide (CH₃Br) and its perdeuterated isotopomer CD₃Br: a Rydberg series analysis. *Chem. Phys.* **2005**, *317*, 73-86, doi:10.1016/j.chemphys.2005.06.002.

- Lock, M.; Barmes, R. J.; Sinha, A. Near-threshold photodissociation dynamics of HOBr: Determination of product state distribution, vector correlation, and heat of formation. *J. Phys. Chem.* **1996**, *100*, 7972-7980, doi:10.1021/jp9532428.
- Lodders, K. Revised and updated thermochemical properties of the gases mercapto (HS), disulfur monoxide (S₂O), thiazyl (NS), and thioxophosphino (PS). *J. Phys. Chem. Ref. Data* **2004**, *33*, 357-367, doi:10.1063/1.1611178.
- Loerting, T.; Voegelé, A. F.; Tautermann, C. S.; Liedl, K. R.; Molina, L. T.; Molina, M. J. Modeling the heterogeneous reaction probability for chlorine nitrate hydrolysis on ice. *J. Geophys. Res.* **2006**, *111*, D14307, doi:10.1029/2006JD007065.
- Loewenstein, L. M.; Anderson, J. G. Rate and product measurements for the reactions of OH with Cl₂, Br₂, and BrCl at 298 K. Trend interpretations. *J. Phys. Chem.* **1984**, *88*, 6277-6286, doi:10.1021/j150669a045.
- Loewenstein, L. M.; Anderson, J. G. Rate and product measurements for the reactions of OH with I₂ and ICl at 298 K: Separation of gas-phase and surface reaction components. *J. Phys. Chem.* **1985**, *89*, 5371-5379, doi:10.1021/j100271a012.
- Loison, J.-C.; Daranlot, J.; Bergeat, A.; Caralp, F.; Mereau, R.; Hickson, K. M. Gas-phase kinetics of hydroxyl radical reactions with C₃H₆ and C₄H₈: Product branching ratios and OH addition site-specificity. *J. Phys. Chem. A* **2010**, *114*, 13326-13336, doi:10.1021/jp107217.
- Longfellow, C. A.; Imamura, T.; Ravishankara, A. R.; Hanson, D. R. HONO solubility and heterogeneous reactivity on sulfuric acid surfaces. *J. Phys. Chem. A* **1998**, *102*, 3323-3332.
- Longfellow, C. A.; Ravishankara, A. R.; Hanson, D. R. Reactive and nonreactive uptake on hydrocarbon soot: HNO₃, O₃, and N₂O₅. *J. Geophys. Res.* **2000**, *105*, 24345-24350.
- Longfellow, C. A.; Ravishankara, A. R.; Hanson, D. R. Reactive uptake on hydrocarbon soot: Focus on NO₂. *J. Geophys. Res.* **1999**, *104*, 13833.
- Lopez-Hilfiker, F. D.; Constantin, K.; Kercher, J. P.; Thornton, J. A. Temperature dependent halogen activation by N₂O₅ reactions on halide-doped ice surfaces. *Atmos. Chem. Phys.* **2012**, *12*, 5237-5247, doi:10.5194/acp-12-5237-2012.
- Lopez, M. I.; Sicre, J. E. Physicochemical properties of chlorine oxides. 1. Composition, ultraviolet spectrum, and kinetics of the thermolysis of gaseous dichlorine hexoxide. *J. Phys. Chem.* **1990**, *94*, 3860-3863.
- Lopez, M. I.; Sicre, J. E. Ultraviolet spectrum of chlorine perchlorate. *J. Phys. Chem.* **1988**, *92*, 563-564, doi:10.1021/j100313a062.
- Lorenz, K.; Rhäsa, D.; Zellner, R.; Fritz, B. Laser photolysis - LIF kinetic studies of the reactions of CH₃O and CH₂CHO with O₂ between 300 K and 500 K. *Ber. Bunsenges. Phys. Chem.* **1985**, *89*, 341-342.
- Lorenzen-Schmidt, H.; Weller, R.; Schrems, O. Kinetics and mechanisms of the reactions of O(¹D) atoms with CF₃Br and CF₃BrCF₂Br in the gas phase and in solid argon matrices. *Ber. Bunsenges. Phys. Chem.* **1994**, *98*, 1622-1629.
- Louge, M. Y.; Hanson, R. K. *Twentieth Symposium (International) on Combustion* **1984**, 665-672.
- Louis, F.; Černušák, I.; Canneaux, S.; Mečiarová, K. Atmospheric reactivity of CH₃I and CH₂I₂ with OH radicals: A comparative study of the H- versus I-abstraction. *Comp. Theor. Chem.* **2011**, *965*, 275-284, doi:10.1016/j.theochem.2010.09.022.
- Louis, F.; Talhaoui, A.; Sawerysyn, J.-P.; Rayez, M.-T.; Rayez, J.-C. Rate coefficients for the gas phase reactions of CF₃CH₂F (HFC-134a) with chlorine and fluorine atoms: experimental and ab initio theoretical studies. *J. Phys. Chem. A* **1997**, *101*, 8503-8507.
- Loukhovitskaya, E.; Bedjanian, Y.; Morozov, I.; Le Bras, G. Laboratory study of the interaction of HO₂ radicals with the NaCl, NaBr, MgCl₂•6H₂O and sea salt surfaces. *Phys. Chem. Chem. Phys.* **2009**, *11*, 7896-7905, doi:10.1039/b906300e.
- Lovejoy, E. R. Kinetics and thermodynamics of the gas phase reaction SO₃ + NH₃ + N₂ ↔ H₃NSO₃ + N₂. *J. Phys. Chem. A* **1997**, *101*, 4950-4953.
- Lovejoy, E. R.; Hanson, D. R. Kinetics and products of the reaction SO₃ + NH₃ + N₂. *J. Phys. Chem.* **1996**, *100*, 4459-4465.
- Lovejoy, E. R.; Hanson, D. R.; Huey, L. G. Kinetics and products of the gas-phase reaction of SO₃ with water. *J. Phys. Chem.* **1996**, *100*, 19911-19916.
- Lovejoy, E. R.; Huey, L. G.; Hanson, D. R. Atmospheric fate of CF₃OH 2: Heterogeneous reaction. *J. Geophys. Res.* **1995**, *100*, 18,775-718,780.
- Lovejoy, E. R.; Kroeger, K. S.; Ravishankara, A. R. The kinetics of the CS₂OH + O₂ reaction. *Chem. Phys. Lett.* **1990**, *167*, 183-187.
- Lovejoy, E. R.; Murrells, T. P.; Ravishankara, A. R.; Howard, C. J. Oxidation of CS₂ by reaction with OH. 2. Yields of HO₂ and SO₂ in oxygen. *J. Phys. Chem.* **1990**, *94*, 2386-2393.
- Lovejoy, E. R.; Ravishankara, A. R.; Howard, C. J. Yield of ¹⁶O¹⁸O from the ¹⁸OH initiated oxidation of CS₂ in ¹⁶O₂. *Int. J. Chem. Kinet.* **1994**, *26*, 551-560.

- Lovejoy, E. R.; Wang, N. S.; Howard, C. J. Kinetic studies of the reactions of HSO with NO₂, NO, and O₂. *J. Phys. Chem.* **1987**, *91*, 5749-5755.
- Lozovsky, V. A.; Ioffe, M. A.; Sarkisov, O. M. On the reaction of the NH₂ radical with oxygen. *Chem. Phys. Lett.* **1984**, *110*, 651-654.
- Lu, C.-W.; Wu, Y.-J.; Lee, Y.-P.; Zhu, R. S.; Lin, M. C. Experimental and theoretical investigations of rate coefficients of the reaction S(³P) + O₂ in the temperature range 298-878 K. *J. Chem. Phys.* **2004**, *121*, 8271-8278, doi:10.1063/1.1792611.
- Lu, E. C. C.; Iyer, R. S.; Rowland, F. S. Reaction rates for thermal chlorine atoms with H₂S from 232 to 359 K by a radiochemical technique. *J. Phys. Chem.* **1986**, *90*, 1988-1990, doi:10.1021/j100401a002.
- Lu, Y.-J.; Lee, L.; Pan, J.-W.; Witek, H. A.; Lin, J. J. Dynamics of the F₂ + CH₃SCH₃ reaction: A molecule-molecule reaction without entrance barrier. *J. Chem. Phys.* **2007**, *127*, 101101, doi:10.1063/1.2780145.
- Lu, Y.-J.; Lee, L.; Pan, J.-W.; Xie, T.; Witek, H. A.; Lin, J. J. Barrierless reactions between two closed-shell molecules. I. Dynamics of F₂ + CH₃SCH₃ reaction. *J. Chem. Phys.* **2008**, *128*, 104317, doi:10.1063/1.2837801.
- Lucazeau, G.; Sandorfy, C. On the far-ultraviolet spectra of some simple aldehydes. *J. Mol. Spectrosc.* **1970**, *35*, 214-231.
- Luick, T. J.; Heckbert, R. W.; Schultz, K.; Disselkamp, R. S. Nitrosyl and nitril chloride formation in H₂SO₄/HNO₃/H₂O/HCl solutions at 200 K. *J. Atmos. Chem.* **1999**, *32*, 315-325.
- Luke, W. T.; Dickerson, R. R.; Nunnermacker, L. J. Direct measurements of the photolysis rate coefficients and Henry's law constants of several alkyl nitrates. *J. Geophys. Res.* **1989**, *94*, 14905-14921.
- Luo, B.; Carslaw, K. S.; Peter, T.; Clegg, S. L. Vapor pressures of H₂SO₄/HNO₃/HCl/HBr/H₂O solutions to low stratospheric temperatures. *Geophys. Res. Lett.* **1995**, *22*, 247-250.
- Luo, Y. R.; Benson, S. W. Heats of formation of alkyl fluorides. *J. Phys. Chem. A* **1997**, *101*, 3042-3044.
- Luther, K.; Oum, K.; Troe, J. Study of the recombination reaction CCl₃ + O₂ (+M) → CCl₃O₂ (+M) at pressures of 2-900 bar and temperatures of 260-346 K. *J. Phys. Chem. A* **2001**, *105*, 5535-5541, doi:10.1021/jp003844d.
- Lyman, J. Thermodynamic properties of dioxygen difluoride (O₂F₂) and dioxygen fluoride (O₂F). *J. Phys. Chem. Ref. Data* **1989**, *18*, 799-807, doi:10.1063/1.555830.
- Lyman, J.; Holland, R. Oxygen fluoride chemical kinetics. *J. Phys. Chem.* **1988**, *92*, 7232-7241, doi:10.1021/j100337a015.

M

[Back to Index](#)

- Ma, Q.; Liu, Y.; He, H. Synergistic effect between NO₂ and SO₂ in their adsorption and reaction on γ-alumina. *J. Phys. Chem. A* **2008**, *112*, 6630-6635, doi:10.1021/jp802025z.
- Mack, G. P. R.; Thrush, B. Reaction of oxygen atoms with carbonyl compounds Part 1.-Formaldehyde. *J. Chem. Soc. Faraday Trans. 1* **1973**, *69*, 208-215.
- Mack, G. P. R.; Thrush, B. Reaction of oxygen atoms with carbonyl compounds Part 2.-Acetaldehyde. *J. Chem. Soc. Faraday Trans. 1* **1974**, *70*, 173-186.
- MacLeod, H.; Aschmann, S. M.; Atkinson, R.; Tuazon, E. C.; Sweetman, J. A.; Winer, A. M.; Pitts, J. N., Jr. Kinetics and mechanisms of the gas phase reactions of the NO₃ radical with a series of reduced sulfur compounds. *J. Geophys. Res.* **1986**, *91*, 5338-5346.
- MacLeod, H.; Balestra, C.; Jourdain, J. L.; Laverdet, G.; Le Bras, G. Kinetic study of the reaction OH + HI by laser photolysis-resonance fluorescence. *Int. J. Chem. Kinet.* **1990**, *22*, 1167-1176.
- MacLeod, H.; Jourdain, J. L.; Poulet, G.; Le Bras, G. Kinetic study of reactions of some organic sulfur compounds with OH radicals. *Atmos. Environ.* **1984**, *18*, 2621-2626.
- MacLeod, H.; Poulet, G.; Le Bras, G. Etude cinétique des réactions du radical OH avec CH₃SCH₃, CH₃SH et C₂H₅SH. *J. Chim. Phys.* **1983**, *80*, 287-292.
- MacLeod, H.; Smith, G. P.; Golden, D. M. Photodissociation of pernitric acid (HO₂NO₂) at 248 nm. *J. Geophys. Res.* **1988**, *93*, 3813-3823.
- Maerefat, M.; Akamatsu, T.; Fujikawa, S. Non-equilibrium condensation of water and carbontetrachloride vapor in a shock tube. *Experiments in Fluids* **1990**, *9*, 345-351.
- Magee, N.; Moyle, A. M.; Lamb, D. Experimental determination of the deposition coefficient of small cirrus-like ice crystals near -50 °C. *Geophys. Res. Lett.* **2006**, *33*, L17813, doi:10.1029/2006GL026665.
- Magi, L.; Schweitzer, F.; Pallares, C.; Cherif, S.; Mirabel, P.; George, C. Investigation of the uptake rate of ozone and methyl hydroperoxide by water surfaces. *J. Phys. Chem. A* **1997**, *4*, 4943-4948.
- Magneron, I.; Mellouki, A.; Le Bras, G. Photolysis and OH-initiated oxidation of glycolaldehyde under atmospheric conditions. *J. Phys. Chem. A* **2005**, *109*, 4552-4561, doi:10.1021/jp044346y.
- Magneron, I.; Mellouki, A.; Le Bras, G.; Moortgat, G. K.; Horowitz, A.; Wirtz, K. Photolysis and OH-initiated oxidation of glycolaldehyde under atmospheric conditions. *J. Phys. Chem. A* **2005**, *109*, 4552-4561, doi:10.1021/jp044346y.

- Magneron, I.; Thévenet, R.; Mellouki, A.; Le Bras, G.; Moortgat, G. K.; Wirtz, K. A study of the photolysis and OH-initiated oxidation of acrolein and *trans*-crotonaldehyde. *J. Phys. Chem. A* **2002**, *106*, 2526-2537, doi:10.1021/jp013413a.
- Magnotta, F.; Johnston, H. S. Photodissociation quantum yields for the NO₃ free radical. *Geophys. Res. Lett.* **1980**, *7*, 769-772.
- Maguin, F.; Laverdet, G.; Le Bras, G.; Poulet, G. Kinetic study of the reactions IO + HO₂ and IO + NO₂ at 298 K. *J. Phys. Chem.* **1992**, *96*, 1775-1780, doi:10.1021/j100183a052.
- Maguin, F.; Mellouki, A.; Laverdet, G.; Poulet, G.; Le Bras, G. Kinetics of the reactions of the IO radical with dimethyl sulfide, methanethiol, ethylene, and propylene. *Int. J. Chem. Kinet.* **1991**, *23*, 237-245.
- Mahmud, K.; Kim, J. S.; Fontijn, A. A high-temperature photochemical kinetics study of the O + HCl reaction from 350 K to 1480 K. *J. Phys. Chem.* **1990**, *94*, 2994-2998.
- Majer, J. R.; Simons, J. P. Photochemical processes in halogenated compounds. In *Advances in Photochemistry*; Interscience, **1964**; Vol. 2; pp 137-181.
- Makeev, G. N.; Sinyanskii, V. F.; Smirnov, B. M. Absorption spectra of certain fluorides in the near ultraviolet region. *Doklady Phys. Chem.* **1975**, *222*, 452-455.
- Malanca, F. E.; Chiappero, M. S.; Argüello, G. A.; Wallington, T. J. Trifluoro methyl peroxyxynitrate (CF₃OONO₂): Temperature dependence of the UV absorption spectrum and atmospheric implications. *Atmos. Environ.* **2005**, *39*, 5051-5057, doi:10.1016/j.atmosenv.2005.05.026.
- Malicet, J.; Brion, J.; Daumont, D. Temperature dependence of the absorption cross-section of ozone at 254 nm. *Chem. Phys. Lett.* **1989**, *158*, 293-296.
- Malicet, J.; Daumont, D.; Charbonnier, J.; Parisse, C.; Chakir, A.; Brion, J. Ozone UV spectroscopy. II. Absorption cross-sections and temperature dependence. *J. Atmos. Chem.* **1995**, *21*, 263-273.
- Maloney, K. K.; Palmer, H. B. Low-pressure thermal decomposition of ONBr and ONCl in shock waves. *Int. J. Chem. Kinet.* **1973**, *5*, 1023-1037.
- Man, S.-Q.; Kwok, W. M.; Phillips, D. L.; Johnson, A. E. Short-time photodissociation dynamics of A-band and B-band bromiodomethane in solution: An examination of bond selective electronic excitation. *J. Chem. Phys.* **1996**, *105*, 5842-5857.
- Manatt, S. L.; Lane, A. L. A compilation of the absorption cross-sections of SO₂ from 106 to 403 nm. *J. Quant. Spectrosc. Radiat. Transfer* **1993**, *50*, 267-276.
- Mandelman, M.; Nicholls, R. W. The absorption cross sections and *f*-values for the v" = 0 progression of bands and associated continuum for the ClO(A²Π_i ← X²Π_i) system. *J. Quant. Spectrosc. Radiat. Transfer* **1977**, *17*, 483-491.
- Mandin, J.-Y.; Chevillard, J.-P.; Camy-Peyret, C.; Flaud, J.-M.; Brault, J. W. The high-resolution spectrum of water vapor between 13200 and 16500 cm⁻¹. *J. Mol. Spectrosc.* **1986**, *116*, 167-190.
- Manion, J. A. Evaluated enthalpies of formation of the stable closed shell C1 and C2 chlorinated hydrocarbons. *J. Phys. Chem. Ref. Data* **2002**, *31*, 123-172.
- Manion, J. A.; Fittschen, C. M.; Golden, D. M.; Williams, L. R.; Tolbert, M. A. Heterogeneous reactions of chlorine nitrate and dinitrogen pentoxide on sulfuric acid surfaces representative of global stratospheric aerosol particles. *Israel J. Chem.* **1994**, *34*, 355-363.
- Manning, R. G.; Braun, W.; Kurylo, M. J. The effect of infrared laser excitation on reaction dynamics: O + C₂H₄[‡] and O + OCS[‡]. *J. Chem. Phys.* **1976**, *65*, 2609-2615.
- Manning, R. G.; Kurylo, M. J. Flash photolysis resonance fluorescence investigation of the temperature dependencies of the reactions of Cl(²P) atoms with CH₄, CH₃Cl, CH₃F, CH₃F[‡], and C₂H₆. *J. Phys. Chem.* **1977**, *81*, 291-296, doi:10.1021/j100519a003.
- Manzanares, E. R.; Suto, M.; Lee, L. C.; Coffey, D. Reaction rate constant of HO₂ + O₃ measured by detecting HO₂ from photofragment fluorescence. *J. Chem. Phys.* **1986**, *85*, 5027-5034, doi:10.1063/1.451692.
- Mao, W.-X.; Long, Z.-W.; Long, B.; Wang, Y.-B.; Long, C.-Y.; Qin, S.-J. Theoretical study on the gas phase reaction of dimethyl sulfoxide with atomic chlorine in the presence of water. *Struct. Chem.* **2013**, *24*, 383-392, doi:10.1007/s11224-012-0086-z.
- Marek, R.; Straub, J. Analysis of the evaporation coefficient and the condensation coefficient of water. *Int. J. Heat Mass Transfer* **2001**, *44*, 39-53.
- Margitan, J. J. Chlorine nitrate photochemistry. Photolysis products and kinetics of the reaction Cl + ClONO₂ → Cl₂ + NO₃. *J. Phys. Chem.* **1983**, *87*, 674-679, doi:10.1021/j100227a029.
- Margitan, J. J. Kinetics of the reaction O + ClO → Cl + O₂. *J. Phys. Chem.* **1984**, *88*, 3638-3643, doi:10.1021/j150660a052.
- Margitan, J. J. Mechanism of the atmospheric oxidation of sulfur dioxide. Catalysis by hydroxyl radicals. *J. Phys. Chem.* **1984**, *88*, 3314-3318, doi:10.1021/j150659a035.
- Margitan, J. J.; Watson, R. T. Kinetics of the reaction of hydroxyl radicals with nitric acid. *J. Phys. Chem.* **1982**, *86*, 3819-3824, doi:10.1021/j100216a022.

- Maria, H. J.; McDonald, J. R.; McGlynn, S. R. Electronic absorption spectrum of nitrate ion and boron trihalides. *J. Am. Chem. Soc.* **1973**, *95*, 1050-1056.
- Maric, D.; Burrows, J. P. Analysis of the UV absorption spectrum of ClO: a comparative study of four methods for spectral computations. *J. Quant. Spectrosc. Radiat. Transfer* **1999**, *62*, 345-369.
- Maric, D.; Burrows, J. P. Formation of N₂O in the photolysis/photoexcitation of NO, NO₂ and air. *J. Photochem. Photobiol. A: Chem.* **1992**, *66*, 291-312.
- Maric, D.; Burrows, J. P.; Meller, R.; Moortgat, G. K. A study of the UV-visible absorption spectrum of molecular chlorine. *J. Photochem. Photobiol. A: Chem.* **1993**, *70*, 205-214.
- Maric, D.; Burrows, J. P.; Moortgat, G. K. A Study of the UV-visible absorption spectra of Br₂ and BrCl. *J. Photochem. Photobiol. A: Chem.* **1994**, *83*, 179-192.
- Maric, D.; Crowley, J. N.; Burrows, J. P. Application of a Gaussian distribution function to describe molecular UV-visible absorption continua. 2. The UV spectra of RO₂• radicals. *J. Phys. Chem.* **1997**, *101*, 2561-2567.
- Maricq, M. M., personal communication.
- Maricq, M. M.; Szente, J. J. A kinetic study of the reaction between ethylperoxy radicals and HO₂. *J. Phys. Chem.* **1994**, *98*, 2078-2082, doi:10.1021/j100059a016.
- Maricq, M. M.; Szente, J. J. Flash photolysis-time-resolved UV absorption study of the reactions CF₃H + F → CF₃ + HF and CF₃O₂ + CF₂O₂ → products. *J. Phys. Chem.* **1992**, *96*, 4925-4930.
- Maricq, M. M.; Szente, J. J. Kinetics of the reaction between ethylperoxy radicals and nitric oxide. *J. Phys. Chem.* **1996**, *100*, 12374-12379, doi:10.1021/jp9607935.
- Maricq, M. M.; Szente, J. J. The 193 and 248 nm photodissociation of CF₃C(O)Cl. *J. Phys. Chem.* **1995**, *99*, 4554-4557, doi:10.1021/j100013a028.
- Maricq, M. M.; Szente, J. J. The CH₃C(O)O₂ radical. Its UV spectrum, self-reaction kinetics, and reaction with CH₃O₂. *J. Phys. Chem.* **1996**, *100*, 4507-4513.
- Maricq, M. M.; Szente, J. J. The UV spectrum of acetyl and the kinetics of the chain reaction between acetaldehyde and chlorine. *Chem. Phys. Lett.* **1996**, *253*, 333-339.
- Maricq, M. M.; Szente, J. J. Upper limits for the rate constants of the reactions CF₃O + O₃ → CF₃O₂ + O₂ and CF₃O₂ + O₃ → CF₃O + 2O₂. *Chem. Phys. Lett.* **1993**, *213*, 449-456.
- Maricq, M. M.; Szente, J. J.; Kaiser, E. W. A diode laser study of the Cl + C₂H₅ reaction. *J. Phys. Chem.* **1993**, *97*, 7970-7977.
- Maricq, M. M.; Szente, J. J.; Kaiser, E. W.; Shi, J. Reaction of chlorine atoms with methylperoxy and ethylperoxy radicals. *J. Phys. Chem.* **1994**, *98*, 2083-2089, doi:10.1021/j100059a017.
- Maricq, M. M.; Wallington, T. J. Absolute ultraviolet cross sections of methyl and ethyl peroxy radicals. *J. Phys. Chem.* **1992**, *96*, 982-986, doi:10.1021/j100181a081.
- Marinelli, W. J.; Johnston, H. S. Quantum yield for NO₃ production from photolysis of ClONO₂. *Chem. Phys. Lett.* **1982**, *93*, 127-132.
- Marinelli, W. J.; Johnston, H. S. Reaction rates of hydroxyl radical with nitric acid and with hydrogen peroxide. *J. Chem. Phys.* **1982**, *77*, 1225-1234.
- Marinelli, W. J.; Swanson, D. M.; Johnston, H. S. Absorption cross sections and line shape for the NO₃(0-0) band. *J. Chem. Phys.* **1982**, *76*, 2864-2870.
- Markert, F.; Nielsen, O. J. The reactions of OH radicals with chloroalkanes in the temperature range 295-360 K. *Chem. Phys. Lett.* **1992**, *194*, 123-127.
- Markwalder, B.; Gozel, P.; van den Bergh, H. Temperature-jump measurements on the kinetics of association and dissociation in weakly bound systems: N₂O₄ + M = NO₂ + NO₂ + M. *J. Chem. Phys.* **1992**, *97*, 5472-5479.
- Marling, L. Isotope separation of oxygen-17, oxygen-18, carbon-13, and deuterium by ion laser induced formaldehyde photopredissociation. *J. Chem. Phys.* **1977**, *66*, 4200-4225.
- Marshall, P. Computational studies of the thermochemistry of the atmospheric iodine reservoirs HOI and IONO₂. *Advances in Quantum Chemistry* **2008**, 159-175.
- Marshall, P.; Narayan, A. S.; Fontijn, A. Kinetic and thermochemical studies of the recombination reaction Na + O₂ + N₂ from 590 to 1515 K by a modified high-temperature photochemistry technique. *J. Phys. Chem.* **1990**, *94*, 2998-3004.
- Marshall, P.; Srinivas, G. N.; Schwartz, M. A computational study of the thermochemistry of bromine- and iodine-containing methanes and methyl radicals. *J. Phys. Chem. A* **2005**, *109*, 6371-6379, doi:10.1021/jp0518052.
- Marston, G.; Walker, I. C.; Mason, N. J.; Gingell, J. M.; Zhao, H.; Brown, K. L.; Motte-Tollet, F.; Delwiche, J.; Sigel, M. R. F. Photoabsorption and near-threshold electron energy-loss spectroscopy of OClO. *J. Phys. B: At. Mol. Phys.* **1998**, *31*, 3387-3405.
- Martens, G. J.; Godfroid, M.; Delvaux, J.; Verbeyst, J. Gas-phase hydrogen abstraction from asymmetrically halogenated ethanes by chlorine atoms. *Int. J. Chem. Kinet.* **1976**, *8*, 153-158.
- Marti, J.; Mauersberger, K.; Hanson, D. HCl dissolved in solid mixtures of nitric acid and ice: Implications for the polar stratosphere. *Geophys. Res. Lett.* **1991**, *18*, 1861-1864.

- Martin, D.; Barnes, I.; Becker, K. H. Rate constant and products of the reaction $\text{Cl} + \text{CS}_2$ in air. *Chem. Phys. Lett.* **1987**, *140*, 195-199.
- Martin, D.; Jourdain, J. L.; Laverdet, G.; Le Bras, G. Kinetic study of the reaction of IO with CH_3SCH_3 . *Int. J. Chem. Kinet.* **1987**, *19*, 503-512.
- Martin, D.; Jourdain, J. L.; Le Bras, G. Discharge flow measurements of the rate constants for the reactions $\text{OH} + \text{SO}_2 + \text{He}$ and $\text{HOSO}_2 + \text{O}_2$ in relation with the atmospheric oxidation of SO_2 . *J. Phys. Chem.* **1986**, *90*, 4143-4147, doi:10.1021/j100408a061.
- Martin, D.; Jourdain, J. L.; Le Bras, G. Kinetic study for the reactions of OH radicals with dimethylsulfide, diethylsulfide, tetrahydrothiophene, and thiophene. *Int. J. Chem. Kinet.* **1985**, *17*, 1247-1261.
- Martin, H.; Gareis, R. Die kinetik der reaktion von ClO_2 mit NO_2 in der lösungsphase. *Z. Elektrochemie* 1956, *60*, 959-964.
- Martin, J. M. L.; François, J. P.; Gijbels, R. First principles computation of thermochemical properties beyond the harmonic approximation. II. Application to the amino radical NH_2 . *J. Chem. Phys.* **1992**, *97*, 3530, doi:10.1063/1.462987.
- Martin, J.-P.; Paraskevopoulos, G. A kinetic study of the reactions of OH radicals with fluoroethanes. Estimates of C-H bond strengths in fluoroalkanes. *Can. J. Chem.* **1983**, *61*, 861-865.
- Martin, L. R.; Cohen, R. B.; Schatz, J. F. Quenching of laser induced fluorescence of O_2 ($b^1\Sigma_g^+$) by O_2 and N_2 . *Chem. Phys. Lett.* **1976**, *41*, 394-396.
- Martin, L. R.; Judeikis, H. S.; Wun, M. Heterogeneous reactions of Cl and ClO in the stratosphere. *J. Geophys. Res.* **1980**, *85*, 5511-5518.
- Martin, R. M.; Willard, J. E. Reactions of photochemically produced hot hydrogen atoms. I. Photolysis of HI at 1849 Å. *J. Chem. Phys.* **1964**, *40*, 2999-3007.
- Martinez, E.; Albaladejo, A.; Jimenez, E.; Notario, A.; Aranda, A. Kinetics of the reaction of CH_3S with NO_2 as a function of temperature. *Chem. Phys. Lett.* **1999**, *308*, 37-44.
- Martinez, E.; Albaladejo, A.; Notario, A.; Jimenez, E. A study of the atmospheric reaction of CH_3S with O_3 as a function of temperature. *Atmos. Environ.* **2000**, *34*, 5295 - 5302.
- Martinez, E.; Albaladejo, J.; Jiménez, E.; Notario, A.; Mera, Y. D. d. Temperature dependence of the limiting low- and high-pressure rate constants for the $\text{CH}_3\text{O} + \text{NO}_2 + \text{He}$ reaction over the 250-390 K temperature range. *Chem. Phys. Lett.* **2000**, *329*, 191-199.
- Martinez, E.; Aranda, A.; Diaz de Mera, Y.; Rodriguez, A.; Rodriguez, D.; Notario, A. Mechanistic and kinetic study of the gas-phase reaction of atomic chlorine with cyclohexanone using an absolute and a relative technique; Influence of temperature. *J. Atmos. Chem.* **2004**, *48*, 283-299.
- Martinez, E.; Aranda, A.; Diaz-de-Mera, Y.; Rodriguez, D.; Reyes Lopez, M.; Albaladejo, J. Atmospheric DMSO degradation in the gas phase: Cl-DMSO reaction. Temperature dependence and products. *Environ. Sci. Technol.* **2002**, *36*, 1226-1230, doi:10.1021/es010169s.
- Martinez, R. D.; Buitrago, A. A.; Howell, N. W.; Hearn, C. H.; Joens, J. A. The near UV absorption spectra of several aliphatic aldehydes and ketones. *Atmos. Environ.* **1992**, *26A*, 785-792.
- Martinez, R. I.; Herron, J. T. Stopped-flow study of the gas-phase reaction of ozone with organic sulfides: Dimethyl sulfide. *Int. J. Chem. Kinet.* **1978**, *10*, 433-452.
- Masaki, A.; Tsunashima, N.; Washida, N. Rate constant for the reaction of CH_3O_2 with NO. *Chem. Phys. Lett.* **1994**, *218*, 523-528.
- Mashino, M.; Ninomiya, Y.; Kawasaki, M.; Wallington, T. J.; Hurley, M. D. Atmospheric chemistry of $\text{CF}_3\text{CF}=\text{CF}_2$: Kinetics and mechanism of its reactions with OH radicals, Cl atoms, and ozone. *J. Phys. Chem. A* **2000**, *104*, 7255-7260, doi:10.1021/jp000498r.
- Mashnin, T. S.; Cheryshev, A. V.; Krasnoperov, L. N. Laser photolysis of ICl. A time-resolved LMR measurement of $\text{Cl}(^2P_{1/2})$ relative yield. *Chem. Phys. Lett.* **1993**, *207*, 105-109.
- Mason, N. J.; Gingell, J. M.; Davies, J. A.; Zhao, H.; Walker, I. C.; Siggel, M. R. F. VUV optical absorption and electron energy-loss spectroscopy of ozone. *J. Phys. B: At. Mol. Phys.* **1996**, *29*, 3075-3089.
- Massucci, M.; Clegg, S. L.; Brimblecombe, P. Equilibrium partial pressures, thermodynamic properties of aqueous and solid phases, and Cl_2 production from aqueous HCl and HNO_3 and their mixtures. *J. Phys. Chem. A* **1999**, *103*, 4209-4226.
- Matchuk, N. M.; Tupikov, V. I.; Malkova, A. I.; Pshchetskii, S. Y. *Opt. Spektrosk. (Opt. Spectrosc.)* **1976**, *40*, 14-18 (17-19).
- Mathieson, L.; Rees, A. L. G. Electronic states and potential energy diagram of the iodine molecule. *J. Chem. Phys.* **1956**, *25*, 753-761.
- Matsumi, Y.; Comes, F. J.; Hancock, G.; Hofzumahaus, A.; Hynes, A. J.; Kawasaki, M.; Ravishankara, A. R. Quantum yields for production of $\text{O}(^1\text{D})$ in the ultraviolet photolysis of ozone: Recommendation based on evaluation of laboratory data. *J. Geophys. Res.* **2002**, *107*, 4024, doi:10.1029/2001JD000510.

- Matsumi, Y.; Das, P. K.; Kawasaki, M. Doppler spectroscopy of chlorine atoms generated from photodissociation of hydrogen chloride and methyl chloride at 157 and 193 nm. *J. Chem. Phys.* **1990**, *92*, 1696-1701.
- Matsumi, Y.; Das, P. K.; Kawasaki, M. Erratum. *J. Chem. Phys.* **1992**, *97*, 5261, doi:10.1063/1.463999.
- Matsumi, Y.; Kawasaki, M. Photolysis of atmospheric ozone in the ultraviolet region. *Chem. Rev.* **2003**, *103*, 4767-4781, doi:10.1021/cr0205255.
- Matsumi, Y.; Nomura, S.; Kawasaki, M.; Imamura, T. Vibrational distribution of ClO radicals produced in the reaction $\text{Cl} + \text{O}_3 \rightarrow \text{ClO} + \text{O}_2$. *J. Phys. Chem.* **1996**, *100*, 176-179.
- Matsumi, Y.; Tonokura, K.; Inagaki, Y.; Kawasaki, M. Isotopic branching ratios and translational energy release of H and D atoms in reaction of O(¹D) atoms with alkanes and alkyl chlorides. *J. Phys. Chem.* **1993**, *97*, 6816-6821.
- Matsumi, Y.; Tonokura, K.; Kawasaki, M.; Ibuki, T. Photodissociation of hydrogen chloride and hydrogen bromide. *J. Chem. Phys.* **1990**, *93*, 7981-7985.
- Matsunaga, F. M.; Watanabe, K. Total and photoionization coefficients and dissociation continua of O₂ in the 580-1070 Å region. *Sci. Light* **1967**, *16*, 31-42.
- Matthews, J.; Sharma, R.; Sinha, A. Photodissociation of vibrationally excited pernitric acid: HO₂NO₂ (2v₁) + 390 nm. *J. Phys. Chem. A* **2004**, *108*, 8134-8139, doi:10.1021/jp040285s.
- Matthews, J.; Sinha, A. State-resolved unimolecular dissociation of *cis-cis* HOONO: Product state distributions and action spectrum in the 2v_{OH} band region. *J. Chem. Phys.* **2005**, *122*, 104313, doi:10.1063/1.858437.
- Matthews, J.; Sinha, A.; Francisco, J. S. The importance of weak absorption features in promoting tropospheric radical production. *Proc. Natl. Acad. Sci.* **2005**, *102*, 7449-7452, doi:10.1073/pnas.0502687102.
- Matus, M. H.; Arduengo, A. J.; Dixon, D. A. The heats of formation of diazene, hydrazine, N₂H₃⁺, N₂H₅⁺, N₂H, and N₂H₃ and the methyl derivatives CH₃NNH, CH₃NNCH₃, and CH₃HNNHCH₃. *J. Phys. Chem. A* **2006**, *110*, 10116-10121, doi:10.1021/jp064086f.
- Matus, M. H.; Nguyen, M. T.; Dixon, D. A. Theoretical prediction of the heats of formation of C₂H₅O radicals derived from ethanol and of the kinetics of β-C-C scission in the ethoxy radical. *J. Phys. Chem. A* **2007**, *111*, 113-126, doi:10.1021/jp064086f.
- Matus, M. H.; Nguyen, M. T.; Dixon, D. A.; Christe, K. O. Thermochemical properties of CHFO and CF₂O. *J. Phys. Chem. A* **2008**, *112*, 4973-4981, doi:10.1021/jp800103y.
- Matus, M. H.; Nguyen, M. T.; Dixon, D. A.; Peterson, K. A.; Francisco, J. S. ClClO₂ is the most stable isomer of Cl₂O₂. Accurate coupled cluster energetics and electronic spectra of Cl₂O₂ isomers. *J. Phys. Chem. A* **2008**, *112*, 9623-9627, doi:10.1021/jp806220r.
- Mauersberger, K.; Barnes, J.; Hanson, D.; Morton, J. Measurement of the ozone absorption cross-section at the 253.7 nm mercury line. *Geophys. Res. Lett.* **1986**, *13*, 671-673.
- Mauersberger, K.; Hanson, D.; Barnes, J.; Morton, J. Ozone vapor pressure and absorption cross-section measurements: Introduction of an ozone standard. *J. Geophys. Res.* **1987**, *92*, 8480-8482.
- Mauldin, R. L., III; Burkholder, J. B.; Ravishankara, A. R. A photochemical, thermodynamic, and kinetic study of ClOO. *J. Phys. Chem.* **1992**, *96*, 2582-2588.
- Mauldin, R. L., III; Wahner, A.; Ravishankara, A. R. Kinetics and mechanism of the self-reaction of the BrO radical. *J. Phys. Chem.* **1993**, *97*, 7585-7596.
- Mauldin, R. L.; Burkholder, J. B.; Ravishankara, A. R. The reaction of O(³P) with OClO. *Int. J. Chem. Kinet.* **1997**, *29*, 139-147.
- Maurer, T., I. Barnes, and K. H. Becker FT-IR kinetic and product study of the Br-initiated oxidation of dimethyl sulfide. *Int. J. Chem. Kinet.* **1999**, *31*, 883-893.
- Mawhinney, D. B.; Yates, J. J. T. FTIR study of the oxidation of amorphous carbon by ozone at 300 K - Direct COOH formation. *Carbon* **2001**, *39*, 1167-1173.
- Mayer-Figge, A.; Zabel, F.; Becker, K. H. Thermal decomposition of CF₃O₂NO₂. *J. Phys. Chem.* **1996**, *100*, 6587-6593.
- Mazely, T. L.; Friedl, R. R.; Sander, S. P. Quantum yield of NO₃ from peroxyacetyl nitrate photolysis. *J. Phys. Chem.* **1997**, *101*, 7090-7097.
- Mazely, T. L.; Friedl, R. R.; Sander, S. P. The production of NO₂ from the photolysis of peroxyacetyl nitrate. *J. Phys. Chem.* **1995**, *99*, 8162-8169.
- McAdam, K.; Veyret, B.; Lesclaux, R. UV absorption spectra of HO₂ and CH₃O₂ radicals and the kinetics of their mutual reactions at 298 K. *Chem. Phys. Lett.* **1987**, *133*, 39-44.
- McCabe, D. C.; Gierczak, T.; Talukdar, R. K.; Ravishankara, A. R. Kinetics of the reaction OH + CO under atmospheric conditions. *Geophys. Res. Lett.* **2001**, *28*, 3135-3138.
- McCaulley, J. A.; Anderson, S. M.; Jeffries, J. B.; Kaufman, F. Kinetics of the reaction of CH₃O with NO₂. *Chem. Phys. Lett.* **1985**, *115*, 180-186.
- McCaulley, J. A.; Moyle, A. M.; Golde, M. F.; Anderson, S. M.; Kaufman, F. Kinetics of the reactions of CH₃O and CD₃O with NO. *J. Chem. Soc. Farad. Trans.* **1990**, *86*, 4001-4009.

- McCoy, A. B.; Fry, J. L.; Francisco, J. S.; Mollner, A. K.; Okumura, M. Role of OH-stretch/torsion coupling and quantum yield effects in the first OH overtone spectrum of *cis-cis* HOONO. *J. Chem. Phys.* **2005**, *122*, 104311, doi:10.1063/1.1859273.
- McCrumb, J. L.; Kaufman, F. Kinetics of the O + O₂ reaction. *J. Chem. Phys.* **1972**, *57*, 1270-1276.
- McElcheran, D. E.; Wijnen, M. H. J.; Steacie, E. W. R. The photolysis of methyl cyanide at 1849 Å. *Can. J. Chem.* **1958**, *36*, 321-339.
- McGee, T. J.; Burris, J. SO₂ absorption cross sections in the near U.V. *J. Quant. Spectrosc. Radiat. Transfer* **1987**, *37*, 165-182.
- McGillen, M. R.; Bernard, F.; Fleming, E. L.; Burkholder, J. B. HCFC-133a (CF₃CH₂Cl): OH rate coefficient, UV and infrared absorption spectra, and atmospheric implications. *Geophys. Res. Lett.* **2015**, *42*, 6098-6105, doi:10.1002/2015GL064939.
- McGillen, M. R.; Fleming, E. L.; Jackman, C. H.; Burkholder, J. B. CFC1₃ (CFC-11): UV absorption spectrum temperature dependence measurements and the impact on its atmospheric lifetime and uncertainty. *Geophys. Res. Lett.* **2013**, *40*, 50915, doi:10.1002/grl.50915.
- McGivern, W. S.; Li, R.; Zou, P.; North, S. W. Photodissociation dynamics of CH₂BrCl studied using resonance enhanced multiphoton ionization (REMPI) with time-of-flight mass spectrometry. *J. Chem. Phys.* **1999**, *111*, 5771-5779.
- McGivern, W. S.; Suh, I.; Clinkensbeard, A. D.; Zhang, R.; North, S. W. Experimental and computational study of the OH-isoprene reaction: Isomeric branching and low-pressure behavior. *J. Phys. Chem. A* **2000**, *104*, 6609-6616, doi:10.1021/jp001163c.
- McGrath, M. P.; Clemitshaw, K. C.; Rowland, F. S.; Hehre, W. J. Structures, relative stabilities and vibrational spectra of isomers of Cl₂O₂: The role of the chlorine oxide dimer in Antarctic ozone depleting mechanisms. *J. Phys. Chem.* **1990**, *94*, 6126-6132.
- McGrath, M. P.; Clemitshaw, K. C.; Rowland, F. S.; Hehre, W. J. Thermochemical stabilities and vibrational spectra of isomers of the chlorine oxide dimer. *Geophys. Res. Lett.* **1988**, *15*, 883-886.
- McGrath, M. P.; Rowland, F. S. Determination of the barriers to internal rotation in ONOOX (X = H, Cl) and characterization of the minimum energy conformers. *J. Phys. Chem.* **1994**, *98*, 1061-1067, doi:10.1021/j100055a004.
- McGrath, M. P.; Rowland, F. S. Ideal gas thermodynamic properties of HOBr. *J. Phys. Chem.* **1994**, *98*, 4773-4775.
- McIlroy, A.; Tully, F. P. Kinetic study of OH reactions with perfluoropropene and perfluorobenzene. *J. Phys. Chem.* **1993**, *97*, 610-614.
- McKeachie, J. R.; Appel, M. F.; Kirchner, U.; Schindler, R. N.; Benter, T. Observation of a heterogeneous source of OClO from the reaction of ClO radicals on ice. *J. Phys. Chem. B* **2004**, *108*, 16786-16797, doi:10.1021/jp049314p.
- McKee, M. L. Comparison of gas-phase and solution-phase reactions of dimethyl sulfide and 2-(methylthio)ethanol with hydroxyl radical. *J. Phys. Chem. A* **2003**, *107*, 6819-6827, doi:10.1021/jp034704h.
- McKee, M. L. Computational study of addition and abstraction reactions between OH radical and dimethyl sulfide. A difficult case. *J. Phys. Chem.* **1993**, *97*, 10971-10976.
- McKee, M. L. Theoretical study of the CH₃OO radical. *Chem. Phys. Lett.* **1993**, *211*, 643-648, doi:10.1016/0009-2614(93)80157-K.
- McKee, M. L.; Wine, P. H. Ab initio study of the atmospheric oxidation of CS₂. *J. Am. Chem. Soc.* **2001**, *123*, 2344-2353, doi:10.1021/ja003421p.
- McKenzie, A.; Mulcahy, M. F. R.; Steven, J. R. Kinetics of decay of hydroxyl radicals at low pressure. *J. Chem. Phys.* **1973**, *59*, 3244-3254, doi:10.1063/1.1680466.
- McLaren, I. A.; Morris, N. W.; Wayne, R. P. Is CO₂ a good quencher of O₂(¹Δ_g)? A kinetic reappraisal. *J. Photochem.* **1981**, *16*, 311-319.
- McMillan, V. personal communication to J.G. Calvert, J.N. Pitts, Jr., Photochemistry, London, 1966, p. 184. **1966**.
- McMillen, D. F.; Golden, D. M. Hydrocarbon bond dissociation energies. *Ann. Rev. Phys. Chem.* **1982**, *33*, 493-532.
- McMurry, P. H.; Takano, H.; Anderson, G. R. Study of the ammonia (gas) - sulfuric acid (aerosol) reaction rate. *Environ. Sci. Technol.* **1983**, *17*, 347-357.
- McNeal, R. J.; Cook, G. R. Photoionization of electronically excited oxygen: Rate of the reaction. *J. Chem. Phys.* **1967**, *47*, 5385-5389.
- McNeill, V. F.; Geiger, F. M.; Loerting, T.; Trout, B. L.; Molina, L. T.; Molina, M. J. Interaction of hydrogen chloride with ice surfaces: The effects of grain size, surface roughness, and surface disorder. *J. Phys. Chem. A* **2007**, *111*, 6274-6284, doi:10.1021/jp068914g.
- McNeill, V. F.; Loerting, T.; Geiger, F. M.; Trout, B. L.; Molina, M. J. Hydrogen chloride-induced surface disordering on ice. *Proc. Nat. Acad. Sci.* **2006**, *103*, 9422-9427.
- McNeill, V. F.; Patterson, J.; Wolfe, G. M.; Thornton, J. A. The effect of varying levels of surfactant on the reactive uptake of N₂O₅ to aqueous aerosol. *Atmos. Chem. Phys.* **2006**, *6*, 1635-1644.

- McPeters, R. D.; Bass, A. M. Anomalous atmospheric spectral features between 300 and 310 nm interpreted in light of new ozone absorption coefficient measurements. *Geophys. Res. Lett.* **1982**, *9*, 227-230.
- McQuaid, J. B.; Stocker, D. W.; Pilling, M. J. Kinetics of the reactions of OH with 3-methyl-2-cyclohexen-1-one and 3,5,5-trimethyl-2-cyclohexen-1-one under simulated atmospheric conditions. *Int. J. Chem. Kinet.* **2002**, *34*, 7-11, doi:10.1002/kin.10018.
- McQuigg, R. D.; Calvert, J. G. The photodecomposition of CH₂O, CD₂O, CHDO, and CH₂O-CD₂O mixtures at xenon flash lamp intensities. *J. Am. Chem. Soc.* **1969**, *91*, 1590-1599, doi:10.1021/ja01035a002.
- Medhurst, L. J.; Fleming, J.; Nelson, H. H. Reaction rate constants of OH + CHF₃ → products and O(³P) + CHF₃ → OH + CF₃ at 500–750 K. *Chem. Phys. Lett.* **1977**, *266*, 607-611.
- Meier, U.; Grotheer, H. H.; Just, T. Temperature dependence and branching ratio of the CH₃OH + OH reaction. *Chem. Phys. Lett.* **1984**, *106*, 97-101.
- Meier, U.; Grotheer, H. H.; Riekert, G.; Just, T. Temperature dependence and branching ratio of the C₂H₅OH + OH reaction. *Chem. Phys. Lett.* **1985**, *115*, 221-225.
- Meisel, D.; Czapski, G. One-electron transfer equilibria and redox potentials of radicals studied by pulse radiolysis. *J. Phys. Chem.* **1975**, *79*, 1503-1509.
- Meller, R., personal communication to NASA Data Panel.
- Meller, R.; Boglu, D.; Moortgat, G. K. "UV spectra of several halogenated carbonyl compounds and FTIR studies of the degradation of CF₃COCl, HCFC-123 and HFC-143a"; Kinetics and Mechanisms for the Reactions of Halogenated Organic Compounds in the Troposphere. STEP-HALOCSIDE/AFEAS WORKSHOP, **1991**, Dublin, Ireland.
- Meller, R.; Crowley, J. N. E.-P. Röth, R. Ruhnke, G. Moortgat, R. Meller, and W. Schneider, Berichte des Forschungszentrums Jülich, jül-3341 (1997). Data from the CD-ROM of A. Nölle, F. Pätzold, S. Pätzold, R. Meller, G. K. Moortgat, E. P. Röth, R. Ruhnke, H. Keller-Rudek, "UV/VIS Spectra of Atmospheric Constituents, Version 1," ATMOS User Center at Deutsches Fernerkundungsdatenzentrum (DFD). *Personal Communication* **1998**.
- Meller, R.; Moortgat, G. K. CF₃C(O)Cl: Temperature-dependent (223-298 K) absorption cross-sections and quantum yields at 254 nm. *J. Photochem. Photobiol. A: Chem.* **1997**, *108*, 105-116.
- Meller, R.; Moortgat, G. K. Photolysis of CF₃O₂CF₃ in the presence of O₃ in oxygen: kinetic study of the reactions of CF₃O and CF₃O₂ radicals with O₃. *J. Photochem. Photobiol. A: Chem.* **1995**, *86*, 15-25.
- Meller, R.; Moortgat, G. K. Temperature dependence of the absorption cross sections of formaldehyde between 223 and 323 K in the wavelength range 225-375 nm. *J. Geophys. Res.* **2000**, *105*, 7089-7101.
- Meller, R.; Raber, W.; Crowley, J. N.; Jenkin, M. E.; Moortgat, G. K. The UV-visible absorption spectrum of methylglyoxal. *J. Photochem. Photobiol. A: Chem.* **1991**, *62*, 163-171.
- Mellouki, A. Kinetic studies of Cl atom reactions with series of alkanes using the pulsed laser photolysis resonance fluorescence method. *J. Chim. Phys.* **1998**, *95*, 513-522.
- Mellouki, A.; Jourdain, J. L.; Le Bras, G. Discharge flow study of the CH₃S + NO₂ reaction mechanism using Cl + CH₃SH as the CH₃S source. *Chem. Phys. Lett.* **1988**, *148*, 231-236.
- Mellouki, A.; Laverdet, G.; Jourdain, J. L.; Poulet, G. Kinetics of the reactions Br + NO₂ + M and I + NO₂ + M. *Int. J. Chem. Kinet.* **1989**, *21*, 1161.
- Mellouki, A.; Le Bras, G.; Poulet, G. Discharge flow kinetic study of NO₃ reactions with free radicals: The reaction of NO₃ with Cl. *J. Phys. Chem.* **1987**, *91*, 5760-5764, doi:10.1021/j100306a048.
- Mellouki, A.; Le Bras, G.; Poulet, G. Kinetics of the reactions of NO₃ with OH and HO₂. *J. Phys. Chem.* **1988**, *92*, 2229-2234, doi:10.1021/j100319a029.
- Mellouki, A.; Mu, Y. On the atmospheric degradation of pyruvic acid in the gas phase. *J. Photochem. Photobiol. A: Chem.* **2003**, *157*, 295-300, doi:10.1016/S1010-6030(03)00070-4.
- Mellouki, A.; Poulet, G.; Le Bras, G.; Singer, R.; Burrows, J. P.; Moortgat, G. K. Discharge flow kinetic study of the reactions of NO₃ with Br, BrO, HBr, and HCl. *J. Phys. Chem.* **1989**, *93*, 8017-8021, doi:10.1021/j100361a012.
- Mellouki, A.; Ravishankara, A. R. Does the HO₂ radical react with H₂S, CH₃SH, and CH₃SCH₃? *Int. J. Chem. Kinet.* **1994**, *26*, 355-365.
- Mellouki, A.; Talukdar, R. K.; Bopegedera, A. M. R. P.; Howard, C. J. Study of the kinetics of the reactions of NO₃ with HO₂ and OH. *Int. J. Chem. Kinet.* **1993**, *25*, 25-39.
- Mellouki, A.; Talukdar, R. K.; Howard, C. J. Kinetics of the reactions of HBr with O₃ and HO₂: The yield of HBr from HO₂ + BrO. *J. Geophys. Res.* **1994**, *99*, 22949-22954.
- Mellouki, A.; Talukdar, R. K.; Schmoltner, A.-M.; Gierczak, T.; Mills, M. J.; Soloman, S.; Ravishankara, A. R. Atmospheric lifetimes and ozone depletion potentials of methyl bromide (CH₃Br) and dibromomethane (CH₂Br₂). *Geophys. Res. Lett.* **1992**, *19*, 2059-2062.
- Mellouki, A.; Téton, S.; Laverdet, G.; Quilgars, A.; Le Bras, G. Kinetic studies of OH reactions with H₂O₂, C₃H₈, and CH₄ using the pulsed laser photolysis-laser induced fluorescence method. *J. Chim. Phys.* **1994**, *91*, 473-487.

- Mellouki, A.; Teton, S.; Le Bras, G. Rate constant for the reaction of OH with HFC-365mfc (CF₃CH₂CF₂CH₃). *Geophys. Res. Lett.* **1995**, *22*, 389-392.
- Mental, T. F.; Sohn, M.; Wahner, A. Nitrate effect in the heterogeneous hydrolysis of dinitrogen pentoxide on aqueous aerosols. *Phys. Chem. Chem. Phys.* **1999**, *1*, 5451-5457.
- Mentall, J. E.; Gentieu, E. P.; Krauss, M.; Neumann, D. Photoionization and absorption spectrum of formaldehyde in the vacuum ultraviolet. *J. Chem. Phys.* **1971**, *55*, 5471-5479.
- Mérienne, M. F.; Coquart, B.; Jenouvrier, A. Temperature effect on the ultraviolet-absorption of CFC₁₃, CF₂Cl₂ and N₂O. *Planet. Space Sci.* **1990**, *38*, 617-625.
- Mérienne, M. F.; Jenouvrier, A.; Coquart, B. The NO₂ absorption spectrum. I. Absorption cross-sections at ambient temperature in the 300-500 nm region. *J. Atmos. Chem.* **1995**, *20*, 281-297.
- Mérienne, M.-F.; Jenouvrier, A.; Coquart, B.; Lux, J. P. The NO₂ absorption spectrum. IV: The 200–400 nm region at 220 K. *J. Atmos. Chem.* **1997**, *27*, 219-232.
- Mérienne, M.-F.; Jenouvrier, A.; Hermans, C.; Vandaele, A. C.; Carleer, M.; Clerbaux, C.; Coheur, P.-F.; Colin, R.; Fally, S.; Bach, M. Water vapor line parameters in the 13000-9250 cm⁻¹ region. *J. Quant. Spectrosc. Radiat. Transfer* **2003**, *82*, 99-117, doi:10.1016/S0022-4073(03)00148-1.
- Mertes, S.; Wahner, A. Uptake of nitrogen dioxide and nitrous acid on aqueous surfaces. *J. Phys. Chem.* **1995**, *99*, 14000-14006, doi:10.1021/j100038a035.
- Metzger, P. H.; Cook, G. R. A reinvestigation of the absorption cross sections of molecular oxygen in the 1050-1800 Å region. *J. Quant. Spectrosc. Radiat. Transfer* **1964**, *4*, 107-116.
- Metzger, P. H.; Cook, G. R. On the continuous absorption, photoionization, and fluorescence of H₂O, NH₃, CH₄, C₂H₂, C₂H₄, and C₂H₆ in the 600-to-1000-Å Region. *J. Chem. Phys.* **1964**, *41*, 642-648.
- Meyrahn, H. Bildungswege und Analytik des Peroxyacetylnitrats (PAN) in der Atmosphäre. PhD-Thesis, Johann-Gutenberg-Universität, **1984**.
- Meyrahn, H.; Moortgat, G. K.; Warneck, P. Photolysis of CH₃CHO in the range 250 - 330 nm. *J. Photochem.* **1981**, *17*, 138.
- Meyrahn, H.; Pauly, J.; Schneider, W.; Warneck, P. Quantum yields for the photodissociation of acetone in air and an estimate for the life time of acetone in the lower troposphere. *J. Atmos. Chem.* **1986**, *4*, 277-291.
- Michael, J. V.; Allen, J. E., Jr.; Brobst, W. D. Temperature dependence of the NO + O₃ reaction rate from 195 to 369 K. *J. Phys. Chem.* **1981**, *85*, 4109-4117, doi:10.1021/j150626a032.
- Michael, J. V.; Keil, D. G.; Klemm, R. B. Rate constants for the reaction of hydroxyl radicals with acetaldehyde from 244-528 K. *J. Chem. Phys.* **1985**, *83* 1630-1636.
- Michael, J. V.; Klemm, R. B.; Brobst, W. D.; Bosco, S. R.; Nava, D. F. Flash photolysis-laser induced fluorescence study of the rate constant for NH₂ + O₂ between 245 and 459 K. *J. Phys. Chem.* **1985**, *89*, 3335-3337, doi:10.1021/j100261a035.
- Michael, J. V.; Lee, J. H. Selected rate constants for H, O, N, and Cl atoms with substrates at room temperatures. *Chem. Phys. Lett.* **1977**, *51*, 303-306.
- Michael, J. V.; Lee, J. H.; Payne, W. A.; Stief, L. J. Absolute rate of the reaction of N(⁴S) with NO from 196-400 K with DF-RF and FP-RF techniques. *J. Chem. Phys.* **1978**, *68*, 4093-4097.
- Michael, J. V.; Nava, D. F.; Borkowski, R. P.; Payne, W. A.; Stief, L. J. Pressure dependence of the absolute rate constant for the reaction OH + C₂H₂ from 228 to 413 K. *J. Chem. Phys.* **1980**, *73*, 6108-6116.
- Michael, J. V.; Nava, D. F.; Brobst, W.; Borkowski, R. P.; Stief, L. J. Temperature dependence of the absolute rate constant for the reaction of hydroxyl radical with hydrogen sulfide. *J. Phys. Chem.* **1982**, *86*, 81-84, doi:10.1021/j100390a016.
- Michael, J. V.; Nava, D. F.; Payne, W. A.; Lee, J. H.; Stief, L. J. Rate constant for the reaction H + NO₂ from 195 to 400 K with FP-RF and DF-RF techniques. *J. Phys. Chem.* **1979**, *83*, 2818-2823, doi:10.1021/j100485a003.
- Michael, J. V.; Nava, D. F.; Payne, W. A.; Stief, L. J. Rate constant for the reaction of atomic chlorine with formaldehyde from 200 to 500 K. *J. Chem. Phys.* **1979**, *70*, 1147-1150.
- Michael, J. V.; Nava, D. F.; Payne, W. A.; Stief, L. J. Rate constants for the reaction of atomic chlorine with methanol and dimethyl ether from 200 to 500 K. *J. Chem. Phys.* **1979**, *70*, 3652-3656.
- Michael, J. V.; Payne, W. A. Absolute rate constants for the reaction of bromine atoms with ozone from 234 to 360 K. *Int. J. Chem. Kinet.* **1979**, *11*, 799-809.
- Michael, J. V.; Su, M.-C.; Sutherland, J. W.; Carroll, J. J.; Wagner, A. F. Rate constants for H + O₂ + M → HO₂ + M in seven bath gases. *J. Phys. Chem. A* **2002**, *106*, 5297-5313, doi:10.1021/jp020229w.
- Michael, J. V.; Whytock, D. A.; Lee, J. H.; Payne, W. A.; Stief, L. J. Absolute rate constant for the reaction of atomic chlorine with hydrogen peroxide vapor over the temperature range 265-400 K. *J. Chem. Phys.* **1977**, *67*, 3533-3536.
- Michel, A. E.; Usher, C. R.; Grassian, V. H. Heterogeneous and catalytic uptake of ozone on mineral oxides and dusts: A Knudsen cell investigation. *Geophys. Res. Lett.* **2002**, *29*, 1665, doi:1029/2002/GL014896.
- Michel, A. E.; Usher, C. R.; Grassian, V. H. Reactive uptake of ozone on mineral oxides and mineral dusts. *Atmos. Environ.* **2003**, *37*, 3201-3211, doi:10.1016/S1352-2310(03)00319-4.

- Michelangeli, D. V.; Allen, M.; Yung, Y. L. Heterogeneous reactions with NaCl in the El Chichon volcanic aerosols. *Geophys. Res. Lett.* **1991**, *18*, 673-676.
- Michelangeli, D. V.; Choo, K.-Y.; Leu, M.-T. Yields of $O_2(^1\Sigma_g^+)$ and $O_2(^1\Delta_g)$ in the $H + O_2$ reaction system, and the quenching of $O_2(^1\Sigma_g^+)$ by atomic hydrogen. *Int. J. Chem. Kinet.* **1988**, *20*, 915-938.
- Michelsen, R. R.; Ashbourn, S. F. M.; Iraci, L. T. Dissolution, speciation, and reaction of acetaldehyde in cold sulfuric acid. *J. Geophys. Res.* **2004**, *109*, D23205, doi:10.1029/2004JD005041.
- Michelsen, R. R.; Staton, S. J. R.; Iraci, L. T. Uptake and dissolution of gaseous ethanol in sulfuric acid. *J. Phys. Chem. A* **2006**, *110*, 6711-6717, doi:10.1021/jp056234s.
- Middlebrook, A. M.; Iraci, L. T.; McNeil, L. S.; Koehler, B. G.; Wilson, M. A.; Saastad, O. W.; Tolbert, M. A. Fourier transform-infrared studies of thin H_2SO_4/H_2O films: Formation, water uptake, and solid-liquid phase changes. *J. Geophys. Res.* **1993**, *98*, 20473-20481.
- Middlebrook, A. M.; Koehler, B. G.; McNeill, L. S.; Tolbert, M. A. Formation of model polar stratospheric cloud films. *Geophys. Res. Lett.* **1992**, *19*, 2417-2420.
- Mihalcea, R. M.; Baer, D. S.; Hanson, R. K. Tunable diode-laser absorption measurements of NO_2 near 670 and 395 nm. *Appl. Opt.* **1996**, *35*, 4059-4064.
- Mihelcic, D.; Klemp, D.; Müsgen, P.; Pätz, H. W.; Volz-Thomas, A. Simultaneous measurements of peroxy and nitrate radicals at Schauinsland. *J. Atmos. Chem.* **1993**, *16*, 313-335.
- Miller, C. E.; Lynton, J. I.; Keevil, D. M.; Francisco, J. S. Dissociation pathways of peroxyacetyl nitrate (PAN). *J. Phys. Chem. A* **1999**, *103*, 11451-11459.
- Miller, C. E.; Nickolaissen, S. L.; Francisco, J. S.; Sander, S. P. The $OBrO C(^2A_2) \leftarrow X(^2B_1)$ absorption spectrum. *J. Chem. Phys.* **1997**, *107*, 2300-2307.
- Miller, J. A., and S. J. Klippenstein The reaction between ethyl and molecular oxygen II: Further analysis. *Int. J. Chem. Kinet.* **2001**, *33*, 654-668.
- Miller, J. C.; Gordon, R. J. Kinetics of the $Cl-H_2$ system. I. Detailed balance in the $Cl + H_2$ reaction. *J. Chem. Phys.* **1981**, *75*, 5305-5310.
- Miller, T. M.; Grassian, V. H. Heterogeneous chemistry of NO_2 on mineral oxide particles: Spectroscopic evidence for oxide-coordinated and water-solvated surface nitrate. *Geophys. Res. Lett.* **1998**, *25*, 3835-3838.
- Millward, G. E.; Hartig, R.; Tschuikow-Roux, E. Kinetics of the shock wave thermolysis of 1,1,2,2-tetrafluoroethane. *J. Phys. Chem.* **1971**, *75*, 3195-3201, doi:10.1021/j100690a001.
- Milne, J. B. Trifluoroacetic acid. In *Acidic and Aprotic Solvents*; Lagowski, J. J., Ed.; Academic Press: New York, 1978; Vol. VB; pp 1.
- Minaev, B. F. The singlet-triplet absorption and photodissociation of the HOCl, HOBr, and HOI molecules calculated by the MCSCF quadratic response method. *J. Phys. Chem. A* **1999**, *103*, 7294-7309.
- Mineshos, G.; Glavas, S. Thermal decomposition of peroxypropionyl nitrate - Kinetics of the formation of nitrogenous products. *React. Kinet. Catal. Lett.* **1991**, *45*, 305-312.
- Minschwaner, K.; Anderson, G. P.; Hall, L. A.; Yoshino, K. Polynomial coefficients for calculating O_2 Schumann-Runge cross sections at 0.5 cm^{-1} resolution. *J. Geophys. Res.* **1992**, *97*, 10103-10108.
- Minschwaner, K.; Salawitch, R. J.; McElroy, M. B. Absorption of solar radiation by O_2 : Implications for O_3 and lifetimes of N_2O , $CFCl_3$, and CF_2Cl_2 . *J. Geophys. Res.* **1993**, *98*, 10543-10561.
- Minschwaner, K.; Siskind, D. E. A new calculation of nitric oxide photolysis in the stratosphere, mesosphere, and lower thermosphere. *J. Geophys. Res.* **1993**, *98*, 20401-20412.
- Minton, T. K.; Nelson, C. M.; Moore, T. A.; Okumura, M. Direct observation of ClO from chlorine nitrate photolysis. *Science* **1992**, *258*, 1342-1345.
- Mishalanie, E. A.; Rutkowski, J. C.; Hutte, R. S.; Birks, J. W. Ultraviolet absorption spectrum of gaseous HOCl. *J. Phys. Chem.* **1986**, *90*, 5578-5584, doi:10.1021/j100280a021.
- Mishra, B. K.; Chakrabartty, A. K.; Deka, R. C. Theoretical investigation of the gas-phase reactions of $CF_2ClC(O)OCH_3$ with the hydroxyl radical and the chlorine atom at 298 K. *J. Mol. Model* **2013**, *19*, 3263-3270, doi:10.1007/s00894-013-1865-1.
- Misra, A.; Marshall, P. Computational investigation of iodine oxides. *J. Phys. Chem. A* **1998**, *102*, 9056-9060.
- Misra, A.; Marshall, P. Computational studies of the isomers of ClIO and ClIO₂. *J. Chem. Soc. Faraday Trans.* **1997**, *93*, 3301-3304.
- Mitchell, D. N.; Wayne, R. P.; Allen, P. J.; Harrison, R. P.; Twin, R. J. Kinetics and photochemistry of NO_3 Part 1.- Absolute absorption cross-section. *J. Chem. Soc. Faraday Trans. 2* **1980**, *76*, 785-793.
- Miyokawa, K.; Ozaki, S.; Yano, T. Kinetics of the photobromination of fluoroethane. Estimate of the C-H bond dissociation energies and the heats of formation of the CH_3CHF and CH_2CH_2F radicals. *Bull. Chem. Soc. Jpn.* **1996**, *69*, 869-873.
- Miyokawa, K.; Tschuikow-Roux, E. Kinetics of photobromination of dichloro- and dibromoethane. Estimate of the C-H bond dissociation energies and the heats of formation of the CH_3CCl_2 and CH_3CHBr_2 radicals. *Bull. Chem. Soc. Jpn.* **1999**, *72*, 1-5.

- Miyokawa, K.; Tschuikow-Roux, E. Kinetics of α - and β - hydrogen abstraction from C_2H_5Cl by Br atoms. Estimate of C-H bond dissociation energies and heats of formation of CH_3CHCl and CH_2CH_2Cl radicals. *J. Phys. Chem.* **1990**, *94*, 715-717, doi:10.1021/j100365a037.
- Miyokawa, K.; Tschuikow-Roux, E. Reaction of atomic bromine with difluorochloromethane, The heat of formation of the $CClF_2$ radical and the $D^0(CClF_2-H)$ bond dissociation energy. *J. Phys. Chem.* **1992**, *96*, 7328-7331, doi:10.1021/j100197a034.
- Miyoshi, A.; Matsui, H.; Washida, N. Detection and reactions of the HOCO radical in gas phase. *J. Chem. Phys.* **1994**, *100*, 3532-3539.
- Miyoshi, A.; Shina, H.; Tsuchiya, K.; Matsui, H. Kinetics and mechanism of the reaction of $S(^3P)$ with O_2 . *Symp. Int. Combust. Proc.* **1996**, *26*, 535-541.
- Miziolek, A. W.; Molina, M. J. The rate constant for the reaction of oxygen (3P) atoms with dichlorine monoxide. *J. Phys. Chem.* **1978**, *82*, 1769-1771, doi:10.1021/j100505a001.
- Mo, Y.; Tonokura, K.; Matsumi, Y.; Kawasaki, M.; Sato, T.; Arikawa, T.; Reilly, P. T. A.; Xie, Y.; Yang, Y.; Huang, Y.; Gordon, R. J. Mechanism of the ultraviolet photodissociation of chloroethylenes determined from the Doppler profiles, spatial anisotropy, and power dependence of the photofragments. *J. Chem. Phys.* **1992**, *97*, 4815-4826.
- Mochida, M.; Akimoto, H.; van den Bergh, H.; Rossi, M. J. Heterogeneous kinetics of the uptake of HOBr on solid alkali metal halides at ambient temperature. *J. Phys. Chem. A* **1998**, *102*, 4819-4828.
- Mochida, M.; Hirokawa, J.; Akimoto, H. Unexpected large uptake of O_3 on sea salts and the observed Br_2 formation. *Geophys. Res. Lett.* **2000**, *27*, 2629-2632.
- Mochida, M.; Hirokawa, J.; Kajii, Y.; Akimoto, H. Heterogeneous reactions of Cl_2 with sea salts at ambient temperature: Implications for halogen exchange in the atmosphere. *Geophys. Res. Lett.* **1998**, *25*, 3927-3930.
- Mogelberg, T. E.; Nielsen, O. J.; Sehested, J.; Wallington, T. J. Atmospheric chemistry of HCFC-133a: the UV absorption spectra of CF_3CClH and CF_3CClHO_2 radicals, reactions of CF_3CClHO_2 with NO and NO_2 , and fate of CF_3CClHO radicals. *J. Phys. Chem.* **1995**, *99*, 13437-13444, doi:10.1021/j100036a018.
- Mogili, P. K.; Kleiber, P. D.; Young, M. A.; Grassian, V. H. Heterogeneous uptake of ozone on reactive components of mineral dust aerosol: An environmental aerosol reaction chamber study. *J. Phys. Chem. A* **2006**, *110*, 13799-13807, doi:10.1021/jp063620g.
- Molina, L. T.; Lamb, J. J.; Molina, M. J. Temperature dependent UV absorption cross sections for carbonyl sulfide. *Geophys. Res. Lett.* **1981**, *8*, 1008-1011.
- Molina, L. T.; Molina, M. J. "Chemistry of fluorine in the stratosphere"; 182nd American Chemical Society Meeting, **1982**, New York.
- Molina, L. T.; Molina, M. J. Absolute absorption cross sections of ozone in the 185- to 350-nm wavelength range. *J. Geophys. Res.* **1986**, *91*, 14501-14508.
- Molina, L. T.; Molina, M. J. Chlorine nitrate ultraviolet absorption spectrum at stratospheric temperatures. *J. Photochem.* **1979**, *11*, 139-144.
- Molina, L. T.; Molina, M. J. Production of Cl_2O_2 from the self-reaction of the ClO radical. *J. Phys. Chem.* **1987**, *91*, 433-436, doi:10.1021/j100286a035.
- Molina, L. T.; Molina, M. J. Quantum yields for the photodissociation of CBr_2F_2 in the 200-300-nm region. *J. Phys. Chem.* **1983**, *87*, 1306-1308, doi:10.1021/j100231a008.
- Molina, L. T.; Molina, M. J. Ultraviolet absorption spectrum of chlorine nitrite, ClONO. *Geophys. Res. Lett.* **1977**, *4*, 83-86.
- Molina, L. T.; Molina, M. J. Ultraviolet spectrum of CF_3OH : Upper limits to the absorption cross sections. *Geophys. Res. Lett.* **1996**, *23*, 563-565.
- Molina, L. T.; Molina, M. J. Ultraviolet spectrum of HOCl. *J. Phys. Chem.* **1978**, *82*, 2410-2414.
- Molina, L. T.; Molina, M. J. UV absorption cross sections of HO_2NO_2 vapor. *J. Photochem.* **1981**, *15*, 97-108.
- Molina, L. T.; Molina, M. J.; Rowland, F. S. Ultraviolet absorption cross sections of several brominated methanes and ethanes of atmospheric interest. *J. Phys. Chem.* **1982**, *86*, 2672-2676, doi:10.1021/j100211a023.
- Molina, L. T.; Molina, M. J.; Stachnik, R. A.; Tom, R. D. An upper limit to the rate of the $HCl + ClONO_2$ reaction. *J. Phys. Chem.* **1985**, *89*, 3779-3781, doi:10.1021/j100264a003.
- Molina, L. T.; Schinke, S. D.; Molina, M. J. Ultraviolet absorption spectrum of hydrogen peroxide vapor. *Geophys. Res. Lett.* **1977**, *4*, 580-582.
- Molina, L. T.; Spencer, J. E.; Molina, M. J. The rate constant for the reaction of $O(^3P)$ atoms with $ClONO_2$. *Chem. Phys. Lett.* **1977**, *45*, 158-162.
- Molina, L. T.; Wooldridge, P. J.; Molina, M. J. Atmospheric reactions and ultraviolet and infrared absorptivities of nitrogen trifluoride. *Geophys. Res. Lett.* **1995**, *22*, 1873-1876.
- Molina, M. J.; Arguello, G. Ultraviolet absorption spectrum of methylhydroperoxide vapor. *Geophys. Res. Lett.* **1979**, *6*, 953-955.

- Molina, M. J.; Colussi, A. J.; Molina, L. T.; Schindler, R. N.; Tso, T. L. Quantum yield of chlorine-atom formation in the photodissociation of chlorine peroxide (ClOOCl) at 308 nm. *Chem. Phys. Lett.* **1990**, *173*, 310-315.
- Molina, M. J.; Ishiwata, T.; Molina, L. T. Production of OH from photolysis of HOCl at 307-309 nm. *J. Phys. Chem.* **1980**, *84*, 821-826, doi:10.1021/j100445a004.
- Molina, M. J.; Meads, R. F.; Spencer, D. D.; Molina, L. T. The reaction of ClONO₂ with HCl on aluminum oxide. *Geophys. Res. Lett.* **1997**, *24*, 1619-1622.
- Molina, M. J.; Molina, L. T.; Ishiwata, T. Kinetics of the ClO + NO₂ + M reaction. *J. Phys. Chem.* **1980**, *84*, 3100-3104, doi:10.1021/j100460a026.
- Molina, M. J.; Molina, L. T.; Smith, C. A. The rate of the reaction of OH with HCl. *Int. J. Chem. Kinet.* **1984**, *16*, 1151-1160.
- Molina, M. J.; Tso, T. L.; Molina, L. T.; Wang, F. C. Antarctic stratospheric chemistry of chlorine nitrate, hydrogen chloride, and ice: Release of active chlorine. *Science* **1987**, *238*, 1253-1259.
- Molina, M. J.; Zhang, R.; Woolridge, P. J.; McMahon, J. R.; Kim, J. E.; Chang, H. Y.; Beyer, K. D. Physical chemistry of the H₂SO₄/HNO₃/H₂O system: Implications for polar stratospheric clouds. *Science* **1993**, *261*, 1418-1423.
- Mollner, A. K.; Valluvadasan, S.; Feng, L.; Sprague, M. K.; Okumura, M.; Milligan, D. B.; Bloss, W. J.; Sander, S. P.; Martien, P. T.; Harley, R. A.; McCoy, A. B.; Carter, W. P. L. Rate of gas phase association of hydroxyl radical and nitrogen dioxide. *Science* **2010**, *330*, 646-649, doi:10.1126/science.1193030.
- Monks, P. S.; Nesbitt, F. L.; Scanlon, M.; Stief, L. J. HOBr kinetics: Reactions of halogen atoms, oxygen atoms, nitrogen atoms, and nitric oxide with HOBr. *J. Phys. Chem.* **1993**, *97*, 11699-11705.
- Montgomery, J. A.; Michels, H. H.; Francisco, J. S. Ab initio calculation of the heats of formation of CF₃OH and CF₂O. *Chem. Phys. Lett.* **1994**, *220*, 391-396.
- Moonen, P. C.; Cape, J. N.; Storeton-West, R. L.; McColm, R. Measurement of the NO + O₃ reaction rate at atmospheric pressure using realistic mixing ratios. *J. Atmos. Chem.* **1998**, *29*, 299-314.
- Moore, C. E. *Atomic Energy Levels*; NSRDS: Washington, DC, 1971; Vol. 1.
- Moore, R. M. The solubility of a suite of low molecular weight organochlorine compounds in seawater and implications for estimating the marine source of methyl chloride to the atmosphere. *Chemosphere - Global Change Science* **2000**, *2*, 95-99.
- Moore, R. M.; Geen, C. E.; Tait, V. K. Determination of Henry law constants for a suite of naturally-occurring halogenated methanes in seawater. *Chemosphere* **1995**, *30*, 1183-1191.
- Moore, S. B.; Carr, R. W. Kinetics of the reactions of CF₂ClO₂ radicals with nitrogen dioxide. *J. Phys. Chem.* **1990**, *94*, 1393-1400.
- Moore, S. B.; Keyser, L. F.; Leu, M. T.; Turco, R. P.; Smith, R. H. Heterogeneous reactions on nitric acid trihydrate. *Nature* **1990**, *345*, 333-335.
- Moore, T. A.; Okumura, M.; Minton, T. K. Photodissociation of Cl₂O at 248 and 308 nm. *J. Chem. Phys.* **1997**, *107*, 3337-3338.
- Moore, T. A.; Okumura, M.; Seale, J. W.; Minton, T. K. UV photolysis of ClOOCl. *J. Phys. Chem. A* **1999**, *103*, 1692-1695.
- Moore, T. A.; Okumura, M.; Tagawa, M.; Minton, T. K. Dissociation dynamics of ClONO₂ and relative Cl and ClO product yields following photoexcitation at 308 nm. *Faraday Discuss.* **1995**, *100*, 295-307.
- Moortgat, G. K. Important photochemical processes in the atmosphere. *Pure Appl. Chem.* **2001**, *73*, 487-490.
- Moortgat, G. K. RADICAL: Evaluation of Radical Sources in Atmospheric Chemistry through Chamber and Laboratory Studies, ENVA-CT97-0419, EUR 20254 EN, **2002**.
- Moortgat, G. K.; Klippel, W.; Möbus, K. H.; Seiler, W.; Warneck, P. Federal Aviation Administration, Washington, DC FAA-EE-80-47, **1980**.
- Moortgat, G. K.; Meller, R.; Schneider, W. Temperature dependence (256-296K) of the absorption cross-sections of bromoform in the wavelength range 285-360 nm. In *The Tropospheric Chemistry of Ozone in the Polar Regions*; Niki, H., Becker, K. H., Eds.; Springer-Verlag: Berlin, **1993**; pp 359-369.
- Moortgat, G. K.; Meyrahn, H.; Warneck, P. Photolysis of acetaldehyde in air: CH₄, CO and CO₂ quantum yields. *ChemPhysChem* **2010**, *11*, 3896-3908, doi:10.1002/cphc.201000757.
- Moortgat, G. K.; Seiler, W.; Warneck, P. Photodissociation of HCHO in air: CO and H₂ quantum yields at 220 and 300 K. *J. Chem. Phys.* **1983**, *78*, 1185-1190.
- Moortgat, G. K.; Slemr, F.; Seiler, W.; Warneck, P. Photolysis of formaldehyde: Relative quantum yields of H₂ and CO in the wavelength range 270 - 360 nm. *Chem. Phys. Lett.* **1978**, *54*, 444-447.
- Moortgat, G. K.; Warneck, P. CO and H₂ quantum yields in the photodecomposition of formaldehyde in air. *J. Chem. Phys.* **1979**, *70*, 3639-3651.
- Moortgat, G.; Veyret, B.; Lesclaux, R. Absorption spectrum and kinetics of reactions of the acetylperoxy radical. *J. Phys. Chem.* **1989**, *93*, 2362-2368, doi:10.1021/j100343a032.

- Morajkar, P.; Schoemaeker, C.; Okumura, M.; Fittchen, C. Direct measurement of the equilibrium constants of the reaction of formaldehyde and acetaldehyde with HO₂ radicals. *Int. J. Chem. Kinet.* **2014**, *46*, 245-259, doi:10.1002/kin.20817.
- Mordaunt, D. H.; Ashfold, M. N. R.; Dixon, R. N. Dissociation dynamics of H₂O(D₂O) following photoexcitation at the Lyman- α wavelength (121.6 nm). *J. Chem. Phys.* **1994**, *100*, 7360-7375.
- Morel, O.; Simonaitis, R.; Hecklen, J. Ultraviolet absorption spectra of HO₂NO₂, CCl₃O₂NO₂, CCl₂FO₂NO₂, and CH₃O₂NO₂. *Chem. Phys. Lett.* **1980**, *73*, 38-41.
- Moreno, E.; Aranda, A.; Díaz-de-Mera, Y.; Notario, A.; Rodríguez, D.; Bravo, I. Uptake of partially fluorinated alcohols on atmospheric ice surfaces. *Atmos. Environ.* **2012**, *60*, 76-81, doi:10.1016/j.atmosenv.2012.06.028.
- Morley, C.; Smith, I. W. M. Rate measurements of reactions of OH by resonance absorption .I. Reactions of OH with NO₂ and NO. *J. Chem. Soc. Faraday Trans. 2* **1972**, *68*, 1016-1030.
- Morokuma, K.; Mugurama, C. Ab initio molecular orbital study of the mechanism of the gas phase reaction SO₃ + H₂O: Importance of the second water molecule. *J. Am. Chem. Soc.* **1994**, *116*, 10316-10317.
- Morris, E. D., Jr.; Niki, H. Mass spectrometric study of the reaction of hydroxyl radical with formaldehyde. *J. Chem. Phys.* **1971**, *55*, 1991-1992.
- Morris, E. D., Jr.; Niki, H. Reactivity of hydroxyl radicals with olefins. *J. Phys. Chem.* **1971**, *75*, 3640-3641, doi:10.1021/j100692a031.
- Morris, E. D.; Niki, H. Reaction of the nitrate radical with acetaldehyde and propylene. *J. Phys. Chem.* **1974**, *78*, 1337-1338.
- Morris, E. D.; Stedman, D. H.; Niki, H. Mass spectrometric study of the reactions of the hydroxyl radical with ethylene, propylene, and acetaldehyde in a discharge-flow system. *J. Am. Chem. Soc.* **1971**, *93*, 3570-3572, doi:10.1021/ja00744a004.
- Mörs, V.; Hoffman, A.; Malms, W.; Zellner, R. Time resolved studies of intermediate products in the oxidation of HCFC 141b (CFCl₂CH₃) and HCFC 142b (CF₂ClCH₃). *Ber. Bunsenges, Phys. Chem.* **1996**, *100*, 540-552.
- Morten Hundt, P.; Bisson, R.; Beck, R. D. The sticking probability of D₂O-water on ice: Isotope effects and the influence of vibrational excitation. *J. Chem. Phys.* **2012**, *137*, 074701, doi:10.1063/1.4742914.
- Mossinger, J. C.; Cox, R. A. Heterogeneous reaction of HOI with sodium halide salts. *J. Phys. Chem. A* **2001**, *105*, 5165-5177, doi:10.1021/jp0044678.
- Mossinger, J. C.; Hynes, R. G.; Cox, R. A. Interaction of HOBr and HCl on ice surfaces in the temperature range 205-227 K. *J. Geophys. Res.* **2002**, *107*, 4740, doi:10.1029/2002JD002151.
- Mössinger, J. C.; Rowley, D. M.; Cox, R. A. The UV-visible absorption cross-sections of IONO₂. *Atmos. Chem. Phys.* **2002**, *2*, 227-234.
- Mössinger, J. C.; Shallcross, D. E.; Cox, R. A. UV-Vis absorption cross-sections and atmospheric lifetimes of CH₂Br₂, CH₂I₂ and CH₂BrI. *J. Chem. Soc. Faraday Trans.* **1998**, *94*, 1391-1396.
- Mota, R.; Parafita, R.; Giuliani, A.; Hubin-Franskin, M.-J.; Lourenço, J. M. C.; Garcia, G.; Hoffmann, S. V.; Mason, N. J.; Ribeiro, P. A.; Raposo, M.; Limão-Vieira, P. Water VUV electronic state spectroscopy by synchrotron radiation. *Chem. Phys. Lett.* **2005**, *416*, 152-159, doi:10.1016/j.cplett.2005.09.073.
- Motte-Tollet, F.; Ska, M.-P.; Marston, G. M.; Walker, I. C.; Siggel, M. R. F.; Gingell, J. M.; Kaminski, L.; Brown, K.; Mason, N. J. Absolute cross sections for the VUV optical absorption of Cl₂O in the 6.5-9.7 eV energy range. *Chem. Phys. Lett.* **1997**, *275*, 298-306.
- Mount, G. H.; Warden, E. S.; Moos, H. W. Photoabsorption cross sections of methane from 1400 to 1850 Å. *Astrophys. J.* **1977**, *214*, L47-L49.
- Mousavipour, S. H.; Mortazavi, M.; Hematti, O. Multichannel RRKM-TST and direct dynamics CVT study of the reaction of hydrogen sulfide with ozone. *J. Phys. Chem. A* **2013**, *117*, 6744-6756, doi:10.1021/jp404738d.
- Mozurkewich, M.; Calvert, J. Reaction probability of N₂O₅ on aqueous aerosols. *J. Geophys. Res.* **1988**, *93*, 15882-15896.
- Mozurkewich, M.; McMurray, P. H.; Gupta, A.; Calvert, J. G. Mass accommodation coefficient for HO₂ radicals on aqueous particles. *J. Geophys. Res.* **1987**, *92*, 4163-4170.
- Msibi, I. M.; Li, Y.; Shi, J. P.; Harrison, R. M. Determination of heterogeneous reaction probability using deposition profile measurement in an annular reactor: application to the N₂O₅/H₂O reaction. *J. Atmos. Chem.* **1994**, *18*, 291-300.
- Msibi, I. M.; Shi, J. P.; Harrison, R. M. Accommodation coefficient for trace gas uptake using deposition profile measurement in an annular reactor. *J. Atmos. Chem.* **1993**, *17*, 339-351.
- Muenter, A. H.; Koehler, B. G. Adsorption of ammonia on soot at low temperatures. *J. Phys. Chem. A* **2000**, *104*, 8527-8534, doi:10.1021/jp0017339.
- Müller, B.; Heal, M. R. The mass accommodation coefficient of ozone on an aqueous surface. *Phys. Chem. Chem. Phys.* **2002**, *4*, 3365-3369, doi:10.1039/b202491h.

- Muller, D. F.; Houston, P. L. Direct observation of electronic-to-vibrational energy transfer for $O_2(^1\Sigma)$ to $CO_2(v_3)$. *J. Phys. Chem.* **1981**, *85*, 3563-3565, doi:10.1021/j150624a007.
- Müller, H. S. P.; Willner, H. Gas phase studies on chloryl chloride, $ClClO_2$. *Ber. Bunsenges. Phys. Chem.* **1992**, *96*, 427-431.
- Müller, H. S. P.; Willner, H. Synthesis and properties of chloryl chloride, $ClClO_2$. *Inorg. Chem.* **1992**, *31*, 2527-2534.
- Müller, M. A.; Yetter, R. A.; Dryer, F. L. Kinetic modeling of the $CO/H_2O/O_2/NO/SO_2$ system: Implications for high-pressure fall-off in the $SO_2 + O(+M) = SO_3(+M)$ reaction. *Int. J. Chem. Kinet.* **2000**, *32*, 317-339.
- Munder, B.; Lidal, H.; Sandall, O. C. Physical solubility of hydrogen sulfide in aqueous solutions of 2-(tert-butylamino)ethanol. *J. Chem. Eng. Data* **2000**, *45*, 1201-1204, doi:10.1021/je000166f.
- Munk, J.; Pagsberg, P.; Ratajczak, E.; Sillesen, A. Spectrokinetic studies of ethyl and ethylperoxy radicals. *J. Phys. Chem.* **1986**, *90*, 2752-2757, doi:10.1021/j100403a038.
- Murray, B. J.; Plane, M. C. The uptake of atomic oxygen on ice films: Implications for noctilucent clouds. *Phys. Chem. Chem. Phys.* **2003**, *107*, 4129-4138, doi:10.1039/b305555h.
- Murray, C. N.; Riley, J. P. The solubility of gases in distilled water and sea water—IV. Carbon dioxide. *Deep Sea Research* **1971**, *18*, 533-541.
- Murray, C.; Derro, E. L.; Sechler, T. D.; Lester, M. I. Stability of the hydrogen trioxide radical via infrared action spectroscopy. *J. Phys. Chem. A* **2007**, *111*, 4727-4730, doi:10.1021/jp071473w.
- Murrells, T. P.; Lovejoy, E. R.; Ravishankara, A. R. Oxidation of CS_2 by reaction with OH. 1. Equilibrium constant for the reaction $OH + CS_2 \rightleftharpoons CS_2OH$ and the kinetics of the $CS_2OH + O_2$ reaction. *J. Phys. Chem.* **1990**, *94*, 2381-2386.
- Murtagh, D. P. The O_2 Schumann-Runge system - New calculations of photodissociation cross-sections. *Planet. Space Sci.* **1988**, *36*, 819-828.
- Myer, J. A.; Samson, J. A. R. Absorption cross section and photoionization yield of I_2 between 1050 and 2200 Å. *J. Chem. Phys.* **1970**, *52*, 716-718.
- Myer, J. A.; Samson, J. A. R. Vacuum-ultraviolet absorption cross sections of CO, HCl, and ICN between 1050 and 2100 Å. *J. Chem. Phys.* **1970**, *52*, 266-271.
- Myers, G. H.; O'Brien, R. J., Jr. Quenching of $O_2(b^1\Sigma_g^+)$. *Ann. N.Y. Acad. Sci.* **1970**, *171*, 224-225.
- Myers, T. L.; Forde, N. R.; Hu, B.; Kitchen, D. C.; Butler, L. J. The influence of local electronic character and nonadiabaticity in the photodissociation of nitric acid at 193 nm. *J. Chem. Phys.* **1997**, *81*, 5361-5373.
- Myhre, C. E. L.; Nielsen, C. J.; Saastad, O. W. Density and surface tension of aqueous H_2SO_4 at low temperature. *J. Chem. Eng. Data* **1998**, *43*, 617-622.

N

[Back to Index](#)

- Nádasdia, R.; Kovácsa, G.; Szilágyia, I.; Demetera, A.; Dóbbé, S. Exciplex laser photolysis study of acetone with relevance to tropospheric chemistry. *Chem. Phys. Lett.* **2007**, *440*, 31-35, doi:10.1016/j.cplett.2007.04.014.
- Nadtochenko, V. A.; Sarkisov, O. M.; Vedeneev, V. I. *Doklady Akademii Nauk SSSR* **1979**, *244*, 152.
- Nagakura, S.; Kaya, K.; Tsubomura, H. Vacuum ultraviolet absorption spectra and electronic structures of formic acid, acetic acid and ethyl acetate. *J. Mol. Spectrosc.* **1964**, *13*, 1-8.
- Nagase, S.; Hashimoto, S.; Akimoto, H. $HOSO_2$ and $HOSO_4$ radicals studied by ab initio calculation and matrix isolation technique. *J. Phys. Chem.* **1988**, *92*, 641-644, doi:10.1021/j100314a015.
- Nagy, B.; Csontos, J.; Kállay, M.; Tasi, G. High-accuracy theoretical study on the thermochemistry of several formaldehyde derivatives. *J. Phys. Chem. A* **2010**, *114*, 13213-13221, doi:10.1021/jp1085203.
- Nagy, B.; Csontos, J.; Szakács, P.; Kállay, M. High-accuracy theoretical thermochemistry of fluoroethanes. *J. Phys. Chem. A* **2014**, *118*, 4824-4836, doi:10.1021/jp503492a.
- Nagy, B.; Szakács, P.; Csontos, J.; Rolik, Z.; Tasi, G.; Kallay, M. High-accuracy theoretical thermochemistry of atmospherically important sulfur-containing molecules. *J. Phys. Chem. A* **2011**, *115*, 7823-7833, doi:10.1021/jp203406d.
- Naidoo, J., A. Goumri, and P. Marshall A kinetic study of the reaction of atomic oxygen with SO_2 . *Proc. Combust. Inst.* **2005**, *30*, 1219-1225, doi:10.1016/j.proci.2004.08.214.
- Nakano, Y., M. Goto, S. Hashimoto, M. Kawasaki, and T. J. Wallington Cavity ring-down spectroscopic study of the reactions of Br atoms and BrO radicals with dimethyl sulfide. *J. Phys. Chem. A* **2001**, *105*, 11045-11050, doi:10.1021/jp012326f.
- Nakano, Y.; Enami, S.; Nakamichi, S.; Aloisio, S.; Hashimoto, S.; Kawasaki, M. Temperature and pressure dependence study of the reaction of IO radicals with dimethyl sulfide by cavity ring-down laser spectroscopy. *J. Phys. Chem.* **2003**, *107*, 6381-6387, doi:10.1021/jp0345147.
- Nakano, Y.; Ishiwata, T.; Aloisio, S.; Kawasaki, M. Temperature and pressure dependence of the rate constants of the reaction of NO_3 radical with CH_3SCH_3 . *J. Phys. Chem. A* **2006**, *110*, 7401-7405, doi:10.1021/jp0612230.

- Nakano, Y.; Sadamori, K.; Hosho, Y.; Ishiwata, T. Study of the pressure dependence of the rate constant of the reaction of NO₃ with NO₂. *Chem. Phys. Lett.* **2011**, *513*, 27-30, doi:10.1016/j.cplett.2011.07.060.
- Nakayama, T.; Kitamura, M. T.; Watanabe, K. Ionization potential and absorption coefficients of nitrogen dioxide. *J. Chem. Phys.* **1959**, *30*, 1180-1186.
- Nakayama, T.; Takahashi, K.; Matsumi, Y.; Fujiwara, H. Laboratory study of O(¹S) formation in the photolysis of O₃ and its atmospheric implications. *J. Atmos. Chem.* **2006**, *53*, 107-122, doi:10.1007/s10874-006-0597-3.
- Napier, I. M.; Norrish, R. G. W. The photolysis and pyrolysis of nitromethane and methyl nitrite. *Proc. Roy. Soc. London A* **1967**, *299*, 317-336.
- Nathanson, G. M. Molecular beam studies of gas-liquid interfaces. *Ann. Rev. Phys. Chem.* **2004**, *55*, 231-255.
- Nava, D. F.; Bosco, S. R.; Stief, L. J. Rate constant for the reaction of O(³P) with HBr from 221 to 455 K. *J. Chem. Phys.* **1983**, *78*, 2443-2448.
- Nava, D. F.; Brobst, W. D.; Stief, L. J. Temperature study of the rates of the reactions of atomic chlorine with H₂S and C₂H₄S. *J. Phys. Chem.* **1985**, *89*, 4703-4707, doi:10.1021/j100268a012.
- Nava, D. F.; Michael, J. V.; Stief, L. J. Rate constant for the reaction of atomic bromine with formaldehyde from 223 to 480 K. *J. Phys. Chem.* **1981**, *85*, 1896-1899, doi:10.1021/j150613a024.
- Nayak, A. K.; Buckley, T. J.; Kurylo, M. J.; Fahr, A. Temperature dependence of the gas and liquid phase ultraviolet absorption cross sections of HCFC-123 (CF₃CHCl₂) and HCFC-142b (CH₃CF₂Cl). *J. Geophys. Res.* **1996**, *101*, 9055-9062.
- Nayak, A. K.; Kurylo, M. J.; Fahr, A. UV absorption cross sections of methylchloroform: Temperature-dependent gas and liquid phase measurements. *J. Geophys. Res.* **1995**, *100*, 11185-11189.
- Nee, J. B. Ultraviolet absorption of Cl₂O. *J. Quant. Spectrosc. Radiat. Transfer* **1991**, *46*, 55-58.
- Nee, J. B.; Lee, P. C. Detection of O(¹D) produced in the photodissociation of O₂ in the Schumann-Runge continuum. *J. Phys. Chem. A* **1997**, *101*, 6653-6657.
- Nee, J. B.; Suto, M.; Lee, L. C. Photoabsorption cross section of HF at 107-145 nm. *J. Phys. B: At. Mol. Phys.* **1985**, *18*, L293-L294.
- Nee, J. B.; Suto, M.; Lee, L. C. Quantitative photoabsorption and fluorescence study of HCl in vacuum ultraviolet. *J. Chem. Phys.* **1986**, *85*, 719-724, doi:10.1063/1.451278.
- Nee, J. B.; Suto, M.; Lee, L. C. Quantitative spectroscopy study of HBr in the 105-235 nm region. *J. Chem. Phys.* **1986**, *85*, 4919-4924, doi:10.1063/1.451728.
- Neeb, P.; Kolloff, A.; Koch, S.; Moortgat, G. K. Rate constants for the reactions of methylvinyl ketone, methacrolein, methacrylic acid, and acrylic acid with ozone. *Int. J. Chem. Kinet.* **1998**, *30*, 769-776, doi:10.1002/(SICI)1097-4601(1998)30:10<769::AID-KIN9>3.0.CO;2-T.
- Neeb, P.; Moortgat, G. K. Formation of OH radicals in the gas-phase reaction of propene, isobutene, and isoprene with O₃: Yields and mechanistic implications. *J. Phys. Chem. A* **1999**, *103*, 9003-9012.
- Nelson, C. M.; Moore, T. A.; Okumura, M.; Minton, T. K. Photodissociation of ClONO₂ at 193 and 248 nm. *Chem. Phys.* **1996**, *2248*, 287-307.
- Nelson, C. M.; Moore, T. A.; Okumura, M.; Minton, T. K. Primary and secondary dissociation pathways in the ultraviolet photolysis of Cl₂O. *J. Chem. Phys.* **1994**, *100*, 8055-8064.
- Nelson, D. D., Jr.; Wormhoudt, J. C.; Zahniser, M. S.; Kolb, C. E.; Ko, M. K. W.; Weisenstein, D. K. OH reaction kinetics and atmospheric impact of 1-bromopropane. *J. Phys. Chem. A* **1997**, *101*, 4987-4990.
- Nelson, D. D., Jr.; Zahniser, M. S. A mechanistic study of the reaction of HO₂ radical with ozone. *J. Phys. Chem.* **1994**, *98*, 2101-2104, doi:10.1021/j100059a020.
- Nelson, D. D., Jr.; Zahniser, M. S.; Kolb, C. E. Chemical kinetics of the reactions of the OH radical with several hydrochlorofluoropropanes. *J. Phys. Chem.* **1992**, *96*, 249-253.
- Nelson, D. D., Jr.; Zahniser, M. S.; Kolb, C. E. OH reaction kinetics and atmospheric lifetimes of CF₃CFHCF₃ and CF₃CH₂Br. *Geophys. Res. Lett.* **1993**, *20*, 197-200.
- Nelson, D. D.; Zahniser, M. S.; Kolb, C. E.; Magid, H. OH reaction kinetics and atmospheric lifetime estimates for several hydrofluorocarbons. *J. Phys. Chem.* **1995**, *99*, 16301-16306, doi:10.1021/j100044a016.
- Nelson, H. H.; Johnston, H. S. Kinetics of the reaction of Cl with ClNO and ClNO₂ and the photochemistry of ClNO₂. *J. Phys. Chem.* **1981**, *85*, 3891-3896.
- Nelson, L.; Rattigan, O.; Neavyn, R.; Sidebottom, H.; Treacy, J.; Nielsen, O. J. Absolute and relative rate constants for the reactions of hydroxyl radicals and chlorine atoms with a series of aliphatic alcohols and ethers at 298 K. *Int. J. Chem. Kinet.* **1990**, *22*, 1111-1126.
- Nelson, L.; Shanahan, I.; Sidebottom, H. W.; Treacy, J.; Nielsen, O. J. Kinetics and mechanism for the oxidation of 1,1,1-trichloroethane. *Int. J. Chem. Kinet.* **1990**, *22*, 577-590.
- Nesbitt, D. J.; Leone, S. R. Laser initiated chain reactions: A generalized extension to complex chemical chain systems. *J. Chem. Phys.* **1981**, *75*, 4949-4959.
- Nesbitt, D. J.; Leone, S. R. Laser-initiated chemical chain reactions. *J. Chem. Phys.* **1980**, *72*, 1722-1732.

- Nesbitt, F. L.; Gleason, J. F.; Stief, L. J. Temperature dependence of the rate constant for the reaction $\text{HCO} + \text{O}_2 \rightarrow \text{HO}_2 + \text{CO}$ at $T = 200\text{--}398$ K. *J. Phys. Chem. A* **1999**, *103*, 3038-3043.
- Nesbitt, F. L.; Monks, P. S.; Payne, W. A.; Stief, L. J.; Toumi, R. The reaction $\text{O}(^3\text{P}) + \text{HOBr}$: Temperature dependence of the rate constant and importance of the reaction as an HOBr stratospheric loss process. *Geophys. Res. Lett.* **1995**, *22*, 827-830.
- Nesbitt, F. L.; Nava, D. F.; Payne, W. A.; Stief, L. J. Absolute rate constant for the reaction of $\text{Cl}(^2\text{P})$ with ClNO . *J. Phys. Chem.* **1987**, *91*, 5337-5340, doi:10.1021/j100304a039.
- Nesbitt, F. L.; Payne, W. A.; Stief, L. J. Temperature dependence for the absolute rate constant for the reaction $\text{CH}_2\text{OH} + \text{O}_2 \rightarrow \text{HO}_2 + \text{H}_2\text{CO}$ from 215 to 300 K. *J. Phys. Chem.* **1988**, *92*, 4030-4032, doi:10.1021/j100325a008.
- Nguyen, M. T.; Matus, M. H.; Lester, W. A., Jr.; Dixon, D. A. Heats of formation of triplet ethylene, ethylidene, and acetylene. *J. Phys. Chem. A* **2008**, *112*, 2082-2087, doi:10.1021/jp074769a.
- Nguyen, M. T.; Nguyen, T. L.; Ngan, V. T.; Nguyen, H. M. T. Heats of formation of the Criegee formaldehyde oxide and dioxirane. *Chem. Phys. Lett.* **2007**, *448*, 183-188, doi:10.1016/j.cplett.2007.10.033.
- Nguyen, T. L.; Xue, B.; Weston, R. E., Jr.; Barker, J. R.; Stanton, J. F. Reaction of HO with CO: Tunneling is indeed important. *J. Phys. Chem. Lett.* **2012**, *3*, 1549-1553, doi:10.1021/jz300443a.
- Ni, C.-K.; Flynn, G. W. State and velocity distributions of Cl atoms produced in the photodissociation of ICl at 237 nm. *Chem. Phys. Lett.* **1993**, *210*, 333-339.
- Nicholas, J. E.; Norrish, R. G. W. Some reactions in the chlorine and oxygen system studied by flash photolysis. *Proc. Roy. Soc. A* **1968**, *307*, 391-397.
- Nickolaisen, S. L.; Friedl, R. R.; Sander, S. P. Kinetics and mechanism of the $\text{ClO} + \text{ClO}$ reaction: Pressure and temperature dependences of the bimolecular and termolecular channels and thermal decomposition of chlorine peroxide, ClOOCl . *J. Phys. Chem.* **1994**, *98*, 155-169, doi:10.1021/j100052a027.
- Nickolaisen, S. L.; Miller, C. E.; Sander, S. P.; Hand, M. R.; Williams, I. H.; Francisco, J. S. Pressure dependence and metastable state formation in the photolysis of dichlorine monoxide (Cl_2O). *J. Chem. Phys.* **1996**, *104*, 2857-2868.
- Nickolaisen, S. L.; Roehl, C. M.; Blakeley, L. K.; Friedl, R. R.; Francisco, J. S.; Liu, R. F.; Sander, S. P. Temperature dependence of the $\text{HO}_2 + \text{ClO}$ reaction. 1. Reaction kinetics by pulsed photolysis-ultraviolet absorption and ab initio studies of the potential surface. *J. Phys. Chem. A* **2000**, *104*, 308-319, doi:10.1021/jp992753h.
- Nickolaisen, S. L.; Sander, S. P.; Friedl, R. R. Pressure-dependent yields and product branching ratios in the broadband photolysis of chlorine nitrate. *J. Phys. Chem.* **1996**, *100*, 10165-10178, doi:10.1021/jp953612s.
- Nickolaisen, S. L.; Veney, D. W.; Cartland, H. E. $\text{CO}(v,J)$ product state distributions from the reaction $\text{O}(^3\text{P}) + \text{OCS} \rightarrow \text{CO} + \text{SO}$. *J. Chem. Phys.* **1994**, *100*, 4925-4931.
- Nicolet, M. The photodissociation of water vapor in the mesosphere. *J. Geophys. Res.* **1981**, *86*, 5203-5208.
- Nicolet, M. The solar spectral irradiance and its action in the atmospheric photo-dissociation processes. *Planet. Space Sci.* **1981**, *29*, 951-974.
- Nicolet, M.; Kennes, R. Aeronomic problems of molecular-oxygen photodissociation .6. Photodissociation frequency and transmittance in the spectral range of the Schumann-Runge bands. *Planet. Space Sci.* **1989**, *37*, 459-491.
- Nicolet, M.; Kennes, R. Aeronomic problems of the molecular oxygen photodissociation, I. The O_2 Herzberg continuum. *Planet. Space Sci.* **1986**, *34*, 1043-1059.
- Nicolet, M.; Kennes, R. Aeronomic problems of the molecular oxygen photodissociation –IV. The various parameters for the Herzberg Continuum. *Planet. Space Sci.* **1988**, *36*, 1069-1076.
- Nicovich, J. M.; Kreutter, K. D.; Shackelford, C. J.; Wine, P. H. Thermochemistry and kinetics of the $\text{Cl} + \text{O}_2$ association reaction. *Chem. Phys. Lett.* **1991**, *179*, 367-373.
- Nicovich, J. M.; Kreutter, K. D.; van Dijk, C. A.; Wine, P. H. Temperature dependent kinetics studies of the reactions $\text{Br}(^2\text{P}_{3/2}) + \text{H}_2\text{S} \leftrightarrow \text{SH} + \text{HBr}$ and $\text{Br}(^2\text{P}_{3/2}) + \text{CH}_3\text{SH} \leftrightarrow \text{CH}_3\text{S} + \text{HBr}$. Heats of formation of SH and CH_3S radicals. *J. Phys. Chem.* **1992**, *96*, 2518-2528.
- Nicovich, J. M.; Kreutter, K. D.; Wine, P. H. Kinetics and thermochemistry of ClCO formation from the $\text{Cl} + \text{CO}$ association reaction. *J. Chem. Phys.* **1990**, *92*, 3539-3544.
- Nicovich, J. M.; Kreutter, K. D.; Wine, P. H. Kinetics of the reactions of $\text{Cl}(^2\text{P}_1)$ and $\text{Br}(^2\text{P}_{3/2})$ with O_3 . *Int. J. Chem. Kinet.* **1990**, *22*, 399-414.
- Nicovich, J. M.; Parthasarathy, S.; Pope, F. D.; Pegus, A. T.; McKee, M. L.; Wine, P. H. Kinetics, mechanism, and thermochemistry of the gas phase reaction of atomic chlorine with dimethyl sulfoxide. *J. Phys. Chem. A* **2006**, *110*, 6874-6885, doi:10.1021/jp0567467.
- Nicovich, J. M.; Shackelford, C. J.; Wine, P. H. Kinetics and thermochemistry of reversible adduct formation in the reaction of $\text{Cl}(^2\text{P}_1)$ with CS_2 . *J. Phys. Chem.* **1990**, *94*, 2896-2903.

- Nicovich, J. M.; Wang, L.; McKee, M. L.; Wine, P. H. Kinetics and thermochemistry of the $\text{Cl}(^2P_J) + \text{C}_2\text{Cl}_4$ association reaction. *J. Phys. Chem.* **1996**, *100*, 680-688, doi:10.1021/jp952396k.
- Nicovich, J. M.; Wang, S.; Wine, P. H. Kinetics of the reactions of atomic chlorine with H_2S , D_2S , CH_3SH , and CD_3SD . *Int. J. Chem. Kinet.* **1995**, *27*, 359-368.
- Nicovich, J. M.; Wine, P. H. Kinetics of the reactions of $\text{O}(^3P)$ and $\text{Cl}(^2P)$ with HBr and Br_2 . *Int. J. Chem. Kinet.* **1990**, *22*, 379-397.
- Nicovich, J. M.; Wine, P. H. Temperature dependence of the $\text{O} + \text{HO}_2$ rate coefficient. *J. Phys. Chem.* **1987**, *91*, 5118-5123, doi:10.1021/j100303a049.
- Nicovich, J. M.; Wine, P. H. Temperature-dependent absorption cross sections for hydrogen peroxide vapor. *J. Geophys. Res.* **1988**, *93*, 2417-2421.
- Nicovich, J. M.; Wine, P. H.; Ravishankara, A. R. Pulsed laser photolysis kinetics study of the $\text{O}(^3P) + \text{ClO}$ reaction. *J. Chem. Phys.* **1988**, *89*, 5670-5679.
- Nielsen, O. J. Rate constants for the gas-phase reactions of OH radicals with CH_3CHF_2 and CHCl_2CF_3 over the temperature range 295-388 K. *Chem. Phys. Lett.* **1991**, *187*, 286-290.
- Nielsen, O. J.; Ellermann, T.; Bartkiewicz, E.; Wallington, T. J.; Hurley, M. D. UV absorption spectra, kinetics and mechanisms of the self-reaction of CHF_2O_2 radicals in the gas phase at 298 K. *Chem. Phys. Lett.* **1992**, *192*, 82-88.
- Nielsen, O. J.; Ellermann, T.; Sehested, J.; Bartkiewicz, E.; Wallington, T. J.; Hurley, M. D. UV absorption spectra, kinetics, and mechanisms of the self reaction of CF_3O_2 in the gas phase at 298 K. *Int. J. Chem. Kinet.* **1992**, *24*, 1009-1021.
- Nielsen, O. J.; Ellermann, T.; Sehested, J.; Wallington, T. J. Ultraviolet absorption spectrum and kinetics and mechanism of the self-reaction of $\text{CHF}_2\text{CF}_2\text{O}_2$ radicals in the gas phase at 298 K. *J. Phys. Chem.* **1992**, *96*, 10875-10879.
- Nielsen, O. J.; Gamborg, E.; Sehested, J.; Wallington, T. J.; Hurley, M. D. Atmospheric chemistry of HFC-143a: Spectrokinetic investigation of the $\text{CF}_3\text{CH}_2\text{O}_2^\bullet$ radical, its reactions with NO and NO_2 and the fate of $\text{CF}_3\text{CH}_2\text{O}$. *J. Phys. Chem. A* **1994**, *98*, 9518-9525.
- Nielsen, O. J.; Javadi, M. S.; Sulbaek Andersen, M. P.; Hurley, M. D.; Wallington, T. J.; Singh, R. Atmospheric chemistry of $\text{CF}_3\text{CF}=\text{CH}_2$: Kinetics and mechanisms of gas-phase reactions with Cl atoms, OH radicals, and O_3 . *Chem. Phys. Lett.* **2007**, *439*, 18-22, doi:10.1016/j.cplett.2007.03.053.
- Nielsen, O. J.; Johnson, M. S.; Wallington, T. J.; Christensen, L. K.; Platz, J. UV absorption cross sections of HO_2 , CH_3O_2 , $\text{C}_2\text{H}_5\text{O}_2$ and $\text{CH}_3\text{C}(\text{O})\text{CH}_2\text{O}_2$ radicals and mechanism of the reactions of F and Cl atoms with $\text{CH}_3\text{C}(\text{O})\text{CH}_3$. *Int. J. Chem. Kinet.* **2002**, *34*, 283-291, doi:10.1002/kin.10037.
- Nielsen, O. J.; Jørgensen, O.; Donlon, M.; Sidebottom, H. W.; O'Farrell, D. J.; Treacy, J. Rate constants for the gas-phase reactions of OH radicals with nitroethene, 3-nitropropene and 1-nitrocyclohexene at 298 K and 1 atm. *Chem. Phys. Lett.* **1990**, *168*, 319-323, doi:10.1016/0009-2614(90)85618-M.
- Nielsen, O. J.; Munk, J.; Locke, G.; Wallington, T. J. Ultraviolet absorption spectra and kinetics of the self-reaction of CH_2Br and CH_2BrO_2 radicals in the gas phase at 298 K. *J. Phys. Chem.* **1991**, *95*, 8714-8719.
- Nielsen, O. J.; Munk, J.; Pagsberg, P.; Sillesen, A. Absolute rate constants for the gas-phase reaction of OH radicals with cyclohexane and ethane at 295 K. *Chem. Phys. Lett.* **1986**, *128*, 168-171.
- Nielsen, O. J.; Sehested, J. Upper limits for the rate constants of the reactions of CF_3O_2 and CF_3O radicals with ozone at 295 K. *Chem. Phys. Lett.* **1993**, *213*, 433-441.
- Nielsen, O. J.; Sidebottom, H. W.; Donlon, M.; Treacy, J. An absolute- and relative-rate study of the gas-phase reaction of OH radicals and Cl atoms with *n*-alkyl nitrates. *Chem. Phys. Lett.* **1991**, *178*, 163-170.
- Nielsen, O. J.; Sidebottom, H. W.; Nelson, L.; Rattigan, O.; Treacy, J. J.; O'Farrell, D. J. Rate constants for the reactions of OH radicals and Cl atoms with diethyl sulfide, Di-*n*-propyl sulfide, and Di-*n*-butyl sulfide. *Int. J. Chem. Kinet.* **1990**, *22*, 603-612.
- Nielsen, O. J.; Sidebottom, H. W.; Nelson, L.; Treacy, J. J.; O'Farrell, D. J. An absolute and relative rate study of the reaction of OH radicals with dimethyl sulfide. *Int. J. Chem. Kinet.* **1989**, *21*, 1101-1112.
- Niki, H.; Daby, E. E.; Weinstock, B. In *Twelfth Symposium (International) on Combustion*; The Combustion Institute, **1969**; pp 277.
- Niki, H.; Maker, P. D.; Breitenbach, L. P.; Savage, C. M. FTIR studies of the kinetics and mechanism for the reaction of Cl atom with formaldehyde. *Chem. Phys. Lett.* **1978**, *57*, 596-599.
- Niki, H.; Maker, P. D.; Savage, C. M.; Breitenbach, L. P. A Fourier transform infrared study of the kinetics and mechanism for the reaction $\text{HO} + \text{CH}_3\text{OOH}$. *J. Phys. Chem.* **1983**, *87*, 2190-2193, doi:10.1021/j100235a030.
- Niki, H.; Maker, P. D.; Savage, C. M.; Breitenbach, L. P. An FTIR study of the Cl atom-initiated oxidation of CH_2Cl_2 and CH_3Cl . *Int. J. Chem. Kinet.* **1980**, *12*, 1001-1012.
- Niki, H.; Maker, P. D.; Savage, C. M.; Breitenbach, L. P. An FTIR study of the mechanism for the gas phase reaction between HO_2 radicals. *Chem. Phys. Lett.* **1980**, *73*, 43-46.

- Niki, H.; Maker, P. D.; Savage, C. M.; Breitenbach, L. P. Fourier transform infrared studies of the self-reaction of CH₃O₂ radicals. *J. Phys. Chem.* **1981**, *85*, 877-881, doi:10.1021/j150607a028.
- Niki, H.; Maker, P. D.; Savage, C. M.; Breitenbach, L. P. Fourier transform infrared studies of the self-reaction of C₂H₅O₂ radicals. *J. Phys. Chem.* **1982**, *86*, 3825-3829, doi:10.1021/j100216a023.
- Niki, H.; Maker, P. D.; Savage, C. M.; Breitenbach, L. P. Fourier transform infrared spectroscopic study of the kinetics for the HO radical reaction of ¹³C¹⁶O and ¹²C¹⁸O. *J. Phys. Chem.* **1984**, *88*, 2116-2119, doi:10.1021/j150654a034.
- Niki, H.; Maker, P. D.; Savage, C. M.; Breitenbach, L. P. Fourier transform infrared study of the kinetics and mechanism for the reaction of hydroxyl radical with formaldehyde. *J. Phys. Chem.* **1984**, *88*, 5342-5344, doi:10.1021/j150666a047.
- Niki, H.; Maker, P. D.; Savage, C. M.; Breitenbach, L. P. Fourier transform IR spectroscopic observation of chlorine nitrite, ClONO, formed via Cl + NO₂(+M) → ClONO(+M). *Chem. Phys. Lett.* **1978**, *59*, 78-79.
- Niki, H.; Maker, P. D.; Savage, C. M.; Breitenbach, L. P. Fourier transform infrared spectroscopic study of the kinetics for the HO radical reaction of ¹³C¹⁶O and ¹²C¹⁸O. *J. Phys. Chem.* **1984**, *88*, 2116-2119, doi:10.1021/j150654a034.
- Niki, H.; Maker, P. D.; Savage, C. M.; Breitenbach, L. P. Relative rate constants for the reaction of hydroxyl radical with aldehydes. *J. Phys. Chem.* **1978**, *82*, 132-134, doi:10.1021/j100491a002.
- Niki, H.; Maker, P. D.; Savage, C. M.; Hurley, M. D. Fourier transform infrared study of the kinetics and mechanisms for the Cl-atom- and HO-radical-initiated oxidation of glycolaldehyde. *J. Phys. Chem.* **1987**, *91*, 2174-2178, doi:10.1021/j100292a038.
- Nilsson, E. J. K.; Andersen, V. F.; Nielsen, O. J.; Johnson, M. S. Rate coefficients for the chemical reactions of CH₂F₂, CHClF₂, CH₂FCF₃ and CH₃CCl₃ with O(¹D) at 298 K. *Chem. Phys. Lett.* **2012**, *554*, 27-32, doi:10.1016/j.cplett.2012.10.001.
- Nilsson, E. J. K.; Joelsson, I. M. T.; Heimdal, J.; Johnson, M. S.; Nielsen, O. J. Re-evaluation of the reaction rate coefficient of CH₃Br + OH with implications for the atmospheric budget of methyl bromide. *Atmos. Environ.* **2013**, *80*, 70-74, doi:10.1016/j.atmosenv.2013.07.046.
- Nilsson, E. J. K.; Johnson, M. S.; Nielsen, O. J.; Kaiser, E. W.; Wallington, T. J. Kinetics of the gas-phase reactions of chlorine atoms with CH₂F₂, CH₃CCl₃, and CF₃CFH₂ over the temperature range 253-553 K. *Int. J. Chem Kinet.* **2009**, *41*, 401-406, doi:10.1002/kin.20398.
- Ninomiya, Y.; Hashimoto, S.; Kawasaki, M.; Wallington, T. J. Cavity ring-down study of BrO radicals: Kinetics of the Br + O₃ reaction and rate of relaxation of vibrationally excited BrO by collisions with N₂ and O₂. *Int. J. Chem. Kinet.* **2000**, *32*, 125-130.
- Ninomiya, Y.; Kawasaki, M.; Guschin, A.; Molina, L. T.; Molina, M. J.; Wallington, T. J. Atmospheric chemistry of *n*-C₃F₇OCH₃: Reaction with OH radicals and Cl atoms and atmospheric fate of *n*-C₃F₇OCH₂O(•) radicals. *Environ. Sci. Technol.* **2000**, *34*, 2973-2978, doi:10.1021/es991449z.
- Nip, W. S.; Paraskevopoulos, G. Rates of OH radical reactions. VI. Reactions with C₃H₆, 1-C₄H₈ and 1-C₅H₁₀ at 297 K. *J. Chem. Phys.* **1979**, *71*, 2170-2174, doi:10.1063/1.438599.
- Nip, W. S.; Singleton, D. L.; Cvetanovic, R. J. Gas-phase reactions of O(³P) atoms with methanethiol, ethanethiol, methyl sulfide, and dimethyl disulfide. 1. Rate constants and Arrhenius parameters. *J. Am. Chem. Soc.* **1981**, *103*, 3526-3530, doi:10.1021/ja00402a045.
- Nip, W. S.; Singleton, D. L.; Overend, R.; Paraskevopoulos, G. Rates of OH radical reactions. 5. Reactions with CH₃F, CH₂F₂, CHF₃, CH₃CH₂F, and CH₃CHF₂ at 297 K. *J. Phys. Chem.* **1979**, *83*, 2440-2443, doi:10.1021/j100482a003.
- Nishida, S.; Takahashi, K.; Matsumi, Y.; Taniguchi, N.; Hayashida, S. Formation of O(³P) atoms in the photolysis of N₂O at 193 nm and O(³P) + N₂O product channel in the reaction of O(¹D) + N₂O. *J. Phys. Chem. A* **2004**, *108*, 2451-2456, doi:10.1021/jp037034o S1089-5639(03)07034-8.
- NIST Computational Chemistry Comparison and Benchmark Database, NIST Standard Reference Database Number 101, Release 16a, August 2013. Johnson, R. D., III 2013, <http://cccbdb.nist.gov/>.
- Nizkorodov, S. A.; Harper, W. W.; Blackmon, B. W.; Nesbitt, D. J. Temperature dependent kinetics of the OH/HO₂/O₃ chain reaction by time-resolved IR laser absorption spectroscopy. *J. Phys. Chem. A* **2000**, *104*, 3964-3973, doi:10.1021/jp9934984.
- Nizkorodov, S. A.; Sander, S. P.; Brown, L. R. Temperature and pressure dependence of high-resolution air-broadened absorption cross sections of NO₂ (415-525 nm). *J. Phys. Chem. A* **2004**, *108*, 4864-4872, doi:10.1021/jp049461n.
- Nizkorodov, S. A.; Wennberg, P. O. First spectroscopic observation of gas-phase HOONO. *J. Phys. Chem. A* **2002**, *106*, 855-859, doi:10.1021/jp013598l.
- Nölle, A.; Heydtmann, H.; Meller, R.; Moortgat, G. K. Temperature dependent UV absorption spectra of carbonyl chloro-fluoride. *Geophys. Res. Lett.* **1993**, *20*, 707-710.

- Nölle, A.; Heydtmann, H.; Meller, R.; Schneider, W.; Moortgat, G. K. UV absorption spectrum and absorption cross sections of COF₂ at 296 K in the range 200-230 nm. *Geophys. Res. Lett.* **1992**, *19*, 281-284.
- Nölle, A.; Krumscheid, C.; Heydtmann, H. Determination of quantum yields in the UV photolysis of COF₂ and COFCl. *Chem. Phys. Lett.* **1999**, *299*, 561-565.
- Nolte, J.; Grussdorf, J.; Temps, F.; Wagner, H. Kinetics of the reaction HOCO + O₂ in the gas phase. *Z. Naturforsch.* **1993**, *48*, 1234-1238.
- Nordmeyer, T.; Wang, W.; Ragains, M. L.; Finlayson-Pitts, B. J.; Spicer, C. W.; Plastridge, R. A. Unique products of the reaction of isoprene with atomic chlorine: Potential markers of chlorine atom chemistry. *Geophys. Res. Lett.* **1997**, *24*, 1615-1618, doi:10.1029/97GL01547.
- Notario, A.; Le Bras, G.; Mellouki, A. Kinetics of Cl atom reactions with butadienes including isoprene. *Chem. Phys. Lett.* **1997**, *281*, 421-425.
- Notario, A.; Mellouki, A.; Le Bras, G. Rate constants for the gas-phase reactions of chlorine atoms with a series of ketones. *Int. J. Chem. Kinet.* **2000**, *32*, 62-66.
- Nottingham, W. C.; Rudolph, R. N.; Andrews, K. P.; Moore, J. H.; Tossell, J. A. Flowtube reactor study of the association reactions of CHCl₂ and CCl₃ with O₂ at low pressure. *Int. J. Chem. Kinet.* **1994**, *26*, 749-756.
- Noxon, J. F. Optical emission from O(¹D) and O₂(b¹Σ_g⁻) in ultraviolet photolysis of O₂ and CO₂. *J. Chem. Phys.* **1970**, *52*, 1852-1873, doi:10.1063/1.1673227.
- Noyes, R. M.; Rubin, M. B.; Bowers, P. G. Transport of carbon dioxide between the gas phase and water under well-stirred conditions: Rate constants and mass accommodation coefficient. *J. Phys. Chem.* **1996**, *100*, 4167-4172, doi:10.1021/jp952382e.
- Nozière, B.; Lesclaux, R.; Hurley, M. D.; Dearth, M. A.; Wallington, T. J. A kinetic and mechanistic study of the self-reaction and reaction with HO₂ of the benzylperoxy radical. *J. Phys. Chem.* **1994**, *98*, 2864-2873.
- Nozière, B.; Riemer, D. D. The chemical processing of gas-phase carbonyl compounds by sulfuric acid aerosols: 2,4-pentanedione. *Atmos. Environ.* **2003**, *37*, 841-851.
- Ny, T.-Z.; Choong, S.-P. Sur l'absorption ultraviolette de l'ozone. *Chinese J. Phys.* **1933**, *1*, 38-54.

O

[Back to Index](#)

- O'Brien, R. J., Jr.; Myers, G. H. Direct flow measurement of O₂(b¹Σ_g⁺) quenching rates. *J. Chem. Phys.* **1970**, *53*, 3832-3835.
- O'Farrell, C. E.; Waghorne, W. E. Henry's law constants of organic compounds in water and *n*-octane at *T* = 293.2 K. *J. Chem. Eng. Data* **2010**, *55*, 1655-1658, doi:10.1021/jc900711h.
- O'Sullivan, D. W.; Lee, M.; Noone, B. C.; Heikes, B. G. Henry's law constant determinations for hydrogen peroxide, methyl hydroperoxide, hydroxymethyl hydroperoxide, ethyl hydroperoxide, and peroxyacetic acid. *J. Phys. Chem.* **1996**, *100*, 3241-3247, doi:10.1021/jp951168n.
- Ocampo, J.; Klinger, J. Adsorption of N₂ and CO₂ on ice. *J. Colloid Interface Sci.* **1982**, *86*, 377-383.
- Ogawa, M. Absorption coefficients of O₂ at the Lyman-alpha line and its vicinity. *J. Geophys. Res.* **1968**, *73*, 6759-6763.
- Ogawa, M. Absorption cross sections of O₂ and CO₂ continua in the Schumann and far-uv regions. *J. Chem. Phys.* **1971**, *54*, 2550-2556.
- Ogawa, M.; Cook, G. R. Absorption coefficients of O₃ in the vacuum ultraviolet region. *J. Chem. Phys.* **1958**, *28*, 173-174.
- Ogawa, S.; Ogawa, M. Absorption cross sections of O₂ (a ¹Δ_g) and O₂(X ³Σ_g⁻) in the region from 1087 to 1700 Å. *Can. J. Phys.* **1975**, *53*, 1845-1852.
- Ogilvie, J. F. Semi-experimental determination of a repulsive potential curve for hydrogen iodide. *Trans. Faraday Soc.* **1971**, *67*, 2205-2215.
- Ogorzalek Loo, R.; Haerri, H.-P.; Hall, G. E.; Houston, P. L. Methyl rotation, vibration, and alignment from a multiphoton ionization study of the 266 nm photodissociation of methyl iodide. *J. Chem. Phys.* **1989**, *90*, 4222-4236.
- Ogren, P. J.; Sworski, T. J.; Hochanadel, C. J.; Cassel, J. M. Flash photolysis of O₃ in O₂ and O₂ + H₂ mixtures. Kinetics of O₂(¹Σ_g⁺) + O₃ and O(¹D) + H₂ reactions. *J. Phys. Chem.* **1982**, *86*, 238-242, doi:10.1021/j100391a021.
- Ogryzlo, E. A.; Paltenghi, R.; Bayes, K. D. The rate of reaction of methyl radicals with ozone. *Int. J. Chem. Kinet.* **1981**, *13*, 667-675.
- Oguchi, T.; Miyoshi, A.; Koshi, M.; Matsui, H.; Washida, N. Kinetic study on reactions of 1- and 2-methylvinoxy radicals with O₂. *J. Phys. Chem. A* **2000**, *105*, 378-382, doi:10.1021/jp001826q.
- Oh, D.; Sisk, W.; Young, A.; Johnston, H. Nitrogen dioxide fluorescence from N₂O₅ photolysis. *J. Chem. Phys.* **1986**, *85*, 7146-7158, doi:10.1063/1.451348.
- Oh, S.; Andino, J. Effects of ammonium sulfate aerosols on the gas-phase reactions of the hydroxyl radical with organic compounds. *Atmos. Environ.* **2000**, *34*, 2901-2908.

- Oh, S.; Andino, J. M. Kinetics of the gas-phase reactions of hydroxyl radicals with C1-C6 aliphatic alcohols in the presence of ammonium sulfate aerosols. *Int. J. Chem. Kinet.* **2001**, *33*, 422-430.
- Ohmori, K.; Yamasaki, K.; Matsui, H. Pressure dependence of the rate constant for the reaction of $\text{CH}_3\text{O} + \text{NO}$. *Bull. Chem. Soc. Jpn.* **1993**, *66*, 51-56.
- Ohta, T. Rate constants for the reactions of diolefins with OH radicals in the gas phase. Estimate of the rate constants from those for monoolefins. *J. Phys. Chem.* **1983**, *87*, 1209-1213.
- Ohta, T. Rate constants for the reactions of OH radicals with alkyl substituted olefins. *Int. J. Chem. Kinet.* **1984**, *16*, 879-886, doi:10.1002/kin.550160708.
- Okabe, H. In *Photochemistry of Small Molecules*; John Wiley and Sons Inc.: New York, **1978**; pp 217.
- Okabe, H. Photochemistry of acetylene at 1470 Å. *J. Chem. Phys.* **1981**, *75*, 2772-2778.
- Okabe, H. Photochemistry of acetylene at 1849 Å. *J. Chem. Phys.* **1983**, *78*, 1312-1317.
- Okabe, H. *Photochemistry of Small Molecules*; John Wiley and Sons Inc.: New York, **1978**.
- Okabe, H. Photodissociation of acetylene and bromoacetylene in the vacuum ultraviolet: Production of electronically excited C_2H and C_2 . *J. Chem. Phys.* **1975**, *62*, 2782-2787, doi:10.1063/1.430813.
- Okabe, H. Photodissociation of HNCO in the vacuum ultraviolet; Production of $\text{NCO A}^2\Sigma$ and $\text{NH(A}^3\pi, \pi\text{C}^1)$. *J. Chem. Phys.* **1970**, *53*, 3507-3515.
- Okabe, H. Photodissociation of nitric acid and water in the vacuum ultraviolet; vibrational and rotational distributions of $\text{OH } ^2\Sigma^+$. *J. Chem. Phys.* **1980**, *72*, 6642-6650.
- Okabe, H. Photodissociation of thiophosgene. *J. Chem. Phys.* **1977**, *66*, 2058-2062.
- Oksdath-Mansilla, G.; Penenory, A. B.; Albu, M.; Barnes, I.; Wiesen, P.; Teruel, M. A. FTIR relative kinetic study of the reactions of $\text{CH}_3\text{CH}_2\text{SCH}_2\text{CH}_3$ and $\text{CH}_3\text{CH}_2\text{SCH}_3$ with OH radicals and Cl atoms at atmospheric pressure. *Chem. Phys. Lett.* **2009**, *477*, 22-27, doi:10.1016/j.cplett.2009.06.035.
- Oksdath-Mansilla, G.; Penenory, A. B.; Albu, M.; Barnes, I.; Wiesen, P.; Teruel, M. A. $\text{CH}_3\text{CH}_2\text{SCH}_3 + \text{OH}$ radicals: temperature-dependent rate coefficient and product identification under atmospheric pressure of air. *J. Phys. Org. Chem.* **2010**, *23*, 925-930, doi:10.1002/poc.1714.
- Oksdath-Mansilla, G.; Penenory, A. B.; Albu, M.; Barnes, I.; Wiesen, P.; Teruel, M. A. Product distribution study of the Cl-atom initiated oxidation of ethyl methyl sulfide and diethyl sulfide. *Atmos. Environ.* **2014**, *85*, 41-47, doi:10.1016/j.atmosenv.2013.11.063.
- Oksdath-Mansilla, G.; Penenory, A. B.; Barnes, I.; Wiesen, P.; Teruel, M. A. Photodegradation of $(\text{CH}_3\text{CH}_2)_2\text{S}$ and $\text{CH}_3\text{CH}_2\text{SCH}_3$ initiated by OH radicals at atmospheric pressure. Product yields and mechanism in NO_x free air. *Atmos. Environ.* **2012**, *55*, 263-270, doi:10.1016/j.atmosenv.2012.02.086.
- Olbregts, J.; Brasseur, G.; Arijs, E. J. Reaction of acetonitrile and chlorine atoms. *J. Photochem.* **1984**, *24*, 315-322.
- Oldridge, N. W.; Abbatt, J. P. D. Formation of gas-phase bromine from interaction of ozone with frozen and liquid NaCl/NaBr solutions: Quantitative separation of surficial chemistry from bulk-phase reaction. *J. Phys. Chem. A* **2010**, *115*, 2590-2598, doi:10.1021/jp200074u.
- Olleta, A. C.; Lane, S. I. Ab initio studies of the gas-phase thermodynamic properties and bond dissociation energies for haloethanes and halomethyl radicals. *Phys. Chem. Chem. Phys.* **2001**, *3*, 811-818, doi:10.1039/b005375i.
- Olney, T. N.; Cooper, G.; Chan, W. F.; Burton, G. R.; Brion, C. E.; Tan, K. H. Absolute photoabsorption and photoionization studies of methyl bromide using dipole electron impact and synchrotron radiation PES techniques. *Chem. Phys.* **1997**, *218*, 127-149.
- Olsson, B.; Hallquist, M.; Ljungstrom, E.; Davidsson, J. A kinetic study of chlorine radical reactions with ketones by laser photolysis technique. *Int. J. Chem. Kinet.* **1997**, *29*, 195-201.
- Olszyna, K.; Cadle, R. D.; dePena, R. G. Stratospheric heterogeneous decomposition of ozone. *J. Geophys. Res.* **1979**, *84*, 1771-1775.
- Ongstad, A. P.; Birks, J. W. Studies of reactions of importance in the stratosphere. V. Rate constants for the reactions $\text{O} + \text{NO}_2 \rightarrow \text{NO} + \text{O}_2$ and $\text{O} + \text{ClO} \rightarrow \text{Cl} + \text{O}_2$ at 298 K. *J. Chem. Phys.* **1984**, *81*, 3922-3930.
- Ongstad, A. P.; Birks, J. W. Studies of reactions of importance in the stratosphere. VI. Temperature dependence of the reactions $\text{O} + \text{NO}_2 \rightarrow \text{NO} + \text{O}_2$ and $\text{O} + \text{ClO} \rightarrow \text{Cl} + \text{O}_2$. *J. Chem. Phys.* **1986**, *85*, 3359-3368, doi:10.1063/1.450957.
- Ooki, A.; Yokouchi, Y. Determination of Henry's law constant of halocarbons in seawater and analysis of sea-to-air flux of iodoethane ($\text{C}_2\text{H}_5\text{I}$) in the Indian and Southern oceans based on partial pressure measurements. *Geochem. J.* **2011**, *45*, e1-e7.
- Oppliger, R.; Allanic, A.; Rossi, M. J. Real-time kinetics of the uptake of ClONO_2 on ice and in the presence of HCl in the temperature range $160 \text{ K} \leq T \leq 200 \text{ K}$. *J. Phys. Chem. A* **1997**, *101*, 1903-1911.
- Oren, M.; Iron, M. A.; Burcat, A.; Martin, J. M. L. Thermodynamic properties of C_1 and C_2 bromo compounds and radicals: A relativistic ab initio study. *J. Phys. Chem. A* **2004**, *108*, 7752-7761, doi:10.1021/jp0475786.
- Orkin, V. L.; Huie, R. E.; Kurylo, M. J. Atmospheric lifetimes of HFC-143a and HFC-245fa. *J. Phys. Chem.* **1996**, *100*, 8907-8912, doi:10.1021/jp9601882.

- Orkin, V. L.; Huie, R. E.; Kurylo, M. J. Rate constants for the reactions of OH with HFC-245cb ($\text{CH}_3\text{CF}_2\text{CF}_3$) and some fluoroalkenes (CH_2CHCF_3 , $\text{CH}_2\text{CF}_2\text{CF}_3$, $\text{CF}_2\text{CF}_2\text{CF}_3$, and CF_2CF_2). *J. Phys. Chem. A* **1997**, *101*, 9118-9124.
- Orkin, V. L.; Kasimovskaya, E. E. Ultraviolet absorption spectra of some Br-containing haloalkenes. *J. Atmos. Chem.* **1995**, *21*, 1-11.
- Orkin, V. L.; Khamaganov, V. G. Determination of rate constants for reactions of some hydrohaloalkanes with OH radicals and their atmospheric lifetimes. *J. Atmos. Chem.* **1993**, *16*, 157-167.
- Orkin, V. L.; Khamaganov, V. G. Rate constants for reactions of OH radicals with some Br-containing haloalkanes. *J. Atmos. Chem.* **1993**, *16*, 169-178.
- Orkin, V. L.; Khamaganov, V. G.; Guschin, A. G. Photochemical properties of hydrofluoroethers CH_3OCHF_2 , CH_3OCF_3 , and $\text{CHF}_2\text{OCH}_2\text{CF}_3$: Reactivity toward OH, IR absorption cross sections, atmospheric lifetimes, and global warming potentials. *J. Phys. Chem. A* **2014**, *118*, 10770-10777, doi:10.1021/jp506377w.
- Orkin, V. L.; Khamaganov, V. G.; Guschin, A. G.; Huie, R. E.; Kurylo, M. J. Atmospheric fate of chlorobromomethane: Rate constant for the reaction with OH, UV spectrum, and water solubility. *J. Phys. Chem. A* **1997**, *101*, 174-178.
- Orkin, V. L.; Khamaganov, V. G.; Kasimovskaya, E. E.; Guschin, A. G. Photochemical properties of some Cl-containing halogenated alkanes. *J. Phys. Chem. A* **2013**, *117*, 5483-5490, doi:10.1021/jp400408y.
- Orkin, V. L.; Khamaganov, V. G.; Kozlov, S. N.; Kurylo, M. J. Measurements of rate constants for the OH reactions with bromoform (CHBr_3), CHBr_2Cl , CHBrCl_2 , and epichlorohydrin ($\text{C}_3\text{H}_5\text{ClO}$). *J. Phys. Chem. A* **2013**, *117*, 3809-3818, doi:10.1021/jp3128753.
- Orkin, V. L.; Khamaganov, V. G.; Kurylo, M. J. High accuracy measurements of OH reaction rate constants and IR absorption spectra: Substituted 2-propanols. *J. Phys. Chem. A* **2012**, *116*, 6188-6198, doi:10.1021/jp211534n.
- Orkin, V. L.; Khamaganov, V. G.; Martynova, L. E.; Kurylo, M. J. High-accuracy measurements of OH reaction rate constants and IR and UV absorption spectra: Ethanol and partially fluorinated ethyl alcohols. *J. Phys. Chem. A* **2011**, *115*, 8656-8668, doi:10.1021/jp202099t.
- Orkin, V. L.; Kozlov, S. N.; Poskrebyshev, G. A.; Huie, R. E.; Kurylo, M. J. Rate constant for the reaction of OH with H_2 between 200 and 480 K. *J. Phys. Chem. A* **2006**, *110*, 6978-6985, doi:10.1021/jp057035b.
- Orkin, V. L.; Louis, F.; Huie, R. E.; Kurylo, M. J. Photochemistry of bromine-containing fluorinated alkenes: Reactivity toward OH and UV spectra. *J. Phys. Chem. A* **2002**, *106*, 10195-10199, doi:10.1021/jp014436s.
- Orkin, V. L.; Martynova, L. E.; Ilichev, A. N. High-accuracy measurements of OH reaction rate constants and IR absorption spectra: $\text{CH}_2=\text{CF}-\text{CF}_3$ and *trans*- $\text{CHF}=\text{CH}-\text{CF}_3$. *J. Phys. Chem. A* **2010**, *114*, 5967-5979, doi:10.1021/jp9092817.
- Orkin, V. L.; Martynova, L. E.; Kurylo, M. J. Photochemical properties of *trans*-1-chloro-3,3,3-trifluoropropene (*trans*- $\text{CHCl}=\text{CHCF}_3$): OH reaction rate constant, UV and IR absorption spectra, global warming potential, and ozone depletion potential. *J. Phys. Chem. A* **2014**, *118*, 5263-5271, doi:10.1021/jp5018949.
- Orkin, V. L.; Poskrebyshev, G. A.; Kurylo, M. J. Rate constants for the reactions between OH and perfluorinated alkenes. *J. Phys. Chem. A* **2011**, *115*, 6568-6574, doi:10.1021/jp201663j.
- Orkin, V. L.; Villenave, E.; Huie, R. E.; Kurylo, M. J. Atmospheric lifetimes and global warming potentials of hydrofluoroethers: Reactivity toward OH, UV spectra, and IR absorption cross sections. *J. Phys. Chem. A* **1999**, *103*, 9770-9779.
- Orlando, J. J. Temperature dependence of the rate coefficients for the reaction of chlorine atoms with chloromethanes. *Int. J. Chem. Kinet.* **1999**, *31*, 515-524.
- Orlando, J. J.; Burkholder, J. B. Gas-phase UV/visible absorption spectra of HOBr and Br_2O . *J. Phys. Chem.* **1995**, *99*, 1143-1150.
- Orlando, J. J.; Burkholder, J. B. Identification of BrONO as the major product in the gas-phase reaction of Br with NO_2 . *J. Phys. Chem. A* **2000**, *104*, 2048-2053, doi:10.1021/jp993713g.
- Orlando, J. J.; Burkholder, J. B.; Bopegedera, A. M. R. P.; Howard, C. J. Infrared measurements of BrO ($X^2\Pi_{3/2}$). *J. Mol. Spectrosc.* **1991**, *145*, 278-289.
- Orlando, J. J.; Burkholder, J. B.; McKeen, S. A.; Ravishankara, A. R. Atmospheric fate of several hydrofluoroethanes and hydrochloroethanes: 2. UV absorption cross sections and atmospheric lifetimes. *J. Geophys. Res.* **1991**, *96*, 5013-5023.
- Orlando, J. J.; Tyndall, G. S. Gas phase UV absorption spectra for peracetic acid, and for acetic acid monomers and dimers. *J. Photochem. Photobiol. A: Chem.* **2003**, *157*, 161-166, doi:10.1016/S1010-6030(03)00067-4.
- Orlando, J. J.; Tyndall, G. S. Mechanism of the OH-initiated oxidation of methacrolein. *Geophys. Res. Lett.* **1999**, *26*, 2191-2194, doi:10.1029/1999GL900453.
- Orlando, J. J.; Tyndall, G. S. Rate coefficients for the thermal decomposition of BrONO_2 and the heat of formation of BrONO_2 . *J. Phys. Chem.* **1996**, *100*, 19398-19405.
- Orlando, J. J.; Tyndall, G. S. The atmospheric chemistry of the HC(O)CO radical. *Int. J. Chem. Kinet.* **2001**, *33*, 149-156.

- Orlando, J. J.; Tyndall, G. S.; Apel, E. C.; Riemer, D. D.; Paulson, S. E. Rate coefficients and mechanisms of the reaction of Cl-atoms with a series of unsaturated hydrocarbons under atmospheric conditions. *Int. J. Chem. Kinet.* **2003**, *35*, 334-353, doi:10.1002/kin.10135.
- Orlando, J. J.; Tyndall, G. S.; Calvert, J. G. Thermal decomposition pathways for peroxy-acetyl nitrate (PAN): Implications for atmospheric methyl nitrate levels. *Atmos. Environ.* **1992**, *26A*, 3111-3118.
- Orlando, J. J.; Tyndall, G. S.; Cantrell, C. A.; Calvert, J. G. Temperature and pressure dependence of the rate coefficient for the reaction $\text{NO}_3 + \text{NO}_2 \rightarrow \text{N}_2\text{O}_5 + \text{N}_2$. *J. Chem. Soc. Faraday Trans.* **1991**, *87*, 2345-2349.
- Orlando, J. J.; Tyndall, G. S.; Fracheboud, J.-M.; Estupiñan, E. G.; Haberkorn, S.; Zimmer, A. The rate and mechanism of the gas-phase oxidation of hydroxyacetone. *Atmos. Environ.* **1999**, *33*, 1621-1629.
- Orlando, J. J.; Tyndall, G. S.; Moortgat, G. K.; Calvert, J. G. Quantum yields for NO_3 photolysis between 570 and 635 nm. *J. Phys. Chem.* **1993**, *97*, 10996-11000.
- Orlando, J. J.; Tyndall, G. S.; Vereecken, L.; Peeters, J. The atmospheric chemistry of the acetonoxo radical. *J. Phys. Chem. A* **2000**, *104*, 11578-11588, doi:10.1021/jp0026991.
- Orlando, J. J.; Tyndall, G. S.; Wallington, T. J. Atmospheric oxidation of CH_3Br : Chemistry of the CH_2BrO radical. *J. Phys. Chem.* **1996**, *100*, 7026-7033.
- Orlando, J. J.; Tyndall, G. S.; Wallington, T. J.; Dill, M. Atmospheric chemistry of CH_2Br_2 : Rate coefficients for its reaction with Cl atoms and OH and the chemistry of the CHBr_2O radical. *Int. J. Chem. Kinet.* **1996**, *28*, 433-442.
- Orphal, J. A Critical Review of the Absorption Cross-Sections of O_3 and NO_2 in the 240-790 nm Region, Part 1, Ozone, European Space Agency, ESA-ESTEC Noordwijk, ESA Technical Note MO-TN-ESA-GO-0302, **2002**.
- Orphal, J. A critical review of the absorption cross-sections of O_3 and NO_2 in the ultraviolet and visible. *J. Photochem. Photobiol. A: Chem.* **2003**, *157*, 185-209, doi:10.1016/S1010-6030(03)00061-3.
- Orphal, J.; Dreher, S.; Voigt, S.; Burrows, J. P.; Jost, R.; Delon, A. The near-infrared bands of NO_2 observed by high-resolution Fourier-transform spectroscopy. *J. Chem. Phys.* **1998**, *109*, 10217-10221.
- Orphal, J.; Fellows, C. E.; Flaud, J.-M. The visible absorption spectrum of NO_3 measured by high-resolution Fourier transform spectroscopy. *J. Geophys. Res.* **2003**, *108*, 4077, doi:10.1029/2002JD002489.
- Osbourne, B. A.; Marston, G.; Kaminski, L.; Jones, N. C.; Gingell, J. M.; Mason, N. J.; Walker, I. C.; Delwiche, J.; Hubin-Franskin, M.-J. Vacuum ultraviolet spectrum of dinitrogen pentoxide. *J. Quant. Spectrosc. Radiat. Transfer* **2000**, *64*, 67-74.
- Oshima, Y.; Okamoto, Y.; Koda, S. Pressure effect of foreign gases on the Herzberg photoabsorption of oxygen. *J. Phys. Chem.* **1995**, *99*, 11830-11833.
- Osthoff, H. D.; Pilling, M. J.; Ravishankara, A. R.; Brown, S. S. Temperature dependence of the NO_3 absorption cross-section above 298 K and determination of the equilibrium constant for $\text{NO}_3 + \text{NO}_2 \leftrightarrow \text{N}_2\text{O}_5$ at atmospherically relevant conditions. *Phys. Chem. Chem. Phys.* **2007**, *9*, 5785-5793, doi:10.1039/b709193a.
- Oum, K. W.; Lakin, M. J.; DeHaan, D. O.; Brauers, T.; Finlayson-Pitts, B. J. Formation of molecular chlorine from the photolysis of ozone and aqueous sea-salt particles. *Science* **1998**, *297*, 74-76, doi:10.1126/science.279.5347.74.
- Oum, K. W.; Lakin, M. J.; Finlayson-Pitts, B. J. Bromine activation in the troposphere by the dark reaction of O_3 with seawater ice. *Geophys. Res. Lett.* **1998**, *25*, 3923-3926.
- Ouyang, B.; McLeod, M. W.; Jones, R. L.; Bloss, W. J. NO_3 radical production from the reaction between the Criegee intermediate CH_2OO and NO_2 . *Phys. Chem. Chem. Phys.* **2013**, *15*, 17070-17075, doi:10.1039/c3cp53024h.
- Overend, R. P.; Paraskevopoulos, G. Rates of OH radical reactions. III. The reaction $\text{OH} + \text{C}_2\text{H}_4 + \text{M}$ at 296 °K. *J. Chem. Phys.* **1977**, *67*, 674-679.
- Overend, R. P.; Paraskevopoulos, G. The question of a pressure effect in the reaction $\text{OH} + \text{CO}$ at room temperature. *Chem. Phys. Lett.* **1977**, *49*, 109-111.
- Overend, R. P.; Paraskevopoulos, G.; Black, C. Rates of OH radical reactions. II. The combination reaction $\text{OH} + \text{NO} + \text{M}$. *J. Chem. Phys.* **1976**, *64*, 4149-4154.
- Overend, R. P.; Paraskevopoulos, G.; Cvetanovic, R. J. Rates of OH radical reactions. I. Reactions with H_2 , CH_4 , C_2H_6 , and C_3H_8 at 295 K. *Can. J. Phys.* **1975**, *53*, 3374-3382.
- Overend, R.; Paraskevopoulos, G. Rates of OH radical reactions. 4. Reactions with methanol, ethanol, 1-propanol, and 2-propanol at 296 K. *J. Phys. Chem.* **1978**, *82*, 1329-1333, doi:10.1021/j100501a001.
- Oyaro, N.; Sellevag, S. R.; Nielsen, C. J. Atmospheric chemistry of hydrofluoroethers: Reaction of a series of hydrofluoroethers with OH radicals and Cl atoms, atmospheric lifetimes, and global warming potentials. *J. Phys. Chem. A* **2005**, *109*, 337-346, doi:10.1021/jp047860c.
- Oyaro, N.; Sellevag, S. R.; Nielsen, C. J. Study of the OH and Cl-initiated oxidation, IR absorption cross-section, radiative forcing, and global warming potential of four C₄-hydrofluoroethers. *Environ. Sci. Technol.* **2004**, *38*, 5567-5576, doi:10.1021/es0497330.

- Paci, M. A. B.; Argüello, G. A.; García, P.; Willner, H. Thermal decomposition of the perfluorinated peroxides $\text{CF}_3\text{OC}(\text{O})\text{OOC}(\text{O})\text{F}$ and $\text{CF}_3\text{OC}(\text{O})\text{OOCF}_3$. *J. Phys. Chem. A* **2005**, *109*, 7481-7488, doi:10.1021/jp0528818.
- Pacios, L. F.; Gómez, P. C. *Ab initio* study of bromine dioxides OBrO and BrOO . *J. Phys. Chem. A* **1997**, *101*, 1767-1773.
- Paddison, S. J.; Chen, Y. H.; Tschuikow-Roux, E. An *ab initio* study of the structures, barriers for internal rotation, vibrational frequencies, and thermodynamic functions of the hydrochlorofluorocarbon $\text{CH}_3\text{CF}_2\text{Cl}$ and the corresponding radical $\text{CH}_2\text{CF}_2\text{Cl}$. *Can. J. Chem.* **1994**, *72*, 561-567.
- Pagsberg, P. B.; Erikson, J.; Christensen, H. C. Pulse radiolysis of gaseous ammonia-oxygen mixtures. *J. Phys. Chem.* **1979**, *83*, 582-590, doi:10.1021/j100468a006.
- Pagsberg, P.; Bjergbakke, E.; Ratajczak, E.; Sillesen, A. Kinetics of the gas phase reaction $\text{OH} + \text{NO}(+\text{M}) \rightarrow \text{HONO}(+\text{M})$ and the determination of the UV absorption cross sections of HONO. *Chem. Phys. Lett.* **1997**, *272*, 383-390.
- Pagsberg, P.; Munk, J.; Sillesen, A.; Anastasi, C. UV spectrum and kinetics of hydroxymethyl radicals. *Chem. Phys. Lett.* **1988**, *146*, 375-381.
- Pagsberg, P.; Ratajczak, E.; Sillesen, A.; Jodkowski, J. T. Spectrokinetic studies of the gas-phase equilibrium $\text{F} + \text{O}_2 \rightleftharpoons \text{FO}_2$ between 295 and 359 K. *Chem. Phys. Lett.* **1987**, *141*, 88-94.
- Pagsberg, P.; Sillesen, A.; Jodkowski, J. T.; Ratajczak, E. Kinetics of the reaction $\text{F} + \text{NO} + \text{M} \rightarrow \text{FNO} + \text{M}$ studied by pulse radiolysis combined with time-resolved IR and UV spectroscopy. *Chem. Phys. Lett.* **1996**, *249*, 358-364.
- Pagsberg, P.; Sillesen, A.; Jodkowski, J. T.; Ratajczak, E. Kinetics of the $\text{F} + \text{NO}_2 + \text{M} \rightarrow \text{FNO}_2 + \text{M}$ reaction studied by pulse radiolysis combined with time-resolved IR and UV spectroscopy. *Chem. Phys. Lett.* **1996**, *252*, 165-171.
- Pagsberg, P.; Sztuba, B.; Ratajczak, E.; Sillesen, A. Spectrokinetic studies of the gas phase reactions $\text{NH}_2 + \text{NO}_x$ initiated by pulse radiolysis. *Acta Chem. Scand.* **1991**, *45*, 329-334.
- Papadimitriou, V. C.; McGillen, M. R.; Fleming, E. L.; Jackman, C. H.; Burkholder, J. B. NF_3 : UV absorption spectrum temperature dependence and the atmospheric climate forcing implications. *Geophys. Res. Lett.* **2013**, *40*, 440-445, doi:10.1002/grl.50120.
- Papadimitriou, V. C.; McGillen, M. R.; Smith, S. C.; Jubb, A. M.; Portmann, R. W.; Hall, B. D.; Fleming, E. L.; Jackman, C. H.; Burkholder, J. B. 1,2-Dichlorohexafluoro-cyclobutane (1,2-*c*- $\text{C}_4\text{F}_6\text{Cl}_2$, R-316c) a potent ozone depleting substance and greenhouse gas: Atmospheric loss processes, lifetimes, and ozone depletion and global warming potentials for the (*E*) and (*Z*) stereoisomers. *J. Phys. Chem. A* **2013**, *117*, 11049-11065, doi:10.1021/jp407823k.
- Papadimitriou, V. C.; Portmann, R. W.; Fahey, D. W.; Muhle, J.; Weiss, R. F.; Burkholder, J. B. Experimental and theoretical study of the atmospheric chemistry and global warming potential of SO_2F_2 . *J. Phys. Chem. A* **2008**, *112*, 12657-12666, doi:10.1021/jp806368u.
- Papadimitriou, V. C.; Talukdar, R. K.; Portmann, R. W.; Ravishankara, A. R.; Burkholder, J. B. $\text{CF}_3\text{CF}=\text{CH}_2$ and (*Z*)- $\text{CF}_3\text{CF}=\text{CHF}$: temperature dependent OH rate coefficients and global warming potentials. *Phys. Chem. Chem. Phys.* **2008**, *10*, 808-820, doi:10.1039/b714382f.
- Papagni, C.; Arey, J.; Atkinson, R. Rate constants for the gas-phase reactions of a series of C_3 - C_6 aldehydes with OH and NO_3 radicals. *Int. J. Chem. Kinet.* **2000**, *32*, 79-84.
- Papanastasiou, D. K.; Feierabend, K. J.; Burkholder, J. B. Cl_2O photochemistry: Ultraviolet/vis absorption spectrum temperature dependence and $\text{O}(^3\text{P})$ quantum yield at 193 and 248 nm. *J. Chem. Phys.* **2011**, *134*, 204310, doi:10.1063/1.3592662.
- Papanastasiou, D. K.; McKeen, S. A.; Burkholder, J. B. The very short-lived ozone depleting substance CHBr_3 (bromoform): revised UV absorption spectrum, atmospheric lifetime and ozone depletion potential. *Atmos. Chem. Phys.* **2014**, *14*, 3017-3025, doi:10.5194/acp-14-3017-2014.
- Papanastasiou, D. K.; Papadimitriou, V. C.; Fahey, D. W.; Burkholder, J. B. UV absorption spectrum of the ClO dimer (Cl_2O_2) between 200 and 420 nm. *J. Phys. Chem. A* **2009**, *113*, 13711-13726, doi:10.1021/jp9065345.
- Papanastasiou, D. K.; Rontu Carlon, N.; Neuman, J. A.; Fleming, E. L.; Jackman, C. H.; Burkholder, J. B. Revised UV absorption spectra, ozone depletion potentials, and global warming potentials for the ozone-depleting substances CF_2Br_2 , CF_2ClBr , and $\text{CF}_2\text{BrCF}_2\text{Br}$. *Geophys. Res. Lett.* **2013**, *40*, doi:10.1002/GRL.50121.
- Papayannakos, N.; Kosmas, A. M. The conformational potential energy surface of IOONO and the isomerization and decomposition processes. *Chem. Phys.* **2005**, *315*, 251-258, doi:10.1016/j.chemphys.2005.04.014.
- Papayannis, D. K.; Kosmas, A. M. Quantum mechanical characterization of (INO_3) isomers. *Chem. Phys. Lett.* **2004**, *398*, 75-81, doi:10.1016/j.cplett.2004.09.019.

- Papayannis, D. K.; Kosmas, A. M. The conformational potential energy surface of IOONO and the isomerization and decomposition processes. *Chem. Phys.* **2005**, *315*, 251-258, doi:10.1016/j.chemphys.2005.04.014.
- Papina, T. S.; Kolesov, V. P. Standard enthalpy of formation of trichloroethylene. *Russ. J. Phys. Chem.* **1985**, *59*, 1289-1292.
- Papina, T. S.; Kolesov, V. P.; Golovanova, Y. G. The standard enthalpy of formation of bromoform. *Russ. J. Phys. Chem.* **1982**, *56*, 1666-1668.
- Paraskevopoulos, G.; Cvetanovic, R. J. Competitive reactions of the excited oxygen atoms, O(¹D). *J. Am. Chem. Soc.* **1969**, *91*, 7572-7577, doi:10.1021/ja50001a005.
- Paraskevopoulos, G.; Irwin, R. S. The pressure dependence of the rate constant of the reaction of OH radicals with CO. *J. Chem. Phys.* **1984**, *80*, 259-266.
- Paraskevopoulos, G.; Irwin, R. S. XV Informal Conference on Photochemistry, **1982**, Stanford, CA.
- Paraskevopoulos, G.; Singleton, D. L.; Irwin, R. S. Rates of OH radical reactions. 8. Reactions with CH₂FCl, CHF₂Cl, CHFCl₂, CH₃CF₂Cl, CH₃Cl, and C₂H₅Cl at 297 K. *J. Phys. Chem.* **1981**, *85*, 561-564, doi:10.1021/j150605a021.
- Paraskevopoulos, G.; Singleton, D. L.; Irwin, R. S. Rates of OH radical reactions. The reaction OH + SO₂ + N₂. *Chem. Phys. Lett.* **1983**, *100*, 83-87.
- Park, C. R.; Wiesenfeld, J. R. Chemical dynamics of the reaction of O(¹D₂) with CH₃F. *Chem. Phys. Lett.* **1991**, *186*, 170-176.
- Park, J. H.; Ivanov, A. V.; Molina, M. J. Effect of relative humidity on OH uptake by surfaces of atmospheric importance. *J. Phys. Chem. A* **2008**, *112*, 6968-6977, doi:10.1021/jp8012317.
- Park, J.; Jongsma, C. G.; Zhang, R.; North, S. W. OH/OD initiated oxidation of isoprene in the presence of O₂ and NO. *J. Phys. Chem. A* **2004**, *108*, 10688-10697, doi:10.1021/jp040421t.
- Park, J.; Lee, Y.; Flynn, G. W. Tunable diode laser probe of chlorine atoms produced from the photodissociation of a number of molecular precursors. *Chem. Phys. Lett.* **1991**, *186*, 441-449.
- Park, J.; Lin, M. C. Direct determination of product branching for the NH₂ + NO reaction at temperatures between 302 and 1060 K. *J. Phys. Chem.* **1996**, *100*, 3317-3319, doi:10.1021/jp9533741.
- Park, S.-C.; Burden, D. K.; Nathanson, G. M. Surfactant control of gas transport and reactions at the surface of sulfuric acid. *Acc. Chem. Res.* **2009**, *42*, 379-387.
- Park, S.-C.; Burden, D. K.; Nathanson, G. M. The inhibition of N₂O₅ hydrolysis in sulfuric acid by 1-butanol and 1-hexanol surfactant coatings. *J. Phys. Chem. A* **2007**, *111*, 2921-2929, doi:10.1021/jp068228h.
- Parker, V. D. The reversible reduction potential of the proton in water and in non-aqueous solvents. *Acta Chem. Scand.* **1992**, *46*, 692-694.
- Parkes, D. A. The oxidation of methyl radicals at room temperature. *Int. J. Chem. Kinet.* **1977**, *9*, 451-469.
- Parkes, D. A. The ultraviolet absorption spectra of the acetyl radical and the kinetics of the CH₃ + CO reaction at room temperature. *Chem. Phys. Lett.* **1981**, *77*, 527-532.
- Parkes, D. A.; Paul, D. M.; Quinn, C. P.; Robson, R. C. The ultraviolet absorption by alkylperoxy radicals and their mutual reactions. *Chem. Phys. Lett.* **1973**, *23*, 425-429.
- Parkinson, W. H.; Yoshino, K. Absorption cross-section measurements of water vapor in the wavelength region 181-199 nm. *Chem. Phys.* **2003**, *294*, 31-35, doi:10.1016/S0301-0104(03)00361-6.
- Parkyn, N. D. The influence of thermal pretreatment on the infrared spectrum of carbon dioxide adsorbed on alumina. *J. Phys. Chem.* **1971**, *75*, 526-531.
- Parmenter, C. S. Primary photochemical processes in glyoxal at 4358 Å. *J. Chem. Phys.* **1964**, *41*, 658-665.
- Parr, A. D.; Wayne, R. P.; Hayman, G. D.; Jenkin, M. E.; Cox, R. A. The pressure dependence of the reaction between ClO and OClO at 226 K. *Geophys. Res. Lett.* **1990**, *17*, 2357-2360.
- Parrish, D. D.; Herschbach, D. R. Molecular beam chemistry. Persistent collision complex in reaction of oxygen atoms with bromine molecules. *J. Am. Chem. Soc.* **1973**, *95*, 6133-6134, doi:10.1021/ja00799a059.
- Parthiban, P.; Lee, T. Ab initio investigation of the atmospheric molecule bromine nitrate: Equilibrium structure, vibrational spectrum, and heat of formation. *J. Chem. Phys.* **1998**, *109*, 525-530.
- Parthiban, S., T. J. Lee, S. Guha, and J. S. Francisco Theoretical study of chlorine nitrates: Implications for stratospheric chlorine chemistry. *J. Am. Chem. Soc.* **2003**, *125*, 10446-10458, doi:10.1021/ja010297g.
- Parthiban, S.; Lee, T. J. Theoretical study of XONO₂ (X=Br, OBr, O₂Br): Implications for stratospheric bromine chemistry. *J. Chem. Phys.* **2000**, *113*, 145-152.
- Passchier, A. A.; Christian, J. D.; Gregory, N. W. The ultraviolet-visible absorption spectrum of bromine between room temperature and 440°. *J. Phys. Chem.* **1967**, *71*, 937-942, doi:10.1021/j100863a025.
- Pastrana, A. V.; Carr, R. W., Jr. Kinetics of the reaction of hydroxyl radicals with ethylene, propylene, 1-butene, and trans-2-butene. *J. Phys. Chem.* **1975**, *79*, 765-770, doi:10.1021/j100575a001.
- Patchen, A. K.; Pennino, M. J.; Elrod, M. J. Overall rate constant measurements of the reaction of chloroalkylperoxy radicals with nitric oxide. *J. Phys. Chem. A* **2005**, *109*, 5865-5871, doi:10.1021/jp050388q.
- Pate, C. T.; Atkinson, R.; Pitts, J. N., Jr. The gas phase reaction of O₃ with a series of aromatic hydrocarbons. *J. Environ. Sci. Health* **1976**, *A11*, 1-10.

- Patrick, R.; Golden, D. M. Kinetics of the reactions of NH₂ radicals with O₃ and O₂. *J. Phys. Chem.* **1984**, *88*, 491-495, doi:10.1021/j150647a034.
- Patrick, R.; Golden, D. M. Third-order rate constants of atmospheric importance. *Int. J. Chem. Kinet.* **1983**, *15*, 1189-1227.
- Patten, K. O.; Khamaganov, V. G.; Orkin, V. L.; Baughcum, S. L.; Wuebbles, D. J. OH reaction rate constant, IR absorption spectrum, ozone depletion potentials and global warming potentials of 2-bromo-3,3,3-trifluoropropene. *J. Geophys. Res.* **2011**, *116*, D24307, doi:10.1029/2011JD016518.
- Paukert, T. T.; Johnston, H. S. Spectra and kinetics of the hydroperoxyl free radical in the gas phase. *J. Chem. Phys.* **1972**, *56*, 2824-2838.
- Paulson, S. E.; Chung, M.; Sen, A. D.; Orzechowska, G. Measurement of OH radical formation from the reaction of ozone with several biogenic alkenes. *J. Geophys. Res.* **1998**, *103*, 25533-25539, doi:10.1029/98JD01951.
- Paulson, S. E.; Orlando, J. J.; Tyndall, G. S.; Calvert, J. G. Rate coefficients for the reactions of O(³P) with selected biogenic hydrocarbons. *Int. J. Chem. Kinet.* **1995**, *27*, 997-1008.
- Paur, R. J.; Bass, A. M. In *Atmospheric Ozone*; Zerefos, C. S., Ghazi, A., Eds., 1985; pp 610-616.
- Pavanaja, U. B.; Upadhyaya, H. P.; Sapre, A. V.; Rao, K. V. S. R.; Mittal, J. P. Chemiluminescent reaction of oxygen atoms with dimethyl disulfide and dimethyl sulfide. *J. Chem. Soc. Faraday. Trans.* **1994**, *90*, 825-829.
- Payne, W. A.; Brunning, J.; Mitchell, M. B.; Stief, L. J. Kinetics of the reactions of atomic chlorine with methanol and the hydroxymethyl radical with molecular oxygen at 298 K. *Int. J. Chem. Kinet.* **1988**, *20*, 63-74.
- Payne, W. A.; Stief, L. J.; Davis, D. D. A kinetics study of the reaction of HO₂ with NO₂ and NO. *J. Am. Chem. Soc.* **1973**, *95*, 7614-7619, doi:10.1021/ja00804a013.
- Pearce, C.; Whytock, D. A. Photolysis of trifluoroacetaldehyde at 313 nm. *J. Chem. Soc. D: Chem. Commun.* **1971**, 1464-1466, doi:10.1039/c29710001464.
- Pedley, J. B. *Thermochemical Data and Structures of Organic Compounds*; Thermodynamics Data Center: College Station, TX, 1994.
- Pedley, J. B.; Marshall, E. M. Thermochemical data for gaseous monoxides. *J. Phys. Chem. Ref. Data* **1983**, *12*, 967-1032.
- Peebles, L. R.; Marshall, P. A coupled-cluster study of the enthalpy of formation of nitrogen sulfide, NS. *Chem. Phys. Lett.* **2002**, *366*, 520-524.
- Peeters, J.; Boullart, W.; Pultau, V.; Vandenberk, S.; Vereecken, L. Structure-activity relationship for the addition of OH to (poly)alkenes: Site-specific and total rate constants. *J. Phys. Chem. A* **2007**, *111*, 1618-1631, doi:10.1021/jp066973o.
- Peeters, J.; Vertommen, J.; Langhans, I. Rate constants of the reactions of CF₃O₂, i-C₃H₇O₂, and t-C₄H₉O₂ with NO. *Ber. Bunsenges. Phys. Chem.* **1992**, *96*, 431-436.
- Pence, W. H.; Baughum, S. L.; Leone, S. R. Laser UV photofragmentation of halogenated molecules. Selective bond dissociation and wavelength-specific quantum yields for excited I(²P_{1/2}) and Br(²P_{1/2}) atoms. *J. Phys. Chem.* **1981**, *85*, 3844-3851, doi:10.1021/j150625a027.
- Peng, J.; Wan, A. M. Effect of ionic strength on Henry's constants of volatile organic compounds. *Chemosphere* **1998**, *36*, 2731-2740.
- Penzhorn, R. D.; Canosa, C. E. 2nd derivative UV spectroscopy study of the thermal and photochemical reaction of NO₂ with SO₂ and SO₃. *Ber. Bunsenges. Phys. Chem.* **1983**, *87*, 648-654.
- Percival, C. J.; Mossinger, J. C.; Cox, R. A. The uptake of HI and HBr on ice. *Phys. Chem. Chem. Phys.* **1999**, *1*, 4565-4570.
- Percival, C. J.; Smith, G. D.; Molina, L. T.; Molina, M. J. Temperature and pressure dependence of the rate constant for the ClO + NO₂ reaction. *J. Phys. Chem. A* **1997**, *101*, 8830-8833.
- Percival, D. T. R.-D., A. Bacak, A. Bardwell. In *International Gas Kinetics Symposium* Bristol, UK, 2004.
- Permien, T.; Vogt, R.; Schindler, R. N. Mechanisms of gas phase-liquid phase chemical transformations. In *Air Pollution Report #17*; Cox, R. A., Ed.; Environmental Research Program of the CEC: Brussels, **1988**.
- Perner, D.; Schmeltekopf, A.; Winkler, R. H.; Johnston, H. S.; Calvert, J. G.; Cantrell, C. A.; Stockwell, W. R. A laboratory and field study of the equilibrium N₂O₅ ⇌ NO₃ + NO₂. *J. Geophys. Res.* **1985**, *90*, 3807-3812.
- Perri, M. J.; Van Wyngarden, A. L.; Boering, K. A.; Lin, J. J.; Lee, Y. T. Dynamics of the O(¹D) + CO₂ oxygen isotope exchange reaction. *J. Chem. Phys.* **2003**, *119*, 8213-8216, doi:10.1063/1.1618737.
- Perry, R. A.; Atkinson, R.; Pitts, J. N., Jr. Kinetics of the reactions of OH radicals with C₂H₂ and CO. *J. Chem. Phys.* **1977**, *67*, 5577-5584.
- Perry, R. A.; Atkinson, R.; Pitts, J. N., Jr. Rate constants for the reaction of OH radicals with CHFCl₂ and CH₃Cl over the temperature range 298-423 °K, and with CH₂Cl₂ at 298 °K. *J. Chem. Phys.* **1976**, *64*, 1618-1620.
- Perry, R. A.; Atkinson, R.; Pitts, J. N., Jr. Rate constants for the reaction of OH radicals with CH₂=CHF, CH₂=CHCl, and CH₂=CHBr over the temperature range 299-426 °K. *J. Chem. Phys.* **1977**, *67*, 458-462.

- Perry, R. A.; Atkinson, R.; Pitts, J. N., Jr. Rate constants for the reactions $\text{OH} + \text{H}_2\text{S} \rightarrow \text{H}_2\text{O} + \text{SH}$ and $\text{OH} + \text{NH}_3 \rightarrow \text{H}_2\text{O} + \text{NH}_2$ over the temperature range 297-427 °K. *J. Chem. Phys.* **1976**, *64*, 3237-3239.
- Perry, R. A.; Melius, C. F. In *Twentieth Symposium (International) on Combustion*; The Combustion Institute, **1984**; pp 639-646.
- Perry, R. A.; Williamson, D. Pressure and temperature dependence of the OH radical reaction with acetylene. *Chem. Phys. Lett.* **1982**, *93*, 331-334.
- Persky, A. Kinetics of the $\text{F} + \text{CH}_4$ reaction in the temperature range 184-406 K. *J. Phys. Chem.* **1996**, *100*, 689-693, doi:10.1021/jp9524035.
- Peters, S. J.; Ewing, G. E. Reaction of $\text{NO}_2(\text{g})$ with $\text{NaCl}(100)$. *J. Phys. Chem.* **1996**, *100*, 14093-14102, doi:10.1021/jp9603694.
- Petersen, A. B.; Smith, I. W. M. Yields of $\text{Br}^*(4^2\text{P}_{1/2})$ as a function of wavelength in the photodissociation of Br_2 and IBr . *Chem. Phys.* **1978**, *30*, 407-413.
- Petersen, M.; Viallon, J.; Moussay, P.; Wielgosz, R. I. Relative measurements of ozone absorption cross-sections at three wavelengths in the Hartley band using a well-defined UV laser beam. *J. Geophys. Res.* **2012**, *117*, D05301, doi:10.1029/2011jd016374.
- Peterson, K. A.; Francisco, J. S. Does chlorine peroxide absorb below 250 nm? *J. Chem. Phys.* **2004**, *121*, 2611-2616, doi:10.1063/1.1766012.
- Peterson, K. A.; Francisco, J. S. Should bromoform absorb at wavelengths longer than 300 nm? *J. Chem. Phys.* **2002**, *117*, 6103-6107, doi:10.1063/1.1502639.
- Peterson, K. A.; Shepler, B. C.; Figgen, D.; Stoll, H. On the spectroscopic and thermochemical properties of ClO , BrO , IO , and their anions. *J. Phys. Chem. A* **2006**, *110*, 13877-13883, doi:10.1021/jp0658871.
- Peterson, K. A.; Shepler, B. C.; Singleton, J. M. The group 12 metal chalcogenides: an accurate multireference configuration interaction and coupled cluster study. *Mol. Phys.* **2007**, *105*, 1139-1155, doi:10.1080/00268970701241664.
- Petitjean, M.; Darvas, M.; Picaud, S.; Jedlovsky, P.; Le Calvé, S. Adsorption of hydroxyacetone on pure ice surfaces. *ChemPhysChem* **2010**, *11*, 3921-3927, doi:10.1002/cphc.201000629.
- Petitjean, M.; Mirabel, P.; Le Calvé, S. Uptake measurements of acetaldehyde on solid ice surfaces and on solid/liquid supercooled mixtures doped with HNO_3 in the temperature range 203-253 K. *J. Phys. Chem. A* **2009**, *113*, 5091-5098, doi:10.1021/jp810131f.
- Petty, J. T.; Harrison, J. A.; Moore, C. B. Reactions of *trans*-HOCO studied by infrared spectroscopy. *J. Phys. Chem.* **1993**, *97*, 11194-11198, doi:10.1021/j100145a013.
- Peybernes, N.; Le Calvé, S.; Mirabel, P.; Picaud, S.; Hoang, P. N. M. Experimental and theoretical adsorption study of ethanol on ice surfaces. *J. Phys. Chem. B* **2004**, *108*, 17425-17432, doi:10.1021/jp046983u.
- Peybernes, N.; Marchand, C.; Le Calvé, S.; Mirabel, P. Adsorption studies of acetone and 2,3-butanedione on ice surfaces between 193 and 223 K. *Phys. Chem. Chem. Phys.* **2004**, *6*, 1277-1284, doi:10.1039/b315064j.
- Phillips, D. L.; Myers, A. B.; Valentini, J. J. Investigation of solvation effects on short-time photodissociation dynamics of alkyl iodides. *J. Phys. Chem.* **1992**, *96*, 2039-2044, doi:10.1021/j100184a006.
- Phillips, E.; Lee, L. C.; Judge, D. L. Absolute photoabsorption cross sections for H_2O and D_2O from λ 180-790 Å. *J. Quant. Spectrosc. Radiat. Transfer* **1977**, *18*, 309-313.
- Phillips, L. F. Pressure dependence of the rate of reaction of OH with HCN. *Chem. Phys. Lett.* **1978**, *57*, 538-539.
- Phillips, L. F.; Schiff, H. I. Mass spectrometer studies of atoms reactions. I. Reactions in the atomic nitrogen-ozone system. *J. Chem. Phys.* **1962**, *36*, 1509-1517.
- Picaud, S.; Hoang, P. N. M.; Peybernes, N.; Le Calvé, S.; Mirabel, P. Adsorption of acetic acid on ice: Experiments and molecular dynamics simulations. *J. Chem. Phys.* **2005**, *122*, 194707, doi:10.1063/1.1888368.
- Pickard, J. M.; Rodgers, A. S. Kinetics of the gas-phase reaction $\text{CH}_3\text{F} + \text{I}_2 \rightleftharpoons \text{CH}_2\text{FI} + \text{HI}$: The C-H bond dissociation energy in methyl and methylene fluorides. *Int. J. Chem. Kinet.* **1983**, *15*, 569-577.
- Pickard, J. M.; Rodgers, A. S. The kinetics and thermochemistry of the reaction of 1,1-difluoroethane with iodine. The $\text{CF}_2\text{-H}$ bond dissociation energy in 1,1-difluoroethane and the heat of formation of 1,1-difluoroethyl. *J. Am. Chem. Soc.* **1977**, *99*, 691-694, doi:10.1021/ja00445a005.
- Picquet, B.; Heroux, S.; Chebbi, A.; Doussin, J.; Durand-Jolibois, R.; Monod, A.; Loirat, H.; Carlier, P. Kinetics of the reactions of OH radicals with some oxygenated volatile organic compounds under simulated atmospheric conditions. *Int. J. Chem. Kinet.* **1998**, *30*, 839-847.
- Piety, C. A.; Soller, R.; Nicovich, J. M.; McKee, M. L.; Wine, P. H. Kinetic and mechanistic study of the reaction of atomic chlorine with methyl bromide over an extended temperature range. *Chem. Phys.* **1998**, *231*, 155-169.
- Pilgrim, J. S.; McIlroy, A.; Taatjes, C. A. Kinetics of Cl atom reactions with methane, ethane, and propane from 292 to 800 K. *J. Phys. Chem. A* **1997**, *101*, 1873-1880.
- Pillar, E. A.; Guzman, M. I.; Rodriguez, J. M. Conversion of iodide to hypoiodous acid and iodine in aqueous microdroplets exposed to ozone. *Environ. Sci. Technol.* **2013**, *47*, 10971-10979, doi:10.1021/es401700h.

- Pilling, M. J.; Smith, M. J. C. A laser flash photolysis study of the reaction $\text{CH}_3 + \text{O}_2 \rightarrow \text{CH}_3\text{O}_2$ at 298 K. *J. Phys. Chem.* **1985**, *89*, 4713-4720, doi:10.1021/j100268a014.
- Piper, L. G.; Caledonia, G. E.; Konnealy, J. P. Rate constants for deactivation of $\text{N}_2(\text{A})v' = 0,1$ by O_2 . *J. Chem. Phys.* **1981**, *74*, 2888-2895.
- Pirraglia, A. N.; Michael, J. V.; Sutherland, J. W.; Klemm, R. B. A flash photolysis-shock tube kinetic study of the H atom reaction with O_2 : $\text{H} + \text{O}_2 \rightleftharpoons \text{OH} + \text{O}$ ($962 \text{ K} \leq T \leq 1705 \text{ K}$) and $\text{H} + \text{O}_2 + \text{Ar} \rightarrow \text{HO}_2 + \text{Ar}$ ($746 \text{ K} \leq T \leq 987 \text{ K}$). *J. Phys. Chem.* **1989**, *93*, 282-291, doi:10.1021/j100338a058.
- Pirre, M.; Rigaud, P.; Huguenin, D. *In situ* measurements of the absorption cross-sections of O_2 in the Herzberg continuum: The results of two different experiments. *Ann. Geophys.* **1988**, *6*, 535-540.
- Pirre, M.; Rigaud, P.; Huguenin, D. New *in situ* measurements of the absorption cross-sections of O_2 in the Herzberg continuum. *Geophys. Res. Lett.* **1984**, *11*, 1199-1202.
- Pittam, D. A.; Pilcher, G. Measurements of heats of combustion by flame calorimetry. Part 8. Methane, ethane, propane, n-butane and 2-methylpropane. *J. Chem. Soc. Faraday Trans. 1* **1972**, *68*, 2224-2229.
- Plane, J. M. C.; Husain, D. Determination of the absolute rate constant for the reaction $\text{O} + \text{NaO} \rightarrow \text{Na} + \text{O}_2$ by time-resolved atomic chemiluminescence at $\lambda = 589 \text{ nm}$ [$\text{Na}(3^2\text{P}_1) \rightarrow \text{Na}(3^2\text{S}_{1/2}) + \text{hv}$]. *J. Chem. Soc. Faraday Trans. 2* **1986**, *82*, 2047-2052.
- Plane, J. M. C.; Nien, C.-F.; Allen, M. R.; Helmer, M. A kinetic investigation of the reactions $\text{Na} + \text{O}_3$ and $\text{NaO} + \text{O}_3$ over the temperature range 207-377 K. *J. Phys. Chem.* **1993**, *97*, 4459-4467.
- Plane, J. M. C.; Rajasekhar, B. Kinetic study of the reactions $\text{Na} + \text{O}_2 + \text{N}_2$ and $\text{Na} + \text{N}_2\text{O}$ over an extended temperature range. *J. Phys. Chem.* **1989**, *93*, 3135-3140, doi:10.1021/j100345a051.
- Platt, U.; Perner, D.; Harris, G. W.; Winer, A. M.; Pitts Jr., J. N. Observations of nitrous acid in an urban atmosphere by differential optical absorption. *Nature* **1980**, *285*, 312-314.
- Platz, J.; Nielson, O. J.; Sehested, J.; Wallington, T. J. Atmospheric chemistry of 1,1,1-trichloroethane: UV absorption spectra and self-reaction kinetics of CCl_3CH_2 and $\text{CCl}_3\text{CH}_2\text{O}_2$ radicals, kinetics of the reactions of the $\text{CCl}_3\text{CH}_2\text{O}_2$ Radical with NO and NO_2 , and the fate of the alkoxy radical $\text{CCl}_3\text{CH}_2\text{O}$. *J. Phys. Chem.* **1995**, *99*, 6570-6579, doi:10.1021/j100017a044.
- Plenge, J.; Flesch, R.; Kühl, S.; Vogel, B.; Müller, R.; Stroh, F.; Rühl, E. Ultraviolet photolysis of the ClO dimer. *J. Phys. Chem. A* **2004**, *108*, 4859-4863, doi:10.1021/jp049690+.
- Plenge, J.; Kühl, S.; Vogel, B.; Müller, R.; Stroh, F.; von Hobe, M.; Flesch, R.; Rühl, E. Bond strength of chlorine peroxide. *J. Phys. Chem. A* **2005**, *109*, 6730-6734, doi:10.1021/jp044142h.
- Plum, C. N.; Sanhueza, E.; Atkinson, R.; Carter, W. P. L.; Pitts, J. N., Jr. OH radical rate constant and photolysis rates of α -dicarbonyls. *Environ. Sci. Technol.* **1983**, *17*, 479-484.
- Plumb, I. C.; Ryan, K. R. Kinetics of the reaction of CF_3O_2 with NO . *Chem. Phys. Lett.* **1982**, *92*, 236-238.
- Plumb, I. C.; Ryan, K. R. Kinetics of the reactions of CH_3 with $\text{O}(^3\text{P})$ and O_2 at 295 K. *Int. J. Chem. Kinet.* **1982**, *14*, 861-874.
- Plumb, I. C.; Ryan, K. R.; Steven, J. R.; Mulcahy, M. F. R. Kinetics of the reaction of $\text{C}_2\text{H}_5\text{O}_2$ with NO at 295 K. *Int. J. Chem. Kinet.* **1982**, *14*, 183-194.
- Pollack, I. B., I. M. Konen, E. X. J. Li, and M. I. Lester Spectroscopic characterization of HOONO and its binding energy via infrared action spectroscopy. *J. Chem. Phys.* **2003**, *119*, 9981-9984, doi:10.1063/1.1624246.
- Ponche, J. L.; George, C.; Mirabel, P. Mass transfer at the air/water interface: Mass accommodation coefficients of SO_2 , HNO_3 , NO_2 and NH_3 . *J. Atmos. Chem.* **1993**, *16*, 1-21.
- Pope, F. D.; Hansen, J. C.; Bayes, K. D.; Friedl, R. R.; Sander, S. P. Ultraviolet absorption spectrum of chlorine peroxide, ClOOC . *J. Phys. Chem. A* **2007**, *111*, 4322-4332, doi:10.1021/jp067660w.
- Pope, F. D.; Nicovich, J. M.; Wine, P. H. A temperature-dependent kinetics study of the reaction of $\text{O}(^3\text{P}_1)$ with $(\text{CH}_3)_2\text{SO}$. *Int. J. Chem. Kinet.* **2002**, *34*, 156-161.
- Pope, F. D.; Smith, C. A.; Ashfold, N. M. R.; Orr-Ewing, A. J. High-resolution absorption cross sections of formaldehyde at wavelengths from 313 to 320 nm. *Phys. Chem. Chem. Phys.* **2005**, *7*, 79-84, doi:10.1039/b414183k.
- Pope, F. D.; Smith, C. A.; Davis, P. R.; Shallcross, D. E.; Ashfold, M. N. R.; Orr-Ewing, A. J. Photochemistry of formaldehyde under tropospheric conditions. *J. Chem. Soc., Faraday Disc* **2005**, *130*, 59-73, doi:10.1039/b419227c.
- Porret, D.; Goodeve, C. F. The continuous absorption spectra of alkyl iodides and alkyl bromides and their quantum interpretation. *Proc. Roy. Soc. Lond. A* **1938**, *165*, 31-42.
- Porret, D.; Goodeve, C. F. The continuous absorption spectrum of methyl iodide. *Trans. Faraday Soc.* **1937**, *33*, 690-693.
- Porter, G., F.R.S.; Szabó, Z. G.; Townsend, M. G. The recombination of atoms V. Iodine atom recombination in nitric oxide. *Proc. Roy. Soc. Lond. A* **1962**, *A 270*, 493-500.

- Poschl, U.; Canagaratna, M.; Jayne, J. T.; Molina, L. T.; Worsnop, D. R.; Kolb, C. E.; Molina, M. J. Mass accommodation coefficient of H₂SO₄ vapor on aqueous sulfuric acid surfaces and gaseous diffusion coefficient of H₂SO₄ in N₂/H₂O. *J. Phys. Chem. A* **1998**, *102*, 10082-10089.
- Pöschl, U.; Letzel, T.; Schauer, C.; Niessner, R. Interaction of ozone and water vapor with spark discharge soot aerosol particles coated with benzo[a]pyrene: O₃ and H₂O adsorption, benzo[a]pyrene degradation, and atmospheric implications. *J. Phys. Chem. A* **2001**, *105*, 4029-4041, doi:10.1021/jp004137n.
- Posey, J.; Sherwell, J.; Kaufman, M. Kinetics of the reactions of atomic bromine with HO₂ and H₂O₂. *Chem. Phys. Lett.* **1981**, *77*, 476-479.
- Poskrebyshev, G. A.; Huie, R. E.; Neta, P. The rate and equilibrium constants for the reaction NO₃ + Cl⁻ ⇌ NO₃⁻ + Cl in aqueous solution. *J. Phys. Chem. A* **2003**, *107*, 1964-1970, doi:10.1021/jp0215724.
- Poulet, G.; Barassin, J.; Le Bras, G.; Combourieu, J. Étude cinétique de la réaction du chlore atomique avec l'acétylène. *Bull. Soc. Chim. Fr.* **1973**, *1*, 1-6.
- Poulet, G.; Lancar, I. T.; Laverdet, G.; Le Bras, G. Kinetics and products of the BrO + ClO reaction. *J. Phys. Chem.* **1990**, *94*, 278-284.
- Poulet, G.; Laverdet, G.; Jourdain, J. L.; Le Bras, G. Kinetic study of the reactions of acetonitrile with Cl and OH radicals. *J. Phys. Chem.* **1984**, *88*, 6259-6263, doi:10.1021/j150669a041.
- Poulet, G.; Laverdet, G.; Le Bras, G. Discharge flow-mass spectrometric determination of the rate coefficients for the reactions of formaldehyde with bromine atoms and chlorine atoms. *J. Phys. Chem.* **1981**, *85*, 1892-1895, doi:10.1021/j150613a023.
- Poulet, G.; Laverdet, G.; Le Bras, G. Kinetics and products of the reaction of hydroxyl radical with molecular bromine. *Chem. Phys. Lett.* **1983**, *94*, 129-132.
- Poulet, G.; Laverdet, G.; Le Bras, G. Kinetics of the reactions of atomic bromine with HO₂ and HCO at 298 K. *J. Chem. Phys.* **1984**, *80*, 1922-1928.
- Poulet, G.; Laverdet, G.; Le Bras, G. Rate constant and branching ratio for the reaction of OH with ClO. *J. Phys. Chem.* **1986**, *90*, 159-165, doi:10.1021/j100273a036.
- Poulet, G.; Le Bras, G.; Combourieu, J. E.P.R. study of the reactivity of ClO with H₂CO at 298 K. *Geophys. Res. Lett.* **1980**, *7*, 413-414.
- Poulet, G.; Le Bras, G.; Combourieu, J. Étude cinétique des réactions du chlore atomique et du radical ClO avec le méthane par la technique du réacteur à écoulement rapide, couplé à un spectromètre de masse. *J. Chim. Phys.* **1974**, *71*, 101-106.
- Poulet, G.; Le Bras, G.; Combourieu, J. Kinetic study of the reactions of Cl atoms with HNO₃, H₂O₂, and HO₂. *J. Chem. Phys.* **1978**, *69*, 767-773.
- Poulet, G.; Zagogianni, H.; Le Bras, G. Kinetics and mechanism of the OH + ClO₂ reaction. *Int. J. Chem. Kinet.* **1986**, *18*, 847-859.
- Poutsma, J. C.; Paulino, J. A.; Squires, R. R. Absolute heats of formation of CHCl, CHF, and CCIF. A gas-phase experimental and G2 theoretical study. *J. Phys. Chem. A* **1997**, *101*, 5327-5336.
- Pouvesle, N.; Kippenberger, M.; Schuster, G.; Crowley, J. N. The interaction of H₂O₂ with ice surfaces between 203 and 233 K. *Phys. Chem. Chem. Phys.* **2010**, *12*, 15544-15550, doi:10.1039/c0cp01656j.
- Pradayrol, C.; Casanovas, A. M.; Deharo, I.; Geuelfucci, J. P.; Casanovas, J. Absorption coefficients of SF₆, SF₄, SOF₂ and SO₂F₂ in the vacuum ultraviolet. *J. Phys. III France* **1996**, *6*, 603-612.
- Prahlad, V.; Kumar, V. Temperature dependence of photoabsorption cross sections of carbon tetrachloride at 186-240 nm. *J. Quant. Spectrosc. Radiat. Transfer* **1995**, *54*, 945-955.
- Prahlad, V.; Kumar, V. Temperature dependence of photoabsorption cross-sections of sulfur dioxide at 188-220 nm. *J. Quant. Spectrosc. Radiat. Transfer* **1997**, *57*, 719-723.
- Prasad, S. S. Possible existence and chemistry of ClO•O₂ in the stratosphere. *Nature* **1980**, *285*, 152.
- Prasad, S. S.; Lee, T. J. Atmospheric chemistry of the reaction ClO + O₂ ↔ ClO•O₂: Where it stands, what needs to be done, and why? *J. Geophys. Res.* **1994**, *99*, 8225-8230.
- Pratt, G. L.; Wood, S. W. Kinetics of the reaction of methyl radicals with oxygen. *J. Chem. Soc. Faraday Trans. 1* **1984**, *80*, 3419-3427.
- Pratte, P.; Rossi, M. J. The heterogeneous kinetics of HOBr and HOCl on acidified sea salt and model aerosol at 40-90% relative humidity and ambient temperature. *Phys. Chem. Chem. Phys.* **2006**, *8*, 3988-4001, doi:10.1039/b604321f.
- Pratte, P.; van den Bergh, H.; Rossi, M. J. The kinetics of H₂O vapor condensation and evaporation on different types of ice in the range 130-210 K. *J. Phys. Chem. A* **2006**, *110*, 3042-3058, doi:10.1021/jp053974s.
- Preston, K. F.; Barr, R. F. Primary processes in the photolysis of nitrous oxide. *J. Chem. Phys.* **1971**, *54*, 3347-3348.
- Preston, W. M. The origin of radio fade-outs and the absorption coefficient of gases for light of wave-length 1215.7 Å. *Phys. Rev.* **1940**, *57*, 887-894.
- Pritchard, H. O. The nitrogen pentoxide dissociation equilibrium. *Int. J. Chem. Kinet.* **1994**, *26*, 61-72.

- Pritchard, H. O.; Pyke, J. B.; Trotman-Dickenson, A. F. A method for the study of chlorine atom reactions. The reaction $\text{Cl} + \text{CH}_4 \rightarrow \text{CH}_3 + \text{HCl}$. *J. Am. Chem. Soc.* **1954**, *76*, 1201-1202.
- Pritchard, H. O.; Pyke, J. B.; Trotman-Dickenson, A. F. The study of chlorine atom reactions in the gas phase. *J. Am. Chem. Soc.* **1955**, *77*, 2629-2633.
- Przyjazny, A.; Janicki, W.; Chrzanowski, W.; Staszewski, R. Headspace gas chromatographic determination of distribution coefficients of selected organosulfur compounds and their dependence on some parameters. *J. Chromatogr.* **1984**, *280*, 249-260.
- Pueschel, R. F.; Blake, D. F.; Suetsinger, A. G.; Hansen, A. D. A.; Verma, S.; Kato, K. Black carbon (soot) aerosol in the low stratosphere and upper troposphere. *Geophys. Res. Lett.* **1992**, *19*, 1659-1662.

Q

[Back to Index](#)

- Qiu, L. X.; Shi, S.-H.; Xing, S. B.; Chen, X. G. Rate constants for the reactions of OH with five halogen-substituted ethanes from 292 to 366 K. *J. Phys. Chem.* **1992**, *96*, 685-689.
- Quinlan, M. A.; Reihs, C. M.; Golden, D. M.; Tolbert, M. A. Heterogeneous reactions on model polar stratospheric cloud surfaces: Reaction of N_2O_5 on ice and nitric acid trihydrate. *J. Phys. Chem.* **1990**, *94*, 3255-3260.

R

[Back to Index](#)

- Raber, W. H.; Moortgat, G. K. Photooxidation of selected carbonyl compounds in air: methyl ethyl ketone, methyl vinyl ketone, methacrolein, and methylglyoxal. In *Progress and Problems in Atmospheric Chemistry*; Barker, J., Ed.; World Scientific Publ. Co.: Singapore, **1996**; pp 318-373.
- Rabinowitch, E.; Wood, W. C. The extinction coefficient of iodine and other halogens. *Trans. Faraday Soc.* **1936**, *32*, 540-546.
- Radford, H. E. The fast reaction of CH_2OH with O_2 . *Chem. Phys. Lett.* **1980**, *71*, 195-197.
- Radford, H. E.; Evenson, K. M.; Jennings, D. A. Far-infrared LMR detection of hydroxymethyl. *Chem. Phys. Lett.* **1981**, *78*, 589-591.
- Ragains, M. L.; Finlayson Pitts, B. J. Kinetics and mechanism of the reaction of Cl atoms with 2-methyl-1,3-butadiene (isoprene) at 298 K. *J. Phys. Chem. A* **1997**, *101*, 1509-1517.
- Rahman, M. M.; Becker, E.; Benter, T.; Schindler, R. N. A gas phase kinetic investigation of the system $\text{F} + \text{HNO}_3$ and the determination of absolute rate constants for the reaction of the NO_3 radical with CH_3SH , 2-methylpropene, 1,3-butadiene and 2,3-dimethyl-2-butene. *Ber. Bunsenges. Phys. Chem.* **1988**, *92*, 91-100.
- Rahman, M. M.; Becker, E.; Wille, U.; Schindler, R. N. Determination of rate constants for the reactions of the CH_2SH radical with O_2 , O_3 , and NO_2 at 298 K. *Ber. Bunsenges. Phys. Chem.* **1992**, *96*, 783-787.
- Rahn, T.; Zhang, H.; Wahlen, M.; Blake, G. A. Stable isotope fractionation during ultraviolet photolysis of N_2O . *Geophys. Res. Lett.* **1998**, *25*, 4489-4492.
- Raja, N.; Arora, P. K.; Chatha, J. P. S. Rate constants of $\text{O}_2(^1\Delta_g)$. *Int. J. Chem. Kinet.* **1986**, *18*, 505-512.
- Rajakumar, B.; Burkholder, J. B.; Portmann, R. W.; Ravishankara, A. R. Rate coefficients, for the OH + $\text{CFH}_2\text{CH}_2\text{OH}$ reaction between 238 and 355 K. *Phys. Chem. Chem. Phys.* **2005**, *7*, 2498-2505, doi:10.1039/b503332b.
- Rajakumar, B.; Flad, J. E.; Gierczak, T.; Ravishankara, A. R.; Burkholder, J. B. Visible absorption spectrum of the CH_3CO radical. *J. Phys. Chem. A* **2007**, *111*, 8950-8958, doi:10.1021/jp073339h.
- Rajakumar, B.; Gierczak, T.; Flad, J. E.; Ravishankara, A. R.; Burkholder, J. B. The CH_3CO quantum yield in the 248 nm photolysis of acetone, methyl ethyl ketone, and biacetyl. *J. Photochem. Photobiol. A: Chem.* **2008**, *199*, 336-344, doi:10.1016/j.jphotochem.2008.06.015.
- Rajakumar, B.; Portmann, R. W.; Burkholder, J. B.; Ravishankara, A. R. Rate coefficients for the reactions of OH with $\text{CF}_3\text{CH}_2\text{CH}_3$ (HFC-263fb), $\text{CF}_3\text{CHFCH}_2\text{F}$ (HFC-245eb), and $\text{CHF}_2\text{CHFCHF}_2$ (HFC-245ea) between 238 and 375 K. *J. Phys. Chem. A* **2006**, *110*, 6724 - 6731, doi:10.1021/jp056248y.
- Rajasekhar, B.; Plane, J. M. C.; Bartolotti, L. Determination of the absolute photolysis cross section of sodium superoxide at 230 K: Evidence for the formation of sodium tetroxide in the gas phase. *J. Phys. Chem.* **1989**, *93*, 7399-7404, doi:10.1021/j100358a030.
- Ramachandran, R.; Vegesna, N. S.; Peterson, K. A. Effects of electron correlation and scalar relativistic corrections on the thermochemical and spectroscopic properties of HOF. *J. Phys. Chem. A* **2003**, *107*, 7938-7944, doi:10.1021/jp035266h.
- Ramacher, B.; Orlando, J. J.; Tyndall, G. S. Temperature-dependent rate coefficient measurements for the reaction of bromine atoms with a series of aldehydes. *Int. J. Chem. Kinet.* **2000**, *32*, 460-465.
- Ramirez-Angueta, J. M.; Gonzalez-Lafont, A.; Lluch, J. M. Formation pathways of CH_3SOH from $\text{CH}_3\text{S}(\text{OH})\text{CH}_3$ in the presence of O_2 : a theoretical study *Theor. Chem. Acc.* **2009**, *123*, 93-103, doi:10.1007/s00214-009-0547-7.

- Ramírez-Anguaita, J. M.; González-Lafont, A.; Lluch, J. M. Variational transition-state theory study of the rate constant of the DMS•OH scavenging reaction by O₂. *J. Comput. Chem.* **2011**, *32*, 2104-2118, doi:10.1002/jcc.21793.
- Ramond, T. M.; Blanksby, S. J.; Kato, S.; Bierbaum, V. M.; Davico, G. E.; Schwartz, R. L.; Lineberger, W. C.; Ellison, G. B. Heat of formation of the hydroperoxyl radical HOO via negative ion studies. *J. Phys. Chem. A* **2002**, *106*, 9641-9647, doi:10.1021/jp014614h.
- Rattigan, O. V.; Boniface, J.; Swartz, E.; Davidovits, P.; Jayne, J. T.; Kolb, C. E.; Worsnop, D. R. Uptake of gas-phase SO₂ in aqueous sulfuric acid: Oxidation by H₂O₂, O₃, and HONO. *J. Geophys. Res.* **2000**, *105*, 29065-29078.
- Rattigan, O. V.; Cox, R. A.; Jones, R. L. Br₂-sensitised decomposition of ozone: Kinetics of the reaction BrO + O₃ → products. *J. Chem. Soc. Faraday Trans.* **1995**, *91*, 4189-4197.
- Rattigan, O. V.; Jones, R. L.; Cox, R. A. The visible spectrum of gaseous OBrO. *Chem. Phys. Lett.* **1994**, *230*, 121-126.
- Rattigan, O. V.; Lary, D. J.; Jones, R. L.; Cox, R. A. UV-visible absorption cross sections of gaseous Br₂O and HOBr. *J. Geophys. Res.* **1996**, *101*, 23021-23033.
- Rattigan, O. V.; Rowley, D. M.; Wild, O.; Jones, R. L.; Cox, R. A. Mechanism of atmospheric oxidation of 1,1,1,2-tetrafluoroethane (HFC 134a). *J. Chem. Soc. Faraday Trans.* **1994**, *90*, 1819-1829.
- Rattigan, O. V.; Shallcross, D. E.; Cox, R. A. UV absorption cross sections and atmospheric photolysis rates of CF₃I, CH₃I, C₂H₅I and CH₂ICl. *J. Chem. Soc. Faraday Trans.* **1997**, *93*, 2839-2846.
- Rattigan, O. V.; Wild, O.; Cox, R. A. UV absorption cross-sections and atmospheric photolysis lifetimes of halogenated aldehydes. *J. Photochem. Photobiol. A: Chem.* **1998**, *112*, 1-7.
- Rattigan, O. V.; Wild, O.; Jones, R. L.; Cox, R. A. Temperature-dependent absorption cross-sections of CF₃COCl, CF₃COF, CH₃COF, CCl₃CHO and CF₃COOH. *J. Photochem. Photobiol. A: Chem.* **1993**, *73*, 1-9.
- Rattigan, O.; Lutman, E.; Jones, R. L.; Cox, R. A. Temperature dependent absorption cross sections and atmospheric photolysis rates of nitric acid. *Ber. Bunsenges. Phys. Chem.* **1992**, *96*, 399-404.
- Rattigan, O.; Lutman, E.; Jones, R. L.; Cox, R. A.; Clemitshaw, K.; Williams, J. Corrigendum: Temperature-dependent absorption cross-sections of gaseous nitric acid and methyl nitrate. *J. Photochem. Photobiol. A: Chem.* **1992**, *69*, 125-126.
- Rattigan, O.; Lutman, R. L.; Jones, R. L.; Cox, R. A. Temperature-dependent absorption cross-sections of gaseous nitric acid and methyl nitrate. *J. Photochem. Photobiol. A: Chem.* **1992**, *66*, 313-326.
- Ravichandran, K.; Williams, R.; Fletcher, T. R. Atmospheric reactions of vibrationally excited greenhouse gases: SH + N₂O(*n*, 0, 0). *Chem. Phys. Lett.* **1994**, *217*, 375-380.
- Ravishankara, A. R. *Faraday Discuss.* **1995**, *100*, 335-336, doi:10.1039/fd9950000333.
- Ravishankara, A. R.; Davis, D. D. Kinetic rate constants for the reaction of OH with methanol, ethanol, and tetrahydrofuran at 298 K. *J. Phys. Chem.* **1978**, *82*, 2852-2853, doi:10.1021/j100515a022.
- Ravishankara, A. R.; Davis, D. D.; Smith, G.; Tesi, G.; Spencer, J. A study of the chemical degradation of ClONO₂ in the stratosphere. *Geophys. Res. Lett.* **1977**, *4*, 7-9.
- Ravishankara, A. R.; Dunlea, E. J.; Blitz, M. A.; Dillon, T. J.; Heard, D. E.; Pilling, M. J.; Strekowski, R. S.; Nicovich, J. M.; Wine, P. H. Redetermination of the rate coefficient for the reaction of O(¹D) with N₂. *Geophys. Res. Lett.* **2002**, *29*, 1745, doi:10.1029/2002GL014850.
- Ravishankara, A. R.; Eisele, F. L.; Wine, P. H. Pulsed laser photolysis-long path laser absorption kinetics study of the reaction of methylperoxy radicals with NO₂. *J. Chem. Phys.* **1980**, *73*, 3743-3749.
- Ravishankara, A. R.; Eisele, F. L.; Wine, P. H. The kinetics of the reaction of OH with ClO. *J. Chem. Phys.* **1983**, *78*, 1140-1144.
- Ravishankara, A. R.; Kreutter, N. M.; Shah, R. C.; Wine, P. H. Rate of reaction of OH with OCS. *Geophys. Res. Lett.* **1980**, *7*, 861-864.
- Ravishankara, A. R.; Mauldin, R. L. Temperature dependence of the NO₃ cross section in the 662-nm region. *J. Geophys. Res.* **1986**, *91*, 8709-8712.
- Ravishankara, A. R.; Nicovich, J. M.; Thompson, R. L.; Tully, F. P. Kinetic study of the reaction of OH with H₂ and D₂ from 250 to 1050 K. *J. Phys. Chem.* **1981**, *85*, 2498-2503, doi:10.1021/j150617a018.
- Ravishankara, A. R.; Smith, G. J.; Davis, D. D. A kinetics study of the reaction of Cl with NO₂. *Int. J. Chem. Kinet.* **1988**, *20*, 811-814.
- Ravishankara, A. R.; Smith, G.; Watson, R. T.; Davis, D. D. A temperature dependent kinetics study of the reaction of HCl with OH and O(³P). *J. Phys. Chem.* **1977**, *81*, 2220-2225, doi:10.1021/j100539a002.
- Ravishankara, A. R.; Solomon, S.; Turnipseed, A. A.; Warren, R. F. Atmospheric lifetimes of long-lived halogenated species. *Science* **1993**, *259*, 194-199.
- Ravishankara, A. R.; Thompson, R. L. Kinetic study of the reaction of OH with CO from 250 to 1040 K. *Chem. Phys. Lett.* **1983**, *99*, 377-381.

- Ravishankara, A. R.; Turnipseed, A. A.; Jensen, N. R.; Barone, S.; Mills, M.; Howard, C. J.; Solomon, S. Do hydrofluorocarbons destroy stratospheric ozone? *Science* **1994**, *263*, 71-75.
- Ravishankara, A. R.; Wagner, S.; Fischer, S.; Smith, G.; Schiff, R.; Watson, R. T.; Tesi, G.; Davis, D. D. A kinetics study of the reactions of OH with several aromatic and olefinic compounds. *Int. J. Chem. Kinet.* **1978**, *10*, 783-804, doi:10.1002/kin.550100802.
- Ravishankara, A. R.; Wine, P. H. A laser flash photolysis-resonance fluorescence kinetics study of the reaction $\text{Cl}(^2P) + \text{CH}_4 \rightarrow \text{CH}_3 + \text{HCl}$. *J. Chem. Phys.* **1980**, *72*, 25-30.
- Ravishankara, A. R.; Wine, P. H. Absorption cross sections for NO_3 between 565 and 673 nm. *Chem. Phys. Lett.* **1983**, *101*, 73-78.
- Ravishankara, A. R.; Wine, P. H.; Langford, A. O. Absolute rate constant for the reaction $\text{OH} + \text{HBr} \rightarrow \text{H}_2\text{O} + \text{Br}$. *Chem. Phys. Lett.* **1979**, *63*, 479-484.
- Ravishankara, A. R.; Wine, P. H.; Langford, A. O. Absolute rate constant for the reaction $\text{OH}(v=0) + \text{O}_3 \rightarrow \text{HO}_2 + \text{O}_2$ over the temperature range 238-357°K. *J. Chem. Phys.* **1979**, *70*, 984-989, doi:10.1063/1.437488.
- Ravishankara, A. R.; Wine, P. H.; Nicovich, J. M. Pulsed laser photolysis study of the reaction between $\text{O}(^3P)$ and HO_2 . *J. Chem. Phys.* **1983**, *78*, 6629-6639.
- Ravishankara, A. R.; Wine, P. H.; Smith, C. A.; Barbone, P. E.; Torabi, A. N_2O_5 photolysis: Quantum yields for NO_3 and $\text{O}(^3P)$. *J. Geophys. Res.* **1986**, *91*, 5355-5360.
- Ravishankara, A. R.; Wine, P. H.; Wells, J. R. The $\text{OH} + \text{HBr}$ reaction revisited. *J. Chem. Phys.* **1985**, *83*, 447-448.
- Ravishankara, A. R.; Wine, P. H.; Wells, J. R.; Thompson, R. L. Kinetic study of the reaction of OH with HCl from 240-1055 K. *Int. J. Chem. Kinet.* **1985**, *17*, 1281-1297.
- Rawlins, W. T.; Caledonia, G. E.; Armstrong, R. A. Dynamics of vibrationally excited ozone formed by three-body recombination. II. Kinetics and mechanism. *J. Chem. Phys.* **1987**, *87*, 5209-5213
- Ray, A.; Vassalli, I.; Laverdet, G.; Le Bras, G. Kinetics of the thermal decomposition of the CH_3SO_2 radical and its reaction with NO_2 at 1 Torr and 298 K. *J. Phys. Chem.* **1996**, *100*, 8895-8900, doi:10.1021/jp9600120.
- Ray, G. W.; Keyser, L. F.; Watson, R. T. Kinetics study of the $\text{Cl}(^2P) + \text{Cl}_2\text{O} \rightarrow \text{Cl}_2 + \text{ClO}$ reaction at 298 K. *J. Phys. Chem.* **1980**, *84*, 1674-1681, doi:10.1021/j100450a003.
- Ray, G. W.; Watson, R. T. Kinetics of the reaction $\text{NO} + \text{O}_3 \rightarrow \text{NO}_2 + \text{O}_2$ from 212 to 422 K. *J. Phys. Chem.* **1981**, *85* 1673-1676, doi:10.1021/j150612a015.
- Ray, G. W.; Watson, R. T. Kinetics study of the reactions of NO with FO, ClO, BrO, and IO at 298 K. *J. Phys. Chem.* **1981**, *85*, 2955-2960, doi:10.1021/j150620a022.
- Rayez, M. T.; Destriau, M. Theoretical study of thermal dissociation and recombination reactions of XONO_2 (X=F, Cl, Br, or I). *Chem. Phys. Lett.* **1993**, *206*, 278-284.
- Rebert, R. E.; Ausloos, P. Gas-phase photodecomposition of carbon tetrachloride. *J. Photochem.* **1976/1977**, *6*, 265-276.
- Rebert, R. E.; Ausloos, P. Ionization quantum yields and absorption coefficients of selected compounds at 58.4 and 73.6-74.4 nm. *J. Res. Natl. Bur. Stand.* **1971**, *A 75*, 481-485.
- Rebert, R. E.; Ausloos, P. J. Photodecomposition of CFCl_3 and CF_2Cl_2 . *J. Photochem.* **1975**, *4*, 419-434.
- Rebert, R. E.; Lias, S. G.; Ausloos, P. Photolysis of alkyl iodides at 147.0 nm. The reaction $\text{H} + \text{C}_n\text{H}_{2n+1}\text{I} \rightarrow \text{HI} + \text{C}_n\text{H}_{2n+1}$. *Int. J. Chem. Kinet.* **1973**, *5*, 893-908.
- Rebert, R. E.; Lias, S. G.; Ausloos, P. The gas phase photolysis of CHFCl_2 . *J. Photochem.* **1978**, *8*, 17-27.
- Reeser, D. I.; Donaldson, D. J. Influence of water surface properties on the heterogeneous reaction between $\text{O}_{3(g)}$ and $\Gamma_{(aq)}$. *Atmos. Environ.* **2011**, *45*, 6116-6120, doi:10.1016/j.atmosenv.2011.08.042.
- Regan, P. M.; Ascenzi, D.; Brown, A.; Balint-Kurti, G. G.; Orr-Ewing, A. J. Ultraviolet photodissociation of HCl in selected rovibrational states: Experiment and theory. *J. Chem. Phys.* **2000**, *112*, 10259-10268.
- Regan, P. M.; Langford, S. R.; Ascenzi, D.; Cook, P. A.; Orr-Ewing, A. J.; Ashfold, M. N. R. Spin-orbit branching in $\text{Cl}(^2P)$ atoms produced by ultraviolet photodissociation of HCl. *Phys. Chem. Chem. Phys.* **1999**, *1*, 3247-3251.
- Regan, P. M.; Langford, S. R.; Orr-Ewing, A. J.; Ashfold, M. N. R. The ultraviolet photodissociation dynamics of hydrogen bromide. *J. Chem. Phys.* **1999**, *110*, 281-288.
- Regimbal, J. M.; Mozurkewich, M. Peroxynitric acid decay mechanisms and kinetics at low pH. *J. Phys. Chem. A* **1997**, *101*, 8822-8820.
- Reihls, C. M.; Golden, D. M.; Tolbert, M. A. Nitric acid uptake by sulfuric acid solutions under stratospheric conditions: Determination of Henry's law solubility. *J. Geophys. Res.* **1990**, *95*, 16,545-516,550.
- Reilly, J. P.; Clark, J. H.; Moore, C. B.; Pimentel, G. C. HCO production, vibrational relaxation, chemical kinetics, and spectroscopy following laser photolysis of formaldehyde. *J. Chem. Phys.* **1978**, *69*, 4381-4394.
- Reimann, B.; Kaufman, F. Rate constant of the reaction $\text{HO}_2 + \text{ClO} \rightarrow \text{HOCl} + \text{O}_2$. *J. Chem. Phys.* **1978**, *69*, 2925-2926

- Reiner, T.; Arnold, F. Laboratory flow reactor measurements of the reaction $\text{SO}_3 + \text{H}_2\text{O} + \text{M} \rightarrow \text{H}_2\text{SO}_4 + \text{M}$: Implications for gaseous H_2SO_4 and aerosol formation in the plumes of jet aircraft. *Geophys. Res. Lett.* **1993**, *20*, 2659-2662.
- Reiner, T.; Arnold, F. Laboratory investigations of gaseous sulfuric acid formation via $\text{SO}_3 + \text{H}_2\text{O} + \text{M} \rightarrow \text{H}_2\text{SO}_4 + \text{M}$: Measurement of the rate constant and product identification. *J. Chem. Phys.* **1994**, *101*, 7399-7407.
- Reints, W.; Pratt, D. A.; Korth, H. G.; Mulder, P. O-O bond dissociation enthalpy in di(trifluoromethyl) peroxide (CF_3OOCF_3) as determined by very low pressure pyrolysis. Density functional computations on O-O and O-H bonds in (fluorinated) derivatives. *J. Phys. Chem. A* **2000**, *104*, 10713-70720, doi:10.1021/jp994434w.
- Remorov, R. G.; Gershenzon, Y. M.; Molina, L. T.; Molina, M. J. Kinetics and mechanism of HO_2 uptake on solid NaCl. *J. Phys. Chem. A* **2002**, *106*, 4558-4565, doi:10.1021/jp013179o.
- Resende, S. M.; Almeida, W. B. D. Theoretical study of the atmospheric reaction between dimethyl sulfide and chlorine atoms. *J. Phys. Chem. A* **1997**, *101*, 9738-9744.
- Resende, S. M.; De Almeida, W. B. Mechanism of the atmospheric reaction between the radical CH_3SCH_2 and O_2 . *J. Phys. Chem. A* **1999**, *103*, 4191-4195.
- Resende, S. M.; Ornellas, F. R. The reaction of SH with O_2 : A theoretical high level investigation. *Phys. Chem. Chem. Phys.* **2003**, *5*, 4617-4621, doi:10.1039/b308359d.
- Resende, S. M.; Ornellas, F. R. Thermochemistry of atmospheric sulfur compounds. *Chem. Phys. Lett.* **2003**, *367*, 489-494.
- Resende, S. M.; Ornellas, R. Does SH really react with O_3 in the ground state? *Chem. Phys. Lett.* **2001**, *349*, 123-130.
- Rettich, T. R.; Battino, R.; Wilhelm, E. Solubility of gases in liquids. 15. High-pressure determination of Henry coefficients for carbon-monoxide in liquid water at 278 K to 323 K. *Ber. Bunsenges. Phys. Chem.* **1982**, *86*, 1128-1132.
- Rettich, T. R.; Battino, R.; Wilhelm, E. Solubility of gases in liquids. 22. High-precision determination of Henry's law constants of oxygen in liquid water from $T = 274$ K to $T = 328$ K. *J. Chem. Thermo.* **2000**, *32*, 1145-1156, doi:10.1006/jcht.1999.0581.
- Rhasa, D. In *Diplomarbeit* Univ. of Gottingen FRG, **1983**.
- Ribaud, M. G. Contribution a l'étude de l'absorption de la lumière par les gaz. *Ann. Phys.* **1919**, *12*, 107-226.
- Richardson, R. J. CS- O_2 flame reaction chemistry. *J. Phys. Chem.* **1975**, *79*, 1153-1158.
- Richer, H. R.; Sodeau, J. R.; Barnes, I. *STEP-HALOCSIDE/AFEAS Workshop, Dublin, 23-25 March 1993*, 180-188.
- Rickard, A. R.; Johnson, D.; McGill, C. D.; Marston, G. OH yields in the gas-phase reactions of ozone with alkenes. *J. Phys. Chem. A* **1999**, *103*, 7656-7664.
- Riedel, T. P.; Bertram, T. H.; Ryder, O. S.; Liu, S.; Day, D. A.; Russell, L. M.; Gaston, C. J.; Prather, K. A.; Thornton, J. A. Direct N_2O_5 reactivity measurements at a polluted coastal site. *Atmos. Chem. Phys.* **2012**, *12*, 2959-2968, doi:10.5194/acp-12-2959-2012.
- Rieley, H.; Aslin, H. D.; Haq, S. Sticking of HCl on a type-II polar stratospheric cloud mimic. *J. Chem. Soc. Faraday Trans.* **1995**, *91*, 2349-2351.
- Riffault, V.; Bedjanian, Y.; Le Bras, G. Kinetic and mechanistic study of the X and XO ($X = \text{Cl}, \text{Br}$) reactions with dimethyl sulfoxide. *Phys. Chem. Chem. Phys.* **2003**, *5*, 2828-2835, doi:10.1039/b302675b.
- Riffault, V.; Bedjanian, Y.; Le Bras, G. Kinetics and mechanism of the reaction of Cl atoms with HO_2 radicals. *Int. J. Chem. Kinet.* **2001**, *33*, 317-327.
- Riffault, V.; Bedjanian, Y.; Le Bras, G. Kinetics and mechanism of the O atom reaction with dimethyl sulfoxide. *J. Phys. Chem. A* **2003**, *107*, 5404-5411, doi:10.1021/jp0226127.
- Riffault, V.; Gierczak, T.; Burkholder, J. B.; Ravishankara, A. R. Quantum yields for OH production in the photodissociation of HNO_3 at 248 and 308 nm and H_2O_2 at 308 and 320 nm. *Phys. Chem. Chem. Phys.* **2006**, *8*, 1079-1085, doi:10.1039/b513760h.
- Rigaud, P.; Leroy, B.; Le Bras, G.; Poulet, G.; Jourdain, J. L.; Combourieu, J. About the identification of some UV atmospheric absorptions: Laboratory study of ClO. *Chem. Phys. Lett.* **1977**, *46*, 161-163.
- Rinker, E. B.; Sandall, O. C. Physical solubility of hydrogen sulfide in several aqueous solvents. *Can. J. Chem. Eng.* **2000**, *78*, 232-236.
- Rischbieter, E.; Stein, H.; Schumpe, A. Ozone solubilities in water and aqueous salt solutions. *J. Chem. Eng. Data* **2000**, *45*, 338-340.
- Rissanen, M. P.; Amedro, D.; Eskola, A. J.; Kurten, T.; Timonen, R. S. Kinetic ($T = 201$ – 298 K) and equilibrium ($T = 320$ – 420 K) measurements of the $\text{C}_3\text{H}_5 + \text{O}_2 \rightleftharpoons \text{C}_3\text{H}_5\text{O}_2$ reaction. *J. Phys. Chem. A* **2012**, *116*, 3969-3978, doi:10.1021/jp209977h.
- Robbins, D. E. Photodissociation of methyl chloride and methyl bromide in the atmosphere. *Geophys. Res. Lett.* **1976**, *3*, 213-216.
- Robbins, D. E.; Stolarski, R. S. Comparison of stratospheric ozone destruction by fluorocarbons 11, 12, 21, and 22. *Geophys. Res. Lett.* **1976**, *3*, 603-606.

- Robbins, R. C.; Cadle, R. D. Kinetics of the reaction between gaseous ammonia and sulfuric acid droplets in an aerosol. *J. Phys. Chem.* **1958**, *62*, 469-471, doi:10.1021/j150562a025.
- Roberts, J. M.; Bertman, S. B. The thermal decomposition of peroxyacetic nitric anhydride (PAN) and peroxyacetic nitric anhydride (MPAN). *Int. J. Chem. Kinet.* **1992**, *24*, 297-307.
- Roberts, J. M.; Fajer, R. W. UV absorption cross sections of organic nitrates of potential atmospheric importance and estimation of atmospheric lifetimes. *Environ. Sci. Technol.* **1989**, *23*, 945-951, doi:10.1021/es00066a003.
- Roberts, J. M.; Osthoff, H. D.; Brown, S. S.; Ravishankara, A. R. N₂O₅ oxidizes chloride to Cl₂ in acidic atmospheric aerosol. *Science* **2008**, *321*, 1059-1059, doi:10.1126/science.1158777.
- Robertshaw, J. S.; Smith, I. W. M. Rate data for O + OCS → SO + CO and SO + O₃ → SO₂ + O₂ by a new time-resolved technique. *Int. J. Chem. Kinet.* **1980**, *12*, 729-739.
- Robertson, R. G.; Smith, G. P. Photolytic measurement of the O + OH rate constant at 295 K. *Chem. Phys. Lett.* **2002**, *358*, 157-162.
- Robertson, R.; Smith, G. P. Temperature dependence of O + OH at 136–377 K using ozone photolysis. *J. Phys. Chem. A* **2006**, *110*, 6673–6679, doi:10.1021/jp055863z.
- Robinson, G. N.; Dai, Q.; Freedman, A. Reaction of halomethanes on γ-alumina surfaces. II: X-ray photoelectron and temperature programmed reaction spectroscopy studies. *J. Phys. Chem.* **1997**, *101*, 4947-4953.
- Robinson, G. N.; Freedman, A.; Kolb, C. E.; Worsnop, D. R. Correction to decomposition of halomethanes on α-alumina at stratospheric temperatures. *Geophys. Res. Lett.* **1996**, *23*, 317.
- Robinson, G. N.; Freedman, A.; Kolb, C. E.; Worsnop, D. R. Decomposition of halomethanes on α-alumina at stratospheric temperatures. *Geophys. Res. Lett.* **1994**, *21*, 377-380.
- Robinson, G. N.; Worsnop, D. R.; Jayne, J. T.; Kolb, C. E.; Davidovits, P. Heterogeneous reaction kinetics of N₂O₅ and ClONO₂ on cold, concentrated sulfuric acid droplets. *J. Geophys. Res.* **1997**, *102*, 3583-3601.
- Robinson, G. N.; Worsnop, D. R.; Jayne, J. T.; Kolb, C. E.; Swartz, E.; Davidovits, P. Heterogeneous uptake of HCl by sulfuric acid solutions. *J. Geophys. Res.* **1998**, *103*, 25371-25381.
- Röckmann, T. J.; Brenninkmeijer, C. A. M.; Wollenhaupt, M.; Crowley, J. N.; Crutzen, P. J. Measurement of the isotopic fractionation of ¹⁵N¹⁴N¹⁶O, ¹⁴N¹⁵N¹⁶O and ¹⁴N¹⁴N¹⁸O in the UV photolysis of nitrous oxide. *Geophys. Res. Lett.* **2000**, *27*, 1399-1402.
- Röckmann, T. J.; Kaiser, J.; Brenninkmeijer, C. A. M.; Crowley, J. N.; Borchers, R.; Brand, W. A.; Crutzen, P. J. Isotopic enrichment of nitrous oxide (¹⁵N¹⁴NO, ¹⁴N¹⁵NO, ¹⁴N¹⁴N¹⁸O) in the stratosphere and in the laboratory. *J. Geophys. Res.* **2001**, *106*, 10403-10410.
- Rodebush, W. H.; Klingelhoefer, W. C., Jr. Atomic chlorine and its reaction with hydrogen. *J. Am. Chem. Soc.* **1933**, *55*, 130-142, doi:10.1021/ja01328a014.
- Rodgers, A. S.; Chao, J.; Wilhoit, R. C.; Zwolinski, B. J. Ideal gas thermodynamic properties of eight chloro- and fluoromethanes. *J. Phys. Chem. Ref. Data* **1974**, *3*, 117-140.
- Rodgers, A. S.; Jerus, P. Kinetics of the bromine catalyzed elimination of HCl from 1,1,1-trichloroethane. *Int. J. Chem. Kinet.* **1988**, *20*, 565-575.
- Rodriguez-Sevilla, J.; Alvarez, M.; Liminana, G.; Diaz, M. C. Dilute SO₂ absorption equilibria in aqueous HCl and NaCl solutions at 298.15 K. *J. Chem. Eng. Data* **2002**, *47*, 1339-1345.
- Rodriguez, C. F.; Williams, I. H. Ring strain energy and enthalpy of formation of oxiranone: an ab initio theoretical determination. *J. Chem. Soc.-Perkin Trans. 2* **1997**, 953-957.
- Roduner, E.; Bartels, D. M. Solvent and isotope effects on addition of atomic hydrogen to benzene in aqueous solution. *Ber. Bunsenges. Phys. Chem.* **1992**, *96*, 1037-1042.
- Roehl, C. M.; Bauer, D.; Moortgat, G. K. Absorption spectrum and kinetics of the acetylperoxy radical. *J. Phys. Chem.* **1996**, *100*, 4038-4047.
- Roehl, C. M.; Burkholder, J. B.; Moortgat, G. K.; Ravishankara, A. R.; Crutzen, P. J. Temperature dependence of UV absorption cross sections and atmospheric implications of several alkyl iodides. *J. Geophys. Res.* **1997**, *102*, 12819-12829.
- Roehl, C. M.; Marka, Z.; Fry, J. L.; Wennberg, P. O. Near-UV photolysis cross sections of CH₃OOH and HOCH₂OOH determined via action spectroscopy. *Atmos. Chem. Phys.* **2007**, *7*, 713-720.
- Roehl, C. M.; Mazely, T. L.; Friedl, R. R.; Li, Y. M.; Francisco, J. S.; Sander, S. P. NO₂ quantum yield from the 248 nm photodissociation of peroxyacetic acid (HO₂NO₂). *J. Phys. Chem. A* **2001**, *105*, 1592-1598, doi:10.1021/jp001982x.
- Roehl, C. M.; Nizkorodov, S. A.; Zhang, H.; Blake, G. A.; Wennberg, P. O. Photodissociation of peroxyacetic acid in the near-IR. *J. Phys. Chem. A* **2002**, *106*, 3766-3772, doi:10.1021/jp013536v.
- Roehl, C. M.; Orlando, J. J.; Calvert, J. G. The temperature dependence of the UV-visible absorption cross-sections of NOCl. *J. Photochem. Photobiol. A: Chem.* **1992**, *69*, 1-5.

- Roehl, C. M.; Orlando, J. J.; Tyndall, G. S.; Shetter, R. E.; Vasquez, G. J.; Cantrell, C. A.; Calvert, J. G. Temperature dependence of the quantum yields for the photolysis of NO₂ near the dissociation limit. *J. Phys. Chem.* **1994**, *98*, 7837-7843.
- Roeselová, M.; Jungwirth, P.; Tobias, D. J.; Gerber, R. B. Impact, trapping, and accommodation of hydroxyl radical and ozone at aqueous salt aerosol surfaces. A molecular dynamics study. *J. Phys. Chem. B* **2003**, *107*, 12690-12699, doi:10.1021/jp030592i.
- Roeselová, M.; Vieceli, J.; Dang, L. X.; Garrett, B. C.; Tobias, D. J. Hydroxyl radical at the air-water interface. *J. Am. Chem. Soc.* **2004**, *126*, 16308-16309, doi:10.1021/ja045552m.
- Rogaski, C. A.; Golden, D. M.; Williams, L. R. Reactive uptake and hydration experiments on amorphous carbon treated with NO₂, SO₂, O₃, HNO₃, and H₂SO₄. *Geophys. Res. Lett.* **1997**, *24*, 381-384.
- Rogers, J. D. Rate constant measurements for the reaction of the hydroxyl radical with cyclohexene, cyclopentene, and glutaraldehyde. *Environ. Sci. Technol.* **1989**, *23*, 177-181, doi:10.1021/es00179a006.
- Rogers, J. D. Ultraviolet absorption cross sections and atmospheric photodissociation rate constants of formaldehyde. *J. Phys. Chem.* **1990**, *94*, 4011-4015, doi:10.1021/j100373a025.
- Rohrschneider, L. Solvent characterization by gas-liquid partition coefficients of selected solvents. *Anal. Chem.* **1973**, *45*, 1241-1247.
- Romand, J. Absorption ultraviolette dans la région de Schumann étude de: ClH, BrH et IH gazeux. *Ann. Phys. (Paris)* **1949**, *4*, 529-590.
- Romand, J.; Mayence, J. Spectre d'absorption de l'oxyde azoteux gazeux dans la région de Schumann. *Compt. Rend. Acad. Sci. Paris* **1949**, *228*, 998-1000.
- Romand, J.; Vodar, B. Spectre d'absorption de l'acide chlorhydrique gazeux dans la région de Schumann. *Compt. Rend. Acad. Sci. Paris* **1948**, *226*, 238-240.
- Romanias, M. N.; El Zein, A.; Bedjanian, Y. Reactive uptake of HONO on aluminum oxide surface. *J. Photochem. Photobiol. A: Chem.* **2012**, *250*, 50-57, doi:10.1016/j.photochem.2012.09.018.
- Romanias, M. N.; El Zein, A.; Bedjanian, Y. Uptake of hydrogen peroxide on the surface of Al₂O₃ and Fe₂O₃. *Atmos. Environ.* **2013**, *77*, 1-8, doi:10.1016/j.atmosenv.2013.04.065.
- Romanias, M. N.; Stefanopoulos, V. G.; Papanastasiou, D. K.; Papadimitriou, V. C.; Papagiannakopoulos, P. Temperature-dependent rate coefficients and mechanism for the gas-phase reaction of chlorine atoms with acetone. *Int. J. Chem. Kinet.* **2010**, *42*, 724-734, doi:10.1002/kin.20517.
- Rontu Carlon, N.; Papanastasiou, D. K.; Fleming, E. L.; Jackman, C. H.; Newman, P. A.; Burkholder, J. B. UV absorption cross sections of nitrous oxide (N₂O) and carbon tetrachloride (CCl₄) between 210 and 350 K and the atmospheric implications. *Atmos. Chem. Phys.* **2010**, *10*, 6137-6149, doi:10.5194/acp-10-6137-2010.
- Roscoe, J. M. The reaction of O(³P) with H₂O₂. *Int. J. Chem. Kinet.* **1982**, *14*, 471-478.
- Roscoe, J. M.; Abbatt, J. P. D. Diffuse reflectance FTIR study of the interaction of alumina surfaces with ozone and water vapor. *J. Phys. Chem. A* **2005**, *109*, 9028-9034, doi:10.1021/jp050766r.
- Rossi, M. J. Heterogeneous reactions on salts. *Chem. Rev.* **2003**, *103*, 4823-4882, doi:10.1021/cr020507n.
- Rossi, M. J.; Fenter, F. F.; Tabor, K.; Caloz, F.; Gutzwiller, L. In *Heterogeneous and Liquid Phase Processes. Transport and Chemical Transformation of Pollutants in the Troposphere*; Warneck, P., Ed.; Springer-Verlag: Berlin, **1996**; pp 213-220.
- Rossi, M. J.; Malhotra, R.; Golden, D. M. Heterogeneous chemical reaction of chlorine nitrate and water on sulfuric-acid surfaces at room temperature. *Geophys. Res. Lett.* **1987**, *14*, 127-130.
- Röth, E. P.; Ruhnke, R.; Moortgat, G.; Meller, R.; Schneider, W. UV/VIS-Absorption Cross Sections and Quantum Yields for Use in Photochemistry and Atmospheric Modeling, Forschungszentrum Jülich Publication, Part 1: Inorganic Substances (jül-3340), Part 2: Organic Substances (jül-3341). **1997**.
- Roth, P.; Lohr, R.; Hermanns, H. D. Shock wave measurements on the kinetics of the reaction HCN + O. *Ber. Bunsenges. Phys. Chem.* **1980**, *84*, 835-840.
- Rouvière, A.; Ammann, M. The effect of fatty acid surfactants on the uptake of ozone to aqueous halogenide particles. *Atmos. Chem. Phys.* **2010**, *10*, 11489-11500, doi:10.5194/acp-10-11489-2010.
- Rouvière, A.; Sosedova, Y.; Ammann, M. Uptake of ozone to deliquesced KI and mixed KI/NaCl aerosol particles. *J. Phys. Chem. A* **2010**, *114*, 7085-7093, doi:10.1021/jp103257d.
- Rowland, F. S.; Makide, Y. Upper stratospheric photolysis of NaOH. *Geophys. Res. Lett.* **1982**, *9*, 473-475.
- Rowland, F. S.; Molina, M. J. Chlorofluoromethanes in the environment. *Rev. Geophys. Space Phys.* **1975**, *13*, 1-35.
- Rowland, F. S.; Rogers, P. J. Upper stratospheric photolysis of NaCl and KCl. *Proc. Natl. Acad. Sci. USA* **1982**, *79*, 2737-2739.
- Rowland, F. S.; Sato, H.; Khwaja, H.; Elliott, S. M. The hydrolysis of chlorine nitrate and its possible atmospheric significance. *J. Phys. Chem.* **1986**, *90*, 1985-1988, doi:10.1021/j100401a001.
- Rowland, F. S.; Spencer, J. E.; Molina, M. J. Stratospheric formation and photolysis of chlorine nitrate. *J. Phys. Chem.* **1976**, *80*, 2711-2713.

- Rowley, D. M.; Harwood, M. H.; Freshwater, R. A.; Jones, R. L. A novel flash photolysis/UV absorption system employing charge-coupled device (CCD) detection: A study of the BrO + BrO reaction at 298 K. *J. Phys. Chem.* **1996**, *100*, 3020-3029, doi:10.1021/jp951825b.
- Rowley, D. M.; Mössinger, J. C.; Cox, R. A.; Jones, R. L. The UV-visible absorption cross-sections and atmospheric photolysis rate of HOI. *J. Atmos. Chem.* **1999**, *34*, 137-151.
- Roxlo, C.; Mandl, A. Vacuum ultraviolet absorption cross sections for halogen containing molecules. *J. Appl. Phys.* **1980**, *51*, 2969-2972.
- Rozenshtein, V. B.; Gershenzon, Y. M.; Il'in, S. D.; Kishkovitch, O. P. Reactions of HO₂ with NO, OH and HO₂ studied by EPR/LMR spectroscopy. *Chem. Phys. Lett.* **1984**, *112*, 473-478.
- Ruan, M.; Hou, H.; Li, W.; Wang, B. Theoretical study of the adsorptive/dissociation reactions of formic acid on the α -Al₂O₃ (0001) surface. *J. Phys. Chem. C* **2014**, *118*, 20889-20898, doi:10.1021/jp504542n.
- Rubasinghege, G.; Grassian, V. H. Photochemistry of adsorbed nitrate on aluminum oxide particle surfaces. *J. Phys. Chem. A* **2009**, *113*, 7818-7825, doi:10.1021/jp902252s.
- Rubasinghege, G.; Ogden, S.; Baltrusaitis, J.; Grassian, V. H. Heterogeneous uptake and adsorption of gas-phase formic acid on oxide and clay particle surfaces: The roles of surface hydroxyl groups and adsorbed water in formic acid adsorption and the impact of formic acid adsorption on water uptake. *J. Phys. Chem. A* **2013**, *112*, 11316-11327, doi:10.1021/jp408169w.
- Rubel, G. O.; Gentry, J. W. Investigation of the reaction between single aerosol acid droplets and ammonia gas. *J. Aerosol Sci.* **1984**, *15*, 661-671.
- Rudich, Y.; Talukdar, R. K.; Fox, R. W.; Ravishankara, A. R. Rate coefficients for reactions of NO₃ with a few olefins and oxygenated olefins. *J. Phys. Chem.* **1996**, *100*, 5374-5381, doi:10.1021/jp953079g.
- Rudich, Y.; Talukdar, R. K.; Imamura, T.; Fox, R. W.; Ravishankara, A. R. Uptake of NO₃ on KI solutions: Rate coefficient for the NO₃ + I reaction and gas-phase diffusion coefficient for NO₃. *Chem. Phys. Lett.* **1996**, *261*, 467-473.
- Rudich, Y.; Talukdar, R. K.; Ravishankara, A. R.; Fox, R. W. Reactive uptake of NO₃ on pure water and ionic solutions. *J. Geophys. Res.* **1996**, *101*, 21023-21031.
- Rudolf, R.; Wagner, P. E. Experimental study of condensational particle growth in nitric acid-water vapor mixtures at nearly ambient pressures and temperatures. *J. Aerosol Sci.* **1994**, *25*, 597-598.
- Rudolph, R. N.; Inn, E. C. Y. OCS photolysis and absorption in the 200- to 300-nm region. *J. Geophys. Res.* **1981**, *86*, 9891-9894.
- Rufus, J.; Stark, G.; Smith, P. L.; Pickering, J. C.; Thorne, A. P. High-resolution photoabsorption cross section measurements of SO₂, 2: 220 to 325 nm at 295 K. *J. Geophys. Res. Planets* **2003**, *108*, 5011, doi:10.1029/2002JE001931.
- Rühl, E.; Jefferson, A.; Vaida, V. Photodissociation of OCIO: REMPI study of primary photofragments. *J. Phys. Chem.* **1990**, *94*, 2990-2994.
- Ruiz-Bevia, F.; Fernandez-Torres, M. J. Determining the Henry's law constants of THMs in seawater by means of purge-and-trap gas chromatography (PT-GC): The influence of seawater as sample matrix. *Anal. Sci.* **2010**, *26*, 723-726.
- Ruscic, B. Active thermochemical tables: Water and water dimer. *J. Phys. Chem. A* **2013**, *117*, 11940-11953, doi:10.1021/jp403197t.
- Ruscic, B.; Berkowitz, J. Photoionization mass spectrometry of CH₂S and HCS. *J. Chem. Phys.* **1993**, *98*, 2568-2579.
- Ruscic, B.; Boggs, J. E.; Burcat, A.; Csaszar, A. G.; Demaison, J.; Janoschek, R.; Martin, J. M. L.; Morton, M. L.; Rossi, M. J.; Stanton, J. F.; Szalay, P. G.; Westmoreland, P. R.; Zabel, F.; Berces, T. IUPAC critical evaluation of thermochemical properties of selected radicals. Part I. *J. Phys. Chem. Ref. Data* **2005**, *34*, 573-656, doi:10.1063/1.1724828.
- Ruscic, B.; Feller, D.; Peterson, K. Active Thermochemical Tables: dissociation energies of several homonuclear first-row diatomics and related thermochemical values. *Theor. Chem. Acc.* **2014**, *133*, 1415, doi:10.1007/s00214-013-1415-z.
- Ruscic, B.; Litorja, M. Photoionization of HOCO revisited: a new upper limit to the adiabatic ionization energy and lower limit to the enthalpy of formation. *Chem. Phys. Lett.* **2000**, *316*, 45-50.
- Ruscic, B.; Litorja, M.; Asher, R. L. Ionization energy of methylene revisited: Improved values for the enthalpy of formation of CH₂ and the bond dissociation energy of CH₃ via simultaneous solution of the local thermochemical network. *J. Phys. Chem. A* **1999**, *103*, 8625-8633.
- Ruscic, B.; Michael, J. V.; Redfern, P. C.; Curtiss, L. A.; Raghavachari, K. Simultaneous adjustment of experimentally based enthalpies of formation of CF₃X, X = nil, H, Cl, Br, I, CF₃, CN, and a probe of G3 theory. *J. Phys. Chem. A* **1998**, *102*, 10889-10899.
- Ruscic, B.; Pinzon, R. E.; Morton, M. L.; Srinivasan, N. K.; Su, M.-C.; Sutherland, J. W.; Michael, J. V. Active thermochemical tables: Accurate enthalpy of formation of hydroperoxyl radical, HO₂. *J. Phys. Chem. A* **2006**, *110*, 6592-6601, doi:10.1021/jp056311j.

- Ruscic, B.; Pinzon, R. E.; Morton, M. L.; von Laszewski, G.; Bittner, S. J.; Nijssure, S. G.; Amin, K. A.; Minkoff, M.; Wagner, A. F. Introduction to active thermochemical tables: Several "key" enthalpies of formation revisited. *J. Phys. Chem. A* **2004**, *108*, 9979-9997, doi:10.1021/jp047912y.
- Russell, A. G.; Cass, G. R.; Seinfeld, J. H. On some aspects of nighttime atmospheric chemistry. *Environ. Sci. Technol.* **1986**, *20*, 1167-1172, doi:10.1021/es00153a013.
- Russell, B. R.; Edwards, L. O.; Raymond, J. W. Vacuum ultraviolet absorption spectra of the chloromethanes. *J. Am. Chem. Soc.* **1973**, *95*, 2129-2133, doi:10.1021/ja00788a008.
- Russell, J. J.; Setula, J. A.; Gutman, D.; Danis, F.; F. Caralp; Lightfoot, P. D.; Lesclaux, R.; Melius, C. F.; Senkan, S. M. Kinetics and thermochemistry of the equilibrium $\text{CCl}_3 + \text{O}_2 \leftrightarrow \text{CCl}_3\text{O}_2$. *J. Phys. Chem.* **1990**, *94*, 3277-3283.
- Rust, F.; Stevens, C. M. Carbon kinetic isotope effect in the oxidation of methane by hydroxyl. *Int. J. Chem. Kinet.* **1980**, *12*, 371-377.
- Ruttink, P. J. A.; Burgers, P. C.; Trikoupi, M. A.; Terlouw, J. K. The heat of formation of sulfine, $\text{CH}_2=\text{S}=\text{O}$, revisited: a CBS-QB3 study. *Chem. Phys. Lett.* **2001**, *342*, 447-451.
- Ryan, K. R.; Plumb, I. C. Kinetics of the reactions of CCl_3 with O and O_2 and of CCl_3O_2 with NO at 295 K. *Int. J. Chem. Kinet.* **1984**, *16*, 591-602.
- Ryan, K. R.; Plumb, I. C. Kinetics of the reactions of CF_3 with $\text{O}(^3\text{P})$ and O_2 at 295 K. *J. Phys. Chem.* **1982**, *86*, 4678-4683, doi:10.1021/j100221a008.
- Ryder, O. S.; Ault, A. P.; Cahill, J. F.; Guasco, T. L.; Riedel, T. P.; Cuadra-Rodriguez, L. A.; Gaston, C. J.; Fitzgerald, E.; Lee, C.; Prather, K. A.; Bertram, T. H. On the role of particle inorganic mixing state in the reactive uptake of N_2O_5 to ambient aerosol particles. *Environ. Sci. Technol.* **2014**, *48*, 1618-1627, doi:10.1021/es4042622.
- Ryzhkov, A. B.; Ariya, P. A. A theoretical study of the reactions of parent and substituted Criegee intermediates with water and the water dimer. *Phys. Chem. Chem. Phys.* **2004**, *6*, 5042-5050, doi:10.1039/b408414d.
- Ryzhkov, A. B.; Ariya, P. A. The importance of water clusters $(\text{H}_2\text{O})_n$ ($n = 2, \dots, 4$) in the reaction of Criegee intermediate with water in the atmosphere. *Chem. Phys. Lett.* **2006**, *419*, 479-485, doi:10.1016/j.cplett.2005.12.016.

S

[Back to Index](#)

- Saastad, O. W.; Ellerman, T.; Nielson, C. J. On the adsorption of NO and NO_2 on cold $\text{H}_2\text{O}/\text{H}_2\text{SO}_4$ surfaces. *Geophys. Res. Lett.* **1993**, *20*, 1191-1193.
- Saathoff, H.; Naumann, K.-H.; Riemer, N.; Kamm, S.; Möhler, O.; Schurath, U.; Vogel, H.; Vogel, B. The loss of NO_2 , HNO_3 , $\text{NO}_3/\text{N}_2\text{O}_5$, and $\text{HO}_2/\text{HOONO}_2$ on soot aerosol: A chamber and modeling study. *Geophys. Res. Lett.* **2001**, *28*, 1957-1960.
- Saathoff, H.; Zellner, R. LIF detection of the CF_3O radical and kinetics of its reactions with CH_4 and C_2H_6 . *Chem. Phys. Lett.* **1993**, *206*, 349-354.
- Safary, E. Contribution a l'étude spectrale de l'acide fluorhydrique. *Ann. Phys. (Paris)* **1954**, *9*, 203-254.
- Safary, E.; Romand, J.; Vodar, B. Ultraviolet absorption spectrum of gaseous hydrogen fluoride. *J. Chem. Phys.* **1951**, *19*, 379-380.
- Saheb, V.; Alizadeh, M.; Rezaei, F.; Shahidi, S. Quantum chemical and theoretical kinetics studies on the reaction of carbonyl sulfide with H, OH, and $\text{O}(^3\text{P})$. *Comp. Theo. Chem.* **2012**, *994*, 25-33, doi:10.1016/j.comptc.2012.06.008.
- Saito, K.; Ueda, Y.; Ito, R.; Kakumoto, T.; Imamura, A. Measurements of the bimolecular rate constants for $\text{S} + \text{O}_2 \rightarrow \text{SO} + \text{O}$ and $\text{CS}_2 + \text{O}_2 \rightarrow \text{CS} + \text{SO}_2$ at high temperatures. *Int. J. Chem. Kinet.* **1986**, *18*, 871-884.
- Saiz-Lopez, A.; Plane, J. M. C.; Baker, A. R.; Carpenter, L. J.; von Glasow, R.; Gomez Martín, J. C.; McFiggans, G.; Saunders, R. W. Atmospheric chemistry of iodine. *Chem. Rev.* **2012**, *112*, 1773-1804, doi:10.1021/cr200029u.
- Saiz-Lopez, A.; Saunders, R. W.; Joseph, D. M.; Ashworth, S. H.; Plane, J. M. C. Absolute absorption cross-section and photolysis rate of I_2 . *Atmos. Chem. Phys.* **2004**, *4*, 1443-1450.
- Sakamoto, Y.; Yabushita, A.; Kawasaki, M.; Enami, S. Direct emission of I_2 molecule and IO radical from the heterogeneous reactions of gaseous ozone with aqueous potassium iodide Solution. *J. Phys. Chem. A* **2009**, *113*, 7707-7713, doi:10.1021/jp903486u.
- Salawitch, R. J.; Canty, T., Personal Communication.
- Salawitch, R. J.; Wennberg, P. O.; Toon, G. C.; Sen, B.; Blavier, J.-F. Near IR photolysis of HO_2NO_2 : Implications for HO_x . *Geophys. Res. Lett.* **2002**, *29*, 1-4, doi:10.1029/2002GL015006.
- Salgado-Muñoz, M. S.; Rossi, M. J. Heterogeneous reactions of HNO_3 with flame soot generated under different combustion conditions. Reaction mechanism and kinetics. *Phys. Chem. Chem. Phys.* **2002**, *4*, 5110-5118, doi:10.1039/b203912p.

- Salomon, D.; Kirk, A. W.; Tschuikow-Roux, E. Primary processes in the photochemical decomposition of 1,1,1-trichloroethane at 147 nm. *J. Photochem.* **1977**, *7*, 345-353.
- Salta, Z.; Kosmas, A. M.; Lesar, A. Computational investigation of the peroxy radicals $\text{CH}_3\text{S}(\text{O})_n\text{OO}$ and the peroxy nitrates $\text{CH}_3\text{S}(\text{O})_n\text{OONO}_2$ ($n = 0, 1, 2$). *Comput. Theo. Chem.* **2012**, 67-76, doi:10.1016/j.comptc.2012.10.007.
- Samson, J. A. R.; Cairns, R. B. Absorption and photoionization cross sections of O_2 and N_2 at intense solar emission lines. *J. Geophys. Res.* **1964**, *69*, 4583-4590.
- Samson, J. A. R.; Cairns, R. B. Total absorption cross sections of H_2 , N_2 , and O_2 in the region 550-220 Å. *J. Opt. Soc. Am.* **1965**, *45*, 1035-1040.
- Sandanaga, Y.; Hirokawa, J.; Akimoto, H. Formation of molecular chlorine in dark condition: Heterogeneous reaction of ozone with sea salt in the presence of ferric ion. *Geophys. Res. Lett.* **2001**, *28*, 4433-4436.
- Sander, S. P. Kinetics and mechanism of the $\text{IO} + \text{IO}$ reaction. *J. Phys. Chem.* **1986**, *90*, 2194-2199, doi:10.1021/j100401a039.
- Sander, S. P. Low-pressure study of the $\text{HO}_2 + \text{HO}_2$ reaction at 298 K. *J. Phys. Chem.* **1984**, *88*, 6018-6021, doi:10.1021/j150668a055.
- Sander, S. P. Temperature dependence of the NO_3 absorption spectrum. *J. Phys. Chem.* **1986**, *90*, 4135-4142, doi:10.1021/j100408a060.
- Sander, S. P.; Abbatt, J.; Barker, J. R.; Burkholder, J. B.; Friedl, R. R.; Golden, D. M.; Huie, R. E.; Kolb, C. E.; Kurylo, M. J.; Moortgat, G. K.; Orkin, V. L.; Wine, P. H. Chemical Kinetics and Photochemical Data for Use in Atmospheric Studies, Evaluation No. 16, Jet Propulsion Laboratory Pasadena, JPL Publication 09-24, **2009**, <http://jpldataeval.jpl.nasa.gov>.
- Sander, S. P.; Abbatt, J.; Barker, J. R.; Burkholder, J. B.; Friedl, R. R.; Golden, D. M.; Huie, R. E.; Kolb, C. E.; Kurylo, M. J.; Moortgat, G. K.; Orkin, V. L.; Wine, P. H. Chemical Kinetics and Photochemical Data for Use in Atmospheric Studies, Evaluation No. 17, Jet Propulsion Laboratory Pasadena, JPL Publication 10-6, **2011**, <http://jpldataeval.jpl.nasa.gov>.
- Sander, S. P.; Finlayson-Pitts, B. J.; Friedl, R. R.; Golden, D. M.; Huie, R. E.; Keller-Rudek, H.; Kolb, C. E.; Kurylo, M. J.; Molina, M. J.; Moortgat, G. K.; Orkin, V. L.; Ravishankara, A. R.; Wine, P. H. Chemical Kinetics and Photochemical Data for Use in Atmospheric Studies, Evaluation Number 15, Jet Propulsion Laboratory Pasadena, JPL Publication 06-2, **2006**, <http://jpldataeval.jpl.nasa.gov>.
- Sander, S. P.; Finlayson-Pitts, B. J.; Friedl, R. R.; Golden, D. M.; Huie, R. E.; Kolb, C. E.; Kurylo, M. J.; Molina, M. J.; Moortgat, G. K.; Orkin, V. L.; Ravishankara, A. R. Chemical Kinetics and Photochemical Data for Use in Atmospheric Studies, Evaluation Number 14, Jet Propulsion Laboratory Pasadena, JPL Publication 02-25, **2002**, <http://jpldataeval.jpl.nasa.gov>.
- Sander, S. P.; Friedl, R. P.; Yung, Y. L. Role of the ClO dimer in polar stratospheric chemistry; rate of formation and implications for ozone loss. *Science* **1989**, *245*, 1095-1098.
- Sander, S. P.; Friedl, R. R. Kinetics and product studies of the reaction $\text{ClO} + \text{BrO}$ using flash photolysis-ultraviolet absorption. *J. Phys. Chem.* **1989**, *93*, 4764-4771.
- Sander, S. P.; Friedl, R. R.; DeMore, W. B.; Golden, D. M.; Kurylo, M. J.; Hampson, R. F.; Huie, R. E.; Moortgat, G. K.; Ravishankara, A. R.; Kolb, C. E.; Molina, M. J. Chemical Kinetics and Photochemical Data for Use in Stratospheric Modeling, Evaluation Number 13, Jet Propulsion Laboratory, California Institute of Technology Pasadena, CA, JPL Publication 00-3, **2000**, <http://jpldataeval.jpl.nasa.gov>.
- Sander, S. P.; Kircher, C. C. Temperature dependence of the reaction $\text{NO} + \text{NO}_3 \rightarrow 2\text{NO}_2$. *Chem. Phys. Lett.* **1986**, *126*, 149-152.
- Sander, S. P.; Peterson, M. Kinetics of the reaction $\text{HO}_2 + \text{NO}_2 + \text{M} \rightarrow \text{HO}_2\text{NO}_2 + \text{M}$. *J. Phys. Chem.* **1984**, *88*, 1566-1571, doi:10.1021/j150652a025.
- Sander, S. P.; Peterson, M.; Watson, R. T.; Patrick, R. Kinetics studies of the $\text{HO}_2 + \text{HO}_2$ and $\text{DO}_2 + \text{DO}_2$ reactions at 298 K. *J. Phys. Chem.* **1982**, *86*, 1236-1240, doi:10.1021/j100397a002.
- Sander, S. P.; Ray, G. W.; Watson, R. T. Kinetics study of the pressure dependence of the $\text{BrO} + \text{NO}_2$ reaction at 298 K. *J. Phys. Chem.* **1981**, *85*, 199-210, doi:10.1021/j150602a018.
- Sander, S. P.; Watson, R. T. A kinetics study of the reaction of SO_2 with CH_3O_2 . *Chem. Phys. Lett.* **1981**, *77*, 473-475.
- Sander, S. P.; Watson, R. T. Kinetic studies of the reactions of CH_3O_2 with NO , NO_2 , and CH_3O_2 at 298 K. *J. Phys. Chem.* **1980**, *84*, 1664-1674, doi:10.1021/j100450a002.
- Sander, S. P.; Watson, R. T. Kinetics and mechanism of the disproportionation of BrO radicals. *J. Phys. Chem.* **1981**, *85*, 4000-4007, doi:10.1021/j150626a010.
- Sander, S. P.; Watson, R. T. Temperature dependence of the self-reaction of CH_3O_2 radicals. *J. Phys. Chem.* **1981**, *85*, 2960-2964, doi:10.1021/j150620a023.
- Sanders, N. D.; Butler, J. E.; McDonald, J. R. Product branching ratios in the reaction of $\text{O}(^1\text{D}_2)$ with NH_3 . *J. Chem. Phys.* **1980**, *73*, 5381-5383, doi:10.1063/1.439927.

- Sanders, N. D.; Butler, J. E.; Pasternack, L. R.; McDonald, J. R. CH₃O (X²E) production from 266 nm photolysis of methyl nitrite and reaction with NO. *Chem. Phys.* **1980**, *48*, 203-208.
- Sandorfy, C. U.V. absorption of fluorocabons. *Atmos. Environ.* **1976**, *10*, 343-351.
- Sanhueza, E.; Heicklen, J. Chlorine-atom sensitized oxidation of dichloromethane and chloromethane. *J. Phys. Chem.* **1975**, *79*, 7-11.
- Sanhueza, E.; Simonaitis, R.; Heicklen, J. The reaction of CH₃O₂ with SO₂. *Int. J. Chem. Kinet.* **1979**, *11*, 907-914.
- Santee, M. L.; Sander, S. P.; Livesey, N. J.; Froidevaux, L. Constraining the chlorine monoxide (ClO)/chlorine peroxide (ClOOCl) equilibrium constant from Aura microwave limb sounder measurements of nighttime ClO. *Proc. Natl. Acad. Sci. USA* **2010**, *107*, 6588-6593, doi:10.1073/pnas.0912659107.
- Santschi, C.; Rossi, M. J. The heterogeneous interaction of Br₂, Cl₂ and Cl₂O with solid KBr and NaCl substrates: The role of adsorbed H₂O and halogens. *Phys. Chem. Chem. Phys.* **2004**, *6*, 3447-3460, doi:10.1039/b404415k.
- Saraf, S. R.; Rogers, W. J.; Mannan, M. S.; Hall, M. B.; Thomson, L. M. Theoretical thermochemistry: Ab initio heat of formation for hydroxylamine. *J. Phys. Chem. A* **2003**, *107*, 1077-1081, doi:10.1021/jp026027h.
- Sarkisov, O. M.; Cheskis, S. G.; Sviridenkov, E. A. Study of NH₂ + NO reaction employing intracavity laser spectroscopy. *Bull. Acad. Sci. USSR Chem.* **1978**, *Ser. 27*, 2336-2338.
- Sarzyński, D.; Gola, A. A.; Dryś, A.; Jodkowski, J. T. Kinetic study of the reaction of chlorine atoms with chloromethane in the gas phase. *Chem. Phys. Lett.* **2009**, *476*, 138-142, doi:10/1016/j.cplett.2009.04.086.
- Sarzynski, D.; Sztuba, S. Gas-phase reactions of Cl atoms with propane, n-butane, and isobutane. *Int. J. Chem. Kinet.* **2002**, *34*, 651-658, doi:10.1002/kin.10096.
- Satyapal, S.; Park, J.; Bersohn, R.; Katz, B. Dissociation of methanol and ethanol activated by a chemical reaction or by light. *J. Chem. Phys.* **1989**, *91*, 6873-6879, doi:10.1063/1.457356.
- Sauer, C. G.; Barnes, I.; Becker, K. H. FT-IR kinetic and product study of the Br-radical initiated oxidation of α, β-unsaturated organic carbonyl compounds. *Atmos. Environ.* **1999**, *33*, 2969-2979, doi:10.1016/S1352-2310(99)00085-0.
- Sauer, F.; Portmann, R. W.; Ravishankara, A. R.; Burkholder, J. B. Temperature dependence of the Cl atom reaction with deuterated methanes. *J. Phys. Chem. A* **2015**, *119*, 4396-4407, doi:10.1021/jp508721h.
- Saueressig, G.; Bergamaschi, P.; Crowley, J. N.; Fischer, H.; Harris, G. W. D/H kinetic isotope effect in the reaction CH₄ + Cl. *Geophys. Res. Lett.* **1996**, *23*, 3619-3622.
- Saul, T. D.; Tolocka, M. P.; Johnston, M. V. Reactive uptake of nitric acid onto sodium chloride aerosols across a wide range of relative humidities. *J. Phys. Chem. A* **2006**, *110*, 7614-7620, doi:10.1021/jp060639a.
- Saunders, S. M.; Hughes, K. J.; Pilling, M. J.; Baulch, D. L.; Smurthwaite, P. I. "Reactions of hydroxyl radicals with selected hydrocarbons of importance in atmospheric chemistry"; *Optical Methods in Atmospheric Chemistry*, **1992**, Berlin.
- Sauvageau, P.; Doucet, J.; Gilbert, R.; Sandorfy, C. Vacuum ultraviolet and photoelectron spectra of fluoroethanes. *J. Chem. Phys.* **1974**, *61*, 391-395.
- Sauvageau, P.; Gilbert, R.; Berlow, P. P.; Sandorfy, C. Vacuum ultraviolet absorption spectra of fluoromethanes. *J. Chem. Phys.* **1973**, *59*, 762-765.
- Savarino, J.; Thiemens, M. Mass-independent oxygen isotope (¹⁶O, ¹⁷O, ¹⁸O) fractionation found in H_x, O_x reactions. *J. Phys. Chem. A* **1999**, *103*, 9221-9229.
- Sawerysyn, J. P.; Talhaoui, A.; Meriaux, B.; Devolder, P. Absolute rate constants for elementary reactions between chlorine atoms and CHF₂Cl, CH₃CFCl₂, CH₃CF₂Cl and CH₂FCF₃ at 297 ± 2 K. *Chem. Phys. Lett.* **1992**, *198*, 197-199.
- Sawerysyn, J.-P.; Lafage, C.; Meriaux, B.; Tighezza, A. Cinétique de la réaction des atomes de chlore avec le méthane à 294 ± 1K: Une nouvelle étude par la technique du réacteur à écoulement rapide et à décharge couplée à un spectromètre de masse. *J. Chim. Phys.* **1987**, *84*, 1187-1193.
- Saxon, R. P.; Slinger, T. G. Molecular oxygen absorption continua at 195-300 nm and O₂ radiative lifetimes. *J. Geophys. Res.* **1986**, *91*, 9877-9879.
- Sayin, H.; McKee, M. L. Theoretical study of the mechanism of NO₂ production from NO + ClO. *J. Phys. Chem. A* **2005**, *109*, 4736-4743, doi:10.1021/jp050695w.
- Schander, J.; Russell, B. R. Vacuum ultraviolet spectra of bromoethylene and dibromoethylenes. *J. Am. Chem. Soc.* **1976**, *98*, 6900-6904, doi:10.1021/ja00438a024.
- Scharlin, P.; Battino, R. Solubility of CCl₂F₂, CClF₃, CF₄, and CH₄ in water and seawater at 288.15-303.15 K and 101.325 kPa. *J. Chem. Eng. Data* **1995**, *40*, 167-169.
- Scheer, V.; Frenzel, A.; Behnke, W.; Zetsch, C.; Magi, L.; George, C.; Mirabel, P. Uptake of nitrosyl chloride (NOCl) by aqueous solutions. *J. Phys. Chem. A* **1997**, *101*, 9359-9366.
- Scheffler, D.; Grothe, H.; Willner, H.; Frenzel, A.; Zetzsch, C. Properties of pure nitryl bromide. Thermal behavior, UV/vis and FTIR spectra, and photoisomerization to *trans*-BrONO in an argon matrix. *Inorg. Chem.* **1997**, *36*, 335-338.

- Schieferstein, M.; Kohse-Höinghaus, K.; Stuhl, F. Temperature dependence of the rate constants of the reaction $O + NO + M \rightarrow NO_2 + M$ ($M = He, NO, N_2, CH_4$). *Ber. Bunsenges. Phys. Chem.* **1983**, *87*, 361-366.
- Schiffman, A.; Nelson, D. D., Jr.; Nesbitt, D. J. Quantum yields for OH production from 193 and 248 nm photolysis of HNO_3 and H_2O_2 . *J. Chem. Phys.* **1993**, *98*, 6935-6946.
- Schiffman, A.; Nelson, D. D.; Robinson, M. S.; Nesbitt, D. J. High-resolution infrared flash kinetic spectroscopy of OH radicals. *J. Phys. Chem.* **1991**, *95*, 2629-2636.
- Schindler, R. N.; Benter, T. Correction. *Ber. Bunsenges. Phys. Chem.* **1988**, *92*, 558.
- Schindler, R. N.; Dethlefs, J.; Schmidt, M. Some results on the mechanism of the reaction between $O(^3P)$ atoms and HOCl. An experimental and ab initio model study. *Ber. Bunsenges. Phys. Chem.* **1996**, *100*, 1242-1249.
- Schindler, R. N.; Liesner, M.; Schmidt, S.; Kirchner, U.; Benter, T. Identification of nascent products formed in the laser photolysis of CH_3OCl and HOCl at 308 nm and around 235 nm. Total Cl-atom quantum yields and the state and velocity distributions of $Cl(^2P_j)$. *J. Photochem. Photobiol. A: Chem.* **1997**, *107*, 9-19.
- Schinke, R.; Grebenshchikov, S. Y.; Ivanov, M. V.; Fleurat-Lessard, P. Dynamical studies of the ozone isotope effect: A status report. *Ann. Rev. Phys. Chem.* **2006**, *57*, 625-661, doi:10.1146/annurev.physchem.57.032905.104542.
- Schlyer, D. F.; Wolf, A. P.; Gaspar, P. P. Rate constants for the reactions of atomic chlorine with group 4 and group 5 hydrides. *J. Phys. Chem.* **1978**, *82*, 2633-2637, doi:10.1021/j100514a001.
- Schmidt, C.; Schiff, H. I. Reactions of $O_2(^1\Delta_g)$ with atomic nitrogen and hydrogen. *Chem. Phys. Lett.* **1973**, *23*, 339-342.
- Schmidt, S.; Benter, T.; Schindler, R. N. Photodissociation dynamics of ClO radicals in the range ($237 \leq \lambda \leq 270$) nm and at 205 nm and the velocity distribution of $O(^1D)$ atoms. *Chem. Phys. Lett.* **1998**, *282*, 292-298.
- Schmidt, U. The solubility of carbon monoxide and hydrogen in water and sea-water at partial pressures of about 10^{-5} atmospheres. *Tellus* **1979**, *31*, 68-74.
- Schmidt, V.; Zhu, G. Y.; Becker, K. H.; Fink, E. H. Study of OH reactions at high-pressures by excimer laser photolysis- dye laser fluorescence. *Ber. Bunsenges. Phys. Chem.* **1985**, *89*, 321-322.
- Schmitt, G.; Comes, F. J. Competitive photodecomposition reactions of chloroiodomethane. *J. Photochem. Photobiol. A: Chem.* **1987**, *41*, 13-30.
- Schmitt, G.; Comes, F. J. Photolysis of CH_2I_2 and $1,1-C_2H_4I_2$ at 300 nm. *J. Photochem.* **1980**, *14*, 107-123.
- Schmoltner, A. M.; Talukdar, R. K.; Warren, R. F.; Mellouki, A.; Goldfarb, L.; Gierczak, T.; McKeen, S. A.; Ravishankara, A. R. Rate coefficients for reactions of several hydrofluorocarbons with OH and $O(^1D)$ and their atmospheric lifetimes. *J. Phys. Chem.* **1993**, *97*, 8976-8982.
- Schmoltner, A.-M.; Chu, P. M.; Brudzynski, R. J.; Lee, Y. T. Crossed molecular beam study of the reaction $O(^3P) + C_2H_4$. *J. Chem. Phys.* **1989**, *91*, 6926-6936.
- Schneider, W. F.; Nance, B. I.; Wallington, T. J. Bond strengths in halogenated methanes: Evidence for negative hyperconjugation. *J. Am. Chem. Soc.* **1995**, *117*, 478-485, doi:10.1021/ja00106a055.
- Schneider, W. F.; Wallington, T. J. Thermochemistry of COF_2 and related compounds. *J. Phys. Chem.* **1994**, *98*, 7448-7451, doi:10.1021/j100082a009.
- Schneider, W. F.; Wallington, T. J.; Minschwaner, K.; Stahlberg, E. A. Atmospheric chemistry of CF_3OH : Is photolysis important? *Environ. Sci. Technol.* **1995**, *29*, 247-250.
- Schneider, W.; Moortgat, G. K.; Burrows, J. P.; Tyndall, G. Absorption cross-sections of NO_2 in the UV and visible region (200-700 nm) at 298 K. *J. Photochem. Photobiol. A: Chem.* **1987**, *40*, 195-217.
- Schonle, G.; Rahman, M. M.; Schindler, R. N. Kinetics of the reaction of atomic fluorine with H_2S and elementary reactions of the HS radical. *Ber. Bunsenges. Phys. Chem.* **1987**, *91*, 66-75.
- Schott, G.; Davidson, N. Shock waves in chemical kinetics: The decomposition of N_2O_5 at high temperatures. *J. Am. Chem. Soc.* **1958**, *80*, 1841-1853.
- Schroeder, W. H.; Urone, P. Formation of nitrosyl chloride from salt particles in air. *Environ. Sci. Technol.* **1974**, *8*, 756-758.
- Schuhfried, E.; Biasioli, F.; Aprea, E.; Cappellin, L.; Soukoulis, C.; Ferrigno, A.; Märk, T. D.; Gasperi, F. PTR-MS measurements and analysis of models for the calculation of Henry's law constants of monosulfides and disulfides. *Chemosphere* **2011**, *83*, 311-317, doi:10.1016/j.chemosphere.2010.12.051.
- Schumb, W. C.; Satterfield, C. N.; Wentworth, R. L. Hydrogen Peroxide; Reinhold Publishing Corporation: New York, **1955**; pp 287-291.
- Schumpe, A. The estimation of gas solubilities in salt-solutions. *Chem. Engineer. Sci.* **1993**, *48*, 153-158.
- Schurath, U.; Bongartz, A.; Kames, J.; Wunderlich, C.; Carstens, T. In *Heterogeneous and Liquid Phase Processes. Transport and Chemical Transformation of Pollutants in the Troposphere*; Warneck, P., Ed.; Springer-Verlag: Berlin, **1996**; Vol. 2; pp 182-189.
- Schurath, U.; Goede, H.-J. Temperature Dependence of the Reactions $SO + O_3$ (1) and $SO + O_2$ (2). *Physico-Chemical Behaviour of Atmospheric Pollutants, Proc. 3rd European Symposium, Varese, Italy* **1984**, 227 - 239.

- Schurath, U.; Lippmann, H. H.; Jesser, B. Temperature dependence of the chemiluminescent reaction (1), $\text{NO} + \text{O}_3 \rightarrow \text{NO}_2(^2\text{A}_1-^2\text{B}_{1,2}) + \text{O}_2$, and quenching of the excited product. *Ber. Bunsenges. Phys. Chem.* **1981**, *85*, 807-813.
- Schurath, U.; Wipprecht, V. 1st European Symposium on Physico-Chemical Behavior of Atmospheric Pollutants, **1979**, Ispra.
- Schürgers, M.; Welge, K. H. Absorptionskoeffizient von H_2O_2 und N_2H_4 zwischen 1200 und 2000 Å. *Z. Naturforsch.* **1968**, *23a*, 1508-1510.
- Schütze, M.; Herrmann, H. Determination of phase transfer parameters for the uptake of HNO_3 , N_2O_5 and O_3 on single aqueous drops. *Phys. Chem. Chem. Phys.* **2002**, *4*, 60-67, doi:10.1039/b106078n.
- Schütze, M.; Herrmann, H. Uptake of acetone, 2-butanone, 2,3-butanedione and 2-oxopropanal on a water surface. *Phys. Chem. Chem. Phys.* **2004**, *6*, 965-971, doi:10.1039/b313474a.
- Schütze, M.; Herrmann, H. Uptake of the NO_3 radical on aqueous surfaces. *J. Atmos. Chem.* **2005**, *52*, 1-18, doi:10.1007/s10874-005-6153-8.
- Schwab, J. J.; Brune, W. H.; Anderson, J. G. Kinetics and mechanism of the $\text{OH} + \text{HO}_2$ reaction. *J. Phys. Chem.* **1989**, *93*, 1030-1035, doi:10.1021/j100340a005.
- Schwab, J. J.; Toohey, D. W.; Brune, W. H.; Anderson, J. G. Reaction kinetics of $\text{O} + \text{ClO} \rightarrow \text{Cl} + \text{O}_2$ between 252-347 K. *J. Geophys. Res.* **1984**, *89*, 9581-9587.
- Schwartz, M.; Marshall, P. An ab initio investigation of halocarbenes. *J. Phys. Chem. A* **1999**, *103*, 7900-7906.
- Schwartz, M.; Peebles, L. R.; Berry, R. J.; Marshall, P. A computational study of chlorofluoro-methyl radicals *J. Chem. Phys.* **2003**, *118*, 557-564, doi:10.1063/1.1524157.
- Schwartz, S. E. Gas- and aqueous phase chemistry of HO_2 in liquid water clouds. *J. Geophys. Res.* **1984**, *89*, 11589-11598.
- Schwartz, S. E. Henry's law and sheep's tails. *Atmos. Environ.* **1988**, *22*, 2331-2332.
- Schwartz, S. E.; White, W. H. In *Trace Atmospheric Species. Properties, Transformations and Fates*; Schwartz, S. E., Ed.; John Wiley & Sons: New York, **1983**; Vol. 12; pp 1-116.
- Schwarz, H. A.; Dodson, R. W. Equilibrium between hydroxyl radicals and thallium(II) and the oxidation potential of $\text{OH}(\text{aq})$. *J. Phys. Chem.* **1984**, *88*, 3643-3647, doi:10.1021/j150660a053.
- Schweitzer, F.; Magi, L.; Mirabel, P.; George, C. Uptake rate measurements of methanesulfonic acid and glyoxal by aqueous droplets. *J. Phys. Chem. A* **1998**, *102*, 593-600.
- Schweitzer, F.; Mirabel, P.; George, C. Heterogeneous chemistry of nitril halides in relation to tropospheric halogen activation. *J. Atmos. Chem.* **1999**, *34*, 101-117.
- Schweitzer, F.; Mirabel, P.; George, C. Multiphase chemistry of N_2O_5 , ClNO_2 and BrNO_2 . *J. Phys. Chem. A* **1998**, *102*, 3942-3952.
- Schweitzer, F.; Mirabel, P.; George, C. Uptake of hydrogen halides by water droplets. *J. Phys. Chem. A* **2000**, *104*, 72-76, doi:10.1021/jp992621o.
- Scollard, D. J.; Treacy, J. J.; Sidebottom, H. W.; Balestra-Garcia, C.; Laverdet, G.; LeBras, G.; MacLeod, H.; Téton, S. Rate constants for the reactions of hydroxyl radicals and chlorine atoms with halogenated aldehydes. *J. Phys. Chem.* **1993**, *97*, 4683-4688, doi:10.1021/j100120a021.
- Scribano, Y.; Goldman, N.; Saykally, R. J.; Leforestier, C. Water dimers in the atmosphere III: Equilibrium constant from a flexible potential. *J. Phys. Chem. A* **2006**, *110*, 5411-5419, doi:10.1021/jp056759k.
- Sebbar, N.; Bozzelli, J. W.; Bockhorn, H. Enthalpy of formation and bond energies on unsaturated oxygenated hydrocarbons using G3MP2B3 calculation methods. *Int. J. Chem. Kinet.* **2005**, *37*, 633-648, doi:10.1002/kin.20086.
- Sebbar, N.; Bozzelli, J. W.; Bockhorn, H. Thermochemical properties, rotation barriers, bond energies, and group additivity for vinyl, phenyl, ethynyl, and allyl peroxides *J. Phys. Chem. A* **2004**, *2004*, 8353-8366, doi:10.1021/jp031067m.
- Secombe, D. P.; Chim, R. Y. L.; Tuckett, R. P.; Jochims, H. W.; Baumgärtel, H. Vacuum-ultraviolet absorption and fluorescence spectroscopy of CF_2H_2 , CF_2Cl_2 , and CF_2Br_2 in the range 8–22 eV. *J. Chem. Phys.* **2001**, *114*, 4058-4073, doi:10.1063/1.1344888.
- Secombe, D. P.; Tuckett, R. P.; Baumgärtel, H.; Jochims, H. W. Vacuum-UV fluorescence spectroscopy of CCl_3F , CCl_3H and CCl_3Br in the range 8–30 eV. *Phys. Chem. Chem. Phys.* **1999**, *1*, 773-782.
- Sedlacek, A. J.; Harding, D. R.; Weston Jr., R. E.; Kreutz, T. G.; Flynn, G. W. Probing the $\text{O}(^1\text{D}) + \text{CO}_2$ reaction with second-derivative modulated diode laser spectroscopy. *J. Chem. Phys.* **1989**, *91*, 7550-7556.
- Seefeld, S.; Kinnison, D. J.; Kerr, J. A. Relative rate study of the reactions of acetylperoxy radicals with NO and NO_2 : Peroxyacetyl nitrate formation under laboratory conditions related to the troposphere. *J. Phys. Chem. A* **1997**, *101*, 55-59.
- Seeley, J. V.; Jayne, J. T.; Molina, M. J. High pressure fast-flow technique for gas phase kinetics studies. *Int. J. Chem. Kinet.* **1993**, *25*, 571-594.
- Seeley, J. V.; Jayne, J. T.; Molina, M. J. Kinetic studies of chlorine atom reactions using the turbulent flow tube technique. *J. Phys. Chem.* **1996**, *100*, 4019-4025.

- Seeley, J. V.; Meads, R. F.; Elrod, M. J.; Molina, M. J. Temperature and pressure dependence of the rate constant for the HO₂ + NO reaction. *J. Phys. Chem.* **1996**, *100*, 4026-4031.
- Seery, D. J.; Britton, D. The continuous absorption spectra of chlorine, bromine, bromine chloride, iodine chloride, and iodine bromide. *J. Phys. Chem.* **1964**, *68*, 2263-2266, doi:10.1021/j100790a039.
- Seetula, J. A. *Ab initio* study of the transition states for determining the enthalpies of formation of alkyl and halogenated alkyl free radicals. *Phys. Chem. Chem. Phys.* **2000**, *2*, 3807-3812, doi:10.1039/b001350l.
- Seetula, J. A. Kinetics and thermochemistry of the C₃H₅ + HBr ⇌ C₃H₆ + Br equilibrium. *Phys. Chem. Chem. Phys.* **1999**, *1*, 4727-4731.
- Seetula, J. A. Kinetics and thermochemistry of the R + HBr ⇌ RH + Br (R = CH₂Cl, CHCl₂, CH₃CHCl or CH₃CCl₂) equilibrium. *J. Chem. Soc. Faraday Trans.* **1996**, *92*, 3069-3078.
- Seetula, J. A. Kinetics and thermochemistry of the R + HBr ⇌ RH + Br (R = C₂H₅ or β-C₂H₄Cl) equilibrium. *J. Chem. Soc. Faraday Trans.* **1998**, *94*, 891-898.
- Seetula, J. A. Kinetics of the R + HBr → RH + Br (R = CH₂I or CH₃) reaction. An *ab initio* study of the enthalpy of formation of the CH₂I, CHI₂ and Cl₃ radicals. *Phys. Chem. Chem. Phys.* **2002**, *4*, 455-460, doi:10.1039/b107407p.
- Seetula, J. A. Kinetics of the R + HBr ⇌ RH + Br (R = CH₂Br, CHBrCl or CCl₃) equilibrium. Thermochemistry of the CH₂Br and CHBrCl radicals. *Phys. Chem. Chem. Phys.* **2003**, *5*, 849-855, doi:10.1039/b210787m.
- Seetula, J. A.; Slagel, I. R. Kinetics and thermochemistry of the R + HBr ⇌ RH + Br (R = n-C₃H₇, iso-C₃H₇, iso-C₄H₉, sec-C₄H₉, or tert-C₄H₉) equilibrium. *J. Chem. Soc. Faraday Trans.* **1997**, *93*, 1709-1719.
- Sehested, J.; Christensen, L. K.; Mogelberg, T.; Nielsen, O. J.; Wallington, T. J.; Guschin, A.; Orlando, J. J.; Tyndall, G. S. Absolute and relative rate constants for the reactions CH₃C(O)O₂ + NO and CH₃C(O)O₂ + NO₂ and thermal stability of CH₃C(O)O₂NO₂. *J. Phys. Chem. A* **1998**, *102*, 1779-1789.
- Sehested, J.; Christensen, L. K.; Nielsen, O. J.; Bilde, M.; Wallington, T. J.; Schneider, W. F.; Orlando, J. J.; Tyndall, G. S. Atmospheric chemistry of acetone: Kinetic study of the CH₃C(O)CH₂O₂ + NO/NO₂ reactions and decomposition of CH₃C(O)CH₂O₂NO₂. *Int. J. Chem. Kinet.* **1998**, *30*, 475-489.
- Sehested, J.; Ellermann, T.; Nielsen, O. J.; Wallington, T. J.; Hurley, M. D. UV absorption spectrum, and kinetics and mechanism of the self reaction of CF₃CF₂O₂ radicals in the gas phase at 295 K. *Int. J. Chem. Kinet.* **1993**, *25*, 701-717.
- Sehested, J.; Nielsen, O. J. Absolute rate constants for the reaction of CF₃O₂ and CF₃O radicals with NO at 295 K. *Chem. Phys. Lett.* **1993**, *206*, 369-375.
- Sehested, J.; Nielsen, O. J.; Wallington, T. J. Absolute rate constants for the reaction of NO with a series of peroxy radicals in the gas phase at 295 K. *Chem. Phys. Lett.* **1993**, *213*, 457-464.
- Sehested, J.; Sehested, K.; Nielsen, O. J.; Wallington, T. J. Atmospheric chemistry of FO₂ radicals: Reaction with CH₄, O₃, NO, NO₂, and CO at 295 K. *J. Phys. Chem.* **1994**, *98*, 6731-6739, doi:10.1021/j100078a014.
- Seisel, S.; Börensens, C.; Vogt, R.; Zellner, R. The heterogeneous reaction of HNO₃ on mineral dust and γ-alumina surfaces: a combined Knudsen cell and DRIFTS study. *Phys. Chem. Chem. Phys.* **2004**, *6*, 5498-5508, doi:10.1039/b410793d.
- Seisel, S.; Caloz, F.; Fenter, F. F.; vandenBergh, H.; Rossi, M. J. The heterogeneous reaction of NO₃ with NaCl and KBr: A nonphotolytic source of halogen atoms. *Geophys. Res. Lett.* **1997**, *24*, 2757-2760.
- Seisel, S.; Fluckiger, B.; Caloz, F.; Rossi, M. J. Heterogeneous reactivity of the nitrate radical: Reactions on halogen salt at ambient temperature and on ice in the presence of HX (X = Cl, Br, I) at 190 K. *Phys. Chem. Chem. Phys.* **1999**, *1*, 2257-2266.
- Seisel, S.; Fluckiger, B.; Rossi, M. J. The heterogeneous reaction of N₂O₅ with HBr on ice: Comparison with N₂O₅ + HCl. *Ber. Bunsenges. Phys. Chem.* **1998**, *102*, 811-820.
- Seisel, S.; Keil, T.; Lian, Y.; Zellner, R. Kinetics of the uptake of SO₂ on mineral oxides: Improved initial uptake coefficients at 298 K from pulsed Knudsen cell experiments. *Int. J. Chem. Kinet.* **2006**, *38*, 242-249, doi:10.1002/kin.20148.
- Seisel, S.; Rossi, M. J. The heterogeneous reaction of HONO and HBr on ice and on sulfuric acid. *Ber. Bunsenges. Phys. Chem.* **1997**, *101*, 943-955.
- Seki, K.; Okabe, H. Photodissociation of methylacetylene at 193 nm. *J. Phys. Chem.* **1992**, *96*, 3345-3349, doi:10.1021/j100187a031.
- Self, D. E.; Plane, J. M. C. Absolute photolysis cross-sections for NaHCO₃, NaOH, NaO, NaO₂ and NaO₃: implications for sodium chemistry in the upper mesosphere. *Phys. Chem. Chem. Phys.* **2002**, *4*, 16-23, doi:10.1039/b107078a.
- Sellekvåg, S. R.; Georgievskii, Y.; Miller, J. A. The temperature and pressure dependence of the reactions H + O₂ (+M) → HO₂ (+M) and H + OH (+M) → H₂O (+M). *J. Phys. Chem. A* **2008**, *112*, 5085-5095, doi:10.1021/jp711800z.
- Sellekvåg, S. R.; Georgievskii, Y.; Miller, J. A. Kinetics of the gas-phase recombination reaction of hydroxyl radicals to form hydrogen peroxide. *J. Phys. Chem. A* **2009**, *113*, 4457-4467, doi:10.1021/jp8110524.

- Sellekvåg, S. R.; Kelly, T.; Sidebottom, H.; Nielsen, C. J. A study of the IR and UV-Vis absorption cross sections, photolysis and OH-initiated oxidation of CF₃CHO and CF₃CH₂CHO. *Phys. Chem. Chem. Phys.* **2004**, *6*, 1243-1252, doi:10.1039/b315941h.
- Sellekvåg, S. R.; Nielsen, C. J.; Søvde, O. A.; Myhre, G.; Sundet, J. K.; Stordal, F.; Isaksen, I. S. A. Atmospheric gas-phase degradation and global warming potentials of 2-fluoroethanol, 2,2-difluoroethanol, and 2,2,2-trifluoroethanol. *Atmos. Environ.* **2004**, *38*, 6725-6735, doi:10.1016/j.atmosenv.2004.09.023.
- Selwyn, G. S.; Johnston, H. S. Ultraviolet absorption spectrum of nitrous oxide as function of temperature and isotopic substitution. *J. Chem. Phys.* **1981**, *74*, 3791-3803.
- Selwyn, G.; Podolske, J.; Johnston, H. S. Nitrous oxide ultraviolet absorption spectrum at stratospheric temperatures. *Geophys. Res. Lett.* **1977**, *4*, 427-430.
- Selzer, E. A.; Bayes, K. D. Pressure dependence of the rate of reaction of methyl radicals with O₂. *J. Phys. Chem.* **1983**, *87*, 392-394, doi:10.1021/j100226a007.
- Semmes, D. H.; Ravishankara, A. R.; Gump-Perkins, C. A.; Wine, P. H. Kinetics of the reactions of hydroxyl radical with aliphatic aldehydes. *Int. J. Chem. Kinet.* **1985**, *17*, 303-313.
- Senapati, D.; Das, P. K. Cl*(²P_{1/2}) production dynamics from chloriodomethane (CH₂ICl) in the ultraviolet. *Chem. Phys. Lett.* **2004**, *393*, 535-538, doi:10.1016/j.cplett.2004.06.095.
- Senapati, D.; Kavita, K.; Das, P. K. Photodissociation dynamics of CH₂ICl at 222, 236, 266, 280, and ~304 nm. *J. Phys. Chem. A* **2002**, *106*, 8479-8482, doi:10.1021/jp026021s.
- Senosiain, J. P., C. B. Musgrave and D. M. Golden Temperature and pressure dependence of the reaction of OH and CO: Master equation modeling on a high-level potential energy surface. *Int. J. Chem. Kinet.* **2003**, *35*, 464-474, doi:10.1002/kin.10144.
- Senosiain, J. P.; Klippenstein, S. J.; Miller, J. A. The reaction of acetylene with hydroxyl radicals. *J. Phys. Chem. A* **2005**, *109*, 6045-6055 doi:10.1021/jp050737g.
- Senum, G. I.; Lee, Y.-N.; Gaffney, J. S. Ultraviolet absorption spectrum of peroxyacetyl nitrate and peroxypropionyl nitrate. *J. Phys. Chem.* **1984**, *88*, 1269-1270, doi:10.1021/j150651a001.
- Serdyuchenko, A.; Gorshelev, V.; Weber, M.; Chehade, W.; Burrows, J. P. High spectral resolution ozone absorption cross-sections – Part 2: Temperature dependence. *Atmos. Meas. Tech.* **2014**, *7*, 625-636, doi:10.5194/amt-7-625-2014.
- Seyfioglu, R.; Odabasi, M. Determination of Henry's Law constant of formaldehyde as a function of temperature: Application to air-water exchange in Tahtali Lake in Izmir, Turkey. *Environ. Monit. Assess.* **2007**, *128*, 343-349.
- Shaka, H.; Robertson, W. H.; Finlayson-Pitts, B. J. A new approach to studying aqueous reactions using diffuse reflectance infrared Fourier transform spectrometry: application to the uptake and oxidation of SO₂ on OH-processed model sea salt aerosol. *Phys. Chem. Chem. Phys.* **2007**, *9*, 1980-1990, doi:10.1039/b612624c.
- Shallcross, D. E.; Biggs, P.; CanosaMas, C. E.; Clemitshaw, K. C.; Harrison, M. G.; Alanon, M. R. L.; Pyle, J. A.; Vipond, A.; Wayne, R. P. Rate constants for the reaction between OH and CH₃ONO₂ and C₂H₅ONO₂ over a range of pressure and temperature. *J. Chem. Soc. Faraday Trans.* **1997**, *93*, 2807-2811.
- Shallcross, D. E.; Vaughn, S.; Trease, D. R.; Canosa-Mas, C.; Ghosh, M. V.; Dyke, J. M.; Wayne, R. P. Kinetics of the reaction between OH radicals and monochlorodimethylsulphide (CH₃SCH₂Cl). *Atmos. Environ.* **2006**, *40*, 6899-6904, doi:10.1016/j.atmosenv.2006.06.037.
- Shamonina, N. F.; Kotov, A. G. *Kinet. i Kataliz.* **1979**, *20*, 233.
- Shapley, W. A.; Bacskey, G. B. Ab initio quantum chemical studies of the formaldiminiox (CH₂NO) radical: 1. Isomerization reactions. *J. Phys. Chem. A* **1999**, *103*, 4505-4513.
- Shardanand Absorption cross sections of O₂ and O₄ between 2000 and 2800 Å. *Phys. Rev.* **1969**, *186*, 5-9.
- Shardanand; Rao, A. D. P. Collision-induced absorption of O₂ in the Herzberg continuum. *J. Quant. Spectrosc. Radiat. Transfer* **1977**, *17*, 433-439.
- Sharkey, P.; Sims, I. R.; Smith, I. W. M.; Bocherl, P.; Rowe, B. R. Pressure and temperature dependence of the rate constants for the association reaction OH radicals with NO between 301 and 23 K. *J. Chem. Soc. Faraday Trans.* **1994**, *90*, 3609-3616.
- Sharkey, P.; Smith, I. W. M. Kinetics of elementary reactions at low temperature: Rate constants for the reactions of OH with HCl (298 ≥ T/K ≥ 138), CH₄ (298 ≥ T/K ≥ 178), and C₂H₆ (298 ≥ T/K ≥ 138). *J. Chem. Soc. Faraday Trans.* **1993**, *89*, 631-638.
- Sharpe, S.; Hartnett, B.; Sethi, H. S.; Sethi, D. S. Absorption cross-sections of CF₂ in the A ¹B₁—X ¹A₁ transition at 0.5 nm intervals and absolute rate constant for 2CF₂ → C₂F₄ at 298 ± 3 K. *J. Photochem.* **1987**, *38*, 1-13.
- Shaw, M. D.; Carpenter, L. J. Modification of ozone deposition and I₂ emissions at the air—aqueous interface by dissolved organic carbon of marine origin. *Environ. Sci. Technol.* **2013**, *47*, 10947-10954, doi:10.1021/es4011459.
- Shaw, R. A.; Lamb, D. Experimental determination of the thermal accommodation and condensation coefficients of water. *J. Chem. Phys.* **1999**, *111*, 10659-10663.

- Shen, G.; Suto, M.; Lee, L. C. Reaction rate constant of $\text{SO}_3 + \text{NH}_3$ in the gas phase. *J. Geophys. Res.* **1990**, *95*, 13981-13984.
- Sheng, C. Y.; J. W. Bozzelli, A. M. Dean, and A. Y. Chang Detailed kinetics and thermochemistry of $\text{C}_2\text{H}_5 + \text{O}_2$: Reaction kinetics of the chemically-activated and stabilized $\text{CH}_3\text{CH}_2\text{OO}\cdot$ adduct. *J. Phys. Chem. A* **2002**, *106*, 7276-7293, doi:10.1021/jp014540+.
- Shenyavskaya, E. A.; Yungman, V. S. NIST-JANAF thermochemical tables. III. Diatomic hydrogen halide gases. *J. Phys. Chem. Ref. Data* **2004**, *33*, 923-957, doi:10.1063/1.1638781.
- Shepler, B. C.; Balabanov, N. B.; Peterson, K. A. Ab initio thermochemistry involving heavy atoms: An investigation of the reactions $\text{Hg} + \text{IX}$ ($\text{X} = \text{I}, \text{Br}, \text{Cl}, \text{O}$). *J. Phys. Chem. A* **2005**, *109*, 10363-10372, doi:10.1021/jp0541617.
- Shepler, B. C.; Balabanov, N. B.; Peterson, K. A. $\text{Hg} + \text{Br} \rightarrow \text{HgBr}$ recombination and collision-induced dissociation dynamics. *J. Chem. Phys.* **2007**, *107*, 164304, doi:10.1063/1.2777142.
- Shepler, B. C.; Peterson, K. A. Mercury monoxide: A systematic investigation of its ground electronic state. *J. Phys. Chem. A* **2003**, *107*, 1783-1787, doi:10.1021/jp027512f.
- Sheps, L. Absolute ultraviolet absorption spectrum of a Criegee intermediate CH_2OO . *J. Phys. Chem. Lett.* **2013**, *4*, 4201-4205, doi:10.1021/jz402191w.
- Sheps, L.; Scully, A. M.; Au, K. UV absorption probing of the conformer-dependent reactivity of a Criegee intermediate CH_3CHOO . *Phys. Chem. Chem. Phys.* **2014**, *16*, 26701-26706, doi:10.1039/c4cp04408h.
- Shi, J.; Barker, J. R. Kinetic studies of the deactivation of $\text{O}_2(^1\Sigma_g^+)$ and $\text{O}(^1\text{D})$. *Int. J. Chem. Kinet.* **1990**, *20*, 1283-1301.
- Shi, Q.; Davidovits, P.; Jayne, J. T.; Kolb, C. E.; Worsnop, D. R. Kinetic model for reaction of ClONO_2 with H_2O and HCl and HOCl with HCl in sulfuric acid solutions. *J. Geophys. Res.* **2001**, *106*, 24259-24274.
- Shi, Q.; Davidovits, P.; Jayne, J. T.; Worsnop, D. R.; Kolb, C. E. Uptake of gas-phase ammonia. 1. Uptake by aqueous surfaces as a function of pH. *J. Phys. Chem. A* **1999**, *103*, 8812-8823.
- Shi, Q.; Li, Y. Q.; Davidovits, P.; Jayne, J. T.; Worsnop, D. R.; Mozurkewich, M.; Kolb, C. E. Isotope exchange for gas-phase acetic acid and ethanol at aqueous interfaces: A study of surface reactions. *J. Phys. Chem. B* **1999**, *103*, 2418-2430.
- Shi, X.; Herschbach, D. R.; Worsnop, D. R.; Kolb, C. E. Molecular beam chemistry: Magnetic deflection analysis of monoxide electronic states from alkali-metal atom + ozone reactions. *J. Phys. Chem.* **1993**, *97*, 2113-2122.
- Shibuya, K.; Ebatu, T.; Obi, K.; Tanaka, I. Rate constant measurements for the reactions of HCO with NO and O_2 in the gas phase. *J. Phys. Chem.* **1977**, *81*, 2292-2294.
- Shimono, A.; Koda, S. Laser-spectroscopic measurements of uptake coefficients of SO_2 on aqueous surfaces. *J. Phys. Chem.* **1996**, *100*, 10269-10276, doi:10.1021/jp9537670.
- Sicre, J. E.; Cobos, C. J. Thermochemistry of the higher chlorine oxides ClO_x ($x = 3, 4$) and Cl_2O_x ($x = 3 - 7$). *J. Mol. Struct. (Theochem)* **2003**, *620*, 215-226.
- Sidebottom, H. W.; Tedder, J. M.; Walton, J. C. Photolysis of bromotrichloromethane. *Trans. Faraday Soc.* **1969**, *65*, 755-762.
- Sieg, K.; Starokozhev, E.; Schmidt, M. U.; Puttmann, W. Inverse temperature dependence of Henry's law coefficients for volatile organic compounds in supercooled water. *Chemosphere* **2009**, *77*, 8-14, doi:10.1016/j.chemosphere.2009.06.028.
- Silvente, E.; Richter, R. C.; Zheng, M.; Saltzman, E. S.; Hynes, A. J. Relative quantum yields for $\text{O}(^1\text{D})$ production in the photolysis of ozone between 301 and 336 nm: evidence for the participation of a spin-forbidden channel. *Chem. Phys. Lett.* **1997**, *264*, 309-315.
- Silver, J. A. Room temperature rate constant for the reaction of Na with Cl_2 . *J. Chem. Phys.* **1986**, *84*, 4718-4720, doi:10.1063/1.450003.
- Silver, J. A.; Kolb, C. E. A reevaluation of the branching ratio for the reaction of NH_2 with NO . *J. Phys. Chem.* **1987**, *91*, 3713-3714, doi:10.1021/j100297a051.
- Silver, J. A.; Kolb, C. E. Determination of the absolute rate constants for the room temperature reactions of atomic sodium with ozone and nitrous oxide. *J. Phys. Chem.* **1986**, *90*, 3263-3266, doi:10.1021/j100405a042.
- Silver, J. A.; Kolb, C. E. Gas-phase reaction rate of sodium superoxide with hydrochloric acid. *J. Phys. Chem.* **1986**, *90*, 3267-3269, doi:10.1021/j100405a043.
- Silver, J. A.; Kolb, C. E. Kinetic measurements for the reaction of $\text{NH}_2 + \text{NO}$ over the temperature range 294-1215 K. *J. Phys. Chem.* **1982**, *86*, 3240-3246, doi:10.1021/j100213a033.
- Silver, J. A.; Kolb, C. E. Rate constant for the reaction $\text{NH}_3 + \text{OH} \rightarrow \text{NH}_2 + \text{H}_2\text{O}$ over a wide temperature range. *Chem. Phys. Lett.* **1980**, *75*, 191-195.
- Silver, J. A.; Stanton, A. D.; Zahniser, M. S.; Kolb, C. E. Gas-phase reaction rate of sodium hydroxide with hydrochloric acid. *J. Phys. Chem.* **1984**, *88*, 3123-3129, doi:10.1021/j150658a041.
- Silver, J. A.; Worsnop, D. R.; Freedman, A.; Kolb, C. E. Absolute photodissociation cross sections of gas phase sodium chloride at room temperature. *J. Chem. Phys.* **1986**, *84*, 4378-4384.

- Silver, J. A.; Zahniser, M. S.; Stanton, A. C.; Kolb, C. E. Temperature dependent termolecular reaction rate constants for potassium and sodium superoxide formation. *Proc. Combust. Inst.* **1984**, *20*, 605-612.
- Simmie, J. M.; Black, G.; Curran, H. J.; Hinde, J. P. Enthalpies of formation and bond dissociation energies of lower alkyl hydroperoxides and related hydroperoxy and alkoxy radicals. *J. Phys. Chem. A* **2008**, *112*, 5010-5016, doi:10.1021/jp711360z.
- Simmie, J. M.; Metcalfe, W. K.; Curran, H. J. Ketene thermochemistry. *ChemPhysChem* **2005**, *9*, 700-702, doi:10.1002/cphc.200800003.
- Simon, F. G.; Burrows, J. P.; Schneider, W.; Moortgat, G. K.; Crutzen, P. J. Study of the reaction $\text{ClO} + \text{CH}_3\text{O}_2 \rightarrow$ products at 300 K. *J. Phys. Chem.* **1989**, *93*, 7807-7813, doi:10.1021/j100360a017.
- Simon, F. G.; Schneider, W.; Moortgat, G. K.; Burrows, J. P. A study of the ClO absorption cross-section between 240 and 310 nm and the kinetics of the self-reaction at 300 K. *J. Photochem. Photobiol. A: Chem.* **1990**, *55*, 1-23.
- Simon, F.-G.; Schneider, W.; Moortgat, G. K. UV-Absorption spectrum of the methylperoxy radical and the kinetics of its disproportionation reaction at 300 K. *Int. J. Chem. Kinet.* **1990**, *22*, 791-813.
- Simon, P. C.; Gillotay, D.; Vanlaethem-Meurée, N.; Wisenberg, J. Temperature dependence of ultraviolet absorption cross-sections of chlorofluoroethanes. *Ann. Geophys.* **1988**, *6*, 239-248.
- Simon, P. C.; Gillotay, D.; Vanlaethem-Meurée, N.; Wisenberg, J. Ultraviolet absorption cross-sections of chloro and chlorofluoro-methanes at stratospheric temperatures. *J. Atmos. Chem.* **1988**, *7*, 107-135.
- Simonaitis, R.; Greenberg, R. I.; Heicklen, J. The photolysis of N_2O at 2139 Å and 1849 Å. *Int. J. Chem. Kinet.* **1972**, *4*, 497-512.
- Simonaitis, R.; Heicklen, J. A kinetic study of the $\text{HO}_2 + \text{HO}_2$ reaction. *J. Phys. Chem.* **1982**, *86*, 3416-3418, doi:10.1021/j100214a030.
- Simonaitis, R.; Heicklen, J. Reaction of HO_2 with O_3 . *J. Phys. Chem.* **1973**, *77*, 1932-1935, doi:10.1021/j100635a002.
- Simonaitis, R.; Heicklen, J. Reactions of CH_3 , CH_3O , and CH_3O_2 radicals with O_3 . *J. Phys. Chem.* **1975**, *79*, 298-302.
- Simonaitis, R.; Heicklen, J. Temperature dependence of the reactions of HO_2 with NO and NO_2 . *Int. J. Chem. Kinet.* **1978**, *10*, 67-87.
- Simonaitis, R.; Leu, M. T. Rate constant for the reaction $\text{Cl} + \text{HO}_2\text{NO}_2 \rightarrow$ Products. *Int. J. Chem. Kinet.* **1985**, *17*, 293-301.
- Simons, J. W.; Paur, R. J.; Webster III, H. A.; Bair, E. J. Ozone ultraviolet photolysis. VI. The ultraviolet spectrum. *J. Chem. Phys.* **1973**, *59*, 1203-1208.
- Sims, I. R.; Smith, I. W. M.; Bocherel, P.; Defrance, A.; Travers, D.; Rowe, B. R. Ultra-low temperature kinetics of neutral-neutral reactions: Rate constants for the reactions of OH radicals with butenes between 295 and 23 K. *J. Chem. Soc. Faraday Trans.* **1994**, *90*, 1473-1478, doi:10.1039/FT9949001473.
- Sims, I. R.; Smith, I. W. M.; Clary, D. C.; Bocherel, P.; Rowe, B. R. Ultra-low temperature kinetics of neutral-neutral reactions: New experimental and theoretical results for $\text{OH} + \text{HBr}$ between 295 and 23 K. *J. Chem. Phys.* **1994**, *101*, 1748-1751.
- Singer, R. J.; Crowley, J. N.; Burrows, J. P.; Schneider, W.; Moortgat, G. K. Measurement of the absorption cross-section of peroxyxynitric acid between 210 and 330 nm in the range 253-298 K. *J. Photochem. Photobiol. A: Chem.* **1989**, *48*, 17-32.
- Singh, J. P.; Setser, D. W. Electronic-to-vibrational energy-transfer studies of singlet molecular oxygen. 2. $\text{O}_2(\text{b}^1\Sigma_g^+)$. *J. Phys. Chem.* **1985**, *89*, 5353-5358, doi:10.1021/j100271a009.
- Singh, S.; Li, Z. Kinetics investigation of OH reaction with isoprene at 240-340 K and 1-3 Torr using the relative rate/discharge flow/mass spectrometry technique. *J. Phys. Chem. A* **2007**, *111*, 11843-11851, doi:10.1021/jp074148h.
- Singleton, D. L.; Cvetanovic, R. J. Temperature dependence of rate constants for the reaction of atomic oxygen with hydrogen chloride. *Int. J. Chem. Kinet.* **1981**, *13*, 945-956.
- Singleton, D. L.; Cvetanovic, R. J. Temperature dependence of rate constants for the reactions of oxygen atoms, $\text{O}(^3\text{P})$, with HBr and HI. *Can. J. Chem.* **1978**, *56*, 2934-2939.
- Singleton, D. L.; Irwin, R. S.; Cvetanović, R. J. Arrhenius parameters for the reactions of $\text{O}(^3\text{P})$ atoms with several aldehydes and the trend in aldehydic C-H bond dissociation energies. *Can. J. Chem.* **1977**, *55*, 3321-3327.
- Singleton, D. L.; Irwin, R. S.; Nip, W. S.; Cvetanovic, R. J. Kinetics and mechanism of the reaction of oxygen atoms with hydrogen sulfide. *J. Phys. Chem.* **1979**, *83*, 2195-2200, doi:10.1021/j100480a003.
- Singleton, D. L.; Paraskevopoulos, G.; Irwin, R. S. Laser photolysis of formic acid vapor at 222 nm Quantum yields of stable products. *Res. Chem. Intermediates* **1989**, *12*, 1-12.
- Singleton, D. L.; Paraskevopoulos, G.; Irwin, R. S. Laser photolysis of carboxylic acids in the gas phase. Direct determination of the OH quantum yield at 222 nm. *J. Phys. Chem.* **1990**, *94*, 695-699.

- Singleton, D. L.; Paraskevopoulos, G.; Irwin, R. S. Mechanism of the $O(^3P) + H_2S$ reaction. Abstraction or addition? *J. Phys. Chem.* **1982**, *86*, 2605-2609, doi:10.1021/j100211a011.
- Singleton, D. L.; Paraskevopoulos, G.; Irwin, R. S. Rates and mechanism of the reactions of hydroxyl radicals with acetic, deuterated acetic, and propionic acids in the gas phase. *J. Am. Chem. Soc.* **1989**, *111*, 5248-5251, doi:10.1021/ja00196a035.
- Singleton, D. L.; Paraskevopoulos, G.; Irwin, R. S. Reaction of OH with CH_3CH_2F . The extent of H abstraction from the α and β positions. *J. Phys. Chem.* **1980**, *84*, 2339-2343, doi:10.1021/j100456a001.
- Singleton, D. L.; Paraskevopoulos, G.; Irwin, R. S. UV absorption cross-sections of the monomer and dimer of formic acid. *J. Photochem.* **1987**, *37*, 209-216.
- Singleton, D. L.; Paraskevopoulos, G.; Irwin, R. S.; Jolly, G. S.; McKenney, D. J. Rate mechanism of the reaction of hydroxyl radicals with formic and deuterated formic acids. *J. Am. Chem. Soc.* **1988**, *110*, 7786-7790, doi:10.1021/ja00231a032.
- Sinha, A.; Lovejoy, E. R.; Howard, C. J. Kinetic study of the reaction of HO_2 with ozone. *J. Chem. Phys.* **1987**, *87*, 2122-2128, doi:10.1063/1.453136.
- Sivakumaran, V.; Crowley, J. N. Reaction between OH and CH_3CHO - Part 2. Temperature dependent rate coefficients (201-348 K). *Phys. Chem. Chem. Phys.* **2003**, *5*, 106-111, doi:10.1039/b209303k.
- Sivakumaran, V.; Holscher, D.; Dillon, T. J.; Crowley, J. N. Reaction between OH and HCHO: temperature dependent rate coefficients (202-399 K) and product pathways (298 K). *Phys. Chem. Chem. Phys.* **2003**, *5*, 4821-4827, doi:10.1039/b306859e.
- Sjostedt, S. J.; Abbatt, J. P. D. Release of gas-phase halogens from sodium halide substrates: heterogeneous oxidation of frozen solutions and desiccated salts by hydroxyl radicals. *Environ. Res. Lett.* **2008**, *3*, 045007, doi:10.1088/1748-9326/3/4/045007.
- Skinner, H. A. The strengths of metal-to-carbon bonds. *Adv. Organometallic Chem.* **1964**, *2*, 49-114.
- Skolnik, E. D.; Veysey, M. G.; Ahmed, M. G.; Jones, W. E. Rate constants for the reaction of fluorine atoms with nitric oxide in the presence of various third bodies. *Can. J. Chem.* **1975**, *53*, 3188-3193.
- Skorobogatov, G. A.; Dymov, B. P.; Pogosyan, Y. I.; Khripun, V. K.; Tschuikow-Roux, E. Molecular, thermodynamic, and kinetic parameters of the free radical C_2H_5 in the gas phase. *Russ. J. General Chem.* **2003**, *73*, 75-84.
- Skorokhodov, V.; Sato, Y.; Suto, K.; Matsumi, Y.; Kawasaki, M. Photofragmentation of ClNO in the A-band: Velocity distribution and fine-structure branching ratio of $Cl(^2P_j)$ atoms. *J. Phys. Chem.* **1996**, *100*, 12321-12328, doi:10.1021/jp9535708.
- Skrotzki, J.; Connolly, P.; Schnaiter, M.; Saathoff, H.; Möhler, O.; Wagner, R.; Niemand, M.; Ebert, V.; Leisner, T. The accommodation coefficient of water molecules on ice – cirrus cloud studies at the AIDA simulation chamber. *Atmos. Chem. Phys.* **2013**, *13*, 4451-4466, doi:10.5194/acp-13-4451-2013.
- Slagle, I. R.; Baiocchi, F.; Gutman, D. Study of the reactions of oxygen atoms with hydrogen sulfide, methanethiol, ethanethiol, and methyl sulfide. *J. Phys. Chem.* **1978**, *82*, 1333-1336, doi:10.1021/j100501a002.
- Slagle, I. R.; Gilbert, J. R.; Gutman, D. Kinetics of the reaction between oxygen atoms and carbon disulfide. *J. Chem. Phys.* **1974**, *61*, 704-709.
- Slagle, I. R.; Graham, R. E.; Gilbert, J. R.; Gutman, D. Direct determination of the rate constant for the reaction of oxygen atoms with carbon monosulphide. *Chem. Phys. Lett.* **1975**, *32*, 184-186.
- Slanger, T. G.; Black, G. Interactions of $O_2(b^1\Sigma_g^+)$ with $O(^3P)$ and O_3 . *J. Chem. Phys.* **1979**, *70*, 3434-3438.
- Slanger, T. G.; Black, G. Photodissociative channels at 1216 Å for H_2O , NH_3 , and CH_4 . *J. Chem. Phys.* **1982**, *77*, 2432-2437.
- Slanger, T. G.; Huestis, D. L.; Cosby, P. C.; Naus, N.; Meijer, G. O_2 photoabsorption in the 40950-41300 cm^{-1} region: New Herzberg bands, new absorption lines, and improved spectroscopic data. *J. Chem. Phys.* **1996**, *105*, 9393-9402.
- Slanger, T. G.; Wood, B. J.; Black, G. Investigation of the rate coefficient for $O(^3P) + NO_2 \rightarrow O_2 + NO$. *Int. J. Chem. Kinet.* **1973**, *5*, 615-620.
- Slanina, Z.; Uhlik, F. An estimation of dimerization energetics of the ClO radical. *Chem. Phys. Lett.* **1991**, *182*, 51-56.
- Smardzewski, R. R.; Lin, M. C. Matrix reactions of oxygen atoms with H_2S molecules. *J. Chem. Phys.* **1977**, *66*, 3197-3204.
- Smith, C. A.; Molina, L. T.; Lamb, J. J.; Molina, M. J. Kinetics of the reaction of OH with pernitric and nitric acids. *Int. J. Chem. Kinet.* **1984**, *16*, 41-55.
- Smith, C. A.; Pope, F. D.; Cronin, B.; Parkes, C. B.; Orr-Ewing, A. J. Absorption cross sections of formaldehyde at wavelengths from 300 to 340 nm and at 294 and 245 K. *J. Phys. Chem. A* **2006**, *110*, 11645-11653, doi:10.1021/jp063713y.
- Smith, C. A.; Ravishankara, A. R.; Wine, P. H. Kinetics of the reaction $NO_2 + NO_3 + M$ at low pressures and 298 K. *J. Phys. Chem.* **1985**, *89*, 1423-1427, doi:10.1021/j100254a024.

- Smith, D. M.; Chughtai, A. R. Photochemical effects in the heterogeneous reaction of soot with ozone at low concentrations. *J. Atmos. Chem.* **1997**, *26*, 77-91.
- Smith, D. M.; Chughtai, A. R. Reaction kinetics of ozone at low concentrations with *n*-hexane soot. *J. Geophys. Res.* **1996**, *101*, 19607-19620.
- Smith, D. M.; Chughtai, A. R. The surface structure and reactivity of black carbon. *Colloids and Surfaces* **1995**, *105*, 47-77.
- Smith, D. M.; Welch, W. F.; Graham, S. M.; Chughtai, A. R.; Wicke, B. G.; Grady, K. A. Reaction of nitrogen oxides with black carbon: An FT-IR study. *Appl. Spectrosc.* **1988**, *42*, 674-680.
- Smith, D. M.; Welch, W. F.; Jassim, J. A.; Chughtai, A. R.; Stedman, D. H. Soot-ozone reaction kinetics: Spectroscopic and gravimetric studies. *Appl. Spectrosc.* **1988**, *42*, 1473-1482.
- Smith, G. D.; Molina, L. T.; Molina, M. J. Measurement of radical quantum yields from formaldehyde photolysis between 269 and 339 nm. *J. Phys. Chem. A* **2002**, *106*, 1233-1240, doi:10.1021/jp013180n.
- Smith, G. D.; Molina, L. T.; Molina, M. J. Temperature dependence of O(¹D) quantum yields from the photolysis of ozone between 295 and 338 nm. *J. Phys. Chem. A* **2000**, *104*, 8916-8921, doi:10.1021/jp001006d.
- Smith, G. D.; Tablas, F. M. G.; Molina, L. T.; Molina, M. J. Measurement of relative product yields from the photolysis of dichlorine monoxide (Cl₂O). *J. Phys. Chem. A* **2001**, *105*, 8658-8664, doi:10.1021/jp0100957.
- Smith, G. P.; Fairchild, P. W.; Crosley, D. R. The pressure and temperature dependence of the OH + C₂H₂ reaction above 800 K. *J. Chem. Phys.* **1984**, *81*, 2667-2677.
- Smith, I. W. M.; Stewart, D. W. A. Low-temperature kinetics of reactions between neutral free radicals Rate constants for the reactions of OH radicals with N atoms (103 ≤ T/K ≤ 294) and with O atoms (158 ≤ T/K ≤ 294). *J. Chem. Soc. Faraday Trans.* **1994**, *90*, 3221-3227.
- Smith, I. W. M.; Williams, M. D. Effects of isotopic substitution and vibrational excitation on reaction rates Kinetics of OH(v = 0,1) and OD(v = 0,1) with HCl and DCl. *J. Chem. Soc. Faraday Trans. 2* **1986**, *82*, 1043-1055.
- Smith, I. W. M.; Wrigley, D. J. Time resolved vibrational chemiluminescence: Rate constants for the reactions F + HBr, HI → HF + Br, I and for the relaxation of HF(v=4) and HF(v=6) by HBr, HI, CO₂, N₂O, CO, N₂ and O₂. *Chem. Phys.* **1981**, *63*, 321-336.
- Smith, I. W. M.; Wrigley, D. J. Time-resolved vibrational chemiluminescence: Rate constants for the reaction F + HCl → HF + Cl and for the relaxation of HF(v=3) by HCl, CO₂, N₂O, CO, N₂ and O₂. *Chem. Phys. Lett.* **1980**, *70*, 481-486.
- Smith, M. C.; Chang, C.-H.; Chao, W.; Lin, L.-C.; Takahashi, K.; Boering, K. A.; Lin, J. J.-M. Strong negative temperature dependence of the simplest Criegee intermediate CH₂OO reaction with water dimer. *J. Phys. Chem. Lett.* **2015**, *6*, 2708-2713, doi:10.1021/acs.jpcllett.5b01109.
- Smith, I. W. M.; Yarwood, G. Kinetic measurements on the system NO + NO₂ ⇌ N₂O₃ by time-resolved infrared laser absorption. *Chem. Phys. Lett.* **1986**, *130*, 24-28.
- Smith, I. W. M.; Zellner, R. Rate measurements of OH by resonance absorption .IV. Reactions of OH with NH₃ and HNO₃. *Int. J. Chem. Kinet. Symp. No. 1* **1975**, 341-351.
- Smith, I. W. M.; Zellner, R. Rate measurements of reactions of OH by resonance absorption. *J. Chem. Soc. Faraday Trans. 2* **1974**, *70*, 1045-1056.
- Smith, I. W. M.; Zellner, R. Rate measurements of reactions of OH by resonance absorption Part 2.-Reactions of OH with CO, C₂H₄ and C₂H₂. *J. Chem. Soc. Faraday Trans. 2* **1973**, *69*, 1617-1627.
- Smith, J. D.; Cappa, C. D.; Drisdell, W. S.; Cohen, R. C.; Saykally, R. J. Raman thermometry measurements of free evaporation from liquid water droplets. *J. Am. Chem. Soc.* **2006**, *128*, 12892 - 12898, doi:10.1021/ja063579v.
- Smith, R. H. Rate constant and activation energy for the gaseous reaction between hydroxyl and formaldehyde. *Int. J. Chem. Kinet.* **1978**, *10*, 519-528.
- Smith, W. S.; Chou, C. C.; Rowland, F. S. The mechanism for ultraviolet photolysis of gaseous chlorine nitrate at 302.5 nm. *Geophys. Res. Lett.* **1977**, *4*, 517-519.
- Snelling, D. R. The ultraviolet flash photolysis of ozone and the reactions of O(¹D) and O₂(¹Σ_g⁺). *Can. J. Chem.* **1974**, *52*, 257-270.
- Snider, J. R.; Dawson, G. A. Tropospheric light alcohols, carbonyls,, and acetonitrile: Concentrations in the southwest United States and Henry's law data. *J. Geophys. Res.* **1985**, *90*, 3797-3805.
- Sokolov, O.; Abbatt, J. P. D. Adsorption to ice of *n*-alcohols (ethanol to 1-hexanol), acetic acid, and hexanal. *J. Phys. Chem. A* **2002**, *106*, 775-782, doi:10.1021/jp013291m.
- Sokolov, O.; Abbatt, J. P. D. Competitive adsorption of atmospheric trace gases onto ice at 228 K: HNO₃/HCl, 1-butanol/acetic acid and 1-butanol/HCl. *Geophys. Res. Lett.* **2002**, *29*, 1851, doi:10.1029/2002GL014843.
- Sokolov, O.; Hurley, M. D.; Wallington, T. J.; Kaiser, E. W.; Platz, J.; Nielsen, O. J.; Berho, F.; Rayez, M.-T.; Lesclaux, R. Kinetics and mechanism of the gas-phase reaction of Cl atoms with benzene. *J. Phys. Chem. A* **1998**, *102*, 10671-10681, doi:10.1021/jp9828080.

- Soldi-Lose, H.; Schröder, D.; Schwarz, H. Gas-phase chemistry of alkylcarbonate anions and radicals. *Int. J. Mass Spec.* **2008**, *270*, 68-80, doi:10.1016/j.ijms.2007.12.007.
- Soller, R.; Nicovich, J. M.; Wine, P. H. Bromine nitrate photochemistry: Quantum yields for O, Br, and BrO over the wavelength range 248-355 nm. *J. Phys. Chem. A* **2002**, *106*, 8378-8385, doi:10.1021/jp020018r.
- Soller, R.; Nicovich, J. M.; Wine, P. H. Temperature-dependent rate coefficients for the reactions of Br(²P_{3/2}), Cl(²P_{3/2}), and O(³P_J) with BrONO₂. *J. Phys. Chem. A* **2001**, *105*, 1416-1422, doi:10.1021/jp001947q.
- Solomon, S.; Burkholder, J. B.; Ravishankara, A. R.; Garcia, R. R. Ozone depletion and global warming potentials of CF₃I. *J. Geophys. Res.* **1994**, *99*, 20929-20935.
- Somnitz, H.; Fida, M.; Ufer, T.; Zellner, R. Pressure dependence for the CO quantum yield in the photolysis of acetone at 248 nm: A combined experimental and theoretical study. *Phys. Chem. Chem. Phys.* **2005**, *7*, 3342 - 3352, doi:10.1039/b506738c.
- Somnitz, H.; Ufer, T.; Zellner, R. Acetone photolysis at 248 nm revisited: pressure dependence of the CO and CO₂ quantum yields. *Phys. Chem. Chem. Phys.* **2009**, *11*, 8522-8531, doi:10.1039/b906751e.
- Sondergaard, R.; Nielsen, O. J.; Hurley, M. D.; Wallington, T. J.; Singh, R. Atmospheric chemistry of *trans*-CF₃CH = CHF: Kinetics of the gas-phase reactions with Cl atoms, OH radicals, and O₃. *Chem. Phys. Lett.* **2007**, *443*, 199-204, doi:10.1016/j.cplett.2007.06.084.
- Song, Y.; Qian, X. M.; Lau, K. C.; Ng, C. Y.; Liu, J. B.; Chen, W. W. High-resolution energy-selected study of the reaction CH₃H⁺ → CH₃⁺ + X: Accurate thermochemistry for the CH₃X/CH₃X⁺ (X=Br, I) system. *J. Chem. Phys.* **2001**, *115*, 4095-4104, doi:10.1063/1.1391268.
- Soonsin, V.; Zardini, A. A.; Marcolli, C.; Zuend, A.; Krieger, U. K. The vapor pressures and activities of dicarboxylic acids reconsidered: the impact of the physical state of the aerosol. *Atmos. Chem. Phys.* **2010**, *10*, 11753-11767, doi:10.5194/acp-10-11753-2010.
- Sørensen, M.; Hurley, M. D.; Wallington, T. J.; Dibble, T. S.; Nielsen, O. J. Do aerosols act as catalysts in the OH radical initiated atmospheric oxidation of volatile organic compounds? *Atmos. Environ.* **2002**, *36*, 5947-5952.
- Sørensen, M.; Kaiser, E. W.; Hurley, M. D.; Wallington, T. J.; Nielsen, O. J. Kinetics of the reaction of OH radicals with acetylene in 25–8000 Torr of air at 296 K. *Int. J. Chem. Kinet.* **2003**, *35*, 191-197, doi:10.1002/kin.10119.
- Sorensen, S.; Falbe-Hansen, H.; Mangoni, M.; Hjorth, J.; Jensen, N. R. Observation of DMSO and CH₃S(O)OH from the gas phase reaction between DMS and OH. *J. Atmos. Chem.* **1996**, *24*, 299-315.
- Sorokin, V. I.; Gritsan, N. P.; Chichinin, A. I. Collisions of O(¹D) with HF, F₂, XeF₂, NF₃, and CF₄: Deactivation and reaction. *J. Chem. Phys.* **1998**, *108*, 8995-9003.
- Sosedova, Y.; Rouvière, A.; Gäggeler, H. W.; Ammann, M. Uptake of NO₂ to deliquesced dihydroxybenzoate aerosol particles. *J. Phys. Chem. A* **2009**, *113*, 10979-10987, doi:10.1021/jp9050462.
- Spangenberg, T.; Kohler, S.; Hansmann, B.; Wachsmuth, U.; Abel, B.; Smith, M. A. Low-temperature reactions of OH radicals with propene and isoprene in pulsed Laval nozzle expansions. *J. Phys. Chem. A* **2004**, *108*, 7527-7534, doi:10.1021/jp031228m.
- Spencer, J. E.; Rowland, F. S. Bromine nitrate and its stratospheric significance. *J. Phys. Chem.* **1978**, *82*, 7-10, doi:10.1021/j100490a002.
- Speranza, M. Structure, stability, and reactivity of cationic hydrogen trioxides and thermochemistry of their neutral analogs. A Fourier-transform ion cyclotron resonance study. *Inorg. Chem.* **1996**, *35*, 6140-6151.
- Spietz, P. Absorption cross sections for iodine species of relevance to the photolysis of mixtures of I₂ and O₃ and for the atmosphere. *PhD-Thesis, Univ. of Bremen, Germany* **2005**.
- Spietz, P.; Gómez Martín, J. C.; Burrows, J. P. Spectroscopic studies of the I₂/O₃ photochemistry Part 2. Improved spectra of iodine oxides and analysis of the IO absorption spectrum. *J. Photochem. Photobiol. A: Chem.* **2005**, *176*, 50-67, doi:10.1016/j.jphotochem.2005.08.023.
- Spietz, P.; Gómez Martín, J.; Burrows, J. P. Effects of column density on I₂ spectroscopy and a determination of I₂ absorption cross section at 500 nm. *Atmos. Chem. Phys.* **2006**, *6*, 2177-2191.
- Spiglanin, T. A.; Pery, R. A.; Chandler, D. W. Photodissociation studies of HNCO: Heat of formation and product branching ratios. *J. Phys. Chem.* **1986**, *90*, 6184-6189.
- Sprague, K. E.; Joens, J. A. SO₂ absorption cross-section measurements from 320 to 305 nm. *J. Quant. Spectrosc. Radiat. Transfer* **1995**, *53*, 349-352.
- Sridharan, U. C.; Klein, F. S.; Kaufman, F. Detailed course of the O + HO₂ reaction. *J. Chem. Phys.* **1985**, *82*, 592-593, doi:10.1063/1.448973.
- Sridharan, U. C.; Qiu, L. X.; Kaufman, F. Kinetics and product channels of the reactions of HO₂ with O and H atoms at 296 K. *J. Phys. Chem.* **1982**, *86*, 4569-4574, doi:10.1021/j100220a023.
- Sridharan, U. C.; Qiu, L. X.; Kaufman, F. Kinetics of the reaction OH + HO₂ → H₂O + O₂ at 296 K. *J. Phys. Chem.* **1981**, *85*, 3361-3363, doi:10.1021/j150623a001.

- Sridharan, U. C.; Qiu, L. X.; Kaufman, F. Rate constant of the OH + HO₂ reaction from 252 to 420 K. *J. Phys. Chem.* **1984**, *88*, 1281-1282, doi:10.1021/j150651a006.
- Sridharan, U. C.; Reimann, B.; Kaufman, F. Kinetics of the reaction OH + H₂O₂ → HO₂ + H₂O. *J. Chem. Phys.* **1980**, *73* 1286-1293, doi:10.1063/1.440240.
- Stabel, J. R.; Johnson, M. S.; Langer, S. Rate coefficients for the gas-phase reaction of isoprene with NO₃ and NO₂. *Int. J. Chem. Kinet.* **2005**, *37*, 57-65, doi:10.1002/kin.20050.
- Stachnik, R. A.; Molina, M. J. Kinetics of the reactions of SH radicals with NO₂ and O₂. *J. Phys. Chem.* **1987**, *91*, 4603-4606 doi:10.1021/j100301a035.
- Stachnik, R. A.; Molina, L. T.; Molina, M. J. Pressure and temperature dependences of the reaction of OH with nitric acid. *J. Phys. Chem.* **1986**, *90*, 2777-2780, doi:10.1021/j100403a044.
- Stadler, D.; Rossi, M. J. The reactivity of NO₂ and HONO on soot at ambient temperature: The influence of combustion conditions. *Phys. Chem. Chem. Phys.* **2000**, *2*, 5420-5429, doi:10.1039/b005680o.
- Staffelbach, T. A.; Kok, G. L. Henry's law constants for aqueous solutions of hydrogen peroxide and hydroxymethyl hydroperoxide. *J. Geophys. Res.* **1993**, *98*, 12713-12717.
- Staffelbach, T. A.; Orlando, J. J.; Tyndall, G. S.; Calvert, J. G. The UV-visible absorption spectrum and photolysis quantum yields of methylglyoxal. *J. Geophys. Res.* **1995**, *100*, 14189-14198.
- Stanton, J. F.; Rittby, C. M. L.; Bartlett, R. J.; Toohey, D. W. Low-lying isomers of the chlorine oxide dimer: A theoretical study. *J. Phys. Chem.* **1991**, *95*, 2107-2110.
- Staricco, E. H.; Sicre, S. E.; Schumacher, H. J. Die photochemische reaktion zwischen fluor und ozon. *Z. Phys. Chem. N.F.* **1962**, *31*, 385.
- Stark, H.; Brown, S. S.; Burkholder, J. B.; Aldener, M.; Riffault, V.; Gierczak, T.; Ravishankara, A. R. Overtone dissociation of peroxyxynitric acid (HO₂NO₂): Absorption cross sections and photolysis products. *J. Phys. Chem. A* **2008**, *112*, 9296-9303, doi:10.1021/jp802259z.
- Starr, W. L.; Loewenstein, M. Total absorption cross sections of several gases of aeronomic interest at 584 Å. *J. Geophys. Res.* **1972**, *77*, 4790-4796.
- Staudinger, J.; Roberts, P. V. A critical compilation of Henry's law constant temperature dependence relations for organic compounds in dilute aqueous solutions. *Chemosphere* **2001**, *44*, 561-576.
- Steckler, R.; Thurman, G. M.; Watts, J. D.; Bartlett, R. J. *Ab initio* direct dynamics study of OH + HCl → Cl + H₂O. *J. Chem. Phys.* **1997**, *106*, 3926-3933, doi:10.1063/1.473981.
- Stedman, D. H.; Niki, H. Kinetics and mechanism for the photolysis of nitrogen dioxide in air. *J. Phys. Chem.* **1973**, *77*, 2604-2609.
- Stedman, D. H.; Niki, H. Ozonolysis rates of some atmospheric gases. *Environ. Lett.* **1973**, *4*, 303-310.
- Stedman, D. H.; Wu, C. H.; Niki, H. Kinetics of gas-phase reactions of ozone with some olefins. *J. Phys. Chem.* **1973**, *77*, 2511-2514.
- Steer, R. P.; Ackerman, R. A.; Pitts, J. N., Jr. Singlet oxygen in the environmental sciences. V. Rates of deactivation of O₂(¹Δ_g) by oxygen and nitrogen. *J. Chem. Phys.* **1969**, *51*, 843-844.
- Steinfeld, J. I.; Adler-Golden, S. M.; Gallagher, J. W. Critical survey of data on the spectroscopy and kinetics of ozone in the mesosphere and thermosphere. *J. Phys. Chem. Ref. Data* **1987**, *16*, 911-951.
- Stemmler, K.; Vlasenko, A.; Guimbaud, C.; Ammann, M. The effect of fatty acid surfactants on the uptake of nitric acid to deliquesced NaCl aerosol. *Atmos. Chem. Phys.* **2008**, *8*, 5127-5141.
- Stephens, E. R. The formation, reactions, and properties of peroxyacyl nitrates (PANs) in photochemical air pollution. *Adv. Environ. Sci. Technol.* **1969**, *1*, 119-146.
- Stephens, J. W.; Morter, C. L.; Farhat, S. K.; Glass, G. P.; Curl, R. F. Branching ratio of the reaction NH₂ + NO at elevated temperatures. *J. Phys. Chem.* **1993**, *97*, 8944-8951, doi:10.1021/j100137a019.
- Stephens, R. D. Absolute rate constants for the reaction of hydroxyl radicals with ammonia from 297 to 364 K. *J. Phys. Chem.* **1984**, *88*, 3308-3313, doi:10.1021/j150659a034.
- Stephens, S.; Rossi, M. J.; Golden, D. M. The Heterogeneous Reaction of Ozone on Carbonaceous Surfaces. *Int. J. Chem. Kinet.* **1986**, *18*, 1133-1149.
- Stevens, P. S.; Anderson, J. G. Kinetic and mechanistic study of X + ClOCl → products (X = Br, Cl, F, O, OH, N) over the temperature range 240-373 K. *J. Phys. Chem.* **1992**, *96*, 1708-1718, doi:10.1021/j100183a040.
- Stevens, P. S.; Anderson, J. G. Kinetic measurements of the ClO + O₃ → ClOO + O₂ reaction. *Geophys. Res. Lett.* **1990**, *17*, 1287-1290.
- Stevens, P. S.; Brune, W. H.; Anderson, J. G. Kinetic and mechanistic investigations of F + H₂O/D₂O and F + H₂/D₂ over the temperature range 240-373 K. *J. Phys. Chem.* **1989**, *93*, 4068-4079, doi:10.1021/j100347a040.
- Stevens, P.; L'Esperance, D.; Chuong, B.; Martin, G. Measurements of the kinetics of the OH-initiated oxidation of isoprene: Radical propagation in the OH + isoprene + O₂ + NO reaction system. *Int. J. Chem. Kinet.* **1999**, *31*, 637-643.
- Stevens, W. R.; Bodi, A.; Baer, T. Dissociation dynamics of energy selected, propane, and *i*-C₃H₇X⁺ ions by iPEPICO: Accurate heats of formation of *i*-C₃H₇⁺, *i*-C₃H₇Cl, *i*-C₃H₇Br, and *i*-C₃H₇I. *J. Phys. Chem. A* **2010**, *114*, 11285-11291, doi:10.1021/jp104200h.

- Stewart, D. J.; Griffiths, P. T.; Cox, R. A. Reactive uptake coefficients for heterogeneous reaction of N_2O_5 with submicron aerosols of NaCl and natural sea salt. *Atmos. Chem. Phys.* **2004**, *4*, 1381-1388.
- Stickel, R. E.; Chin, M.; Daykin, E. P.; Hynes, A. J.; Wine, P. H.; Wallington, T. J. Mechanistic studies of the OH-initiated oxidation of CS_2 in the presence of O_2 . *J. Phys. Chem.* **1993**, *97*, 13653-13661.
- Stickel, R. E.; Hynes, A. J.; Bradshaw, J. D.; Chameides, W. L.; Davis, D. D. Absorption cross sections and kinetic considerations of the IO radical as determined by laser flash photolysis/laser absorption spectroscopy. *J. Phys. Chem.* **1988**, *92*, 1862-1864, doi:10.1021/j100318a600.
- Stickel, R. E.; Nicovich, J. M.; Wang, S.; Zhao, Z.; Wine, P. H. Kinetic and mechanistic study of the reaction of atomic chlorine with dimethyl sulfide. *J. Phys. Chem.* **1992**, *96*, 9875-9883, doi:10.1021/j100203a055.
- Stickel, R. E.; Zhao, Z.; Wine, P. H. Branching ratios for hydrogen transfer in the reactions of OD radicals with CH_3SCH_3 and $\text{CH}_3\text{SC}_2\text{H}_5$. *Chem. Phys. Lett.* **1993**, *212*, 312-318.
- Stief, L. J.; Brobst, W. D.; Nava, D. F.; Borkowski, R. P.; Michael, J. V. Rate constant for the reaction $\text{NH}_2 + \text{NO}$ from 216 to 480 K. *J. Chem. Soc. Faraday Trans. 2* **1982**, *78*, 1391-1401.
- Stief, L. J.; Nava, D. F.; Payne, W. A.; Michael, J. V. Rate constant for the reaction of hydroxyl radical with formaldehyde over the temperature range 228-362 K. *J. Chem. Phys.* **1980**, *73*, 2254-2258.
- Stief, L. J.; Payne, W. A.; Klemm, R. B. A flash photolysis-resonance fluorescence study of the formation of $\text{O}(^1\text{D})$ in the photolysis of water and the reaction of $\text{O}(^1\text{D})$ with H_2 , Ar, and He. *J. Chem. Phys.* **1975**, *62*, 4000-4008.
- Stief, L. J.; Payne, W. A.; Lee, J. H.; Michael, J. V. The reaction $\text{N}(^4\text{S}) + \text{O}_3$: An upper limit for the rate constant at 298 K. *J. Chem. Phys.* **1979**, *70*, 5241-5243.
- Stimpfle, R. M.; Wilmouth, D. M.; Salawitch, R. J.; Anderson, J. G. First measurements of ClOOCl in the stratosphere: The coupling of ClOOCl and ClO in the Arctic polar vortex. *J. Geophys. Res.* **2004**, *109*, D03301, doi:10.1029/2003jd003811.
- Stimpfle, R.; Perry, R.; Howard, C. J. Temperature dependence of the reaction of ClO and HO_2 radicals. *J. Chem. Phys.* **1979**, *71*, 5183-5190.
- Stockwell, W. R.; Calvert, J. G. The near ultraviolet absorption spectrum of gaseous HONO and N_2O_3 . *J. Photochem.* **1978**, *8*, 193-203.
- Stone, D.; Blitz, M.; Daubney, L.; Howes, N. U. M.; Seakins, P. Kinetics of CH_2OO reactions with SO_2 , NO_2 , NO , H_2O , and CH_3CHO as a function of pressure. *Phys. Chem. Chem. Phys.* **2014**, *16*, 1139-1149, doi:10.1039/c3cp54391a.
- Stone, D.; Blitz, M.; Daubney, L.; Ingham, T.; Seakins, P. CH_2OO Criegee biradical yields following photolysis of CH_2I_2 in O_2 . *Phys. Chem. Chem. Phys.* **2013**, *15*, 19119-19124, doi:10.1039/c3cp52466c.
- Streit, G. E.; Howard, C. J.; Schmeltekopf, A. L.; Davidson, J. A.; Schiff, H. I. Temperature dependence of $\text{O}(^1\text{D})$ rate constants for reactions with O_2 , N_2 , CO_2 , O_3 , and H_2O . *J. Chem. Phys.* **1976**, *65*, 4761-4764, doi:10.1063/1.432930.
- Streit, G. E.; Wells, J. S.; Fehsenfeld, F. C.; Howard, C. J. A tunable diode laser study of the reactions of nitric and nitrous acids: $\text{HNO}_3 + \text{NO}$ and $\text{HNO}_2 + \text{O}_3$. *J. Chem. Phys.* **1979**, *70*, 3439-3443, doi:10.1063/1.437878.
- Strekowski, R. S.; George, C. Measurement of Henry's Law constants for acetone, 2-butanone, 2,3-butanedione, and isobutyraldehyde using a horizontal flow reactor. *J. Chem. Eng. Data* **2005**, *50*, 804-810, doi:10.1021/je034137r.
- Strekowski, R. S.; Nicovich, J. M.; Wine, P. H. Kinetic and mechanistic study of the reaction of $\text{O}(^1\text{D})$ with CF_2HBr . *Int. J. Chem. Kinet.* **2001**, *33*, 262-270.
- Strekowski, R. S.; Nicovich, J. M.; Wine, P. H. Kinetic and mechanistic study of the reactions of $\text{O}(^1\text{D}_2)$ with HCN and CH_3CN . *ChemPhysChem* **2010**, *11*, 3942-3955, doi:10.1002/cphc.201000550.
- Strekowski, R. S.; Nicovich, J. M.; Wine, P. H. Quenching of $\text{O}(^1\text{D}_2)$ by Cl_2CO : kinetics and $\text{O}(^3\text{P}_j)$ yield. *Chem. Phys. Lett.* **2000**, *330*, 354-360.
- Strekowski, R. S.; Nicovich, J. M.; Wine, P. H. Temperature-dependent kinetics study of the reactions of $\text{O}(^1\text{D}_2)$ with N_2 and O_2 . *Phys. Chem. Chem. Phys.* **2004**, *6*, 2145-2151, doi:10.1039/b400243a.
- Stuhl, F. Absolute rate constant for the reaction $\text{OH} + \text{NH}_3 \rightarrow \text{NH}_2 + \text{H}_2\text{O}$. *J. Chem. Phys.* **1973**, *59*, 635-637.
- Stuhl, F. Determination of rate constant for reaction $\text{OH} + \text{H}_2\text{S}$ by a pulsed photolysis - resonance fluorescence method. *Ber. Bunsenges. Phys. Chem.* **1974**, *78*, 230-232.
- Stuhl, F.; Niki, H. Determination of rate constants for reactions of O atoms with C_2H_2 , C_2D_2 , C_2H_4 , and C_3H_6 using a pulse vacuum-UV photolysis-chemiluminescent method. *J. Chem. Phys.* **1971**, *55*, 3954-3957.
- Stuhl, F.; Niki, H. Flash Photochemical Study of the Reaction $\text{OH} + \text{NO} + \text{M}$ Using Resonance Fluorescent Detection of OH. *J. Chem. Phys.* **1972**, *57*, 3677-3679, doi:10.1063/1.1678826.
- Stuhl, F.; Niki, H. Kinetic isotope effects in the quenching of $\text{O}_2(b^1\Sigma_g^-)$ by some deuterated compounds. *Chem. Phys. Lett.* **1970**, *7*, 473-474.
- Stuhl, F.; Niki, H. Pulsed vacuum-UV photochemical study of reactions of OH with H_2 , D_2 , and CO using a resonance-fluorescent detection method. *J. Chem. Phys.* **1972**, *57*, 3671-3677, doi:10.1063/1.1678825.
- Stuhl, F.; Welge, K. H. Deactivation of $\text{O}(^1\text{S})$ and $\text{O}_2(b^1\Sigma_g^+)$. *Can. J. Chem.* **1969**, *47*, 1870-1871.

- Stull, D. R.; Westrum, E. F.; Sinke, G. C. *The Chemical Thermodynamics of Organic Compounds*; John Wiley & Sons: New York, **1969**.
- Stutz, J.; Ezell, M. J.; Ezell, A. A.; Finlayson-Pitts, B. J. Rate constants and kinetic isotope effects in the reactions of atomic chlorine with n-butane and simple alkenes at room temperature. *J. Phys. Chem. A* **1998**, *102*, 8510-8519.
- Stutz, J.; Ezell, M. J.; Finlayson-Pitts, B. J. Inverse kinetic isotope effect in the reaction of atomic chlorine with C₂H₄ and C₂D₄. *J. Phys. Chem. A* **1997**, *101*, 9187-9190.
- Stutz, J.; Kim, E. S.; Platt, U.; Bruno, P.; Perrino, C.; Febo, A. UV-visible absorption cross sections of nitrous acid. *J. Geophys. Res.* **2000**, *105*, 14585-14592.
- Su, F.; Calvert, J. G.; Lindley, C. R.; Uselman, W. M.; Shaw, J. H. A Fourier transform infrared kinetic study of HOCl and its absolute integrated infrared band intensities. *J. Phys. Chem.* **1979**, *83*, 912-920, doi:10.1021/j100471a006.
- Su, F.; Calvert, J. G.; Shaw, J. H. A FT TR spectroscopic study of the ozone-ethene reaction mechanism in O₂-rich mixtures. *J. Phys. Chem.* **1980**, *84*, 239-246, doi:10.1021/j100440a003.
- Su, F.; Calvert, J. G.; Shaw, J. H. Mechanism of the photooxidation of gaseous formaldehyde. *J. Phys. Chem.* **1979**, *83*, 3185-3191, doi:10.1021/j100488a001.
- Su, F.; Calvert, J. G.; Shaw, J. H.; Niki, H.; Maker, P. D.; Savage, C. M.; Breitenbach, L. D. Spectroscopic and kinetic studies of a new metastable species in the photooxidation of gaseous formaldehyde. *Chem. Phys. Lett.* **1979**, *65*, 221-225.
- Su, Y.-T.; Lin, H.-Y.; Putikam, R.; Matsui, H.; Lin, M. C.; Lee, Y.-P. Extremely rapid self-reaction of the simplest Criegee intermediate CH₂OO and its implications in atmospheric chemistry. *Nat. Chem.* **2014**, *6*, 477-483, doi:10.1038/NCHEM.1890.
- Sudlow, K. P.; Woolf, A. A. Heats of formation of carbonyl, formyl and trifluoroacetyl fluorides. *J. Fluorine Chem.* **1999**, *96*, 141-145.
- Sudolská, M.; Louis, F.; Černušák, I. Reactivity of CHI₃ with OH radicals: X- abstraction reaction pathways (X = H, I), atmospheric chemistry, and nuclear safety. *J. Phys. Chem. A* **2014**, *118*, 9512-9520, doi:10.1021/jp5051832.
- Sugawara, K.; Ishikawa, Y.; Sato, S. The rate constants of the reactions of the metastable nitrogen atoms, ²D and ²P, and the reactions of N(⁴S) + NO → N₂ + O(³P) and O(³P) + NO + M → NO₂ + M. *Bull. Chem. Soc. Jpn.* **1980**, *53*, 3159-3164.
- Suh, I.; Lei, W.; Zhang, R. Experimental and theoretical studies of isoprene reaction with NO₃. *J. Phys. Chem. A* **2001**, *105*, 6471-6478, doi:10.1021/jp0105950.
- Suh, I.; Zhang, R. Kinetic studies of isoprene reactions initiated by chlorine atom. *J. Phys. Chem. A* **2000**, *104*, 6590-6596, doi:10.1021/jp000605h.
- Sulbaek Andersen, M. P.; Nielsen, O. J.; Karpichev, B.; Wallington, T. J.; Sander, S. P. Atmospheric chemistry of isoflurane, desflurane, and sevoflurane: Kinetics and mechanisms of reactions with chlorine atoms and OH radicals and global warming potentials. *J. Phys. Chem. A* **2012**, *116*, 5806-5820, doi:10.1021/jp2077598.
- Sulbaek Andersen, M. P.; Nielsen, O. J.; Toft, A.; Nakayama, T.; Matsumi, Y.; Waterland, R. L.; Buck, R. C.; Hurley, M. D.; Wallington, T. J. Atmospheric chemistry of C_xF_{2x+1}CH=CH₂ (x=1, 2, 4, 6, and 8): Kinetics of gas-phase reactions with Cl atoms, OH radicals, and O₃. *J. Photochem. Photobiol. A: Chem.* **2005**, *176*, 124-128, doi:10.1016/j.jphotochem.2005.06.015.
- Sulbaek Andersen, M. P.; Nilsson, E. J. K.; Nielsen, O. J.; Johnson, M. S.; Hurley, M. D.; Wallington, T. J. Atmospheric chemistry of *trans*-CF₃CH=CHCl: Kinetics of the gas-phase reactions with Cl atoms, OH radicals, and O₃. *J. Photochem. and Photobiol. A: Chem.* **2008**, *199*, 92-97, doi:10.1016/j.jphotochem.2008.05.013.
- Sulbaek-Andersen, M. P.; Blake, D. R.; Rowland, F. S.; Hurley, M. D.; Wallington, T. J. Atmospheric chemistry of aulfuryl fluoride: Reaction with OH radicals, Cl Atoms and O₃, atmospheric lifetime, IR spectrum, and global warming potential. *Environ. Sci. Technol.* **2009**, *43*, 1067-1070, doi:10.1021/es802439f.
- Sulbaek-Andersen, M. P.; Hurley, M. D.; Wallington, T. J. Kinetics of the gas phase reactions of chlorine atoms and OH radicals with CF₃CBr=CH₂ and CF₃CF₂CBr=CH₂. *Chem. Phys. Lett.* **2009**, *482*, 20-23, doi:10.1016/j.cplett.2009.09.056.
- Šulka, M.; Šulková, K.; Louis, F.; Neogrády, P.; Černušák, I. A theoretical study of the X-abstraction reactions (X = H, Br, or I) from CH₂IBr by OH radicals: Implications for atmospheric chemistry. *Z. Phys. Chem.* **2013**, *227*, 1337-1359, doi:10.1524/zpch.2013.0391.
- Šulková, J.; Federič, J.; Louis, F.; Cantrel, L.; Demovič, L.; Černušák, I. Thermochemistry of small iodine species. *Phys. Scr.* **2013**, *88*, 058304, doi:10.1088/0031-8949/88/05/058304.
- Sullivan, J. O.; Warneck, P. Rate constant for the reaction of oxygen atoms with acetylene. *J. Phys. Chem.* **1965**, *69*, 1749-1750.
- Sullivan, R. C.; Thornberry, T.; Abbatt, J. P. D. Ozone decomposition kinetics on alumina: effects of ozone partial pressure, relative humidity and repeated oxidation cycles. *Atmos. Chem. Phys.* **2004**, *4*, 1301-1310.

- Sulzer, P.; Wieland, K. Intensitätsverteilung eines kontinuierlichen absorptions-spektrums in abhängigkeit von temperatur und wellenzahl. *Helv. Phys. Acta* **1952**, *25*, 653-676.
- Suma, K.; Sumiyoshi, Y.; Endo, Y. Spectroscopic characterization of a molecule with a weak bond: The BrOO radical. *J. Chem. Phys.* **2005**, *123*, 024312, doi:10.1063/1.1953508.
- Suma, K.; Sumiyoshi, Y.; Endo, Y. The rotational spectrum of the water-hydroperoxy radical (H₂O-HO₂) complex. *Science* **2006**, *311*, 1278-1281, doi:10.1126/science.112402.
- Suma, K.; Sumiyoshi, Y.; Endo, Y.; Enami, S.; Aloisio, S.; Hashimoto, S.; Kawasaki, M.; Nishida, S.; Matsumi, Y. Equilibrium constants of the reaction of Cl with O₂ in the formation of ClOO. *J. Phys. Chem. A* **2004**, *108*, 8096-8099, doi:10.1021/jp049124e.
- Sumathi, R.; Green, W. H. Oxygenate, oxyalkyl and alkoxycarbonyl thermochemistry and rates for hydrogen abstraction from oxygenates. *Phys. Chem. Chem. Phys.* **2003**, *5*, 3402-3417, doi:10.1039/b307050f.
- Sun, C.; Xu, B.; Zhang, S. Atmospheric reaction of Cl + methacrolein: A theoretical study on the mechanism, and pressure- and temperature-dependent rate constants. *J. Phys. Chem. A* **2014**, *118*, 3541-3551, doi:10.1021/jp500993k.
- Sun, H.; Bozzelli, J. W. Structures, rotational barriers, and thermochemical properties of β-chlorinated ethyl hydroperoxides. *J. Phys. Chem. A* **2003**, *107*, 1018-1024, doi:10.1021/jp022298g.
- Sun, H.; Chen, C. J.; Bozzelli, J. W. Structures, intramolecular rotation barriers, and thermodynamic properties (enthalpies, entropies, and heat capacities) of chlorinated methyl hydroperoxides (CH₂ClOOH, CHCl₂OOH, and CCl₃OOH). *J. Phys. Chem. A* **2000**, *104*, 8270-8282, doi:10.1021/jp0013917.
- Sun, H.; Weissler, G. L. Absorption cross sections of methane and ammonia in the vacuum ultraviolet. *J. Chem. Phys.* **1955**, *23*, 1160-1164, doi:10.1063/1.1742205.
- Sunanda, K.; Shastri, A.; Das, A. K.; Sekhar, B. N. R. Electronic states of carbon disulphide in the 5.5–11.8 eV region by VUV photo absorption spectroscopy. *J. Quant. Spec. Rad. Transfer* **2015**, *151*, 76-87, doi:10.1016/j.jqsrt.2014.08.020.
- Suto, M.; Lee, L. C. Emission spectra of CF₃ radicals. V. Photodissociation of CF₃H, CF₃Cl, and CF₃Br by vacuum ultraviolet. *J. Chem. Phys.* **1983**, *79*, 1127-1133, doi:10.1063/1.445914.
- Suto, M.; Lee, L. C. Photoabsorption and photodissociation of HONO₂ in the 105-220 nm region. *J. Chem. Phys.* **1984**, *81*, 1294-1297.
- Suto, M.; Lee, L. C. Photoabsorption cross section of CH₃CN: Photodissociation rates by solar flux and interstellar radiation. *J. Geophys. Res.* **1985**, *90*, 13037-13040.
- Suto, M.; Manzanares, E. R.; Lee, L. C. Detection of sulfuric acid aerosols by ultraviolet scattering. *Environ. Sci. Technol.* **1985**, *19*, 815-820, doi:10.1021/es00139a008.
- Sverdrup, G. M.; Kuhlman, M. R. "Heterogeneous Nitrogen Oxide-Particle Reactions"; 14th International Colloquium on Atmospheric Pollution, **1980**, Paris.
- Sverdrup, G. M.; Spicer, C. W.; Ward, G. F. Investigation of the gas phase reaction of dinitrogen pentoxide with water vapor. *Int. J. Chem. Kinet.* **1987**, *19*, 191-205.
- Swanson, D.; Kan, B.; Johnston, H. S. NO₃ quantum yields from N₂O₅ photolysis. *J. Phys. Chem.* **1984**, *88*, 3115-3118, doi:10.1021/j150658a038.
- Swartz, E.; Shi, Q.; Davidovits, P.; Jayne, J. T.; Worsnop, D.; Kolb, C. E. Uptake of gas-phase ammonia. 2. Uptake by sulfuric acid surfaces. *J. Phys. Chem. A* **1999**, *103*, 8824-8833.
- Symington, A.; Cox, R. A.; Fernandez, M. A. Uptake of organic acids on ice surfaces: Evidence for surface modification and hydrate formation. *Z. Phys. Chem.* **2010**, *224*, 1219-1245, doi:10.1524/zpch.2010.6149.
- Symington, A.; Leow, L. M.; Griffiths, P. T.; Cox, R. A. Adsorption and hydrolysis of alcohols and carbonyls on ice at temperatures of the upper troposphere. *J. Phys. Chem. A* **2012**, *116*, 5990-6002, doi:10.1021/jp210935b.
- Szakács, P.; Csontos, J.; Das, S.; Kállay, M. High-accuracy theoretical thermochemistry of atmospherically important nitrogen oxide derivatives. *J. Phys. Chem. A* **2011**, *115*, 3144-3153, doi:10.1021/jp112116x.
- Szalay, P. G.; Tajti, A.; Stanton, J. F. Ab initio determination of the heat of formation of ketenyl (HCCO) and ethynyl (CCH) radicals. *Mol. Phys.* **2005**, *103*, 2159-2168.
- Szanyi, J.; Kwak, J. H. Dissecting the steps of CO₂ reduction: 1. The interaction of CO and CO₂ with γ-Al₂O₃: an *in situ* FTIR study. *Phys. Chem. Chem. Phys.* **2014**, *16*, 15117-15125, doi:10.1039/c4cp00616j.
- Szekely, A.; Hanson, R. K.; Bowman, C. In *Twentieth Symposium (International) on Combustion*; The Combustion Institute, **1984**; pp 647-654.
- Szilagyi, I.; Dobe, S.; Berces, T. Rate constant for the reaction of the OH-radical with CH₂F₂. *React. Kinet. Catal. Lett.* **2000**, *70*, 319-324.
- WMO *Atmospheric Ozone: 1985*; National Aeronautics and Space Administration: Geneva, Report No. 16, Chapter 7, **1986**.

T

[Back to Index](#)

- Taatjes, C. A.; Christensen, L. K.; Hurley, M. D.; Wallington, T. J. Absolute and site-specific abstraction rate coefficients for reactions of Cl with CH₃CH₂OH, CH₃CD₂OH, and CD₃CH₂OH between 295 and 600 K. *J. Phys. Chem. A* **1999**, *103*, 9805-9814.
- Taatjes, C. A.; Meloni, G.; Selby, T. M.; Trevitt, A. J.; Osborn, D. L.; Percival, C. J.; Shallcross, D. E. Direct observation of the gas-phase Criegee intermediate (CH₂OO). *J. Am. Chem. Soc.* **2008**, *130*, 11883-11885, doi:10.1021/ja804165q.
- Taatjes, C. A.; Welz, O.; Eskola, A. J.; Savee, J. D.; Scheer, A. M.; Shallcross, D. E.; Rotavera, B.; Lee, E. P. F.; Dyke, J. M.; Mok, D. K. W.; Osborn, D. L.; Percival, C. J. Direct measurements of conformer-dependent reactivity of the Criegee intermediate CH₃CHOO. *Science* **2013**, *340*, 177-180, doi:10.1126/science.1234689.
- Tabazadeh, A.; Turco, R. P.; Jacobson, M. Z. A model for studying the composition and chemical effects of stratospheric aerosols. *J. Geophys. Res.* **1994**, *99*, 12897-12914.
- Tabor, D. P.; Harding, M. E.; Ichino, T.; Stanton, J. F. High-accuracy extrapolated ab initio thermochemistry of the vinyl, allyl, and vinoxy radicals. *J. Phys. Chem. A* **2012**, *116*, 7668-7676, doi:10.1021/jp302527n.
- Tabor, K.; Gutzwiller, L.; Rossi, M. J. Heterogeneous chemical kinetics of NO₂ on amorphous carbon at ambient temperature. *J. Phys. Chem.* **1994**, *98*, 6172-7186, doi:10.1021/j100075a021.
- Tabor, K.; Gutzwiller, L.; Rossi, M. J. The heterogeneous interaction of NO₂ with amorphous carbon. *Geophys. Res. Lett.* **1993**, *20*, 1431-1434.
- Tachibana, K.; Phelps, A. V. Excitation of the O₂(a ¹Δ_g) state by low energy electrons. *J. Chem. Phys.* **1981**, *75*, 3315-3320.
- Tadic, J.; Moortgat, G. K.; Wirtz, K. Photolysis of glyoxal in air. *J. Photochem. Photobiol. A: Chem.* **2005**, *177*, 116-124, doi:10.1016/j.jphotochem.2005.10.010.
- Taherian, M. R.; Slanger, T. G. Products and yields from O₃ photodissociation at 1576 Å. *J. Chem. Phys.* **1985**, *83*, 6246-6250.
- Takacs, G. A.; Glass, G. P. Reaction of atomic oxygen with hydrogen bromide. *J. Phys. Chem.* **1973**, *77*, 1182-1186.
- Takacs, G. A.; Glass, G. P. Reactions of hydrogen atoms and hydroxyl radicals with hydrogen bromide. *J. Phys. Chem.* **1973**, *77*, 1060-1064.
- Takacs, G. A.; Glass, G. P. Reactions of hydroxyl radicals with some hydrogen halides. *J. Phys. Chem.* **1973**, *77*, 1948-1951.
- Takacs, G. A.; Howard, C. J. Room-temperature rate constant for the HO₂ + HO₂ reaction at low pressures. *J. Phys. Chem.* **1984**, *88*, 2110-2116, doi:10.1021/j150654a033.
- Takacs, G. A.; Howard, C. J. Temperature dependence of the reaction HO₂ + HO₂ at low pressures. *J. Phys. Chem.* **1986**, *90*, 687-690, doi:10.1021/j100276a041.
- Takahashi, K.; Hayashi, S.; Matsumi, Y.; Taniguchi, N.; Hayashida, S. Quantum yields of (O¹D) formation in the photolysis of ozone between 230 and 308 nm. *J. Geophys. Res.* **2002**, *107*, 4440, doi:10.1029/2001JD002048.
- Takahashi, K.; Iwasaki, E.; Matsumi, Y.; Wallington, T. J. Pulsed laser photolysis vacuum UV laser-induced fluorescence kinetic study of the gas-phase reactions of Cl(²P_{3/2}) atoms with C₃—C₆ ketones. *J. Phys. Chem. A* **2007**, *111*, 1271-1276, doi:10.1021/jp066410c.
- Takahashi, K.; Matsumi, Y.; Kawasaki, M. Photodissociation process of ozone in the Huggins band at 308-326 nm: Direct observation of O(¹D₂) and O(³P_j) products. *J. Phys. Chem.* **1996**, *100*, 4084-4089.
- Takahashi, K.; Matsumi, Y.; Wallington, T. J.; Hurley, M. D. Atmospheric chemistry of CF₃CFHOCF₃: Reaction with OH radicals, atmospheric lifetime, and global warming potential. *J. Geophys. Res.* **2002**, *107*, 4574, doi:10.1029/2002JD002125.
- Takahashi, K.; Nakayama, T.; Matsumi, Y.; Solomon, S.; Gejo, T.; Shigemasa, E.; Wallington, T. J. Atmospheric lifetime of SF₅CF₃. *Geophys. Res. Lett.* **2002**, *29*, doi:10.1029/2002GL015356.
- Takahashi, K.; Takeuchi, Y.; Matsumi, Y. Rate constants of the O(¹D) reactions with N₂, O₂, N₂O, and H₂O at 295 K. *Chem. Phys. Lett.* **2005**, *410*, 196-200, doi:10.1016/j.cplett.2005.05.062.
- Takahashi, K.; Wada, R.; Matsumi, Y.; Kawasaki, M. Product branching ratios for O(³P) atom and ClO radical formation in the reactions of O(¹D) with chlorinated compounds. *J. Phys. Chem.* **1996**, *100*, 10145-10149.
- Takahashi, T.; Nakayama, T.; Matsumi, Y. Vacuum ultraviolet laser-induced fluorescence detection of O(¹S) atoms produced in the 193 nm photolysis of ozone. *J. Phys. Chem. A* **2003**, *107*, 9368-9373, doi:10.1021/jp0346864.
- Takami, A.; Kato, S.; Shimono, A.; Koda, S. Uptake coefficient of OH radical on aqueous surface. *Chem. Phys.* **1998**, *231*, 215-227.
- Takami, A.; Kondo, T.; Kado, A.; Koda, S. The uptake coefficient of I₂ on various aqueous surfaces. *J. Atmos. Chem.* **2001**, *39*, 139-153.
- Taketani, F.; Kanaya, Y.; Akimoto, H. Heterogeneous loss of HO₂ by KCl, synthetic sea salt, and natural seawater aerosol particles. *Atmos. Environ.* **2009**, *43*, 1660-1665, doi:10.1016/j.atmosenv.2008.12.010.

- Taketani, F.; Kanaya, Y.; Akimoto, H. Kinetics of heterogeneous reactions of HO₂ radical at ambient concentration levels with (NH₄)₂SO₄ and NaCl aerosol particles. *J. Phys. Chem. A* **2008**, *112*, 2370-2377, doi:10.1021/jp0769936.
- Taketani, F.; Nakayama, T.; Takahashi, K.; Matsumi, Y.; Hurley, M. D.; Wallington, T. J.; Toft, A.; Sulbaek Andersen, M. P. Atmospheric chemistry of CH₃CHF₂ (HFC-152a): Kinetics, mechanisms, and products of Cl atom- and OH radical-initiated oxidation in the presence and absence of NO_x. *J. Phys. Chem. A* **2005**, *109*, 9061-9069, doi:10.1021/jp044218+.
- Taketani, F.; Takahashi, K.; Matsumi, Y. Quantum yields for Cl(²P_j) atom formation from the photolysis of chlorofluorocarbons and chlorinated hydrocarbons at 193.3 nm. *J. Phys. Chem. A* **2005**, *109*, 2855-2860, doi:10.1021/jp044218+.
- Talcott, C. L.; Ager, J. W., III; Howard, C. J. Gas phase studies of Na diffusion in He and Ar and kinetics of Na + Cl₂ and Na + SF₆. *J. Chem. Phys.* **1986**, *84*, 6161-6169, doi:10.1063/1.450757.
- Talhaoui, A.; Louis, F.; Devolder, P.; Meriaux, B.; Sawerysyn, J. P.; Rayez, M. T.; Rayez, J. C. Rate coefficients of the reactions of chlorine atoms with haloethanes of type CH₃CCl_{3-x}F_x (x = 0, 1, and 2): Experimental and ab initio theoretical studies. *J. Phys. Chem.* **1996**, *100*, 13531-13538, doi:10.1021/jp9603243.
- Talhaoui, A.; Louis, F.; Meriaux, B.; Devolder, P.; Sawerysyn, J.-P. Temperature dependence of rate coefficients for the reactions of chlorine atoms with halomethanes of type CHCl_{3-x}F_x (x = 0, 1, and 2). *J. Phys. Chem.* **1996**, *100*, 2107-2113, doi:10.1021/jp951814i.
- Talipov, M. R.; Timerghazin, Q. K.; Safiullin, R. L.; Khursan, S. L. No longer a complex, not yet a molecule: A challenging case of nitrosyl O- hydroxide, HOON. *J. Phys. Chem. A* **2013**, *117*, 679-685, doi:10.1021/jp3110858.
- Talukdar, R. K.; Burkholder, J. B.; Hunter, M.; Gilles, M. K.; Roberts, J. M.; Ravishankara, A. R. Atmospheric fate of several alkyl nitrates. Part 2. UV absorption cross-sections and photodissociation quantum yields. *J. Chem. Soc. Faraday Trans.* **1997**, *93*, 2797-2805.
- Talukdar, R. K.; Burkholder, J. B.; Schmoltner, A.-M.; Roberts, J. M.; Wilson, R. R.; Ravishankara, A. R. Investigation of the loss processes for peroxyacetyl nitrate in the atmosphere: UV photolysis and reaction with OH. *J. Geophys. Res.* **1995**, *100*, 14163-14173.
- Talukdar, R. K.; Dunlea, E. J.; Brown, S. S.; Daniel, J. S.; Ravishankara, A. R. Kinetics of O₂(¹Σ_g⁺) reaction with H₂ and an upper limit for OH production. *J. Phys. Chem. A* **2002**, *106*, 8461-8470, doi:10.1021/jp020589j.
- Talukdar, R. K.; Gierczak, T.; Goldfarb, L.; Rudich, Y.; Madhava Rao, B. S.; Ravishankara, A. R. Kinetics of hydroxyl radical reactions with isotopically labeled hydrogen. *J. Phys. Chem.* **1996**, *100*, 3037-3043.
- Talukdar, R. K.; Gierczak, T.; McCabe, D. C.; Ravishankara, A. R. Reaction of hydroxyl radical with acetone. 2. Products and reaction mechanism. *J. Phys. Chem. A* **2003**, *107*, 5021-5032, doi:10.1021/jp0273023.
- Talukdar, R. K.; Gilles, M. K.; Battin-Leclerc, F.; Ravishankara, A. R.; Fracheboud, J.-M.; Orlando, J. J.; Tyndall, G. S. Photolysis of ozone at 308 and 248 nm: Quantum yield of O(¹D) as a function of temperature. *Geophys. Res. Lett.* **1997**, *24*, 1091-1094.
- Talukdar, R. K.; Herndon, S. C.; Burkholder, J. B.; Roberts, J. M.; Ravishankara, A. R. Atmospheric fate of several alkyl nitrates Part 1 Rate coefficients of the reactions alkyl nitrates with isotopically labelled hydroxyl radicals. *J. Chem. Soc. Faraday Trans.* **1997**, *93*, 2787-2796.
- Talukdar, R. K.; Hunter, M.; Warren, R. F.; Burkholder, J. B.; Ravishankara, A. R. UV laser photodissociation of CF₂ClBr and CF₂Br₂ at 298 K: quantum yields of Cl, Br, and CF₂. *Chem. Phys. Lett.* **1996**, *262*, 669-674.
- Talukdar, R. K.; Longfellow, C. A.; Gilles, M. K.; Ravishankara, A. R. Quantum yields of O(¹D) in the photolysis of ozone between 289 and 329 nm as a function of temperature. *Geophys. Res. Lett.* **1998**, *25*, 143-146.
- Talukdar, R. K.; Mellouki, A.; Burkholder, J. B.; Gilles, M. K.; Le Bras, G.; Ravishankara, A. R. Quantification of the tropospheric removal of chloral (CCl₃CHO): Rate coefficients for the reaction with OH, UV absorption cross sections, and quantum yields. *J. Phys. Chem. A* **2001**, *105*, 5188-5196, doi:10.1021/jp004632j.
- Talukdar, R. K.; Mellouki, A.; Gierczak, T.; Barone, S.; Chiang, S.-Y.; Ravishankara, A. R. Kinetics of the reactions of OH with alkanes. *Int. J. Chem. Kinet.* **1994**, *26*, 973-990.
- Talukdar, R. K.; Mellouki, A.; Schmoltner, A.-M.; Watson, T.; Montzka, S.; Ravishankara, A. R. Kinetics of the OH reaction with methyl chloroform and its atmospheric implications. *Science* **1992**, *257*, 227-230.
- Talukdar, R. K.; Ravishankara, A. R. Rate coefficients for O(¹D) + H₂, D₂, HD reactions and H atom yield in O(¹D) + HD reaction. *Chem. Phys. Lett.* **1996**, *253*, 177-183.
- Talukdar, R. K.; Vashjani, G. L.; Ravishankara, A. R. Photodissociation of bromocarbons at 193, 222, and 248 nm: Quantum yields of Br atom at 298 K. *J. Chem. Phys.* **1992**, *96*, 8194-8201.
- Talukdar, R.; Mellouki, A.; Gierczak, T.; Burkholder, J. B.; McKeen, S. A.; Ravishankara, A. R. Atmospheric fate of CF₂H₂, CH₃CF₃, CHF₂CF₃, and CH₃CFCl₂: Rate coefficients for reactions with OH and UV absorption cross sections of CH₃CFCl₂. *J. Phys. Chem.* **1991**, *95*, 5815-5821.
- Talukdar, R.; Mellouki, A.; Gierczak, T.; Burkholder, J. B.; McKeen, S. A.; Ravishankara, A. R. Atmospheric lifetime of CHF₂Br, a proposed substitute for halons. *Science* **1991**, *252*, 693-695.

- Tan, K. H.; Brion, C. E.; van der Leeuw, P. E.; van der Wiel, M. J. Absolute oscillator-strengths (10–60 eV) for photoabsorption, photoionization and fragmentation of H₂O. *Chem. Phys.* **1978**, *29*, 299–309.
- Tanaka, M.; Brault, J. W.; Tennyson, J. Absorption spectrum of H₂¹⁸O in the range 12400–14520 cm⁻¹. *J. Mol. Spectrosc.* **2002**, *216*, 77–80, doi:10.1006/jmsp.2002.8670.
- Tanaka, M.; Sneep, M.; Ubachs, W.; Tennyson, J. Cavity ring-down spectroscopy of H₂¹⁸O in the range 16570–17120 cm⁻¹. *J. Mol. Spectrosc.* **2004**, *226*, 1–6, doi:10.1016/j.jms.2004.03.004.
- Tanaka, Y.; Inn, E. C. Y.; Watanabe, K. Absorption coefficients of gases in the vacuum ultraviolet. Part IV. Ozone. *J. Chem. Phys.* **1953**, *21*, 1651–1653.
- Tanaka, Y.; Jursa, A. S.; LeBlanc, F. J.; Inn, E. C. Y. Spectroscopic study of the afterglows of N₂ and (N₂ + O₂) in the vacuum region. *Planet. Space Sci.* **1959**, *1*, 7–13.
- Tanaka, Y.; Kawasaki, M.; Matsumi, Y.; Fujiwara, H.; Ishiwata, T.; Rogers, L. J.; Dixon, R. N.; Ashfold, M. N. R. The ultraviolet photodissociation of Cl₂O at 235 nm and of HOCl at 235 and 266 nm. *J. Chem. Phys.* **1998**, *109*, 1315–1325.
- Tang, I. N.; Lee, J. H. In *The Chemistry of Acid Rain*; Gordon, G. E., Johnson, R. W., Eds.; Am. Chem. Soc. Symp. Series, **1987**; pp 109–117.
- Tang, I. N.; Munkelwitz, H. R. Evaporation kinetics of ammonium chloride solution droplets in water vapor. *J. Colloid Interface Sci.* **1989**, *128*, 289–295.
- Tang, K. Y.; Fairchild, P. W.; Lee, E. K. C. Laser-induced photodecomposition of formaldehyde (A¹A₂) from its single vibronic levels. Determination of the quantum yield of H atom by HNO* (A¹A") chemiluminescence. *J. Phys. Chem.* **1979**, *83*, 569–573, doi:10.1021/j100468a003.
- Tang, X.; Hou, Y.; Ng, C. Y.; Ruscic, B. Pulsed field-ionization photoelectron-photoion coincidence study of the process N₂ + hv → N⁺ + B + e⁻: Bond dissociation energies of N₂ and N₂⁺. *J. Chem. Phys.* **2005**, *123*, 074330, doi:10.1063/1.1995699.
- Tang, Y.; Tyndall, G. S.; Orlando, J. J. Spectroscopic and kinetic properties of HO₂ radicals and the enhancement of the HO₂ self reaction by CH₃OH and H₂O. *J. Phys. Chem. A* **2010**, *114*, 369–378, doi:10.1021/jp905279b.
- Tarczay, G.; Miller, T. A.; Czakó, G.; Császár, A. G. Accurate ab initio determination of spectroscopic and thermochemical properties of mono- and dichlorocharbenes. *Phys. Chem. Chem. Phys.* **2005**, *7*, 2881–2893, doi:10.1039/b506790a.
- Tatum Ernest, C.; Bauer, D.; Hynes, A. J. High-resolution absorption cross sections of formaldehyde in the 30285–32890 cm⁻¹ (304–330 nm) spectral region. *J. Phys. Chem. A* **2012**, *116*, 5910–5922, doi:10.1021/jp210008g.
- Tatum Ernest, C.; Bauer, D.; Hynes, A. J. Radical quantum yields from formaldehyde photolysis in the 30 400–32 890 cm⁻¹ (304–329 nm) spectral region: Detection of radical photoproducts using pulsed laser photolysis–pulsed laser induced fluorescence. *J. Phys. Chem. A* **2012**, *116*, 6983–6995, doi:10.1021/jp2117399.
- Taylor, P. H.; D'Angelo, J. A.; Martin, M. C.; Kasner, J. H.; Dellinger, B. Laser photolysis/laser-induced fluorescence studies of reaction rates of OH with CH₃Cl, CH₂Cl₂, and CHCl₃ over an extended temperature range. *Int. J. Chem. Kinet.* **1989**, *21*, 829–846.
- Taylor, P. H.; Jiang, Z.; Dellinger, B. Determination of the gas-phase reactivity of hydroxyl with chlorinated methanes at high temperature: Effects of laser/thermal photochemistry. *Int. J. Chem. Kinet.* **1993**, *25*, 9–23.
- Taylor, P. H.; McCarron, S.; Dellinger, B. Investigation of 1,2-dichloroethane-hydroxyl kinetics over an extended temperature range: effect of chlorine substitution. *Chem. Phys. Lett.* **1991**, *177*, 27–32.
- Taylor, P. H.; Rahman, M. S.; Arif, M.; Dellinger, B.; Marshall, P. Kinetic and mechanistic studies of the reaction of hydroxyl radicals with acetaldehyde over an extended temperature range. *Symp. Int. Combust. Proc.* **1996**, *26*, 497–504.
- Taylor, P. H.; Yamada, T.; Marshall, P. The reaction of OH with acetaldehyde and deuterated acetaldehyde: Further insight into the reaction mechanism at both low and elevated temperatures. *Int. J. Chem. Kinet.* **2006**, *38*, 489–495, doi:10.1002/kin.20179.
- Taylor, S. E.; Goddard, A.; Blitz, M. A.; Cleary, P. A.; Heard, D. E. Pulsed Laval nozzle study of the kinetics of OH with unsaturated hydrocarbons at very low temperatures. *Phys. Chem. Chem. Phys.* **2008**, *10*, 422–437, doi:10.1039/b711411g.
- Taylor, W. D.; Allston, T. D.; Moscato, M. J.; Fazekas, G. B.; Koslowski, R.; Takacs, G. A. Atmospheric photodissociation lifetimes for nitromethane, methyl nitrite, and methyl nitrate. *Int. J. Chem. Kinet.* **1980**, *12*, 231–240.
- Tellinghuisen, J. Equilibrium constants from spectrophotometric data: Dimer formation in gaseous Br₂. *J. Phys. Chem. A* **2008**, *112*, 5902–5907, doi:10.1021/jp8020358.
- Tellinghuisen, J. Intensity analysis of overlapped discrete and continuous absorption by spectral simulation: The electronic transition moment for the B-X system in I₂. *J. Chem. Phys.* **2011**, *134*, 084301, doi:10.1063/1.3555623.

- Tellinghuisen, J. Precise equilibrium constants from spectrophotometric data: BrCl in Br₂/Cl₂ gas mixtures. *J. Phys. Chem. A* **2003**, *107*, 753-775, doi:10.1021/jp027227w.
- Tellinghuisen, J. Resolution of the visible-infrared absorption spectrum of I₂ into three contributing transitions. *J. Chem. Phys.* **1973**, *58*, 2821-2834.
- Tellinghuisen, J.; Ashmore, J. G. Mixed representations for diatomic spectroscopic data: Application to HgBr. *Chem. Phys. Lett.* **1983**, *102*, 10-16, doi:10.1016/0009-2614(83)80647-2.
- Tellinghuisen, J.; Tellinghuisen, P. C.; Davies, S. A.; Berwanger, P.; Viswanathan, K. S. B → X transitions in HgCl and HgI. *Appl. Phys. Lett.* **1982**, *41*, 789-791, doi:10.1063/1.93704.
- Temps, F.; Wagner, H. G. Investigation of the reaction OH + HO₂ → H₂O + O₂ with the aid of a laser magnetic spectrometer. *Ber. Bunsenges. Phys. Chem.* **1982**, *86*, 119-125.
- Temps, F.; Wagner, H. G. Rate constants for the reactions of OH radicals with CH₂O and HCO. *Ber. Bunsenges Phys. Chem.* **1984**, *88*, 415-418.
- Teton, S.; El-Boudali, A.; Mellouki, A. Rate constants for the reactions of OH radicals with 1- and 2-bromopropane. *J. Chim. Phys.* **1996**, *93*, 274-282.
- Thanthiriwatté, K. S.; Vasiliu, M.; Dixon, D. A.; Christe, K. O. Structural and energetic properties of closed shell XF_n (X = Cl, Br, and I; n = 1-7) and XO_nF_m (X = Cl, Br, and I; n = 1-3; m = 0-6) molecules and ions leading to stability predictions for yet unknown compounds. *Inorg. Chem.* **2012**, *51*, 10966-10982, doi:10.1021/ic301438b.
- The Stratosphere 1981: Theory and Measurements*; National Aeronautics and Space Administration, 1982.
- The Stratosphere: Present and Future. In *NASA Reference Publication 1049*; Hudson, R. D., Reed, E. I., Eds.; NASA: Washington, D.C., **1979**.
- Thelen, M.-A.; Felder, P.; Huber, J. R. The photofragmentation of methyl hydroperoxide CH₃OOH at 193 and 248 nm in a cold molecular beam. *Chem. Phys. Lett.* **1993**, *213*, 275-281.
- Thévenet, R.; Mellouki, A.; Le Bras, G. Kinetics of OH and Cl Reactions with a Series of Aldehydes. *Int. J. Chem. Kinet.* **2000**, *32*, 676-685.
- Thibert, E.; Domine, F. Thermodynamics and kinetics of the solid solution of HNO₃ in ice. *J. Phys. Chem. B* **1998**, *102*, 4432-4439.
- Thomas, J. W.; Kaufman, F. Rate constants of the reactions of metastable N₂(A ³Σ_u⁺) in ν = 0, 1, 2, and 3 with ground state O₂ and O. *J. Chem. Phys.* **1985**, *83*, 2900-2903.
- Thomas, K.; Volz-Thomas, A.; Mihelcic, D.; Smit, H. G. J.; Kley, D. On the exchange of NO₃ radicals with aqueous solutions: Solubility and sticking coefficient. *J. Atmos. Chem.* **1998**, *29*, 17-43.
- Thomas, R. G. O.; Thrush, B. A. Quenching of O₂(¹Σ_g⁺) by ground state O₂. *J. Chem. Soc. Faraday Trans. 2* **1975**, *71*, 664-667.
- Thompson, B. A.; Harteck, P.; Reeves Jr., R. R. Ultraviolet absorption coefficients of CO₂, CO, O₂, H₂O, N₂O, NH₃, NO, SO₂, and CH₄ between 1850 and 4000 Å. *J. Geophys. Res.* **1963**, *68*, 6431-6436.
- Thompson, J. E.; Ravishankara, A. R. Kinetics of O(¹D) reactions with bromocarbons. *Int. J. Chem. Kinet.* **1993**, *25*, 479-487.
- Thompson, K. C.; Canosa-Mas, C. E.; Wayne, R. P. Kinetics and mechanism of the reaction between atomic chlorine and dimethyl selenide; comparison with the reaction between atomic chlorine and dimethyl sulfide. *Phys. Chem. Chem. Phys.* **2002**, *4*, 4133-4139, doi:10.1039/b204657a.
- Thorn, R. P.; Cronkhite, J. M.; Nicovich, J. M.; Wine, P. H. Laser flash photolysis studies of radical-radical reaction kinetics: The O(³P_J) + BrO reaction. *J. Chem. Phys.* **1995**, *102*, 4131-4142.
- Thorn, R. P.; Daykin, E. P.; Wine, P. H. Kinetics of the BrO + NO₂ association reaction. Temperature and pressure dependence in the falloff regime. *Int. J. Chem. Kinet.* **1993**, *25*, 521-537.
- Thornton, J. A.; Abbatt, J. P. D. Measurements of HO₂ uptake to aqueous aerosol: Mass accommodation coefficients and net reactive loss. *J. Geophys. Res.* **2005**, *110*, D08309, doi:10.1029/2004JD005402.
- Thornton, J. A.; Abbatt, J. P. D. N₂O₅ reaction on submicron sea salt aerosol: Kinetics, products, and the effect of surface active organics. *J. Phys. Chem. A* **2005**, *109*, 10004-10012, doi:10.1021/jp054183t.
- Thornton, J. A.; Braban, C. F.; Abbatt, J. P. D. N₂O₅ hydrolysis on sub-micron organic aerosols: the effect of relative humidity, particle phase, and particle size. *Phys. Chem. Chem. Phys.* **2003**, *5*, 4593-4603, doi:10.1039/b307498f.
- Thornton, J. A.; Jaeglé, L.; McNeil, V. F. Assessing known pathways for HO₂ loss in aqueous atmospheric aerosols: Regional and global impacts on tropospheric oxidants. *J. Geophys. Res.* **2008**, *113*, D05303, doi:10.1029/2007JD009236.
- Thrush, B. A.; Tyndall, G. S. Reactions of HO₂ studied by flash photolysis with diode-laser spectroscopy. *J. Chem. Soc. Faraday Trans. 2* **1982**, *78*, 1469-1475.
- Thrush, B. A.; Tyndall, G. S. The rate of reaction between HO₂ radicals at low pressures. *Chem. Phys. Lett.* **1982**, *92*, 232-235.
- Thrush, B. A.; Wilkinson, J. P. T. Pressure dependence of the rate of reaction between HO₂ radicals. *Chem. Phys. Lett.* **1979**, *66*, 441-443.

- Thrush, B. A.; Wilkinson, J. P. T. The rate of reaction of HO₂ radicals with HO and with NO. *Chem. Phys. Lett.* **1981**, *81*, 1-3.
- Thrush, B. A.; Wilkinson, J. P. T. The rate of the reaction between H and HO₂. *Chem. Phys. Lett.* **1981**, *84*, 17-19.
- Thuner, L. P.; Barnes, I.; Becker, K. H.; Wallington, T. J.; Christensen, L. K.; Orlando, J. J.; Ramacher, B. Atmospheric chemistry of tetrachloroethene (Cl₂C=CCl₂): Products of chlorine atom initiated oxidation. *J. Phys. Chem. A* **1999**, *103*, 8657-8663.
- Tian, Y.; Tian, Z.-M.; Wei, W.-M.; He, T.-J.; Chen, D.-M.; Liu, F.-C. Ab initio study of the reaction of OH radical with methyl sulfinic acid (MSIA). *Chem. Phys.* **2007**, *335*, 133-140, doi:10.1016/j.chemphys.2007.04.009.
- Tian, Z.; Lis, L.; Kass, S. R. Carbon-hydrogen bond dissociation energies: The curious case of cyclopropene. *J. Org. Chem.* **2013**, *78*, 12650-12653, doi:10.1021/jo402263v.
- Tichenor, L. B.; El-Sinawi, A.; Yamada, T.; Taylor, P. H.; Peng, J. P.; Hu, X.; Marshall, P. Kinetic studies of the reaction of hydroxyl radicals with trichloroethylene and tetrachloroethylene. *Chemosphere* **2001**, *42*, 571-577.
- Tichenor, L. B.; Graham, J. L.; Yamada, T.; Taylor, P. H.; Peng, J.; Hu, X.; Marshall, P. Kinetic and modeling studies of the reaction of hydroxyl radicals with tetrachloroethylene. *J. Phys. Chem. A* **2000**, *104*, 1700-1707, doi:10.1021/jp993203m.
- Tiee, J. J.; Wampler, F. B.; Oldenborg, R. C.; Rice, W. W. Spectroscopy and reaction kinetics of the HS radicals. *Chem. Phys. Lett.* **1981**, *82*, 80-84.
- Timonen, R. S.; Chu, L. T.; Leu, M.-T.; Keyser, L. F. Heterogeneous reaction of ClONO₂(g) + NaCl(s) → Cl₂(g) + NaNO₃(s). *J. Phys. Chem.* **1994**, *98*, 9509-9517, doi:10.1021/j100089a025.
- Timonen, R. S.; Leu, M.-T. Interaction of ethyl alcohol vapor with sulfuric acid solutions. *J. Phys. Chem. A* **2006**, *110*, 6660-6666, doi:10.1021/jp055810h.
- Timonen, R. S.; Ratajczak, E.; Gutman, D. Kinetics of the reactions of the formyl radical with oxygen, nitrogen dioxide, chlorine, and bromine. *J. Phys. Chem.* **1988**, *92*, 651-655, doi:10.1021/j100314a017.
- Ting, W.-L.; Chang, C.-H.; Lee, Y.-F.; Matsui, H.; Lee, Y.-P.; Lin, J. J.-M. Detailed mechanism of the CH₂I + O₂ reaction: Yield and self-reaction of the simplest Criegee intermediate CH₂OO. *J. Chem. Phys.* **2014**, *141*, 104308, doi:10.1063/1.4894405.
- Toby, F. S.; Toby, S.; O'Neal, H. E. The kinetics of the gas-phase reaction between ozone and alkenes. *Int. J. Chem. Kinet.* **1976**, *8*, 25-35.
- Tokuhashi, K.; Chen, L.; Kutsuna, S.; Uchimaru, T.; Sugie, M.; Sekiya, A. Environmental assessment of CFC alternatives - Rate constants for the reactions of OH radicals with fluorinated compounds. *J. Fluor. Chem.* **2004**, *125*, 1801-1807, doi:10.1016/j.jfluchem.2004.09.013.
- Tokuhashi, K.; Nagai, H.; Takahashi, A.; Kaise, M.; Kondo, S.; Sekiya, A.; Takahashi, M.; Gotoh, Y.; Suga, A. Measurement of the OH reaction rate constants for CF₃CH₂OH, CF₃CF₂CH₂OH, and CF₃CH(OH)CF₃. *J. Phys. Chem. A* **1999**, *103*, 2664-2672.
- Tokuhashi, K.; Takahashi, A.; Kaise, M.; Kondo, S. Rate constants for the reactions of OH radicals with CH₃OCF₂CHFCl, CHF₂OCF₂CHFCl, CHF₂OCHClCF₃, and CH₃CH₂OCF₂CHF₂. *J. Geophys. Res.* **1999**, *104*, 18681-18688.
- Tokuhashi, K.; Takahashi, A.; Kaise, M.; Kondo, S.; Sekiya, A.; Fujimoto, E. Rate constants for the reactions of OH radicals with CF₃OCF=CF₂ and CF₃CF=CF₂. *Chem. Phys. Lett.* **2000**, *325*, 189-195.
- Tokuhashi, K.; Takahashi, A.; Kaise, M.; Kondo, S.; Sekiya, A.; Yamashita, S.; Ito, H. Rate Constants for the Reactions of OH Radicals with CH₃OCF₂CF₃, CH₃OCF₂CF₂CF₃, and CH₃OCF(CF₃)₂. *Int. J. Chem. Kinet.* **1999**, *31*, 846-853.
- Tokuhashi, K.; Takahashi, A.; Kaise, M.; Kondo, S.; Sekiya, A.; Yamashita, S.; Ito, H. Rate constants for the reactions of OH radicals with CH₃OCF₂CHF₂, CHF₂OCH₂CF₂CHF₂, CHF₂OCH₂CF₂CF₃, and CF₃CH₂OCF₂CHF₂ over the temperature range 250-430 K. *J. Phys. Chem. A* **2000**, *104*, 1165-1170, doi:10.1021/jp991421+.
- Tolbert, M. A.; Praff, J.; Jayaweera, I.; Prather, M. J. Uptake of formaldehyde by sulfuric acid solutions: Impact on stratospheric ozone. *J. Geophys. Res.* **1993**, *98*, 2957-2962.
- Tolbert, M. A.; Rossi, M. J.; Golden, D. M. Antarctic ozone depletion chemistry: Reactions of N₂O₅ with H₂O and HCl on ice surfaces. *Science* **1988**, *240*, 1018-1021.
- Tolbert, M. A.; Rossi, M. J.; Golden, D. M. Heterogeneous interactions of chlorine nitrate, hydrogen chloride and nitric acid with sulfuric acid surfaces at stratospheric temperatures. *Geophys. Res. Lett.* **1988**, *15*, 847-850.
- Tolbert, M. A.; Rossi, M. J.; Malhotra, R.; Golden, D. M. Reaction of chlorine nitrate with hydrogen chloride and water at Antarctic stratospheric temperatures. *Science* **1987**, *238*, 1258-1260.
- Tolocka, M.; Saul, T. D.; Johnston, M. V. Reactive uptake of nitric acid into aqueous sodium chloride droplets using real-time single-particle mass spectrometry. *J. Phys. Chem. A* **2004**, *108*, 2659-2665, doi:10.1021/jp036612y.
- Tomas, A. E.; Villenave, E.; Lesclaux, R. Reactions of the HO₂ radical with CH₃CHO and CH₃C(O)O₂ in the gas phase. *J. Phys. Chem. A* **2001**, *105*, 3505-3514, doi:10.1021/jp003762p.

- Tong, S. R.; Wu, L. Y.; Ge, M. F.; Wang, W. G.; Pu, Z. F. Heterogeneous chemistry of monocarboxylic acids on α - Al_2O_3 at different relative humidities. *Atmos. Chem. Phys.* **2010**, *10*, 7561-7574, doi:10.5194/acp-10-7561-2010.
- Toniolo, A.; Granucci, G.; Inglese, S.; Persico, M. Theoretical study of the photodissociation dynamics of ClOOCl . *Phys. Chem. Chem. Phys.* **2001**, *3*, 4266-4279, doi:10.1039/b104044h.
- Toniolo, A.; Persico, M.; Pitea, D. Theoretical photoabsorption spectra of ClOOCl and Cl_2O . *J. Phys. Chem. A* **2000**, *104*, 7278-7283, doi:10.1021/jp001142i.
- Tonokura, K.; Matsumi, Y.; Kawasaki, M.; Kim, H. L.; Yabushita, S.; Fujimura, S.; Saito, K. Photodissociation of ICl at 235-248 nm. *J. Chem. Phys.* **1993**, *99*, 3461-3467.
- Tonokura, K.; Matsumi, Y.; Kawasaki, M.; Tasaki, S.; Bersohn, R. Photodissociation of hydrogen chloride at 157 and 193 nm: Angular distributions of hydrogen atoms and fine-structure branching ratios of chlorine atoms in the 2P_j levels. *J. Chem. Phys.* **1992**, *97*, 8210-8215.
- Toohey, D. W. Kinetic and Mechanistic Studies of Reactions of Bromine and Chlorine Species Important in the Earth's Stratosphere. Ph. D. Thesis, Harvard University, **1988**.
- Toohey, D. W.; Anderson, J. G. Formation of $\text{BrCl}(^3\Pi_0^+)$ in the reaction of BrO with ClO . *J. Phys. Chem.* **1988**, *92*, 1705-1708, doi:10.1021/j100318a002.
- Toohey, D. W.; Brune, W. H.; Anderson, J. G. Mechanism and kinetics of $\text{Br} + \text{HO}_2 \rightarrow \text{HBr} + \text{O}_2$ and $\text{Br} + \text{H}_2\text{O}_2 \rightarrow$ products over the temperature range 260-390 K. *J. Phys. Chem.* **1987**, *91*, 1215-1222, doi:10.1021/j100289a036.
- Toohey, D. W.; Brune, W. H.; Anderson, J. G. Rate constant for the reaction $\text{Br} + \text{O}_3 \rightarrow \text{BrO} + \text{O}_2$ from 248 to 418 K: Kinetics and mechanism. *Int. J. Chem. Kinet.* **1988**, *20*, 131-144.
- Toon, O.; Browell, E.; Gray, B.; Lait, L.; Livingston, J.; Newman, P.; Russell, R.; P., P.; Schoeberl, M.; Toon, G.; Traub, W.; Valero, F. P. J.; Selkirk, H.; Jordan, J. Heterogeneous reaction probabilities, solubilities, and the physical state of cold volcanic aerosols. *Science* **1993**, *261*, 1136-1140.
- Trainor, D. W.; von Rosenberg, C. W., Jr. Flash photolysis study of the gas phase recombination of hydroxyl radicals. *J. Chem. Phys.* **1974**, *61*, 1010-1015, doi:10.1063/1.1681968.
- Treacy, J.; El Hag, M.; O'Farrell, D.; Sidebottom, H. Reactions of ozone with unsaturated organic compounds. *Ber. Bunsenges. Phys. Chem.* **1992**, *96*, 422-427.
- Trevor, P. L.; Black, G.; Barker, J. R. Reaction rate constant for $\text{OH} + \text{HOONO}_2 \rightarrow$ products over the temperature range 246 to 324 K. *J. Phys. Chem.* **1982**, *86*, 1661-1669, doi:10.1021/j100206a035.
- Troe, J. "Modeling the temperature and pressure dependence of the reaction $\text{HO} + \text{CO} = \text{HOCO} = \text{H} + \text{CO}_2$ "; Twenty-Seventh Symposium (International) on Combustion, **1998**.
- Troe, J. Analysis of quantum yields for the photolysis of formaldehyde at $\lambda > 310$ nm. *J. Phys. Chem. A* **2007**, *111*, 3868-3874, doi:10.1021/jp066886w.
- Troe, J. Are primary quantum yields of NO_2 photolysis at $\lambda \leq 398$ nm smaller than unity? *Z. Phys. Chem.* **2000**, *214*, 573-581.
- Troe, J. Detailed modeling of the temperature and pressure dependence of the reaction $\text{H} + \text{O}_2 (+\text{M}) \rightarrow \text{HO}_2 (+\text{M})$. *Proc. Combust. Inst.* **2001**, *28*, 1463-1469.
- Troe, J. Theory of thermal unimolecular reactions at low pressures. I. Solutions of the master equation. *J. Chem. Phys.* **1977**, *66*, 4745-4757.
- Troe, J. Toward a quantitative analysis of association reactions in the atmosphere. *Chem. Rev.* **2003**, *104*, 4565-4576, doi:10.1021/cr020514b.
- Troe, J. Ultraviolettpektrum und reaktionen des HO_2 -radikals im thermischen zerfall von H_2O_2 . *Ber. Bunsenges. Phys. Chem.* **1969**, *73*, 946-952.
- Trogolo, D.; Arey, J. S. Benchmark thermochemistry of chloramines, bromamines, and bromochloramines: halogen oxidants stabilized by electron correlation. *Phys. Chem. Chem. Phys.* **2015**, *17*, 3584-3598, doi:10.1039/c4cp03987d.
- Trolier, M.; Mauldin, R. L., III; Ravishankara, A. R. Rate coefficient for the termolecular channel of the self-reaction of ClO . *J. Phys. Chem.* **1990**, *94*, 4896-4907.
- Trolier, M.; Wiesenfeld, J. R. Relative quantum yield of $\text{O}(^1D_2)$ following ozone photolysis between 275 and 325 nm. *J. Geophys. Res.* **1988**, *93*, 7119-7124.
- Tsalkani, N.; Mellouki, A.; Poulet, G.; Toupance, G.; Le Bras, G. Rate constant measurement for the reactions of OH and Cl with peroxyacetyl nitrate at 298 K. *J. Atmos. Chem.* **1988**, *7*, 409-419.
- Tsang, W. Heats of formation of organic free radicals by kinetic methods. In *Energetics of Free Radicals*; Simoes, J. A. M., Greenberg, A., Liebman, J. F., Eds.; Blackie Academic & Professional: London, **1996**; pp 22-58.
- Tschuikow-Roux, E.; Faraji, F.; Paddison, S.; Niedzielski, J.; Miyokawa, K. Kinetics of photochlorination of halogen (F, Cl, Br) substituted methanes. *J. Phys. Chem.* **1988**, *92*, 1488-1495, doi:10.1021/j100317a023.
- Tschuikow-Roux, E.; Paddison, S. Bond dissociation energies and radical heats of formation in CH_3Cl , CH_2Cl_2 , CH_3Br , CH_2Br_2 , CH_2FCl , and CHFCl_2 . *Int. J. Chem. Kinet.* **1987**, *19*, 15-24.

- Tschuikow-Roux, E.; Yano, T.; Niedzielski, J. Reactions of ground state chlorine atoms with fluorinated methanes and ethanes. *J. Chem. Phys.* **1985**, *82*, 65-74.
- Tsuchiya, K.; Kamiya, K.; Matsui, H. Studies on the oxidation mechanism of H₂S based on direct examination of the key reactions. *Int. J. Chem. Kinet.* **1997**, *29*, 57-66.
- Tuazon, E. C.; Atkinson, R. A product study of the gas-phase reaction of methyl vinyl ketone with the OH radical in the presence of NO_x. *Int. J. Chem. Kinet.* **1989**, *21*, 1141-1152, doi:10.1002/kin.550211207.
- Tuazon, E. C.; Atkinson, R. A product study of the gas-phase reaction of methacrolein with the OH radical in the presence of NO_x. *Int. J. Chem. Kinet.* **1990**, *22*, 591-602, doi:10.1002/kin.550220604.
- Tuazon, E. C.; Atkinson, R.; Aschmann, S. M.; Goodman, M. A.; Winer, A. M. Atmospheric reactions of chloroethenes with the OH radical. *Int. J. Chem. Kinet.* **1988**, *20*, 241-265.
- Tuazon, E. C.; Atkinson, R.; Corchnoy, S. B. Rate constants for the gas-phase reactions of Cl atoms with a series of hydrofluorocarbons and hydrochlorofluorocarbons at 298 ± 2 K. *Int. J. Chem. Kinet.* **1992**, *24*, 639-648.
- Tuazon, E. C.; Atkinson, R.; Plum, C. N.; Winer, A. M.; Pitts, J. N. The reaction of gas phase N₂O₅ with water vapor. *Geophys. Res. Lett.* **1983**, *10*, 953-956.
- Tuazon, E. C.; Carter, W. P. L.; Atkinson, R.; Pitts, J. N., Jr. The gas-phase reaction of hydrazine and ozone: A nonphotolytic source of OH radicals for measurement of relative OH radical rate constants. *Int. J. Chem. Kinet.* **1983**, *15*, 619-629.
- Tuazon, E. C.; Sanhueza, E.; Atkinson, R.; Carter, W. P. L.; Winer, A. M.; Pitts, J. N., Jr. Direct determination of the equilibrium constant at 298 K for the NO₂ + NO₃ ↔ N₂O₅ reactions. *J. Phys. Chem.* **1984**, *88*, 3095-3098, doi:10.1021/j150658a033.
- Tucceri, M. E.; Badenes, M. P.; Cobos, C. J. Ab initio and density functional theory study of the enthalpies of formation of F₂SO_x and FClSO_x (x=1, 2). *J. Fluorine Chem.* **2002**, *116*, 135-141.
- Tucceri, M. E.; Dillon, T. J.; Crowley, J. N. A laser photolysis-resonance fluorescence study of the reactions: I + O₃ → IO + O₂, O + I₂ → IO + I, and I + NO₂ + M → INO₂ + M at 298 K. *Phys. Chem. Chem. Phys.* **2005**, *10*, 1657-1663, doi:10.1039/b502844b.
- Tucceri, M. E.; Hölscher, D.; Rodriguez, A.; Dillon, T. J.; Crowley, J. N. Absorption cross section and photolysis of OIO. *Phys. Chem. Chem. Phys.* **2006**, *8*, 834-846, doi:10.1039/b512702e.
- Tuchler, M. F.; Schmidt, K. L.; Morgan, M. A CRDS approach to gas phase equilibrium constants: the case of N₂O₄ ↔ 2NO₂ at 283 K. *Chem. Phys. Lett.* **2005**, *401*, 393-399, doi:10.1016/j.cplett.2004.11.083.
- Tully, F. P. Laser photolysis/laser-induced fluorescence study of the reaction of hydroxyl radical with ethylene. *Chem. Phys. Lett.* **1983**, *96*, 148-153.
- Tully, F. P.; Droege, A. T.; Koszykowski, M. L.; Melius, C. F. Hydrogen-atom abstraction from alkanes by OH. 2. Ethane. *J. Phys. Chem.* **1986**, *90*, 691-698, doi:10.1021/j100276a042.
- Tully, F. P.; Goldsmith, J. E. M. Kinetic study of the hydroxyl radical-propene reaction. *Chem. Phys. Lett.* **1985**, *116*, 345-352, doi:10.1016/0009-2614(85)80182-2.
- Tully, F. P.; Ravishankara, A. R. Flash photolysis-resonance fluorescence kinetic study of the reactions OH + H₂ → H₂O + H and OH + CH₄ → H₂O + CH₃ from 298 to 1020 K. *J. Phys. Chem.* **1980**, *84*, 3126-3130, doi:10.1021/j100460a031.
- Tully, F. P.; Ravishankara, A. R.; Carr, K. Kinetic study of the reactions of the hydroxyl radical with ethane and propane. *Int. J. Chem. Kinet.* **1983**, *15*, 1111-1118.
- Turatti, F.; Griffith, D. W. T.; Wilson, S. R.; Esler, M. B.; Rahn, T.; Zhang, H.; Blake, G. A. Positionally dependent ¹⁵N fractionation factors in the UV photolysis of N₂O determined by high resolution FTIR spectroscopy. *Geophys. Res. Lett.* **2000**, *27*, 2489-2492.
- Turnipseed, A. A.; Baron, S. B.; Ravishankara, A. R. Observation of CH₃S addition to O₂ in the gas phase. *J. Phys. Chem.* **1992**, *96*, 7502-7505.
- Turnipseed, A. A.; Barone, S. B.; Jensen, N. R.; Hanson, D. R.; Howard, C. J.; Ravishankara, A. R. Kinetics of the reactions of CF₃O radicals with CO and H₂O. *J. Phys. Chem.* **1995**, *99*, 6000-6009.
- Turnipseed, A. A.; Barone, S. B.; Ravishankara, A. R. Kinetics of the reactions of CF₃O_x radicals with NO, O₃, and O₂. *J. Phys. Chem.* **1994**, *98*, 4594-4601.
- Turnipseed, A. A.; Barone, S. B.; Ravishankara, A. R. Observation of CH₃S addition to O₂ in the gas phase. *J. Phys. Chem.* **1992**, *96*, 7502-7505.
- Turnipseed, A. A.; Barone, S. B.; Ravishankara, A. R. Reaction of OH with dimethyl sulfide. 2. Products and mechanisms. *J. Phys. Chem.* **1996**, *100*, 14703-14713.
- Turnipseed, A. A.; Barone, S. B.; Ravishankara, A. R. Reactions of CH₃S and CH₃SOO with O₃, NO₂, and NO. *J. Phys. Chem.* **1993**, *97*, 5926-5934.
- Turnipseed, A. A.; Birks, J. W. Kinetics of the reaction of molecular fluorine with dimethyl sulfide. *J. Phys. Chem.* **1991**, *95*, 6569-6574.
- Turnipseed, A. A.; Birks, J. W.; Calvert, J. G. Kinetics and temperature dependence of the BrO + ClO reaction. *J. Phys. Chem.* **1991**, *95*, 4356-4364.

- Turnipseed, A. A.; Birks, J. W.; Calvert, J. G. Kinetics of the BrO + BrO reaction. *J. Phys. Chem.* **1990**, *94*, 7477-7482.
- Turnipseed, A. A.; Gilles, M. K.; Burkholder, J. B.; Ravishankara, A. R. LIF detection of IO and the rate coefficients for I + O₃ and IO + NO reactions. *Chem. Phys. Lett.* **1995**, *242*, 427-434, doi:10.1016/0009-2614(95)00774-X.
- Turnipseed, A. A.; Gilles, M. K.; Burkholder, J. B.; Ravishankara, A. R. Kinetics of the IO radical. 1. Reaction of IO with ClO. *J. Phys. Chem. A* **1997**, *101*, 5517-5525, doi:10.1021/jp970914g.
- Turnipseed, A. A.; Vaghjiani, G. L.; Gierczak, T.; Thompson, J. E.; Ravishankara, A. R. The photochemistry of ozone at 193 and 222 nm. *J. Chem. Phys.* **1991**, *95*, 3244-3251.
- Turnipseed, A. A.; Vaghjiani, G. L.; Thompson, J. E.; Ravishankara, A. R. Photodissociation of HNO₃ at 193, 222, and 248 nm: Products and quantum yields. *J. Chem. Phys.* **1992**, *96*, 5887-5895.
- Tyler, S. C.; Ajie, H. O.; Rice, A. L.; Cicerone, R. J. Experimentally determined kinetic isotope effects in the reaction of CH₄ with Cl: Implications for atmospheric CH₄. *Geophys. Res. Lett.* **2000**, *27*, 1715-1718.
- Tyndall, G. R. S.; Orlando, J. J.; Wallington, T. J.; Hurley, M. D.; Goto, M.; Kawasaki, M. Mechanism of the reaction of OH radicals with acetone and acetaldehyde at 251 and 296 K. *Phys. Chem. Chem. Phys.* **2002**, *4*, 2189-2193, doi:10.1039/b111195g.
- Tyndall, G. S.; Burrows, J. P.; Schneider, W.; Moortgat, G. K. Rate coefficient for the reaction between NO₃ radicals and dimethyl sulphide. *Chem. Phys. Lett.* **1986**, *130*, 463-466.
- Tyndall, G. S.; Cox, R. A.; Granier, C.; Lesclaux, R.; Moortgat, G. K.; Pilling, M. J.; Ravishankara, A. R.; Wallington, T. J. Atmospheric chemistry of small organic peroxy radicals. *J. Geophys. Res.* **2001**, *106*, 12157-12182.
- Tyndall, G. S.; Kegley-Owen, C. S.; Orlando, J. J.; Calvert, J. G. Quantum yields for Cl(²P_{3/2,1/2}), ClO and O(³P) in the photolysis of chlorine nitrate at 308 nm. *J. Chem. Soc. Faraday Trans.* **1997**, *93*, 2675-2682.
- Tyndall, G. S.; Kegley-Owen, C. S.; Orlando, J. J.; Fried, A. Tunable diode laser study of the reaction OH + ClO → HCl + O₂. *J. Phys. Chem. A* **2002**, *106*, 1567-1575, doi:10.1021/jp013410y.
- Tyndall, G. S.; Orlando, J. J.; Calvert, J. G. Upper limit for the rate coefficient for the reaction HO₂ + NO₂ → HONO + O₂. *Environ. Sci. Technol.* **1995**, *29*, 202-206, doi:10.1021/es00001a026.
- Tyndall, G. S.; Orlando, J. J.; Cantrell, C. A.; Shetter, R. E.; Calvert, J. G. Rate coefficient for the reaction NO + NO₃ → 2NO₂ between 223 and 400 K. *J. Phys. Chem.* **1991**, *95*, 4381-4386.
- Tyndall, G. S.; Orlando, J. J.; Kegley-Owen, C. S.; Wallington, T. J.; Hurley, M. D. Rate coefficients for the reactions of chlorine atoms with methanol and acetaldehyde. *Int. J. Chem. Kinet.* **1999**, *31*, 776-784.
- Tyndall, G. S.; Orlando, J. J.; Nickerson, K. E.; Cantrell, C. A.; Calvert, J. G. An upper limit for the rate coefficient of the reaction of NH₂ radicals with O₂ using FTIR product analysis. *J. Geophys. Res.* **1991**, *96*, 20761-20768.
- Tyndall, G. S.; Orlando, J. J.; Wallington, T. J.; Dill, M.; Kaiser, E. W. Kinetics and mechanisms of the reactions of chlorine atoms with ethane, propane, and n-butane. *Int. J. Chem. Kinet.* **1997**, *29*, 43-55.
- Tyndall, G. S.; Orlando, J. J.; Wallington, T. J.; Hurley, M. D. Products of the chlorine-atom- and hydroxyl-radical-initiated oxidation of CH₃CN. *J. Phys. Chem. A* **2001**, *105*, 5380-5384, doi:10.1021/jp004318p.
- Tyndall, G. S.; Orlando, J. J.; Wallington, T. J.; Sehested, J.; Nielsen, O. J. Kinetics of the reactions of acetonitrile with chlorine and fluorine atoms. *J. Phys. Chem.* **1996**, *100*, 660-668, doi:10.1021/jp9521417.
- Tyndall, G. S.; Ravishankara, A. R. Atmospheric oxidation of reduced sulfur species. *Int. J. Chem. Kinet.* **1991**, *23*, 483-527.
- Tyndall, G. S.; Ravishankara, A. R. Kinetics and mechanism of the reactions of CH₃S with O₂ and NO₂ at 298 K. *J. Phys. Chem.* **1989**, *93*, 2426-2435.
- Tyndall, G. S.; Ravishankara, A. R. Kinetics of the reaction of CH₃S with O₃ at 298 K. *J. Phys. Chem.* **1989**, *93*, 4707-4710.
- Tyndall, G. S.; Stafelbach, T. A.; Orlando, J. J.; Calvert, J. G. Rate coefficients for reactions of OH radicals with methylglyoxal and acetaldehyde. *Int. J. Chem. Kinet.* **1995**, *27*, 1009-1020.
- Tyndall, G. S.; Stedman, K. M.; Schneider, W.; Burrows, J. P.; Moortgat, G. K. The absorption spectrum of ClNO between 190 and 350 nm. *J. Photochem.* **1987**, *36*, 133-139.
- Tyndall, G. S.; Wallington, T. J.; Ball, J. C. FTIR product study of the reactions CH₃O₂ + CH₃O₂ and CH₃O₂ + O₃. *J. Phys. Chem. A* **1998**, *102*, 2547-2554.
- Tyndall, G. S.; Wallington, T. J.; Potts, A. R. Product study of the reaction of Cl atoms with HCOOH. *Chem. Phys. Lett.* **1991**, *186*, 149-153.
- Tzeng, W. B.; Lee, Y. R.; Lin, S. M. Photodissociation of CH₂BrCl at 248 and 193 nm investigated by translational spectroscopy. *Chem. Phys. Lett.* **1994**, *227*, 467-471.

- Ullerstam, M.; Abbatt, J. P. D. Burial of gas-phase HNO₃ by growing ice surfaces under tropospheric conditions. *Phys. Chem. Chem. Phys.* **2005**, *7*, 3596-3600, doi:10.1039/b507797d.
- Ullerstam, M.; Thornberry, T.; Abbatt, J. P. D. Uptake of gas-phase nitric acid to ice at low partial pressures: evidence for unsaturated surface coverage. *Faraday Discuss.* **2005**, *130*, 211-226, doi:10.1039/b417418f.
- Ulrich, T.; Ammann, M.; Leutwyler, S.; Bartels-Rausch, T. The adsorption of peroxyxynitric acid on ice between 230 K and 253 K. *Atmos. Chem. Phys.* **2012**, *12*, 1833-1845, doi:10.5194/acp-12-1833-2012.
- Uma, S.; Das, P. K. Dynamics of I*(²P_{1/2}) production in the ultraviolet photodissociation of alkyl iodides. *Can. J. Chem.* **1994**, *72*, 865-869.
- Uma, S.; Das, P. K. I* production from *n*-alkyl iodides at 222 nm. *Chem. Phys. Lett.* **1995**, *241*, 335-338.
- Uma, S.; Das, P. K. Production of I*(²P_{1/2}) in the ultraviolet photodissociation of α -branched alkyl iodides. *J. Chem. Phys.* **1996**, *104*, 4470-4474.
- Underwood, G. M.; Li, P.; Al-Abadleh, H. A.; Grassian, V. H. A Knudsen cell study of the heterogeneous reactivity of nitric acid on oxide and mineral dust particles. *J. Phys. Chem. A* **2001**, *105*, 6609-6620, doi:10.1021/jp002223h.
- Underwood, G. M.; Li, P.; Usher, C. R.; Grassian, V. H. Determining accurate kinetic parameters of potentially important heterogeneous atmospheric reactions on solid particle surfaces with a Knudsen cell reactor. *J. Phys. Chem. A* **2000**, *104*, 819-829, doi:10.1021/jp9930292.
- Underwood, G. M.; Miller, T. M.; Grassian, V. H. Transmission FT-IR and Knudsen cell study of the heterogeneous reactivity of gaseous nitrogen dioxide on mineral oxide particles. *J. Phys. Chem. A* **1999**, *103*, 6184-6190.
- Underwood, G. M.; Song, C. H.; Phadnis, M.; Carmichael, G. R.; Grassian, V. H. Heterogeneous reactions of NO₂ and HNO₃ on oxides and mineral dust: A combined laboratory and modeling study. *J. Geophys. Res.* **2001**, *106*, 18055-18066.
- Ung, A. Y.-M. The photolysis of water vapor at 1470 Å. H₂ production in the primary process. *Chem. Phys. Lett.* **1974**, *28*, 603-607.
- Urbanski, S. P.; Stickel, R. E.; Zhao, Z.; Wine, P. H. Mechanistic and kinetic study of formaldehyde production in the atmospheric oxidation of dimethyl sulfide. *J. Chem. Soc. Faraday Trans.* **1997**, *93*, 2813-2819.
- Urbanski, S. P.; Wine, P. H. Spectroscopic and kinetic study of the Cl-S(CH₃)₂ adduct. *J. Phys. Chem. A* **1999**, *103*, 10935-10944.
- Urbanski; Stickel, R. E.; Wine, P. H. Mechanistic and kinetic study of the gas-phase reaction of hydroxyl radical with dimethyl sulfoxide. *J. Phys. Chem. A* **1998**, *102*, 10522-10529.
- Urey, H. C.; Dawsey, L. H.; Rice, F. O. The absorption spectrum and decomposition of hydrogen peroxide by light. *J. Am. Chem. Soc.* **1929**, *51*, 1371-1383.
- Usher, C. R.; Al-Hosney, H.; Carlos-Cuellar, S.; Grassian, V. H. A laboratory study of the heterogeneous uptake and oxidation of sulfur dioxide on mineral dust particles. *J. Geophys. Res.* **2002**, *107*, 4713, doi:10.1029/2002JD002051.
- Usher, C. R.; Michel, A. E.; Stec, D.; Grassian, V. H. Laboratory studies of ozone uptake on processed mineral dust. *Atmos. Environ.* **2003**, *37*, 5337-5347, doi:10.1016/j.atmosenv.2003.09.014.
- Uthman, A. P.; Demlein, P. J.; Allston, T. D.; Withiam, M. C.; McClements, M. J.; Takacs, G. A. Photoabsorption spectra of gaseous methyl bromide, ethylene dibromide, nitrosyl bromide, thionyl chloride, and sulfur chloride. *J. Phys. Chem.* **1978**, *82*, 2252-2257.
- Utter, R. G.; Burkholder, J. B.; Howard, C. J.; Ravishankara, A. R. Measurement of the mass accommodation coefficient of ozone on aqueous surfaces. *J. Phys. Chem.* **1992**, *96*, 4973-4979.

V

[Back to Index](#)

- Vaghjiani, G. CH₃SH ultraviolet absorption cross sections in the region 192.5-309.5 nm and photodecomposition at 222 and 193 nm and 296 K. *J. Chem. Phys.* **1993**, *99*, 5936-5943.
- Vaghjiani, G. L.; Ravishankara, A. R. Absorption cross sections of CH₃OOH, H₂O₂, and D₂O₂ vapors between 210 and 365 nm at 297 K. *J. Geophys. Res.* **1989**, *94*, 3487-3492.
- Vaghjiani, G. L.; Ravishankara, A. R. Kinetics and mechanism of OH reaction with CH₃OOH. *J. Phys. Chem.* **1989**, *93*, 1948-1959, doi:10.1021/j100342a050.
- Vaghjiani, G. L.; Ravishankara, A. R. New measurement of the rate coefficient for the reaction of OH with methane. *Nature* **1991**, *350*, 406-409.
- Vaghjiani, G. L.; Ravishankara, A. R. Photodissociation of H₂O₂ and CH₃OOH at 248 nm and 298 K: Quantum yields for OH, O(³P) and H(²S). *J. Chem. Phys.* **1990**, *92*, 996-1003.
- Vaghjiani, G. L.; Ravishankara, A. R.; Cohen, N. Reactions of OH and OD with H₂O₂ and D₂O₂. *J. Phys. Chem.* **1989**, *93*, 7833-7837.
- Vaghjiani, G. L.; Turnipseed, A. A.; Warren, R. F.; Ravishankara, A. R. Photodissociation of H₂O₂ at 193 and 222 nm: Products and quantum yields. *J. Chem. Phys.* **1992**, *96*, 5878-5886.

- Vaida, V.; Solomon, S.; Richard, E. C.; Rühl, E.; Jefferson, A. Photoisomerization of OCIO: a possible mechanism for polar ozone depletion. *Nature* **1989**, *342*, 405-408.
- Vakhtin, A. B.; Lee, S.; Heard, D. E.; Smith, I. W. M.; Leone, S. R. Low-temperature kinetics of reactions of the OH radical with propene and 1-butene studied by a pulsed laval nozzle apparatus combined with laser-induced fluorescence. *J. Phys. Chem. A* **2001**, *105*, 7889-7895, doi:10.1021/jp010809d.
- Vakhtin, A. B.; McCabe, D. C.; Ravishankara, A. R.; Leone, S. R. Low-temperature kinetics of the reaction of the OH radical with hydrogen peroxide. *J. Phys. Chem. A* **2003**, *17*, 10642-10647, doi:10.1021/jp030424q.
- Vakhtin, A. B.; Murphy, J. E.; Leone, S. R. Low-temperature kinetics of reactions of OH radical with ethene, propene, and 1-butene. *J. Phys. Chem. A* **2003**, *107*, 10055-10062, doi:10.1021/jp030230a.
- van den Bergh, H. E.; Callear, A. B. Spectroscopic measurement of the rate of the gas-phase combination of methyl radicals with nitric oxide and oxygen at 295 K. *Trans. Faraday Soc.* **1971**, *67*, 2017-2024.
- van den Bergh, H.; Benoit-Guyot, N.; Troe, J. Collisional energy transfer in the reactions $I + NO + M \rightarrow INO + M$ and $I + NO_2 + M \rightarrow INO_2 + M$. *Int. J. Chem. Kinet.* **1977**, *9*, 223-234.
- van den Bergh, H.; Troe, J. Kinetic and thermodynamic properties of INO and INO₂ intermediate complexes in iodine recombination. *J. Chem. Phys.* **1976**, *64*, 736-742, doi:10.1063/1.432220.
- Van Dingenen, R.; Raes, F. Determination of the condensation accommodation coefficient of sulfuric acid on water-sulfuric acid aerosol. *Aerosol Sci. Technol.* **1991**, *15*, 93-106, doi:10.1080/02786829108959516.
- Van Doren, J. M.; Watson, L. R.; Davidovits, P.; Worsnop, D. R.; Zahniser, M. S.; Kolb, C. E. Uptake of N₂O₅ and HNO₃ by aqueous sulfuric acid droplets. *J. Phys. Chem.* **1991**, *95*, 1684-1689.
- Van Doren, J. M.; Watson, L. R.; Davidovits, P.; Worsnop, D. R.; Zahniser, M. S.; Kolb, C. E. Temperature dependence of the uptake coefficients of HNO₃, HCl, and N₂O₅ by water droplets. *J. Phys. Chem.* **1990**, *94*, 3265-3269.
- Van Doren, J. M.; Watson, L. R.; Davidovits, P.; Worsnop, D. R.; Zahniser, M. S.; Kolb, C. E. Uptake of N₂O₅ and HNO₃ by aqueous sulfuric acid droplets. *J. Phys. Chem.* **1991**, *95*, 1684-1689.
- Van Loon, L.; Allen, H. C. Uptake and surface reaction of methanol by sulfuric acid solutions investigated by vibrational sum frequency generation and Raman spectroscopies. *J. Phys. Chem. A* **2008**, *112*, 7873 (7878), doi:10.1021/jp712134s.
- Vandaele, A. C.; Hermans, C.; Fally, S.; Carleer, M.; Colin, R.; Mérienne, M.-F.; Jenouvrier, A.; Coquart, B. High-resolution Fourier transform measurement of the NO₂ visible and near-infrared absorption cross sections: Temperature and pressure effects. *J. Geophys. Res.* **2002**, *107*, 4384, doi:10.1029/2001JD000971.
- Vandaele, A. C.; Hermans, C.; Fally, S.; Carleer, M.; Merienne, M.-F. Absorption cross-sections of NO₂: simulation of temperature and pressure effects. *J. Quant. Spectrosc. Radiat. Transfer* **2003**, *76*, 373-391.
- Vandaele, A. C.; Hermans, C.; Simon, P. C.; Van Roozendaal, M.; Guilmoit, J. M.; Carleer, M.; Colin, R. Fourier transform measurement of NO₂ absorption cross-section in the visible range at room temperature. *J. Atmos. Chem.* **1966**, *25*, 289-305.
- Vandaele, A. C.; Hermans, D.; Simon, P. C.; Carleer, M.; Colin, R.; Fally, S.; Merienne, M.-F.; Jenouvrier, A.; Coquart, B. Measurements of the NO₂ absorption cross-section from 42000 cm⁻¹ to 10000 cm⁻¹ (238-1000 nm) at 220 K and 294 K. *J. Quant. Spectrosc. Radiat. Transfer* **1998**, *59*, 171-184.
- Vandaele, A. C.; Simon, P. C.; Guilmoit, J. M.; Carleer, M.; Colin, R. SO₂ absorption cross section measurement in the UV using a Fourier transform spectrometer. *J. Geophys. Res.* **1994**, *99*, 25599-25605.
- Vandenberk, S.; Peeters, J. The reaction of acetaldehyde and propionaldehyde with hydroxyl radicals: experimental determination of the primary H₂O yield at room temperature. *J. Photochem. Photobiol. A: Chem.* **2003**, *157*, 269-274, doi:10.1016/S1010-6030(03)00063-7.
- Vandenberk, S.; Vereecken, L.; Peeters, J. The acetic acid forming channel in the acetone plus OH reaction: A combined experimental and theoretical investigation. *Phys. Chem. Chem. Phys.* **2002**, *4*, 461-466, doi:10.1039/b108161f.
- Vanderzanden, J. W.; Birks, J. W. Formation of oxygen atoms in the reaction of chlorine atoms with ozone. *Chem. Phys. Lett.* **1982**, *88*, 109-114.
- Vandresen, S.; Resende, S. M. The atmospheric reaction between DMSO and the chlorine radical. *J. Phys. Chem. A* **2004**, *108*, 2284-2289, doi:10.1021/jp036906j.
- Vanlaethem-Meurée, N.; Wisemberg, J.; Simon, P. C. Absorption des chlorométhanés dans l'ultraviolet: mesures des sections efficaces d'absorption en fonction de la température. *Bull. Acad. Roy. Belgique Cl. Sci.* **1978**, *64*, 31-41.
- Vanlaethem-Meurée, N.; Wisemberg, J.; Simon, P. C. Influence de la température sur les sections efficaces d'absorption des chlorofluorométhanés dans l'ultraviolet. *Bull. Acad. Roy. Belgique Cl. Sci.* **1978**, *64*, 42-51.
- Vanlaethem-Meurée, N.; Wisemberg, J.; Simon, P. C. Ultraviolet absorption spectrum of methylchloroform in the vapor phase. *Geophys. Res. Lett.* **1979**, *6*, 451-454.

- Vasiliu, M.; Li, S. G.; Peterson, K. A.; Feller, D.; Gole, J. L.; Dixon, D. A. Structures and heats of formation of simple alkali metal compounds: Hydrides, chlorides, fluorides, hydroxides and oxides for Li, Na and K. *J. Phys. Chem. A* **2010**, *114*, 4272-4281, doi:10.1021/jp911735c.
- Vassy, A.; Vassy, E. Effect of temperature on the absorption spectrum of ozone: Chappuis Bands. *J. Chem. Phys.* **1948**, *16*, 1163-1164.
- Vasudev, R. Absorption spectrum and solar photodissociation of gaseous nitrous acid in the actinic wavelength region. *Geophys. Res. Lett.* **1990**, *17*, 2153-2155.
- Vasvári, G.; Szilágyi, I.; Bencsura, A.; Dóbe, S.; Bérces, T.; Henon, E.; Canneaux, S.; Bohr, F. Reaction and complex formation between OH radical and acetone. *Phys. Chem. Chem. Phys.* **2001**, *3*, 551-555, doi:10.1039/b009601f.
- Vatsa, R. K.; Kumar, A.; Naik, P. D.; Rama Rao, K. V. S.; Mittal, J. P. UV absorption spectrum and decay kinetics of CF₂Br in CO₂ laser-induced photodissociation of CF₂Br₂. *Chem. Phys. Lett.* **1993**, *207*, 75-80.
- Vatsa, R. K.; Volpp, H.-R. Absorption cross-sections for some atmospherically important molecules at the H atom Lyman- α wavelength (121.567 nm). *Chem. Phys. Lett.* **2001**, *340*, 289-295.
- Vattulainen, J.; Wallenius, L.; Stenberg, J.; Hernberg, R.; Linna, V. Experimental determination of SO₂, C₂H₂, and O₂ UV absorption cross sections at elevated temperatures and pressures. *Appl. Spectrosc.* **1997**, *57*, 1311-1315.
- Ventura, O. N.; Kieninger, M.; Denis, P. A. Density functional computational thermochemistry: Determination of the enthalpy of formation of methanethial-S,S-dioxide (sulfene). *J. Phys. Chem. A* **2003**, *107*, 518-521, doi:10.1021/jp021661g.
- Vereecken, L.; Harder, H.; Novelli, A. The reaction of Criegee intermediates with NO, RO₂, and SO₂, and their fate in the atmosphere. *Phys. Chem. Chem. Phys.* **2012**, *14*, 14682-14695, doi:10.1039/c2cp42300f.
- Vereecken, L.; Harder, H.; Novelli, A. The reactions of Criegee intermediates with alkenes, ozone, and carbonyl oxides. *Phys. Chem. Chem. Phys.* **2014**, *16*, 4039-4049, doi:10.1039/c3cp54514h.
- Verhees, P. W. C.; Adema, E. H. The NO₂-O₃ system at sub-ppm concentrations: Influence of temperature and relative humidity. *J. Atmos. Chem.* **1985**, *2*, 387-403.
- Vésine, E.; Mellouki, A. UV absorption cross sections for a series of formates. *J. Chim. Phys.* **1997**, *94*, 1634-1641.
- Vesley, G. F.; Leermakers, P. A. The photochemistry of α -keto acids and α -keto esters. III. Photolysis of pyruvic acid in the vapor phase. *J. Phys. Chem.* **1964**, *68*, 2364-2366, doi:10.1021/j100790a507.
- Vetter, R.; Ritschel, T.; Züllicke, L. Theoretical study of the low-lying electronically excited states of OBrO. *J. Phys. Chem. A* **2003**, *107*, 1405-1412, doi:10.1021/jp021952p.
- Veyret, B.; Lesclaux, R. Absolute rate constants for the reactions of HCO with O₂ and NO from 298 to 503 K. *J. Phys. Chem.* **1981**, *85*, 1918-1922, doi:10.1021/j150613a028.
- Veyret, B.; Lesclaux, R.; Rayez, M.-T.; Rayez, J.-C.; Cox, R. A.; Moortgat, G. K. Kinetics and mechanism of the photooxidation of formaldehyde. 1. Flash photolysis study. *J. Phys. Chem.* **1989**, *93*, 2368-2374, doi:10.1021/j100343a033.
- Veyret, B.; Rayez, J. C.; Lesclaux, R. Mechanism of the photooxidation of formaldehyde studied by flash photolysis of CH₂O-O₂-NO mixtures. *J. Phys. Chem.* **1982**, *86*, 3424-3430, doi:10.1021/j100214a032.
- Viallon, J.; Lee, S.; Moussay, P.; Tworek, K.; Petersen, M.; Wielgosz, R. I. Accurate measurements of ozone absorption cross-sections in the Hartley band. *Atmos. Meas. Tech.* **2015**, *8*, 1245-1257, doi:10.5194/amt-8-1245-2015.
- Vicente, A.; Antunes, R.; Almeida, D.; Franco, I. J. A.; Hoffmann, S. V.; Mason, N. J.; Eden, S.; Dufлот, D.; Canneaux, S.; Delwiche, J.; Hubin-Franskin, M.-J.; Limão-Vieira, P. Photoabsorption measurements and theoretical calculations of the electronic state spectroscopy of propionic, butyric, and valeric acids. *Phys. Chem. Chem. Phys.* **2009**, *11*, 5729-5741, doi:10.1039/b823500g.
- Viggiano, A. A.; Davidson, J. A.; Fehsenfeld, F. C.; Ferguson, E. E. Rate constants for the collisional dissociation of N₂O₅ by N₂. *J. Chem. Phys.* **1981**, *74*, 6113-6125.
- Vigroux, E. Coefficients d'absorption de l'ozone dans la bande de Hartley. *Ann. Geophys.* **1969**, *25*, 169-172.
- Vigroux, E. Contribution a l'étude expérimentale de l'absorption de l'ozone. *Ann. Phys.* **1953**, *8*, 709-762.
- Vigroux, E. Physique de l'atmosphère. - Détermination des coefficients moyens d'absorption de l'ozone pour le spectrometre Dobson. Note. *C. R. Acad. Sci. Paris* **1967**, *264*, 1290-1291.
- Villalta, P. W.; Lovejoy, E. R.; Hanson, D. R. Reaction probability of peroxyacetyl radical on aqueous surfaces. *Geophys. Res. Lett.* **1996**, *23*, 1765-1768.
- Villano, S. M.; Eyet, N.; Wren, S. W.; Ellison, G. B.; Bierbaum, V. M.; Lineberger, W. C. Photoelectron spectroscopy and thermochemistry of the peroxyformate anion. *J. Phys. Chem. A* **2010**, *114*, 191-200, doi:10.1021/jp907569w.
- Villenave, E.; Lesclaux, R. Kinetics of the cross reactions of CH₃O₂ and C₂H₅O₂ radicals with selected peroxy radicals. *J. Phys. Chem.* **1996**, *100*, 14372-14382, doi:10.1021/jp960765m.

- Villeneuve, E.; Morozov, I.; Lesclaux, R. Kinetics of the self-reactions of peroxy radicals arising from chlorine-initiated oxidation of chloroethenes. *J. Phys. Chem. A* **2000**, *104*, 9933-9940, doi:10.1021/jp001704y.
- Villeneuve, E.; Orkin, V. L.; Huie, R. E.; Kurylo, M. J. Rate constant for the reaction of OH radicals with dichloromethane. *J. Phys. Chem. A* **1997**, *101*, 8513-8517.
- Vimal, D.; Stevens, P. S. Experimental and theoretical studies of the kinetics of the reactions of OH radicals with acetic acid, acetic acid-*d*₃ and acetic acid-*d*₄ at low pressure. *J. Phys. Chem. A* **2006**, *110*, 11509-11516, doi:10.1021/jp063224y.
- Vinckier, C.; Dumoulin, A.; DeJaegere, S. Kinetic study of the Na + O₂ + He reaction in the temperature range 392-777 K. *J. Chem. Soc. Faraday Trans.* **1991**, *87*, 1075-1081.
- Vinckier, C.; Schaekers, M.; Peeters, J. The ketyl radical in the oxidation of ethyne by atomic oxygen at 300-600 K. *J. Phys. Chem.* **1985**, *89*, 508-512, doi:10.1021/j100249a028.
- Viskolcz, B.; Berces, T. Enthalpy of formation of selected carbonyl radicals from theory and comparison with experiment. *Phys. Chem. Chem. Phys.* **2000**, *2*, 5430-6436, doi:10.1039/b004548i.
- Vitenberg, A. G.; Ioffe, B. V.; Dimitrova, Z. S.; Butaeva, I. L. Determination of gas-liquid partition coefficients by means of gas chromatographic analysis. *J. Chromatog.* **1975**, *112*, 319-327.
- Vogt, R.; Elliott, C.; Allen, H. C.; Laux, J. M.; Hemminger, J. C.; Finlayson-Pitts, B. J. Some new laboratory approaches to studying tropospheric heterogeneous reactions. *Atmos. Environ.* **1996**, *30*, 1729-1737.
- Vogt, R.; Finlayson-Pitts, B. A diffuse reflectance infrared Fourier transform spectroscopic (DRIFTS) study of the surface reaction of NaCl with gaseous NO₂ and HNO₃. *J. Phys. Chem.* **1994**, *98*, 3747-3755, doi:10.1021/j100065a033.
- Vogt, R.; Finlayson-Pitts, B. F. Tropospheric HONO and reactions of oxides of nitrogen with NaCl. *Geophys. Res. Lett.* **1994**, *21*, 2291-2294.
- Vogt, R.; Finlayson-Pitts, B. J. Errata. *J. Phys. Chem.* **1995**, *99*, 13052, doi:10.1021/j100034a057.
- Vogt, R.; Schindler, R. N. A gas kinetic study of the reaction of HOCl with F-, Cl-, and H-atoms at room temperature. *Ber. Bunsenges. Phys. Chem.* **1993**, *97*, 819-829.
- Vogt, R.; Schindler, R. N. Air Pollution Report 34, **1990**; pp 167-171.
- Vogt, R.; Schindler, R. N. Product channels in the photolysis of HOCl. *J. Photochem. Photobiol. A: Chem.* **1992**, *66*, 133-140.
- Vöhringer-Martinez, E.; Hansmann, B.; Hernandez, H.; Francisco, J. S.; Troe, J.; Abel, B. Water catalysis of a radical-molecule gas-phase reaction. *Science* **2007**, *315*, 497-501, doi:10.1126/science.1134494.
- Voigt, S.; Orphal, J.; Bogumil, K.; Burrows, J. P. The temperature dependence (203-293 K) of the absorption cross sections of O₃ in the 230-850 nm region measured by Fourier-transform spectroscopy. *J. Photochem. Photobiol. A: Chem.* **2001**, *143*, 1-9.
- Voigt, S.; Orphal, J.; Burrows, J. P. The temperature and pressure dependence of the absorption cross-sections of NO₂ in the 250-800 nm region measured by Fourier-transform spectroscopy. *J. Photochem. Photobiol. A: Chem.* **2002**, *149*, 1-7.
- Voigtländer, J.; Stratmann, F.; Niedermeier, D.; Wex, H.; Kiselev, A. Mass accommodation coefficient of water: A combined computational fluid dynamics and experimental data analysis. *J. Geophys. Res.* **2007**, *112*, D20208, doi:10.1029/2007JD008604.
- Volkamer, R.; Spietz, P.; Burrows, J. P.; Platt, U. High-resolution absorption cross-sections of glyoxal in the UV-vis and IR spectral ranges. *J. Photochem. Photobiol. A: Chem.* **2005**, *172*, 35-36, doi:10.1016/j.jphotochem.2004.11.011.
- von Ahsen, S.; Wilner, H.; Francisco, J. S. Thermal decomposition of peroxy acetyl nitrate CH₃C(O)OONO₂. *J. Chem. Phys.* **2004**, *121*, 2048-2057, doi:10.1063/1.1767813.
- von Ellenrieder, G.; Castellano, E.; Schumacher, H. J. The kinetics and the mechanism of the photochemical decomposition of ozone with light of 2537 Å wavelength. *Chem. Phys. Lett.* **1971**, *9*, 152-156.
- von Hessberg, P.; Kaiser, J.; Enghoff, M. B.; McLinden, C. A.; Sorensen, S. L.; Rockmann, T.; Johnson, M. S. Ultra-violet absorption cross sections of isotopically substituted nitrous oxide species: ¹⁴N¹⁴NO, ¹⁵N¹⁴NO, ¹⁴N¹⁵NO and ¹⁵N¹⁵NO. *Atmos. Chem. Phys.* **2004**, *4*, 1237-1253.
- von Hessberg, P.; Pouvesle, N.; Winkler, A. K.; Schuster, G.; Crowley, J. N. Interaction of formic and acetic acid with ice surfaces between 187 and 227 K. Investigation of single species- and competitive adsorption. *Phys. Chem. Chem. Phys.* **2008**, *10*, 2345-2355, doi:10.1039/b800831k.
- von Hobe, M.; Grooss, J. U.; Müller, R.; Hrechanyy, S.; Winkler, U.; Stroh, F. A re-evaluation of the ClO/Cl₂O₂ equilibrium constant based on stratospheric in-situ observations. *Atmos. Chem. Phys.* **2005**, *5*, 693-702.
- von Hobe, M.; Stroh, F.; Beckers, H.; Benter, T.; Willner, H. The UV/Vis absorption spectrum of matrix-isolated dichlorine peroxide, ClOOC. *Phys. Chem. Chem. Phys.* **2009**, *11*, 1571-1580, doi:10.1039/b814373k.
- Vosper, A. J. Dissociation of dinitrogen tetroxide in gas phase. *J. Chem. Soc. A* **1970**, *1970*, 625-627.
- Vranckx, S.; Peeters, J.; Carl, S. A temperature dependence kinetic study of O(¹D) + CH₄: overall rate coefficient and product yields. *Phys. Chem. Chem. Phys.* **2008**, *10*, 5714-5722, doi: 10.1039/b804903c.

- Vranckx, S.; Peeters, J.; Carl, S. A. Absolute rate constant and O(³P) yield for the O(¹D) + N₂O reaction in the temperature range 227 K to 719 K. *Atmos. Chem. Phys.* **2008**, *8*, 6261-6272.
- Vranckx, S.; Peeters, J.; Carl, S. Kinetics of O(¹D) + H₂O and O(¹D) + H₂: Absolute rate coefficients and O(³P) yields between 227 and 453 K. *Phys. Chem. Chem. Phys.* **2010**, *12*, 9213-9221, doi:10.1039/b923959f.

W

[Back to Index](#)

- Wachsmuth, M.; Gäggeler, H. W.; von Glasow, R.; Ammann, M. Accommodation coefficient of HOBr on deliquescent sodium bromide aerosol particles. *Atmos. Chem. Phys.* **2002**, *2*, 121-131.
- Wagman, D. D.; Evans, W. H.; Parker, V. B.; Halow, I.; Bailey, S. M.; Schumm, R. H. Selected Values of Chemical Thermodynamic Properties. Tables for Elements 35 through 53 in the Standard Order of Arrangement. *NBS Technical Note 270-4* **1969**.
- Wagman, D. D.; Evans, W. H.; Parker, V. B.; Schumm, R. H.; Halow, I.; Bailey, S. M.; Churney, K. L.; Nutall, R. L. The NBS tables of chemical thermodynamic properties. Selected values for inorganic and C₁ and C₂ organic substances in SI unites. *J. Phys. Chem. Ref. Data* **1982**, *11*, Suppl. No. 1.
- Wagner, A. F.; Slagle, I. R.; Sarzynski, D.; Gutman, D. Experimental and theoretical studies of the C₂H₅ + O₂ reaction kinetics. *J. Phys. Chem.* **1990**, *94*, 1853-1868.
- Wagner, G.; Zellner, R. Temperature dependence of the reaction OH + OH → H₂O + O. *Ber. Bunsenges. Phys. Chem.* **1981**, *85*, 1122-1128.
- Wagner, H. G.; Warnatz, J.; Zetzsch, C. On the reaction of F atoms with methane. *Anales Assoc. Quim. Argentina* **1971**, *59*, 169-177.
- Wagner, H. G.; Welzbacher, U.; Zellner, R. Rate measurements for reactions H + NO₂ → OH + NO and H + NOCl → HCl + NO by Lyman- α fluorescence. *Ber. Bunsenges. Phys. Chem.* **1976**, *80*, 1023-1027.
- Wagner, H. G.; Zetzsch, C.; Warnatz, J. Synthesis of OF radical in gas phase by reaction of fluorine atoms with ozone. *Ber. Bunsenges. Phys. Chem.* **1972**, *76*, 526-530.
- Wagner, R.; Naumann, K.-H.; Mangold, A.; Möhler, O.; Saathoff, H.; Schurath, U. Aerosol chamber study of optical constants and N₂O₅ uptake on supercooled H₂SO₄/H₂O/HNO₃ solution droplets at polar stratospheric cloud temperatures. *J. Phys. Chem. A* **2005**, *109*, 8140-8148, doi:10.1021/jp0513364.
- Wahner, A.; Mental, T. F.; Sohn, M.; Stier, J. Heterogeneous reaction of N₂O₅ on sodium nitrate aerosol. *J. Geophys. Res.* **1998**, *103*, 31103-31112.
- Wahner, A.; Ravishankara, A. R. The kinetics of the reaction of OH with COS. *J. Geophys. Res.* **1987**, *92*, 2189-2194.
- Wahner, A.; Ravishankara, A. R.; Sander, S. P.; Friedl, R. R. Absorption cross section of BrO between 312 and 385 nm at 298 K and 225 K. *Chem. Phys. Lett.* **1988**, *152*, 507-512.
- Wahner, A.; Tyndall, G. S.; Ravishankara, A. R. Absorption cross sections for OCIO as a function of temperature in the wavelength range 240-480 nm. *J. Phys. Chem.* **1987**, *91*, 2734-2738, doi:10.1021/j100295a018.
- Wainfan, N.; Walker, W. C.; Weissler, G. L. Photoionization efficiencies and cross sections in O₂, N₂, CO₂, A, H₂O, H₂, and CH₄. *Phys. Rev.* **1955**, *99*, 542-549.
- Walch, S. P. Theoretical characterization of the reaction NH₂ + NO → products. *J. Chem. Phys.* **1993**, *99*, 5295-5300.
- Walker, L. C. The enthalpy of reaction of sulfur and nitrogen trifluoride. *J. Phys. Chem.* **1967**, *71*, 361-363.
- Walker, R. W. Ph.D, Ph.D Thesis, Queen Mary College University of London, **1972**.
- Wallington, T. J. Kinetics of the gas phase reaction of OH radicals with pyrrole and thiophene. *Int. J. Chem. Kinet.* **1986**, *18*, 487-496, doi:10.1002/kin.550180407.
- Wallington, T. J.; Andino, J. M.; Ball, J. C.; Japar, S. M. Fourier transform infrared studies of the reaction of Cl atoms with PAN, PPN, CH₃OOH, HCOOH, CH₃COCH₃ and CH₃COC₂H₅ at 295 ± 2 K. *J. Atmos. Chem.* **1990**, *10*, 301-313.
- Wallington, T. J.; Andino, J. M.; Lorkovic, I. M.; Kaiser, E. W.; Marston, G. Pressure dependence of the reaction of chlorine atoms with ethene and acetylene in air at 295 K. *J. Phys. Chem.* **1990**, *94*, 3644-3648.
- Wallington, T. J.; Andino, J. M.; Potts, A. R.; Wine, P. H. A competitive kinetics study of the reaction of Cl with CS₂ in air at 298 K. *Chem. Phys. Lett.* **1991**, *176*, 103-108.
- Wallington, T. J.; Atkinson, R.; Tuazon, E. C.; Aschmann, S. M. The reaction of OH radicals with dimethyl sulfide. *Int. J. Chem. Kinet.* **1986**, *18*, 837-846.
- Wallington, T. J.; Atkinson, R.; Winer, A. M. Rate constants for the gas phase reaction of OH radicals with peroxyacetyl nitrate (PAN) at 273 and 297 K. *Geophys. Res. Lett.* **1984**, *1*, 861-864.
- Wallington, T. J.; Atkinson, R.; Winer, A. M.; Pitts Jr., J. N. Absolute rate constants for the gas-phase reactions of the NO₃ radical with CH₃SCH₃, NO₂, CO, and a series of alkanes at 298 ± 2 K. *J. Phys. Chem.* **1986**, *90*, 4640-4644, doi:10.1021/j100410a034.

- Wallington, T. J.; Atkinson, R.; Winer, A. M.; Pitts, J. N., Jr. Absolute rate constants for the gas-phase reactions of the NO₃ radical with CH₃SH, CH₃SCH₃, CH₃SSCH₃, H₂S, SO₂, and CH₃OCH₃ over the temperature range 280-350 K. *J. Phys. Chem.* **1986**, *90*, 5393-5396, doi:10.1021/j100412a099.
- Wallington, T. J.; Atkinson, R.; Winer, A. M.; Pitts, J. N., Jr. A study of the reaction NO₃ + NO₂ + M → N₂O₅ + M (M = N₂, O₂). *Int. J. Chem. Kinet.* **1987**, *19*, 243-249.
- Wallington, T. J.; Ball, J. C. Atmospheric chemistry of CF₃O radicals: reaction with O₃. *Chem. Phys. Lett.* **1995**, *234*, 187-194.
- Wallington, T. J.; Ball, J. C. Atmospheric chemistry of CF₃O radicals: Reactions with CH₄, CD₄, CH₃F, CF₃H, ¹³CO, C₂H₅F, C₂D₆, C₂H₆, CH₃OH, *i*-C₄H₈, and C₂H₂. *J. Phys. Chem.* **1995**, *99*, 3201-3205, doi:10.1021/j100010a034.
- Wallington, T. J.; Ball, J. C.; Nielsen, O. J.; Bartkiewicz, E. Spectroscopic, kinetic, and mechanistic study of CH₂FO₂ radicals in the gas phase at 298 K. *J. Phys. Chem.* **1992**, *96*, 1241-1246, doi:10.1021/j100182a041.
- Wallington, T. J.; Cox, R. A. Kinetics and product of the gas-phase reaction of ClO with NO₂. *J. Chem. Soc. Faraday Trans. 2* **1986**, *82*, 275-289.
- Wallington, T. J.; Dagaut, P.; Kurylo, M. J. Correlation between gas-phase and solution-phase reactivities of hydroxyl radicals toward saturated organic compounds. *J. Phys. Chem.* **1988**, *92*, 5024-5028, doi:10.1021/j100328a039.
- Wallington, T. J.; Dagaut, P.; Kurylo, M. J. Measurements of the gas phase UV absorption spectrum of C₂H₅O₂• radicals and of the temperature dependence of the rate constant for their self-reaction. *J. Photochem. Photobiol. A: Chem.* **1988**, *42*, 173-185.
- Wallington, T. J.; Dagaut, P.; Kurylo, M. J. Ultraviolet absorption cross sections and reaction kinetics and mechanisms for peroxy radicals in the gas phase. *Chem. Rev.* **1992**, *92*, 667-710.
- Wallington, T. J.; Ellerman, T.; Nielsen, O. J.; Sehested, J. Atmospheric chemistry of FCO_x radicals: UV spectra and self-reaction kinetics of FCO and FC(O)O₂ and kinetics of some reactions of FCO_x with O₂, O₃, and NO at 296 K. *J. Phys. Chem.* **1994**, *98*, 2346-2356, doi:10.1021/j100060a024.
- Wallington, T. J.; Ellermann, T.; Nielsen, O. J. Atmospheric chemistry of dimethyl sulfide: UV spectra and self-reaction kinetics of CH₃SCH₂ and CH₃SCH₂O₂ radicals and kinetics of the reactions CH₃SCH₂ + O₂ → CH₃SCH₂O₂ + NO and CH₃SCH₂O₂ + NO → CH₃SCH₂O + NO₂. *J. Phys. Chem.* **1993**, *97*, 8442-8449.
- Wallington, T. J.; Hinman, M. M.; Andino, J. M.; Siegl, W. O.; Japar, S. M. A relative rate study of the reaction of Cl atoms with a series of alkyl nitrates and nitro alkanes in air at 295 ± 2K. *Int. J. Chem. Kinet.* **1990**, *22*, 665-671.
- Wallington, T. J.; Hurley, M. D. A kinetic study of the reaction of chlorine atoms with CF₃CHCl₂, CF₃CH₂F, CFCl₂CH₃, CF₂ClCH₃, CHF₂CH₃, CH₃D, CH₂D₂, CHD₃, CD₄, and CD₃Cl at 295 ± 2 K. *Chem. Phys. Lett.* **1992**, *189*, 437-442.
- Wallington, T. J.; Hurley, M. D. Atmospheric chemistry of HC(O)F - Reaction with OH radicals. *Environ. Sci. Technol.* **1993**, *27*, 1448-1452.
- Wallington, T. J.; Hurley, M. D. Atmospheric chemistry of hexafluorocyclobutene, octafluorocyclopentene, and hexafluoro-1,3-butadiene. *Chem. Phys. Lett.* **2011**, *507*, 19-23, doi:10.1016/j.cplett.2011.01.059.
- Wallington, T. J.; Hurley, M. D.; Nielsen, O. J.; Sulbaek Andersen, M. P. Atmospheric chemistry of CF₃CFHCF₂OCF₃ and CF₃CFHCF₂OCF₂H: Reaction with Cl atoms and OH radicals, degradation mechanism, and global warming potentials. *J. Phys. Chem. A* **2004**, *108*, 11333-11338, doi:10.1021/jp046454q.
- Wallington, T. J.; Hurley, M. D.; Schneider, W. F. Kinetic study of the reaction CF₃O + O₃ → CF₃O₂ + O₂. *Chem. Phys. Lett.* **1993**, *213*, 442-448.
- Wallington, T. J.; Hurley, M. D.; Schneider, W. F.; Sehested, J.; Nielsen, O. J. Mechanistic study of the gas-phase reaction of CH₂FO₂ radicals with HO₂. *Chem. Phys. Lett.* **1994**, *218*, 34-42.
- Wallington, T. J.; Hurley, M. D.; Schneider, W. F.; Sehested, J.; Nielsen, O. J. Atmospheric chemistry of CF₃O radicals: Reaction with H₂O. *J. Phys. Chem.* **1993**, *97*, 7606-7611.
- Wallington, T. J.; Hurley, M. D.; Shi, J.; Maricq, M. M.; Shested, J.; Nielsen, O. J.; Ellermann, T. A kinetic study of the reaction of fluorine atoms with CH₃F, CH₃Cl, CH₃Br, CF₂H₂, CO, CF₃H, CF₃CHCl₂, CF₃CH₂F, CHF₂CHF₂, CF₂ClCH₃, CHF₂CH₃, and CF₃CF₂H at 295 ± 2 K. *Int. J. Chem. Kinet.* **1993**, *25*, 651-665.
- Wallington, T. J.; Japar, S. M. FTIR product study of the reaction of C₂H₅O₂ + HO₂ in air at 295 K. *Chem. Phys. Lett.* **1990**, *166*, 495-499.
- Wallington, T. J.; Kurylo, M. J. Flash photolysis resonance fluorescence investigation of the gas-phase reactions of OH radicals with a series of aliphatic ketones over the temperature range 240-440 K. *J. Phys. Chem.* **1987**, *91*, 5050-5054, doi:10.1021/j100303a033.
- Wallington, T. J.; Kurylo, M. J. The gas phase reactions of hydroxyl radicals with a series of aliphatic alcohols over the temperature range 240-440 K. *Int. J. Chem. Kinet.* **1987**, *19*, 1015-1023.
- Wallington, T. J.; Maricq, M. M.; Ellerman, T.; Nielsen, O. J. Novel method for the measurement of gas-phase peroxy radical absorption spectra. *J. Phys. Chem.* **1992**, *96*, 982-986, doi:10.1021/j100181a080.

- Wallington, T. J.; Neuman, D. M.; Kurylo, M. J. Kinetics of the gas phase reaction of hydroxyl radicals with ethane, benzene, and a series of halogenated benzenes over the temperature range 234–438 K. *Int. J. Chem. Kinet.* **1987**, *19*, 725-739.
- Wallington, T. J.; Nielsen, O. J. UV absorption spectra and kinetics of the self reaction of $\text{CFCl}_2\text{CH}_2\text{O}_2$ and $\text{CF}_2\text{ClCH}_2\text{O}_2$ radicals in the gas phase at 298 K. *Int. J. Chem. Kinet.* **1991**, *23*, 785-798.
- Wallington, T. J.; Schneider, W. F.; Sehested, J.; Bilde, M.; Platz, J.; Nielsen, O. J.; Christensen, L. K.; Molina, M. J.; Molina, L. T.; Wooldridge, P. W. Atmospheric chemistry of HFE-7100 ($\text{C}_4\text{F}_9\text{OCH}_3$): reaction with OH radicals, UV spectra and kinetic data for $\text{C}_4\text{F}_9\text{OCH}_2\bullet$ and $\text{C}_4\text{F}_9\text{OCH}_2\text{O}_2\bullet$ radicals, and the atmospheric fate of $\text{C}_4\text{F}_9\text{OCH}_2\text{O}\bullet$ radicals. *J. Phys. Chem. A* **1997**, *101*, 8264-8274.
- Wallington, T. J.; Skewes, L. M.; Siegl, W. O. Kinetics of the gas phase reaction of chlorine atoms with a series of alkenes, alkynes and aromatic species at 295 K. *J. Photochem. Photobiol. A: Chem.* **1988**, *45*, 167-175.
- Wallington, T. J.; Skewes, L. M.; Siegl, W. O.; Wu, C. H.; Japar, S. M. Gas phase reaction of Cl atoms with a series of oxygenated organic species at 295 K. *Int. J. Chem. Kinet.* **1988**, *20*, 867-875.
- Walsh, R.; Golden, D. M. Evaluation of data for atmospheric models: Master equation/RRKM calculations on the combination reaction $\text{BrO} + \text{NO}_2 \rightarrow \text{BrONO}_2$, a conundrum. *J. Phys. Chem. A* **2008**, *112*, 3891-3897, doi:10.1021/jp7116642.
- Walther, C.-D.; Wagner, H. G. On the reactions of F atoms with H_2O , H_2O_2 , and NH_3 . *Ber. Bunsenges. Phys. Chem.* **1983**, *87*, 403-409.
- Walton, J. C. Photolysis of dibromodifluoromethane at 265 nm. *J. Chem. Soc. Faraday Trans.* **1972**, *68*, 1559-1565.
- Wang, D., and D. L. Phillips Density functional theory study of CS_2/Cl adducts and their isomerization reactions. *Chem. Phys. Lett.* **2002**, *362*, 205-209.
- Wang, H.-T.; Zhang, Y.-J.; Mu, Y.-J. Rate constants for reactions of OH with several reduced sulfur compounds determined by relative rate constant method. *Acta Phys.-Chim. Sin.* **2008**, *24*, 945-950.
- Wang, J.; Chen, H. B.; Glass, G. P.; Curl, R. F. Kinetic study of the reaction of acetaldehyde with OH. *J. Phys. Chem. A* **2003**, *107*, 10834-10844, doi:10.1021/jp036114p.
- Wang, J. J.; Keyser, L. F. Absolute rate constant of the OH + ClO reaction at temperatures between 218 and 298 K. *J. Phys. Chem. A* **2001**, *105*, 10544-10552, doi:10.1021/jp012426l.
- Wang, J. J.; Keyser, L. F. HCl yield from the OH + ClO reaction at temperatures between 218 and 298 K. *J. Phys. Chem. A* **2001**, *105*, 6479-6489, doi:10.1021/jp0106449.
- Wang, J. J.; Keyser, L. F. Kinetics of the $\text{Cl}(^2\text{P}_1) + \text{CH}_4$ reaction: Effects of secondary chemistry below 300 K. *J. Phys. Chem. A* **1999**, *103*, 7460-7469.
- Wang, J.; McCoy, D. G.; Blake, A. J.; Torop, L. Effect of the close approach of potential curves in photoabsorption by atomic molecules – II. Temperature dependence of the O_2 cross section in the region 130-160 nm. *J. Quant. Spectrosc. Radiat. Transfer* **1987**, *38*, 19-27.
- Wang, K.; Ge, M. F.; Wang, W. G. Temperature dependent kinetics of the gas-phase reaction of OH radicals with EMS. *Chin. Sci. Bull.* **2011**, *56*, 391-396, doi:10.1007/s11434-010-4313-y.
- Wang, L.; Clary, D. C. Time-dependent wave packet studies on the sticking of HCl to an ice surface. *J. Chem. Phys.* **1996**, *104*, 5663-5673.
- Wang, L.; Liu, J. Y.; Li, Z. S.; Huang, X. R.; Sun, C. C. Theoretical study and rate constant calculation of the Cl + HOCl and H + HOCl reactions. *J. Phys. Chem. A* **2003**, *107*, 4921-4928, doi:10.1021/jp0277558.
- Wang, L.; Liu, J. Y.; Li, Z. S.; Sun, C. C. Ab initio and DFT theoretical studies and rate constants calculation on the reactions O (^3P) atoms with HOX (X = Cl, Br). *Chem. Phys. Lett.* **2005**, *411*, 225-232, doi:10.1016/j.cplett.2005.05.071.
- Wang, L.; Liu, J. Y.; Li, Z. S.; Sun, C. C. Direct ab initio dynamics studies on the hydrogen-abstraction reactions of OH radicals with HOX (X = F, Cl, and Br). *J. Comp. Chem.* **2004**, *25*, 558-564, doi:10.1002/jcc.10403.
- Wang, L.; Liu, J. Y.; Li, Z. S.; Sun, C. C. Dual-level direct dynamics study on the reactions of SH (SD) with F_2 . *Int. J. Chem. Kinet.* **2005**, *37*, 710-716, doi:10.1002/kin.20124.
- Wang, L.; Zhang, J. Ab initio study of reaction of dimethyl sulfoxide (DMSO) with OH radical. *Chem. Phys. Lett.* **2002**, *356*, 490-496.
- Wang, L.; Zhang, J. Detection of nitrous acid by cavity ring-down spectroscopy. *Environ. Sci. Technol.* **2000**, *34*, 4221-4227, doi:10.1021/es0011055.
- Wang, N. S.; Howard, C. J. Kinetics of the reactions of HS and HSO with O_3 . *J. Phys. Chem.* **1990**, *94*, 8787-8794.
- Wang, N. S.; Lovejoy, E. R.; Howard, C. J. Temperature dependence of the rate constant for the reaction $\text{HS} + \text{NO}_2$. *J. Phys. Chem.* **1987**, *91*, 5743-5749, doi:10.1021/j100306a045.
- Wang, N.-S.; Lee, Y.-P. Absolute rate constant measurement of the reaction $\text{OH} + \text{H}_2\text{S}$ using discharge flow-resonance fluorescence technique. *Proc. Nat. Sci. Council (Taiwan)* **1985**, *9*, 87-94.
- Wang, W. C.; Suto, M.; Lee, L. C. $\text{CH}_2\text{OH} + \text{O}_2$ reaction rate constant measured by detecting HO_2 from photofragment emission. *J. Chem. Phys.* **1984**, *81*, 3122-3126.
- Wang, W.-g.; Ge, M.-f.; Sun, Q. Heterogeneous uptake of hydrogen peroxide on mineral oxides. *Chin. J. Chem. Phys.* **2011**, *24*, 515-520, doi:10.1088/1674-0068/24/05/515-520.

- Wang, W.; Ezell, M. J.; Ezell, A. A.; Soskin, G.; Finlayson-Pitts, B. J. Rate constants for the reactions of chlorine atoms with a series of unsaturated aldehydes and ketones at 298 K: structure and reactivity. *Phys. Chem. Chem. Phys.* **2002**, *4*, 1824-1831, doi:10.1039/b111557j.
- Wang, X.; Jin, Y. G.; Suto, M.; Lee, L. C. Rate constant of the gas phase reaction of SO₃ with H₂O. *J. Chem. Phys.* **1988**, *89*, 4853-4860.
- Wang, X.; Suto, M.; Lee, L. C. Reaction rate constants of HO₂ + O₃ in the temperature range 233–400 K. *J. Chem. Phys.* **1988**, *88*, 896-899, doi:10.1063/1.454169.
- Wang, Y.-X.; Duan, X.-M.; Wang, Q.; Wang, L.; Liu, J.-Y.; Sun, C.-C. Direct *ab initio* dynamics studies of the reaction of methanethiol with chlorine atoms. *J. Theor. Comp. Chem.* **2010**, *9*, 265-277, doi:10.1142/S0219633610005669.
- Wangberg, I.; Eitzkorn, T.; Barnes, I.; Platt, U.; Becker, K. H. Absolute determination of the temperature behavior of the NO₂ + NO₃ + (M) ↔ N₂O₅ + (M) equilibrium. *J. Phys. Chem. A* **1997**, *101*, 9694-9698.
- Wannemacher, E. A. J.; Felder, P.; Huber, J. R. The simultaneous three-body dissociation of CF₂I₂. *J. Chem. Phys.* **1991**, *95*, 986-997.
- Wantuck, P. J.; Oldenberg, R. C.; Baughcum, S. L.; Winn, K. R. Removal rate constant measurements for CH₃O by O₂ over the 298-973 K range. *J. Phys. Chem.* **1987**, *91*, 4653-4655, doi:10.1021/j100302a004.
- Wardman, P. The reduction potential of benzyl viologen: An important reference compound for oxidant/radical redox couples. *Free Rad. Res. Comm.* **1991**, *14*, 57-67.
- Warneck, P. A note on the temperature dependence of Henry's Law coefficients for methanol and ethanol. *Atmos. Environ.* **2006**, *40*, 7146-7151, doi:10.1016/j.atmosenv.2006.06.024.
- Warneck, P. A review of Henry's law coefficients for chlorine-containing C₁ and C₂ hydrocarbons. *Chemosphere* **2007**, *69*, 347-361, doi:10.1016/j.chemosphere.2007.04.088.
- Warneck, P. Photodissociation of acetone in the troposphere: an algorithm for the quantum yield. *Atmos. Environ.* **2001**, *35*, 5773-5777.
- Warren, R. F.; Ravishankara, A. R. Kinetics of Cl(²P) reactions with CF₃CHCl₂, CF₃CHFCl, and CH₃CFCl₂. *Int. J. Chem. Kinet.* **1993**, *25*, 833-844.
- Warren, R.; Gierczak, T.; Ravishankara, A. R. A study of O(¹D) reactions with CFC substitutes. *Chem. Phys. Lett.* **1991**, *183*, 403-409.
- Waschewsky, G. C. G.; Abbatt, J. P. D. HOBr in sulfuric acid solution: solubility and reaction as a function of temperature and concentration. *J. Phys. Chem. A* **1999**, *103*, 5312-5320.
- Washida, N. Reaction of methyl radicals with O(³P), O₂ and NO. *J. Chem. Phys.* **1980**, *73*, 1665-1672.
- Washida, N.; Akimoto, H.; Okuda, M. Is O₂^{*}(a¹Δ_g) formed in the O + O₃, H + O₃, and NO + O₃ reactions? *Bull. Chem. Soc. Jpn.* **1980**, *53*, 3496-3503.
- Washida, N.; Akimoto, H.; Okuda, M. O₂^{*}(a¹Δ_g) in the reaction of H + O₃. *J. Chem. Phys.* **1980**, *72*, 5781-5783.
- Washida, N.; Bayes, K. D. The reactions of methyl radicals with atomic and molecular oxygen. *Int. J. Chem. Kinet.* **1976**, *8*, 777-794.
- Washida, N.; Martinez, R. J.; Bayes, K. D. The oxidation of formyl radicals. *Z. Naturforsch.* **1974**, *29A*, 251-255.
- Washida, N.; Suto, M.; Nagase, S.; Nagashima, U.; Morokuma, K. Emission spectra of CF₃ radicals. IV. Excitation spectra, quantum yields, and potential energy surfaces of the CF₃ fluorescences. *J. Chem. Phys.* **1983**, *78*, 1025-1032, doi:10.1063/1.444902.
- Watanabe, K.; Inn, E. C. Y.; Zelikoff, M. Absorption coefficients of gases in the vacuum ultraviolet. *J. Chem. Phys.* **1952**, *20*, 1969-1970.
- Watanabe, K.; Inn, E. C. Y.; Zelikoff, M. Absorption coefficients of oxygen in the vacuum ultraviolet. *J. Chem. Phys.* **1953**, *21*, 1026-1030.
- Watanabe, K.; Jursa, A. S. Absorption and photoionization cross sections of H₂O and H₂S. *J. Chem. Phys.* **1964**, *41*, 1650-1653.
- Watanabe, K.; Marmo, F. F. Photoionization and total absorption cross section of gases. II. O₂ and N₂ in the region 850-1500 Å. *J. Chem. Phys.* **1956**, *25*, 965-971.
- Watanabe, K.; Zelikoff, M. Absorption coefficients of water vapor in the vacuum ultraviolet. *J. Opt. Soc. Am.* **1953**, *43*, 753-755.
- Watanabe, K.; Zelikoff, M.; Inn, E. C. I. *Air Force Cambridge Research Center Technical Report* **1953**, 53-23.
- Wategaonkar, S. J.; Setser, D. W. Infrared chemiluminescence studies of H atom reactions with Cl₂O, ClNO, F₂O, CF₃OF, ClO₂, NO₂, and ClO. *J. Chem. Phys.* **1989**, *90*, 251-264.
- Watson, L. R.; Doren, J. M. V.; Davidovits, P.; Worsnop, D. R.; Zahniser, M. S.; Kolb, C. E. Uptake of HCl molecules by aqueous sulfuric acid droplets as a function of acid concentration. *J. Geophys. Res.* **1990**, *95*, 5631-5638.
- Watson, R. T. Rate constants for reactions of ClO_x of atmospheric interest. *J. Phys. Chem. Ref. Data* **1977**, *6*, 871-917.

- Watson, R. T.; Machado, G.; Conaway, B.; Wagner, S.; Davis, D. D. A temperature dependent kinetics study of the reaction of OH with CH₂ClF, CHCl₂F, CHClF₂, CH₃CCl₃, CH₃CF₂Cl, and CF₂ClCFCl₂. *J. Phys. Chem.* **1977**, *81*, 256-262.
- Watson, R. T.; Machado, G.; Fischer, S.; Davis, D. D. A temperature dependence kinetics study of the reactions of Cl(²P_{3/2}) with O₃, CH₄, and H₂O₂. *J. Chem. Phys.* **1976**, *65*, 2126-2138.
- Watson, R. T.; Ravishankara, A. R.; Machado, G.; Wagner, S.; Davis, D. D. A kinetics study of the temperature dependence of the reactions of OH(²Π) with CF₃CHCl₂, CF₃CHClF, and CF₂ClCH₂Cl. *Int. J. Chem. Kinet.* **1979**, *11*, 187-197.
- Watson, R. T.; Sander, S. P.; Yung, Y. L. Pressure and temperature dependence kinetics study of the NO + BrO → NO₂ + Br reaction. Implications for stratospheric bromine photochemistry. *J. Phys. Chem.* **1979**, *83*, 2936-2944, doi:10.1021/j100486a002.
- Watts, S. F.; Brimblecombe, P. The Henry's law constant of dimethylsulfoxide. *Environ. Technol. Lett.* **1987**, *8*, 483-486.
- Wayne, R. P.; Barnes, I.; Burrows, J. P.; Canosa-Mas, C. E.; Hjorth, J.; Le Bras, G.; Moortgat, G. K.; Perner, D.; Poulet, G.; Restelli, G.; Sidebottom, H. The nitrate radical: Physics, chemistry, and the atmosphere. *Atmos. Environ.* **1991**, *25A*, 1-203.
- Wayne, R. P.; Pitts, J. N., Jr. Rate constant for the reaction O₂(¹Δ_g) + O₃ → 2O₂ + O. *J. Chem. Phys.* **1969**, *50*, 3644-3645.
- Wayne, R. P.; Poulet, G.; Biggs, P.; Burrows, J. P.; Cox, R. A.; Crutzen, P. J.; Hayman, G. D.; Jenkin, M. E.; Le Bras, G.; Moortgat, G. K.; Platt, U.; Schindler, R. N. Halogen oxides: Radicals, sources and reservoirs in the laboratory and in the atmosphere. *Atmos. Environ.* **1995**, *29*, 2677-2881.
- Wayne, R. P.; Poulet, G.; Biggs, P.; Burrows, J. P.; Cox, R. A.; Crutzen, P. J.; Hayman, G. D.; Jenkin, M. E.; Le Bras, G.; Moortgat, G. K.; Platt, U.; Schindler, R. N. Halogen oxides: Radicals, sources and reservoirs in the laboratory and in the atmosphere. *Atmos. Environ.* **1995**, *29*, 2677-2881.
- Wayner, D. D. M.; Clark, K. B.; Rauk, A.; Yu, D.; Armstrong, D. A. C-H bond dissociation energies of alkyl amines: Radical structures and stabilization energies. *J. Am. Chem. Soc.* **1997**, *119*, 8925-8932.
- Weaver, J.; Meagher, J.; Hecklen, J. Photo-oxidation of CH₃CHO vapor at 3130 Å. *J. Photochem.* **1976**, *6*, 111-126.
- Wecker, D.; Johanssen, R.; Schindler, R. N. ESR-spektroskopische untersuchungen der reaktion von O(³P)-atomen mit dichlormonoxid. *Ber. Bunsenges. Phys. Chem.* **1982**, *86*, 532-538.
- Wei, C. N.; Timmons, R. B. ESR study of the kinetics of the reactions of O(³P) atoms with CS₂ and OCS. *J. Chem. Phys.* **1975**, *62*, 3240-3245.
- Weibel, D. E.; Argüello, G. A.; de Staricco, E. R.; Staricco, E. H. Quantum yield in the gas phase photolysis of perfluoroacetyl chloride: a comparison with related compounds. *J. Photochem. Photobiol. A: Chem.* **1995**, *86*, 27-31.
- Weingartner, E.; Burtscher, H.; Baltensperger, U. Hygroscopic properties of carbon and diesel soot particles. *Atmos. Environ.* **1997**, *31*, 2311-2327.
- Weisenberger, S.; Schumpe, A. Estimation of gas solubilities in salt solutions at temperatures from 273 K to 363 K. *AIChE Journal* **1996**, *42*, 298-300.
- Weiss, R. F. Carbon dioxide in water and seawater: The solubility of a non-ideal gas. *Marine Chem.* **1974**, *2*, 203-215.
- Weiss, R. F.; Price, B. A. Nitrous oxide solubility in water and seawater. *Marine Chem.* **1980**, *8*, 347-359.
- Weissler, G. L.; Lee, P. Absorption coefficients of oxygen in the vacuum ultraviolet. *J. Opt. Soc. Am.* **1952**, *42*, 200-203.
- Welz, O.; Savee, J. D.; Osborn, D. L.; Vasu, S. S.; Percival, C. J.; Shallcross, D. E.; Taatjes, C. A. Direct kinetic measurements of Criegee intermediate (CH₂OO) formed by reaction of CH₂I with O₂. *Science* **2012**, *335*, 204-207, doi:10.1126/science.1213229.
- Wen, W. Y.; Noyes, R. M. Ultraviolet spectra of single and double molecules of gaseous bromine. *J. Phys. Chem.* **1972**, *76*, 1017-1018.
- Wennberg, P. O.; Anderson, J. G.; Weisenstein, D. K. Kinetics of reactions of ground state nitrogen atoms (⁴S_{3/2}) with NO and NO₂. *J. Geophys. Res.* **1994**, *99*, 18839-18846.
- Wennberg, P. O.; Brault, J. W.; Hanisco, T. F.; Salawitch, R. J.; Mount, G. H. The atmospheric column abundance of IO: Implications for stratospheric ozone. *J. Geophys. Res.* **1997**, *D102*, 8887-8898.
- Wennberg, P. O.; Salawitch, R. J.; Donaldson, D. J.; Hanisco, T. F.; Lanzendorf, E. J.; Perkins, K. K.; Lloyd, S. A.; Vaida, V.; Gao, R. S.; Hints, E. J.; Cohen, R. C.; Swartz, W. H.; Kusterer, T. L.; Anderson, D. E. Twilight observations suggest unknown sources of HO_x. *Geophys. Res. Lett.* **1999**, *26*, 1373-1376.
- Wenthold, P. G.; Squires, R. R. Gas-phase properties and reactivity of the acetate radical anion. Determination of the C-H bond strengths in acetic acid and acetate ion. *J. Am. Chem. Soc.* **1994**, *116*, 11890-11897.

- West, G. A.; Weston, R. E., Jr.; Flynn, G. W. The influence of reactant vibrational excitation on the $O(^3P) + O_3^{\dagger}$ bimolecular reaction rate. *Chem. Phys. Lett.* **1978**, *56*, 429-433.
- Westenberg, A. A.; deHaas, N. A flash photolysis-resonance fluorescence study of the $O + C_2H_2$ and $O + C_2H_3Cl$ reactions. *J. Chem. Phys.* **1977**, *66*, 4900-4905.
- Westenberg, A. A.; deHaas, N. Absolute measurements of the $O + C_2H_2$ rate coefficient. *J. Phys. Chem.* **1969**, *73*, 1181-1186, doi:10.1021/j100725a001.
- Westenberg, A. A.; deHaas, N. Atom molecule using EST detection. V. Results for $O + OCS$, $O + CS_2$, $O + NO$, and $H + C_2H_4$. *J. Chem. Phys.* **1969**, *50*, 707-709.
- Westenberg, A. A.; deHaas, N. Atom-molecule kinetics using ESR detection. IV. Results for $Cl + H_2 \rightleftharpoons HCl + H$ in both directions. *J. Chem. Phys.* **1968**, *48*, 4405-4415.
- Westenberg, A. A.; deHaas, N. Rate measurement on $OH + NO + M$ and $OH + NO_2 + M$. *J. Chem. Phys.* **1972**, *57*, 5375-5378.
- Westenberg, A. A.; deHaas, N. Rate of the reaction $OH + H_2S \rightarrow SH + H_2O$ over an extended temperature range. *J. Chem. Phys.* **1973**, *59*, 6685-6686.
- Westenberg, A. A.; deHaas, N. Rate of the reaction $OH + OH \rightarrow H_2O + O$. *J. Chem. Phys.* **1973**, *58*, 4066-4071, doi:10.1063/1.1678962.
- Westenberg, A. A.; deHaas, N. Rates of $CO + OH$ and $H_2 + OH$ over an extended temperature range. *J. Chem. Phys.* **1973**, *58*, 4061-4065, doi:10.1063/1.1678961.
- Westenberg, A. A.; deHaas, N.; Roscoe, J. M. Radical reactions in an electron spin resonance cavity homogeneous reactor. *J. Phys. Chem.* **1970**, *74*, 3431-3438, doi:10.1021/j100713a001.
- Westenberg, A. A.; Roscoe, J. M.; deHaas, N. Rate measurements on $N + O_2(^1\Delta_g) \rightarrow NO + O$ and $H + O_2(^1\Delta_g) \rightarrow OH + O$. *Chem. Phys. Lett.* **1970**, *7*, 597-599.
- Weston, R. E., Jr.; Nguyen, T. L.; Stanton, J. F.; Barker, J. R. HO + CO reaction rates and H/D kinetic isotope effects: Master equation models with ab initio SCTST rate constants. *J. Phys. Chem. A* **2013**, *117*, 821-835, doi:10.1021/jp311928w.
- Wheeler, M. D.; Newman, S. M.; Ishiwata, T.; Kawasaki, M.; Orr-Ewing, A. J. Cavity ring-down spectroscopy of the $A^2\Pi_{3/2}-X^2\Pi_{3/2}$ transition of BrO. *Chem. Phys. Lett.* **1998**, *285*, 346-351.
- Wheeler, S. E.; Schaefer, H. F. Thermochemistry of the HOSO radical, a key intermediate in fossil fuel combustion. *J. Phys. Chem. A* **2009**, *113*, 6779-6788, doi:10.1021/jp9029387.
- Whyte, A. R.; Phillips, L. F. Rates of reaction of NH_2 with N, NO and NO_2 . *Chem. Phys. Lett.* **1983**, *102*, 451-454.
- Whytock, D. A.; Lee, J. H.; Michael, J. V.; Payne, W. A.; Stief, L. J. Absolute rate of the reaction of $Cl(^2P)$ with methane from 200-500 K. *J. Chem. Phys.* **1977**, *66*, 2690-2695.
- Whytock, D. A.; Michael, J. V.; Payne, W. A. Absolute rate constants for $O + NO + N_2 \rightarrow NO_2 + N_2$ from 217-500 K. *Chem. Phys. Lett.* **1976**, *42*, 466-471.
- Whytock, D. A.; Timmons, R. B.; Lee, J. H.; Michael, J. V.; Payne, W. A.; Stief, L. J. Absolute rate of the reaction of $O(^3P)$ with hydrogen sulfide over the temperature range 263 to 495 K. *J. Chem. Phys.* **1976**, *65*, 2052-2055.
- Wiebe, H. A.; Heicklen, J. Photolysis of methyl nitrite. *J. Am. Chem. Soc.* **1973**, *95*, 1-7, doi:10.1021/ja00782a001.
- Wiebe, H. A.; Villa, A.; Hellman, T. M.; Heicklen, J. Photolysis of methyl nitrite in the presence of nitric oxide, nitrogen dioxide, and oxygen. *J. Am. Chem. Soc.* **1973**, *95*, 7-13.
- Wiesenburg, D. A. Carbon Monoxide in Seawater. In *Carbon Monoxide*; Cargill, R. W., Ed.; Pergamon Press: Oxford, **1990**; Vol. 43.
- Wijnen, M. H. Photolysis of phosgene in the presence of ethylene. *J. Am. Chem. Soc.* **1961**, *83*, 3014-3017, doi:10.1021/ja01475a009.
- Wilcomb, B. E.; Bernstein, R. B. Dissociation energies of ground-state HgX molecules (X = I, Br, Cl) from analysis of vibrational level spacings. *J. Molec. Spectrosc.* **1976**, *62*, 442-448.
- Wildt, J.; Bednarek, G.; Fink, E. H.; Wayne, R. P. Laser excitation of $O_2(b^1\Sigma_g^+, v' = 0,1,2)$ - Rates and channels of energy transfer and quenching. *Chem. Phys.* **1988**, *122*, 463-470.
- Wildt, J.; Fink, E. H.; Biggs, P.; Wayne, R. P. The collision-induced radiation of $O_2(a^1\Delta_g)$. *Chem. Phys.* **1989**, *139*, 401-407.
- Wildt, J.; Fink, E. H.; Biggs, P.; Wayne, R. P.; Vilesov, A. F. Collision-induced emission of $O_2(a^1\Delta_g \rightarrow X^3\Sigma_g^-)$ in the gas phase. *Chem. Phys.* **1992**, *159*, 127-140.
- Wilhelm, E.; Battino, R.; Wilcock, R. J. Low-pressure solubility of gases in liquid water. *Chem. Rev.* **1977**, *77*, 219-262.
- Wilkinson, P. G.; Johnston, H. L. The absorption spectra of methane, carbon dioxide, water vapor, and ethylene in the vacuum ultraviolet. *J. Chem. Phys.* **1950**, *18*, 190-193.
- Wille, U.; Becker, E.; Schindler, R. N.; Lancar, I. T.; Poulet, G.; Le Bras, G. A discharge flow mass-spectrometric study of the reaction between the NO_3 radical and isoprene. *J. Atmos. Chem.* **1991**, *13*, 183-193.
- Williams, L. R.; Golden, D. M. Solubility of HCl in sulfuric acid at stratospheric temperatures. *Geophys. Res. Lett.* **1993**, *20*, 2227-2230.

- Williams, L. R.; Golden, D. M.; Huestis, D. L. Solubility of HBr in sulfuric acid at stratospheric temperatures. *J. Geophys. Res.* **1995**, *100*, 7329-7335.
- Williams, L. R.; Long, F. S. Viscosity of supercooled sulfuric acid solutions. *J. Phys. Chem.* **1995**, *99*, 3748-3751, doi:10.1021/j100011a050.
- Williams, M. B.; Campuzano-Jost, P.; Bauer, D.; Hynes, A. J. Kinetic and mechanistic studies of the OH-initiated oxidation of dimethylsulfide at low temperature — A reevaluation of the rate coefficient and branching ratio. *Chem. Phys. Lett.* **2001**, *344*, 61-67.
- Williams, M. B.; Campuzano-Jost, P.; Cossairt, B. M.; Hynes, A. J.; Pounds, A. J. Experimental and theoretical studies of the reaction of the OH radical with alkyl sulfides: 1. Direct observations of the formation of the OH-DMS adduct-pressure dependence of the forward rate of addition and development of a predictive expression at low temperature. *J. Phys. Chem. A* **2007**, *111*, 89-104, doi:10.1021/jp063873+.
- Williams, M. B.; Campuzano-Jost, P.; Hynes, A. J.; Pounds, A. J. Experimental and theoretical studies of the reaction of the OH radical with alkyl sulfides: 3. Kinetics and mechanism of the OH initiated oxidation of dimethyl, dipropyl, and dibutyl sulfides: Reactivity trends in the alkyl sulfides and development of a predictive expression for the reaction of OH with DMS. *J. Phys. Chem. A* **2009**, *113*, 6697-6709, doi:10.1021/jp9010668.
- Williams, M. B.; Campuzano-Jost, P.; Pounds, A. J.; Hynes, A. J. Experimental and theoretical studies of the reaction of the OH radical with alkyl sulfides: 2. Kinetics and mechanism of the OH initiated oxidation of methylethyl and diethyl sulfides; observations of a two channel oxidation mechanism. *Phys. Chem. Chem. Phys.* **2007**, *9*, 4370-4382, doi:10.1039/b703957n.
- Williams, M. B.; Michelsen, R. R. H.; Axson, J. L.; Iraci, L. T. Uptake of acetone, acetaldehyde and ethanol in cold sulfuric acid solutions containing organic material: Carbon accretion mechanisms. *Atmos. Environ.* **2010**, *44*, 1145-1151, doi:10.1016/j.atmosenv.2009.12.036.
- Wilmouth, D. M.; Hanisco, T. F.; Donahue, N. M.; Anderson, J. G. Fourier transform ultraviolet spectroscopy of the $A^2\Pi_{3/2} \rightarrow X^2\Pi_{3/2}$ transition of BrO. *J. Phys. Chem. A* **1999**, *103*, 8935-8945.
- Wilmouth, D. M.; Hanisco, T.; Stimpfle, R. M.; Anderson, J. G. Chlorine-catalyzed ozone destruction: Cl atom production from ClOOCl photolysis. *J. Phys. Chem. A* **2009**, 14099-14108, doi:10.1021/jp9053204.
- Wilson, C.; Hirst, D. M. Ab initio study of the reaction of chlorine atoms with H₂S, CH₃SH, CH₃SCH₃ and CS₂. *J. Chem. Soc. Faraday Trans.* **1997**, *93*, 2831-2837.
- Wilson, E. W., Jr.; Hamilton, W. A.; Mount, H. R.; DeMore, W. B. Rate constants for the reactions of hydroxyl radical with several fluoroethers by the relative rate method. *J. Phys. Chem. A* **2007**, *111*, 1610-1617, doi:10.1021/jp068355d.
- Wilson, E. W., Jr.; Jacoby, A. M.; Kukta, S. J.; Gilbert, L. E.; DeMore, W. B. Rate constants for reaction of CH₂FCH₂F (HFC-152) and CH₃CHF₂ (HFC-152a) with hydroxyl radicals. *J. Phys. Chem. A* **2003**, *107*, 9357-9361, doi:10.1021/jp027288u.
- Wilson, E. W., Jr.; Sawyer, A. A.; Sawyer, H. A. Rates of reaction for cyclopropane and difluoromethoxydifluoromethane with hydroxyl radicals. *J. Phys. Chem. A* **2001**, *105*, 1445-1448, doi:10.1021/jp002327s.
- Wilson, W. E. Rate constant for the reaction $N + O_2 \rightarrow NO + O$. *J. Chem. Phys.* **1967**, *46*, 2017-2018.
- Wilson, W. E.; Westenberg, A. A. Study of the reaction of hydroxyl radical with methane by quantitative ESR. *Proc. Combust. Inst.* **1967**, *11*, 1143-1150.
- Wine, P. H.; Astalos, R. J.; Mauldin, R. L., III Kinetic and mechanistic study of the OH + HCOOH reaction. *J. Phys. Chem.* **1985**, *89*, 2620-2624, doi:10.1021/j100258a037.
- Wine, P. H.; Chameides, W. L.; Ravishankara, A. R. Potential role of CS₂ photooxidation in tropospheric sulfur chemistry. *Geophys. Res. Lett.* **1981**, *8*, 543-546.
- Wine, P. H.; Kreutter, N. M.; Gump, C. A.; Ravishankara, A. R. Kinetics of OH reactions with the atmospheric sulfur compounds H₂S, CH₃SH, CH₃SCH₃, and CH₃SSCH₃. *J. Phys. Chem.* **1981**, *85*, 2660-2665, doi:10.1021/j150618a019.
- Wine, P. H.; Kreutter, N. M.; Ravishankara, A. R. Flash photolysis-resonance fluorescence kinetics study of the reaction $OH + NO_2 + M \rightarrow HNO_3 + M$. *J. Phys. Chem.* **1979**, *83*, 3191-3195, doi:10.1021/j100488a002.
- Wine, P. H.; Nicovich, J. M.; Ravishankara, A. R. Kinetics of the reactions of O(³P) and O(¹D) with Cl₂. *J. Phys. Chem.* **1985**, *89*, 3914-3918.
- Wine, P. H.; Nicovich, J. M.; Stickel, R. E.; Zhao, Z.; Shackelford, C. J.; Kreutter, K. D.; Daykin, E. P.; Wang, S. In *The Tropospheric Chemistry of Ozone in the Polar Regions*; Springer-Verlag: Berlin, **1993**; Vol. I7; pp 385-395.
- Wine, P. H.; Nicovich, J. M.; Thompson, R. J.; Ravishankara, A. R. Kinetics of O(³P₁) reactions with H₂O₂ and O₃. *J. Phys. Chem.* **1983**, *87*, 3948-3954.
- Wine, P. H.; Ravishankara, A. R. Kinetics of O(¹D) interactions with the atmospheric gases N₂, N₂O, H₂O, H₂, CO₂, and O₃. *Chem. Phys. Lett.* **1981**, *77*, 103-109.

- Wine, P. H.; Ravishankara, A. R. O₃ photolysis at 248 nm and O(¹D₂) quenching by H₂O, CH₄, H₂, and N₂O: O(³P₁) yields. *Chem. Phys.* **1982**, *69*, 365-373.
- Wine, P. H.; Ravishankara, A. R. Reactive and non-reactive quenching of O(¹D₂) by COF₂. *Chem. Phys. Lett.* **1983**, *96*, 129-132.
- Wine, P. H.; Ravishankara, A. R.; Philen, D. L.; Davis, D. D.; Watson, R. T. High resolution absorption cross sections for the A²Π-X²Π system of ClO. *Chem. Phys. Lett.* **1977**, *50*, 101-106.
- Wine, P. H.; Semmes, D. H.; Ravishankara, A. R. A laser flash photolysis kinetics study of the reaction OH + H₂O₂ → HO₂ + H₂O. *J. Chem. Phys.* **1981**, *75*, 4390-4395, doi:10.1063/1.442602.
- Wine, P. H.; Shah, R. C.; Ravishankara, A. R. Rate of reaction of OH with CS₂. *J. Phys. Chem.* **1980**, *84*, 2499-2503, doi:10.1021/j100457a003.
- Wine, P. H.; Thompson, R. J.; Ravishankara, A. R.; Semmes, D. H.; Gump, C. A.; Torabi, A.; Nicovich, J. M. Kinetics of the reaction OH + SO₂ + M → HOSO₂ + M. Temperature and pressure dependence in the falloff region. *J. Phys. Chem.* **1984**, *88*, 2095-2104, doi:10.1021/j150654a031.
- Wine, P. H.; Thompson, R. J.; Semmes, D. H. Kinetics of OH reactions with aliphatic thiols. *Int. J. Chem. Kinet.* **1984**, *16*, 1623-1636.
- Wine, P. H.; Wells, J. R.; Nicovich, J. M. Kinetics of the reactions of F(²P) and Cl(²P) with HNO₃. *J. Phys. Chem.* **1988**, *92*, 2223-2228, doi:10.1021/j100319a028.
- Wine, P. H.; Wells, J. R.; Ravishankara, A. R. Channel specific rate constants for reactions of O(¹D) with HCl and HBr. *J. Chem. Phys.* **1986**, *84*, 1349-1354, doi:10.1063/1.450526.
- Winer, A. M.; Lloyd, A. C.; Darnall, K. R.; Atkinson, R.; Pitts, J. N., Jr. Rate constants for the reaction of OH radicals with *n*-propyl acetate, *sec*-butyl acetate, tetrahydrofuran and peroxyacetyl nitrate. *Chem. Phys. Lett.* **1977**, *51*, 221-226.
- Winer, A. M.; Lloyd, A. C.; Darnall, K. R.; Pitts, J. N., Jr. Relative rate constants for the reaction of the hydroxyl radical with selected ketones, chloroethenes, and monoterpene hydrocarbons. *J. Phys. Chem.* **1976**, *80*, 1635-1639.
- Winkler, A. K.; Holmes, N. S.; Crowley, J. N. Interaction of methanol, acetone and formaldehyde with ice surfaces between 198 and 223 K. *Phys. Chem. Chem. Phys.* **2002**, *4*, 5270-5275, doi:10.1039/b206258e.
- Winkler, I. C.; Stachnik, R. A.; Steinfeld, J. I.; Miller, S. M. Determination of NO (*v* = 0-7) product distribution from the N(⁴S) + O₂ reaction using two-photon ionization. *J. Chem. Phys.* **1986**, *85*, 890-899.
- Winkler, P. M.; Vrtala, A.; Rudolf, R.; Wagner, P. E.; Riipinen, I.; Vesala, T.; Lehtinen, K. E. J.; Viisanen, Y.; Kulmala, M. Condensation of water vapor: Experimental determination of mass and thermal accommodation coefficients. *J. Geophys. Res.* **2006**, *111*, D19202, doi:10.1029/2006JD007194.
- Winkler, P.; Vrtala, A.; Wagner, P. E.; Kulmala, M.; Lehtinen, K. E. J.; Vesala, T. Mass and thermal accommodation during gas-liquid condensation of water. *Phys. Rev. Lett.* **2004**, *93*, 075701, doi:10.1103/Phys.Rev.Lett93.075701.
- Winkler, T.; Goschnick, J.; Ache, H. J. Reactions of nitrogen oxides with NaCl as a model of sea salt aerosol. *J. Aerosol Sci.* **1991**, *22*, S605-S608.
- Winterhalter, R.; Jensen, N. R.; Magneron, I.; Wirtz, K.; Mellouki, A.; Mu, Y.; Tadic, J.; Horowitz, A.; Moortgat, G. K.; Hjorth, J. "Proceedings of the EUROTRAC-2 Symposium 2000", **2001**, Springer, Berlin.
- WMO *Atmospheric Ozone: 1985*; National Aeronautics and Space Administration: Geneva, Report No. 16, Chapter 7, **1986**.
- Woiki, D.; Roth, P. Oxidation of S and SO by O₂ in high-temperature pyrolysis and photolysis reaction systems. *Int. J. Chem. Kinet.* **1995**, *27*, 59-71.
- Wolf, M.; Yang, D. L.; Durant, J. L. Kinetic studies of NH_x radical reactions. *J. Photochem. Photobiol. A: Chem.* **1994**, *80*, 85-93.
- Wolf, S.; Bitter, M.; Krankowsky, D.; Mauersberger, K. Multi-isotope study of fractionation effects in the ozone formation process. *J. Chem. Phys.* **2000**, *113*, 2684-2686.
- Wolff, E. W.; Mulvaney, R. Reactions on sulphuric acid aerosol and on polar stratospheric clouds in the Antarctic stratosphere. *Geophys. Res. Lett.* **1991**, *18*, 1007-1010.
- Wollenhaupt, M.; Carl, S. A.; Horowitz, A.; Crowley, J. N. Rate coefficients for reaction of OH with acetone between 202 and 395 K. *J. Phys. Chem. A* **2000**, *104*, 2695-2705, doi:10.1021/jp993738f.
- Wollenhaupt, M.; Crowley, J. N. Kinetic studies of the reactions CH₃ + NO₂ → products, CH₃O + NO₂ → products, and OH + CH₃C(O)CH₃ → CH₃C(O)OH + CH₃, over a range of temperature and pressure. *J. Phys. Chem. A* **2000**, *104*, 6429-6438, doi:10.1021/jp0005726.
- Wong, E. L.; Belles, F. R.; NASA TN D-6495 NASA Washington, D. C., **1971**.
- Wong, P. K.; Wang, Y. H. Determination of the Henry's law constant for dimethyl sulfide in seawater. *Chemosphere* **1997**, *35*, 535-544.
- Wong, W. D.; Davis, D. A flash photolysis-resonance fluorescence study of the reaction of atomic hydrogen with molecular oxygen H + O₂ + M → HO₂ + M. *Int. J. Chem. Kinet.* **1974**, *6*, 401-416.

- Wongdontri-Stuper, W.; Jayanty, R. K. M.; Simonaitis, R.; Heicklen, J. The Cl₂ photosensitized decomposition of O₃: the reactions of ClO and OClO with O₃. *J. Photochem.* **1979**, *10*, 163-186.
- Worsnop, D. R.; Fox, L. E.; Zahniser, M. S.; Wofsy, S. C. Vapor pressures of solid hydrates of nitric acid: Implications for polar stratospheric clouds. *Science* **1993**, *259*, 71-74.
- Worsnop, D. R.; Williams, L. R.; Kolb, C. E.; Mozurkewich, M.; Gershenson, M.; Davidovits, P. Comment on "The NH₃ mass accommodation coefficient for uptake onto sulfuric acid solution". *J. Phys. Chem. A* **2004**, *108*, 8546-8548, doi:10.1021/jp036519+.
- Worsnop, D. R.; Zahniser, M. S.; Kolb, C. E. Correction: Low-temperature absolute rate constants for the reaction of atomic sodium with ozone and nitrous oxide. *J. Phys. Chem.* **1992**, *96*, 9088, doi:10.1021/j100201a074.
- Worsnop, D. R.; Zahniser, M. S.; Kolb, C. E. Low-temperature absolute rate constants for the reaction of atomic sodium with ozone and nitrous oxide. *J. Phys. Chem.* **1991**, *95*, 3960-3964.
- Worsnop, D. R.; Zahniser, M. S.; Kolb, C. E.; Gardner, J. A.; Watson, L. R.; Doren, J. M. V.; Jayne, J. T.; Davidovits, P. Temperature dependence of mass accommodation of SO₂ and H₂O₂ on aqueous surfaces. *J. Phys. Chem.* **1989**, *93*, 1159-1172, doi:10.1021/j100340a027.
- Worthington, E. K.; Wade, E. A. Henry's law coefficients of chloropicrin and methyl isothiocyanate. *Atmos. Environ.* **2007**, *41*, 5510-5515, doi:10.1016/j.atmosenv.2007.02.019.
- Wrede, E.; Laubach, S.; Schulenburg, S.; Brown, A.; Wouters, E. R.; Orr-Ewing, A. J.; Ashfold, M. N. R. Continuum state spectroscopy: A high resolution ion imaging study of IBr in the wavelength range 440-685 nm. *J. Chem. Phys.* **2001**, *114*, 2629-2646, doi:10.1063/1.1337049#.
- Wren, S. N.; Kahan, T. F.; Jumaa, K. B.; Donaldson, D. J. Spectroscopic studies of the heterogeneous reaction between O₃(g) and halides at the surface of frozen salt solutions. *J. Geophys. Res.* **2010**, *115*, D16309, doi:10.1029/2010JD013929.
- Wright, T. G.; Ellis, A. M.; Dyke, J. M. A study of the products of the gas-phase reactions M + N₂O and M + O₃ and where M = Na or K with ultraviolet photoelectron spectroscopy. *J. Chem. Phys.* **1993**, *98*, 2891-2907.
- Wu, C. H.; Japar, S. M.; Niki, H. Relative reactivities of HO-hydrocarbon reactions from smog reactor studies. *J. Environ. Sci. Health* **1976**, *A11*, 191-200.
- Wu, C. Y. R.; Chen, F. Z. Temperature-dependent photoabsorption cross sections of H₂S in the 1600-2600 Å region. *J. Quant. Spectrosc. Radiat. Transfer* **1998**, *60*, 17-23.
- Wu, C. Y. R.; Chen, F. Z.; Judge, D. L. Temperature-dependent photoabsorption cross sections of OCS in the 2000-2600 Å region. *J. Quant. Spectrosc. Radiat. Transfer* **1999**, *61*, 265-271.
- Wu, C. Y. R.; Judge, D. L. SO₂ and CS₂ cross section data in the ultraviolet region. *Geophys. Res. Lett.* **1981**, *8*, 769-771, doi:10.1029/GL008i007p00769.
- Wu, C. Y. R.; Judge, D. L.; Matsui, T. High-temperature ultrahigh-resolution absorption cross-section measurements of O₂ in the EUV region. *J. Electron Spectrosc. Related Phenom.* **2005**, *144-147*, 123-126, doi:10.1016/j.elspec.2005.01.047.
- Wu, C. Y. R.; Yang, B. W.; Chen, F. Z.; Judge, D. L.; Caldwell, J.; Trafton, L. M. Measurements of high-, room-, and low-temperature photoabsorption cross sections of SO₂ in the 2080- to 2950-Å region, with application to Io. *Icarus* **2000**, *145*, 289-296, doi:10.1006/icar.1999.6322.
- Wu, E. C.; Rodgers, A. S. Kinetics of the gas phase reaction of pentafluoroethyl iodide with hydrogen iodide. Enthalpy of formation of the pentafluoroethyl radical and the pi bond dissociation energy in tetrafluoroethylene. *J. Am. Chem. Soc.* **1976**, *98*, 6112-6115, doi:10.1021/ja00436a007.
- Wu, E. C.; Rodgers, A. S. Thermochemistry of gas-phase equilibrium CF₃CH₃ + I₂ = CF₃CH₂I + HI. The carbon-hydrogen bond dissociation energy in 1,1,1-trifluoroethane and the heat of formation of the 2,2,2-trifluoroethyl radical. *J. Phys. Chem.* **1974**, *78*, 2315-2317, doi:10.1021/j150671a002.
- Wu, F.; Carr, R. W. An investigation of temperature and pressure dependence of the reaction of CF₂ClO₂ radicals with nitrogen dioxide by flash photolysis and time resolved mass spectrometry. *Int. J. Chem. Kinet.* **1991**, *23*, 701-715.
- Wu, F.; Carr, R. W. Time-resolved observation of the formation of CF₂O and CFCIO in the CF₂Cl + O₂ and CFCI₂ + O₂ reactions. The unimolecular elimination of Cl atoms from CF₂ClO and CFCI₂O radicals. *J. Phys. Chem.* **1992**, *96*, 1743-1748, doi:10.1021/j100183a046.
- Wu, H.; Mu, Y.; Zhang, X.; Jiang, G. Relative rate constants for the reactions of hydroxyl radicals and chlorine atoms with a series of aliphatic alcohols. *Int. J. Chem. Kinet.* **2003**, *35*, 81-87, doi:10.1002/kin.10109.
- Wu, L.-Y.; Tong, S.-R.; Hou, S.-Q.; Ge, M.-F. Influence of temperature on the heterogeneous reaction of formic acid on α-Al₂O₃. *J. Phys. Chem. A* **2012**, *116*, 10390-10396, doi:10.1021/jp3073393.
- Wu, L.; Tong, S.; Ge, M. Heterogeneous reaction of NO₂ on Al₂O₃: The effect of temperature on the nitrite and nitrate formation. *J. Phys. Chem. A* **2013**, *117*, 4937-4944, doi:10.1021/jp402773c.
- Wu, R.; Wang, S.; Wang, L. New mechanism for the atmospheric oxidation of dimethyl sulfide. The importance of intramolecular hydrogen shift in a CH₃SCH₂OO radical. *J. Phys. Chem. A* **2015**, *119*, 112-117, doi:10.1021/jp511616j.

Wurzberg, E.; Houston, P. L. The temperature dependence of absolute rate constants for the F + H₂ and F + D₂ reactions. *J. Chem. Phys.* **1980**, *72*, 4811-4814.

X

[Back to Index](#)

- Xia, W. S.; Lin, M. C. A multifacet mechanism for the OH + HNO₃ reaction: An *ab initio* molecular orbital/statistical theory study. *J. Chem. Phys.* **2001**, *114*, 4522-4532, doi:10.1063/1.1337061.
- Xiang, T.; Torres, M. L.; Guillory, W. A. State-selected reaction and relaxation of NH₂[X²B₁(0,ν₂,0)] radicals and NO₂. *J. Chem. Phys.* **1985**, *83*, 1623-1629.
- Xing, J.-H.; Takahashi, K.; Hurley, M. D.; Wallington, T. J. Kinetics of the reaction of chlorine atoms with isoprene (2-methyl 1,3-butadiene, CH₂=C(CH₃)CH=CH₂) at 297 ± 2 K. *Chem. Phys. Lett.* **2009**, *472*, 39-43, doi:10.1016/j.cplett.2009.03.002.
- Xing, S. B.; Shi, S.-H.; Qiu, L. X. Kinetics studies of reactions of OH radicals with four haloethanes Part I. Experiment and BEBO calculation. *Int. J. Chem. Kinet.* **1992**, *24*, 1-10.
- Xiong, J. Q.; Carr, R. W. Thermal decomposition of CF₂ClO₂NO₂. *J. Phys. Chem.* **1994**, *98*, 9811-9822, doi:10.1021/j100090a015.
- Xu, B.; Shang, J.; Zhu, T.; Tang, X. Heterogeneous reaction of formaldehyde on the surface of γ-Al₂O₃ particles. *Atmos. Environ.* **2011**, *45*, 3569-3575, doi:10.1016/j.atmosenv.2011.03.067.
- Xu, D.; Francisco, J. S.; Huang, J.; Jackson, W. M. Ultraviolet photodissociation of bromoform at 234 and 267 nm by means of ion velocity imaging. *J. Chem. Phys.* **2002**, *117*, 2578-2585, doi:10.1063/1.1491877.
- Xu, H.; Joens, J. A. CS₂ absorption cross-section measurements from 187 nm to 230 nm. *Geophys. Res. Lett.* **1993**, *20*, 1035-1037.
- Xu, Z. F.; Lin, M. C. Computational studies on metathetical and redox processes of HOCl in the gas phase. 1. Reactions with H, O, HO, and HO₂. *J. Phys. Chem. A* **2009**, *113*, 8811-8817, doi:10.1021/jp905136h.
- Xu, Z. F.; Zhu, R. S.; Lin, M. C. *Ab initio* studies of ClO_x reactions: VI. Theoretical prediction of total rate constant and product branching probabilities for the HO₂ + ClO reaction. *J. Phys. Chem. A* **2003**, *107*, 3841-3850, doi:10.1021/jp0221237.

Y

[Back to Index](#)

- Yabushita, A.; Enami, S.; Sakamoto, Y.; Kawasaki, M.; Hoffmann, M. R.; Colussi, A. J. Anion-catalyzed dissolution of NO₂ on aqueous microdroplets. *J. Phys. Chem. A* **2009**, *113*, 4844-4848, doi:10.1021/jp900685f.
- Yamada, T.; El-Sinawi, A.; Siraj, M.; Taylor, P. H.; Peng, J.; Hu, X.; Marshall, P. Rate coefficients and mechanistic analysis for the reaction of hydroxyl radicals with 1,1-dichloroethylene and *trans*-1,2-dichloroethylene over an extended temperature range. *J. Phys. Chem. A* **2001**, *105*, 7588-7597, doi:10.1021/jp0109067.
- Yamada, T.; Fang, T. D.; Taylor, P. H.; Berry, R. J. Kinetics and thermochemistry of the OH radical reaction with CF₃CCl₂H and CF₃CFClH. *J. Phys. Chem. A* **2000**, *104*, 5013-5022, doi:10.1021/jp993577f.
- Yamada, T.; Siraj, M.; Taylor, P. H.; Peng, J.; Hu, X.; Marshall, P. Rate coefficients and mechanistic analysis for reaction of OH with vinyl chloride between 293 and 730 K. *J. Phys. Chem. A* **2001**, *105*, 9436-9444, doi:10.1021/jp011545y.
- Yamada, T.; Taylor, P. H.; Goumri, A.; Marshall, P. The reaction of OH with acetone and acetone-d₆ from 298 to 832 K: Rate coefficients and mechanism. *J. Chem. Phys.* **2003**, *119*, 10600-10606, doi:10.1063/1.1619950.
- Yamamoto, S.; Back, R. A. The photolysis and thermal decomposition of pyruvic acid in the gas phase. *Can. J. Chem.* **1985**, *63*, 549-554.
- Yang, X.; Felder, P.; Huber, J. R. Photodissociation of methyl nitrate in a molecular beam. *J. Phys. Chem.* **1993**, *97*, 10903-10910.
- Yano, T.; Tschuikow-Roux, E. A reexamination of the photodissociation of CH₂ClCH₂Cl at 147 nm. Test for chlorine atom reactions. *J. Phys. Chem.* **1980**, *84*, 3372-3377.
- Yano, T.; Tschuikow-Roux, E. Competitive photochlorination of the fluoroethanes CH₃CHF₂, CH₂FCH₂F and CHF₂CHF₂. *J. Photochem.* **1986**, *32*, 25-37.
- Yao, F.; Wilson, I.; Johnston, H. Temperature-dependent ultraviolet absorption spectrum for dinitrogen pentoxide. *J. Phys. Chem.* **1982**, *86*, 3611-3615, doi:10.1021/j100215a023.
- Yarwood, G.; Sutherland, J. W.; Wickramaaratchi, M. A.; Klemm, R. B. Direct rate constant measurements for the reaction O + NO + Ar → NO₂ + Ar at 300-1341 K. *J. Phys. Chem.* **1991**, *95*, 8771-8775.
- Yaws, C. L.; Hopper, J. R.; Wang, X.; Rathinsamy, A. K. Calculating solubility & Henry's Law constants for gases in water. *Chem. Eng.* **1999**, 102-105.
- Yetter, R. A.; Rabitz, H.; Dryer, F. L.; Maki, R. G.; Klemm, R. B. Evaluation of the rate constant for the reaction OH + H₂CO: Application of modeling and sensitivity analysis techniques for determination of the product branching ratio. *J. Chem. Phys.* **1989**, *91*, 4088-4097, doi:10.1063/1.456838.

- Yokelson, R. J.; Burkholder, J. B.; Fox, R. W.; Talukdar, R. K.; Ravishankara, A. R. Temperature dependence of the NO₃ absorption spectrum. *J. Phys. Chem.* **1994**, *98*, 13144-13150.
- Yokelson, R. J.; Burkholder, J. B.; Goldfarb, L.; Fox, R. W.; Gilles, M. K.; Ravishankara, A. R. Temperature dependent rate coefficient for the Cl + ClONO₂ reaction. *J. Phys. Chem.* **1995**, *99*, 13976-13983.
- Yokelson, R. J.; Burkholder, J.; Fox, R. W.; Ravishankara, A. R. Photodissociation of ClONO₂: 2. Time-resolved absorption studies of product quantum yields. *J. Phys. Chem. A* **1997**, *101*, 6667-6678.
- Yoshino, K.; Cheung, A. S. C.; Esmond, J. R.; Parkinson, W. H.; Freeman, D. E.; Guberman, S. L.; Jenouvrier, A.; Coquart, B.; Merienne, M. F. Improved absorption cross sections of oxygen in the wavelength region 205-240 nm of the Herzberg continuum. *Planet. Space Sci.* **1988**, *36*, 1469-1475.
- Yoshino, K.; Esmond, J. R.; Cheung, A. S. C.; Freeman, D. E.; Parkinson, W. H. Band oscillator strengths of the (2,1)-(12,1) Schumann-Runge bands of O₂ from absolute absorption cross-section measurements at room temperature. *J. Geophys. Res.* **1990**, *95*, 11743.
- Yoshino, K.; Esmond, J. R.; Cheung, A. S.-C.; Freeman, D. E.; Parkinson, W. H. High resolution absorption cross sections in the transmission window region of the Schumann-Runge bands and Herzberg continuum of O₂. *Planet. Space Sci.* **1992**, *40*, 185-192.
- Yoshino, K.; Esmond, J. R.; Freeman, D. E.; Parkinson, W. H. Measurements of absolute absorption cross sections of ozone in the 185- to 254-nm wavelength region and the temperature dependence. *J. Geophys. Res.* **1993**, *98*, 5205-5211.
- Yoshino, K.; Esmond, J. R.; Murray, J. E.; Parkinson, W. H.; Thorne, A. P.; Learner, R. C. M.; Cox, G. Band oscillator strengths of the Herzberg I bands of O₂. *J. Chem. Phys.* **1995**, *103*, 1243-1249.
- Yoshino, K.; Esmond, J. R.; Parkinson, W. H. High-resolution absorption cross section measurements of NO₂ in the UV and visible region. *Chem. Phys.* **1997**, *221*, 169-174.
- Yoshino, K.; Esmond, J. R.; Parkinson, W. H.; Ito, K.; Matsui, T. Erratum Chem. Phys. 211, 387-391, 1996. *Chem. Phys.* **1997**, *215*, 429-430.
- Yoshino, K.; Esmond, J. R.; Parkinson, W. H.; Thorne, A. P.; Learner, R. C. M.; Cox, G. Fourier transform spectroscopy and cross-section measurements of the Herzberg II bands of O₂ at 295 K. *J. Chem. Phys.* **1999**, *111*, 2960-2967.
- Yoshino, K.; Esmond, J. R.; Parkinson, W. H.; Thorne, A. P.; Learner, R. C. M.; Cox, G.; Cheung, A. S.-C. Fourier transform spectroscopy and cross section measurements of the Herzberg III bands of O₂ at 295 K. *J. Chem. Phys.* **2000**, *112*, 9791-9801.
- Yoshino, K.; Freeman, D. E.; Esmond, J. R.; Friedman, R. S.; Parkinson, W. H. High-resolution absorption cross-sections and band oscillator-strengths of the Schumann-Runge absorption-bands of isotopic oxygen, ¹⁸O₂, at 79 K. *Planet. Space Sci.* **1988**, *36*, 1201-1210.
- Yoshino, K.; Freeman, D. E.; Esmond, J. R.; Friedman, R. S.; Parkinson, W. H. High-resolution absorption cross-sections and band oscillator-strengths of the Schumann-Runge absorption-bands of isotopic oxygen, (OO)-¹⁶O¹⁸O, at 79-K. *Planet. Space Sci.* **1989**, *37*, 419-426.
- Yoshino, K.; Freeman, D. E.; Esmond, J. R.; Parkinson, W. H. Absolute absorption cross-section measurements of ozone in the wavelength region 238-335 nm and the temperature-dependence. *Planet. Space Sci.* **1988**, *36*, 395-398.
- Yoshino, K.; Freeman, D. E.; Esmond, J. R.; Parkinson, W. H. High-resolution absorption cross-sections and band oscillator-strengths of the Schumann-Runge bands of oxygen at 79-K. *Planet. Space Sci.* **1987**, *35*, 1067-1075.
- Yoshino, K.; Freeman, D. E.; Parkinson, W. H. Atlas of the Schumann-Runge absorption bands of O₂ in the wavelength region 175-205 nm. *J. Phys. Chem. Ref. Data* **1984**, *13*, 207-227.
- Yoshino, K.; Freeman, D. E.; Parkinson, W. H. High resolution absorption cross-section measurements of N₂O at 295-299 K in the wavelength region 170-222 nm. *Planet. Space Sci.* **1984**, *32*, 1219-1222.
- Yoshino, K.; Freeman, D. F.; Esmond, J. R.; Parkinson, W. H. High-resolution absorption cross-section measurements and band oscillator-strengths of the (1,0)-(12,0) Schumann-Runge bands of O₂. *Planet. Space Sci.* **1983**, *31*, 339-353
- Yoshino, K.; Huestis, D. L.; Nicholls, R. W. Comment on the Herzberg Continuum. *J. Quant. Spectrosc. Radiat. Transfer* **1998**, *60*, 1091.
- Yoshino, K.; Murray, J. E.; Esmond, J. R.; Sun, Y.; Parkinson, W. H.; Thorne, A. P.; Learner, R. C. M.; Cox, G. Fourier transform spectroscopy of the Herzberg I bands of O₂. *Can. J. Phys.* **1994**, *72*, 1101-1108.
- Yoshino, K.; Parkinson, W. H.; Ito, K.; Matsui, T. Absolute absorption cross-section measurements of Schumann-Runge continuum of O₂ at 90 and 295 K. *J. Mol. Spectrosc.* **2005**, *229*, 238-243, doi:10.1016/j.jms.2004.08.020.
- Yoshitake, H. Effects of surface water on NO₂-NaCl reaction studied by diffuse reflectance infrared spectroscopy (DRIRS). *Atmos. Environ.* **2000**, *34*, 2571-2580.

- Yoshizumi, K.; Aoki, K.; Nouchi, I.; Okita, T.; Kobayashi, T.; Kamakura, S.; Tajima, M. Measurements of the concentrations in rainwater and of the Henry's Law constant of hydrogen peroxide. *Atmos. Environ.* **1984**, *18*, 395-401.
- Young, C. J.; Hurley, M. D.; Wallington, T. J.; Mabury, S. A. Atmospheric chemistry of CF₃CF₂H and CF₃CF₂CF₂H: Kinetics and products of gas-phase reactions with Cl atoms and OH radicals, infrared spectra, and formation of perfluorocarboxylic acids. *Chem. Phys. Lett.* **2009**, *473*, 251-256, doi:10.1016/j.cplett.2009.04.001.
- Young, C. J.; Hurley, M. D.; Wallington, T. J.; Mabury, S. A. Atmospheric chemistry of perfluorobutenes (CF₃CF=CFCF₃ and CF₃CF₂CF=CF₂): Kinetics and mechanisms of reactions with OH radicals and chlorine atoms, IR spectra, global warming potentials, and oxidation to perfluorocarboxylic acids. *Atmos. Environ.* **2009**, *43*, 3717-3724, doi:10.1016/j.atmosenv.2009.04.025.
- Young, C. L. Nitrous oxide in water. In *Oxides of Nitrogen*; Young, C. L., Ed.; Pergamon: Oxford, **1981**; Vol. 8; pp 1-22.
- Young, I. A. K.; Jones, R. L.; Pope, F. D. The UV and visible spectra of chlorine peroxide: Constraining the atmospheric photolysis rate. *Geophys. Res. Lett.* **2014**, *41*, 1781-1788, doi:10.1002/2013GL058626.
- Young, I. A. K.; Murray, C.; Blaum, C. M.; Cox, R. A.; Jones, R. L.; Pope, F. D. Temperature dependent structured absorption spectra of molecular chlorine. *Phys. Chem. Chem. Phys.* **2011**, *13*, 15318-15325, doi:10.1039/c1cp21337g.
- Yu, D.; Rauk, A.; Armstrong, D. A. Radicals and ions of formic and acetic acids: An ab initio study of the structures and gas and solution phase thermochemistry. *J. Chem. Soc. Perkin Trans 2* **1994**, 2207-2215.
- Yu, W. H. S.; Wijnen, M. H. J. Photolysis of chloroform in the presence of ethane at 25°C. *J. Chem. Phys.* **1970**, *52*, 2736-2739.
- Yu, X. Y.; Barker, J. R. Hydrogen peroxide photolysis in acidic aqueous solutions containing chloride ions. I. Chemical mechanism. *J. Phys. Chem. A* **2003**, 1325-1332, doi:10.1021/jp026666s.
- Yujing, M.; Mellouki, A. Rate constants for the reactions of OH with chlorinated propanes. *Phys. Chem. Chem. Phys.* **2001**, *3*, 2614-2617, doi:10.1039/b102971c.
- Yujing, M.; Mellouki, A. Temperature dependence for the rate constants of the reaction of OH radicals with selected alcohols. *Chem. Phys. Lett.* **2001**, *333*, 63-68.
- Yujing, M.; Mellouki, A. The near-UV absorption cross sections for several ketones. *J. Photochem. Photobiol. A: Chem.* **2000**, *134*, 31-36.
- Yung, Y. L.; Miller, C. E. Isotopic fractionation of stratospheric nitrous oxide. *Science* **1997**, *278*, 1778-1780, doi:10.1126/science.278.5344.1778.

Z

[Back to Index](#)

- Zabarnick, S. Kinetics of the reaction OH + NO + M → HONO + M as a function of temperature and pressure in the presence of argon, SF₆ and N₂ bath gas. *Chem. Phys.* **1993**, *171*, 265-273.
- Zabarnick, S.; Heicklen, J. Reactions of alkoxy radicals with O₂. I. C₂H₅O radicals. *Int. J. Chem. Kinet.* **1985**, *17*, 455-476.
- Zabarnick, S.; Fleming, J. W.; Lin, M. C. Kinetics of hydroxyl radical reactions with formaldehyde and 1,3,5-trioxane between 290 and 600 K. *Int. J. Chem. Kinet.* **1988**, *20*, 117-129.
- Zabel, F. Unimolecular decomposition of peroxy nitrates. *Z. Phys. Chem.* **1995**, *188*, 119-142.
- Zabel, F.; Reimer, A.; Becker, K. H.; Fink, E. H. Thermal decomposition of alkyl peroxy nitrates. *J. Phys. Chem.* **1989**, *93*, 5500-5507.
- Zabel, F.; Sahetchian, K. A.; Chachaty, C. ESR spectra of free radicals formed during the gas-phase photo-oxidation of formaldehyde: Thermal stability of the HOCH₂OO radical. *Chem. Phys. Lett.* **1987**, *134*, 433-437.
- Zagogianni, H.; Mellouki, A.; Poulet, G. Réactivité des radicaux Cl et ClO avec HNO₃. *C. R. Acad. Sci. Paris* **1987**, *Series II 304*, 573-578.
- Zahniser, M. S.; Berquist, B. M.; Kaufman, F. Kinetics of the reaction Cl + CH₄ → CH₃ + HCl from 200° to 500° K. *Int. J. Chem. Kinet.* **1978**, *10*, 15-29.
- Zahniser, M. S.; Chang, J.; Kaufman, F. Chlorine nitrate: Kinetics of formation by ClO + NO₂ + M and of reaction with OH. *J. Chem. Phys.* **1977**, *67*, 997-1003.
- Zahniser, M. S.; Howard, C. J. Kinetics of the reaction of HO₂ with ozone. *J. Chem. Phys.* **1980**, *73*, 1620-1626, doi:10.1063/1.440343.
- Zahniser, M. S.; Kaufman, F. Kinetics of the reactions of ClO with O and with NO. *J. Chem. Phys.* **1977**, *66*, 3673-3681.
- Zahniser, M. S.; Kaufman, F.; Anderson, J. G. Kinetics of the reaction of OH with HCl. *Chem. Phys. Lett.* **1974**, *27*, 507-510.
- Zahniser, M. S.; Kaufman, F.; Anderson, J. G. Kinetics of the reaction Cl + O₃ → ClO + O₂. *Chem. Phys. Lett.* **1976**, *37*, 226-231.

- Zangmeister, C. D.; Pemberton, J. E. Raman spectroscopy of the reaction of sodium chloride with nitric acid: Sodium nitrate growth and the effect of water exposure. *J. Phys. Chem. A* **2001**, *105*, 3788-3795, doi:10.1021/jp003374n.
- Zangmeister, C. D.; Turner, J. A.; Pemberton, J. E. Segregation of NaBr in NaBr/NaCl crystals grown from aqueous solutions: Implications for sea salt surface chemistry. *Geophys. Res. Lett.* **2001**, *28*, 995-998.
- Zaraga, F.; Nogar, N. S.; Moore, C. B. Transition moment, radiative lifetime, and quantum yield for dissociation of the ${}^3\Pi_0^+$ state of ${}^{81}\text{Br}_2$. *J. Mol. Spectrosc.* **1976**, *63*, 564-571.
- Zelenov, V. V.; Aparina, E. V.; Gershenson, M. Y.; Il'in, S. D.; Gershenson, Y. M. Kinetic mechanisms of atmospheric gases uptake on sea salt surfaces. 4. Initial step of NO_3 uptake on salts NaCl and NaBr. *Khim. Fiz.* **2003**, *22*, 37-48.
- Zelenov, V. V.; Aparina, E. V.; Gershenson, M. Y.; Il'in, S. D.; Gershenson, Y. M. Kinetic mechanisms of atmospheric gases uptake on sea salt surfaces. 3. Reactive NO_3 uptake on humidified sea salts NaX (X=Cl, Br) under steady state conditions. *Khim. Fiz.* **2003**, *22*, 58-70.
- Zelenov, V. V.; Aparina, E. V.; Kashtanov, S. A.; Shestakov, D. V.; Gershenson, Y. M. Kinetic mechanism of ClONO_2 uptake on polycrystalline film of NaCl. *J. Phys. Chem. A* **2006**, *110*, 6771-6780, doi:10.1021/jp056272b.
- Zelikoff, M.; Aschenbrand, L. M. Vacuum ultraviolet photochemistry, Part II. Nitrous oxide at 1849 Å. *J. Chem. Phys.* **1954**, *22*, 1685-1687.
- Zelikoff, M.; Watanabe, K.; Inn, E. C. Y. Absorption coefficients of gases in the vacuum ultraviolet. Part II. Nitrous oxide. *J. Chem. Phys.* **1953**, *21*, 1643-1647.
- Zellner, R. Recent advances in free radical kinetics of oxygenated hydrocarbon radicals. *J. Chim. Phys.* **1987**, *84*, 403-407.
- Zellner, R.; Bednarek, G.; Hoffmann, A.; Kohlmann, J. P.; Mörs, V.; Saathoff, H. Rate and mechanism of the atmospheric degradation of 2H-heptafluoropropane (HFC-227). *Ber. Bunsenges. Phys. Chem.* **1994**, *98*, 141-146.
- Zellner, R.; Ewig, F. Computational study of the $\text{CH}_3 + \text{O}_2$ chain branching reaction. *J. Phys. Chem.* **1988**, *92*, 2971-2974.
- Zellner, R.; Ewig, F.; Paschke, R.; Wagner, G. Pressure and temperature dependence of the gas-phase recombination of hydroxyl radicals. *J. Phys. Chem.* **1988**, *92*, 4184-4190, doi:10.1021/j100325a038.
- Zellner, R.; Lorenz, K. Laser photolysis/resonance fluorescence study of the rate constants for the reactions of OH radicals with C_2H_4 and C_3H_6 . *J. Phys. Chem.* **1984**, *88*, 984-989, doi:10.1021/j150649a028.
- Zellner, R.; Steinert, W. Vibrational rate enhancement in the reaction $\text{OH} + \text{H}_2(v=1) \rightarrow \text{H}_2\text{O} + \text{H}$. *Chem. Phys. Lett.* **1981**, *81*, 568-572.
- Zellner, R.; Wagner, G.; Himme, B. H_2 formation in the reaction of $\text{O}(^1\text{D})$ with H_2O . *J. Phys. Chem.* **1980**, *84*, 3196-3198, doi:10.1021/j100461a013.
- Zetzsch, C. "Rate constants for the reactions of OH with acetone and methylethylketone in the gas phase"; 7th International Symposium on Gas Kinetics, **1982**, Goettingen, Germany.
- Zetzsch, C. In *Proceedings of the International Ozone Symposium 1988*; Bojkov, R., Fabian, P., Eds.; Deepak: Hampton, VA, **1989**.
- Zetzsch, C. Some combination reactions of fluorine atoms. In *First European Sym. on Combust*; Weinberg, F. S., Ed.; Academic Press London, **1973**; Vol. 35; pp 35-40.
- Zetzsch, C. UV absorption cross sections of sulfur hexafluoride and acetonitrile. In *Ozone in the Atmosphere*; Boikov, R. D., Fabian, P., Eds.; DEEPAK, **1989**; pp 685-689.
- Zetzsch, C.; Behnke, W. Heterogeneous photochemical sources of atomic chlorine in the troposphere. *Ber. Bunsenges. Phys. Chem.* **1992**, *96*, 488-493.
- Zetzsch, C.; Stuhl, F. In *Proceedings of the 2nd European Symposium on the Physico-Chemical Behaviour of Atmospheric Pollutants*; D. Reidel Publishing Co.: Dordrecht, Holland, **1982**; pp 129-137.
- Zhang, D. Q.; Zhong, J. X.; Qiu, L. X. Kinetics of the reaction of hydroxyl radicals with CH_2Br_2 and its implications in the atmosphere. *J. Atmos. Chem.* **1997**, *27*, 209-215.
- Zhang, H. Z.; Li, Y. Q.; Davidovits, P.; R., W. L.; Jayne, J. T.; Kolb, C. E.; Worsnop, D. R. Uptake of gas-phase species by 1-octanol. 2. Uptake of hydrogen halides and acetic acid as a function of relative humidity and temperature. *J. Phys. Chem. A* **2003**, *107*, 6398-6407, doi:10.1021/jp034254t.
- Zhang, H.; Roehl, C. M.; Sander, S. P.; Wennberg, P. O. Intensity of the second and third OH overtones of H_2O_2 , HNO_3 , and HO_2NO_2 . *J. Geophys. Res.* **2000**, *105*, 14593-14598.
- Zhang, H.; Wennberg, P. O.; Wu, V. H.; Blake, G. A. Fractionation of ${}^{14}\text{N}{}^{15}\text{N}{}^{16}\text{O}$ and ${}^{15}\text{N}{}^{14}\text{N}{}^{16}\text{O}$ during photolysis at 213 nm. *Geophys. Res. Lett.* **2000**, *27*, 2481-2484.
- Zhang, J. Y.; Dransfield, T.; Donahue, N. M. On the mechanism for nitrate formation via the peroxy radical plus NO reaction. *J. Phys. Chem. A* **2004**, *108*, 9082-9095, doi:10.1021/jp048096x.
- Zhang, J.; Donahue, N. M. Constraining the mechanism and kinetics of $\text{OH} + \text{NO}_2$ and $\text{HO}_2 + \text{NO}$ using the multiple-well master equation. *J. Phys. Chem. A* **2006**, *110*, 6898-6911, doi:10.1021/jp0556512.

- Zhang, J.; Dulligan, M.; Wittig, C. Photodissociation of HCl at 193.3 nm: Spin-orbit branching ratio. *J. Chem. Phys.* **1997**, *107*, 1403-1405.
- Zhang, L.; Fuss, W.; Kompa, K. L. Bond-selective photodissociation of CX (X = Br, I) in XC₂H₄C₂F₄X. *Chem. Phys.* **1990**, *144*, 289-297.
- Zhang, L.; Qin, Q.-Z. Theoretical studies on CS₂OH-O₂: a possible intermediate in the OH initiated oxidation of CS₂ by O₂. *J. Mol. Structure (Theochem)* **2000**, *531*, 375-379.
- Zhang, R.; Jayne, J. T.; Molina, M. J. Heterogeneous interactions of ClONO₂ and HCl with sulfuric acid tetrahydrate: Implications for the stratosphere. *J. Phys. Chem.* **1994**, *98*, 867-874, doi:10.1021/j100054a022.
- Zhang, R.; Leu, M.-T. Heterogeneous interaction of peroxyacetyl nitrate with liquid sulfuric acid. *J. Geophys. Res.* **1997**, *102*, 8837-8843.
- Zhang, R.; Leu, M.-T.; Keyser, L. F. Heterogeneous chemistry of HO₂NO₂ in liquid sulfuric acid. *J. Phys. Chem. A* **1997**, *101*, 3324-3330.
- Zhang, R.; Leu, M.-T.; Keyser, L. F. Heterogeneous chemistry of HONO on liquid sulfuric acid: A new mechanism of chlorine activation on stratospheric sulfate aerosol. *J. Phys. Chem.* **1996**, *100*, 339-345, doi:10.1021/jp952060a.
- Zhang, R.; Leu, M.-T.; Keyser, L. F. Heterogeneous reactions of ClONO₂, HCl and HOCl on liquid sulfuric acid surfaces. *J. Phys. Chem.* **1994**, *98*, 13563-13574, doi:10.1021/j100102a022.
- Zhang, R.; Leu, M.-T.; Keyser, L. F. Hydrolysis of N₂O₅ and ClONO₂ on the H₂SO₄/HNO₃/H₂O ternary solutions under stratospheric conditions. *Geophys. Res. Lett.* **1995**, *22*, 1493-1496.
- Zhang, R.; Leu, M.-T.; Keyser, L. F. Sulfuric acid monohydrate: Formation and heterogeneous chemistry in the stratosphere. *J. Geophys. Res.* **1995**, *100*, 18,845-818,854.
- Zhang, R.; Suh, I.; Lei, W.; Clinkenbeard, A. D.; North, S. W. Kinetic studies of OH-initiated reactions of isoprene. *J. Geophys. Res.* **2000**, *105*, 24627-24635.
- Zhang, R.; Wooldridge, P. J.; Molina, M. J. Vapor pressure measurements for the H₂SO₄/HNO₃/H₂O and H₂SO₄/HCl/H₂O systems: Incorporation of stratospheric acids into background sulfate aerosols. *J. Phys. Chem.* **1993**, *97*, 8541-8548.
- Zhang, W.; Cooper, G.; Ibuki, T.; Brion, C. E. Excitation and ionization of freon molecules. I. Absolute oscillator-strengths for the photoabsorption (12-740 eV) and the ionic photofragmentation (15-80 eV) of CF₄. *Chem. Phys.* **1989**, *137*, 391-405.
- Zhang, X.; Nimlos, M. R.; Ellison, G. B.; Varner, M. E.; Stanton, J. F. Infrared absorption spectra of matrix-isolated *cis*, *cis*-HOONO and its *ab initio* CCSD(T) anharmonic vibrational bands. *J. Chem. Phys.* **2006**, *124*, 084305, doi:10.1063/1.2163343.
- Zhang, Z.; Huie, R. E.; Kurylo, M. J. Rate constants for the reactions of OH with CH₃CFCl₂ (HCFC-141b), CH₃CF₂Cl (HCFC-142b), and CH₂FCF₃ (HFC-134a). *J. Phys. Chem.* **1992**, *96*, 1533-1535.
- Zhang, Z.; Liu, R. F.; Huie, R. E.; Kurylo, M. J. A gas-phase reactivity study of OH radicals with 1,1-dichloroethene and *cis*- and *trans*-1,2-dichloroethene over the temperature range 240-400 K. *J. Phys. Chem.* **1991**, *95*, 194-196, doi:10.1021/j100154a039.
- Zhang, Z.; Liu, R.; Huie, R. E.; Kurylo, M. J. Rate constants for the gas phase reactions of the OH radical with CF₃CF₂CHCl₂ (HCFC-225ca) and CF₂ClCF₂CHClF (HCFC-225cb). *Geophys. Res. Lett.* **1991**, *18*, 5-7.
- Zhang, Z.; Padmaja, S.; Saini, R. D.; Huie, R. E.; Kurylo, M. J. Reactions of hydroxyl radicals with several hydrofluorocarbons: The temperature dependencies of the rate constants for CHF₂CF₂CH₂F (HFC-245ca), CF₃CHFCHF₂ (HFC-236ea), CF₃CHF₂CF₃ (HFC-227ea), and CF₃CH₂CH₂CF₃ (HFC-356ffa). *J. Phys. Chem.* **1994**, *98*, 4312-4315, doi:10.1021/j100067a017.
- Zhang, Z.; Saini, R. D.; Kurylo, M. J.; Huie, R. E. A temperature dependent kinetic study of the reaction of the hydroxyl radical with CH₃Br. *Geophys. Res. Lett.* **1992**, *19*, 2413-2416.
- Zhang, Z.; Saini, R. D.; Kurylo, M. J.; Huie, R. E. Rate constants for the reactions of the hydroxyl radical with CHF₂CF₂CF₂CHF₂ and CF₃CHFCHFCF₂CF₃. *Chem. Phys. Lett.* **1992**, *200*, 230-234.
- Zhang, Z.; Saini, R. D.; Kurylo, M. J.; Huie, R. E. Rate constants for the reactions of the hydroxyl radical with several partially fluorinated ethers. *J. Phys. Chem.* **1992**, *96*, 9301-9304, doi:10.1021/j100202a045.
- Zhang, H.-t.; Zhou, Z.-y.; Jalbout, A. F. Vibrational mode analysis for the multi-channel reaction of O₂ + CH₃S. *J. Mol. Struct. (Theochem)* **2003**, *663*, 73-79, doi:10.1016/j.theochem.2003.08.068.
- Zhao, Y.; Chen, Z.; Shen, X.; Zhang, X. Kinetics and mechanisms of heterogeneous reaction of gaseous hydrogen peroxide on mineral oxide particles. *Environ. Sci. Technol.* **2011**, *45*, 3317-3324, doi:10.1021/es104107c.
- Zhao, Y.; Chen, Z.; Zhao, J. Heterogeneous reactions of methacrolein and methyl vinyl ketone on α-Al₂O₃ particles. *Environ. Sci. Technol.* **2010**, *44*, 2035-2041, doi:10.1021/es9037275.
- Zhao, Z.; Huskey, D. T.; Nicovich, J. M.; Wine, P. H. Temperature-dependent kinetics study of the gas-phase reactions of atomic chlorine with acetone, 2-butanone, and 3-pentanone. *Int. J. Chem. Kinet.* **2008**, *40*, 259-267, doi:10.1002/kin.20321.

- Zhao, Z.; Laine, P. L.; Nicovich, J. M.; Wine, P. H. Reactive and non-reactive quenching of O(¹D) by the potent greenhouse gases SO₂F₂, NF₃, and SF₅CF₃. *Proc. Nat. Acad. Sci.* **2010**, *107*, 6610-6615, doi:10.1073/pnas.0911228107.
- Zhao, Z.; Stickel, R. E.; Wine, P. H. Branching ratios for methyl elimination in the reactions of OD radicals and Cl atoms with CH₃SCH₃. *Chem. Phys. Lett.* **1996**, *251*, 59-66.
- Zhao, Z.; Stickel, R. E.; Wine, P. H. Quantum yield for carbon monoxide production in the 248 nm photodissociation of carbonyl sulfide (OCS). *Geophys. Res. Lett.* **1995**, *22*, 615-618.
- Zheng, D.-Q.; Guo, T.-M.; Knapp, H. Experimental and modeling studies on the solubility of CO₂, CHClF₂, CHF₃, C₂H₂F₄ and C₂H₄F₂ in water and aqueous NaCl solutions under low pressures *Fluid Phase Equilibria* **1997**, *129*, 197-209.
- Zhitneva, G. P.; Pshezhetskii, S. Y. Rate constant for the reaction of fluorine atoms with chlorine monofluoride. *Kinetika i Kataliz* **1978**, *19*, 228-231.
- Zhou, C.; Sendt, K.; Haynes, B. S. Computational study of the reaction SH + O₂ *J. Phys. Chem. A* **2009**, *113*, 2975-2981, doi:10.1021/jp810105e.
- Zhou, X.; Lee, Y. N. Aqueous solubility and reaction kinetics of hydroxymethyl hydroperoxide. *J. Phys. Chem.* **1992**, *96*, 265-272, doi:10.1021/j100180a051.
- Zhou, X.; Mopper, K. Apparent partition coefficients of 15 carbonyl compounds between air and seawater and between air and freshwater; Implications for air-sea exchange. *Environ. Sci. Technol.* **1990**, *24*, 1864-1869.
- Zhu, L.; Bozzelli, J. W. The multi-channel reaction of CH₃SC + ³O₂: Thermochemistry and kinetic barriers. *J. Mol. Struct. (Theochem)* **2005**, *728*, 147-157, doi:10.1016/j.theochem.2005.05.002.
- Zhu, L.; Johnston, G. Kinetics and products of the reaction of the vinyloxy radical with O₂. *J. Phys. Chem.* **1995**, *99*, 15114-15119.
- Zhu, L.; Kellis, D.; Ding, C.-F. Photolysis of glyoxal at 193, 248, 308, and 351 nm. *Chem. Phys. Lett.* **1996**, *257*, 487-491.
- Zhu, L.; Talukdar, R. K.; Burkholder, J. B.; Ravishankara, A. R. Rate coefficients for the OH + acetaldehyde (CH₃CHO) Reaction Between 204 and 373 K. *Int. J. Chem. Kinet.* **2008**, *40*, 635-646, doi:10.1002/kin.20346.
- Zhu, R. S.; Lin, M. C. Ab Initio studies of ClO_x reactions: Prediction of the rate constants of ClO + NO for the forward and reverse processes. *ChemPhysChem* **2004**, *5*, 1864-1870, doi:10.1002/cphc.200400305.
- Zhu, R. S.; Lin, M. C. Ab initio studies of ClO_x reactions. 2. Unimolecular decomposition of s-ClO₃ and the bimolecular O + OClO reaction. *J. Phys. Chem. A* **2002**, *106*, 8386-8390, doi:10.1021/jp020015e.
- Zhu, R. S.; Lin, M. C. Ab initio studies of ClO_x reactions. IV. Kinetics and mechanism for the self-reaction of ClO radicals. *J. Chem. Phys.* **2003**, *118*, 4094-4106, doi:10.1063/1.1540623.
- Zhu, R. S.; Lin, M. C. Ab initio studies of ClO_x reactions. VII. Isomers of Cl₂O₃ and their roles in the ClO + OClO reaction. *J. Chem. Phys.* **2003**, *118*, 8645-8655, doi:10.1063/1.1565315.
- Zhu, R. S.; Lin, M. C. Ab initio studies of ClO_x reactions. VIII. Isomerization and decomposition of ClO₂ radicals and related bimolecular processes. *J. Chem. Phys.* **2003**, *119*, 2075-2082, doi:10.1063/1.1585027.
- Zhu, R., C.-C. Hsu and M. C. Lin Ab initio study of the CH₃ + O₂ reaction: Kinetics, mechanism and product branching probabilities. *J. Chem. Phys.* **2001**, *115*, 195-203, doi:10.1063/1.1376128.
- Zhu, T.; Yarwood, G.; Chen, J.; Niki, H. FTIR study of the C1 + C₂H₂ reaction: Formation of *cis*- and *trans*-CHCl=CH radicals. *J. Phys. Chem.* **1994**, *98*, 5065-5067, doi:10.1021/j100070a020.
- Zientara, M.; Jakubczyk, D.; Derkachov, G.; Kolwas, K.; Kolwas, M. Simultaneous determination of mass and thermal accommodation coefficients from temporal evolution of an evaporating water microdroplet. *Journal of Physics D: Applied Physics* **2005**, *38*, 1978-1983.
- Zientara, M.; Jakubczyk, D.; Kolwas, K.; Kolwas, M. Temperature dependence of the evaporation coefficient of water in air and nitrogen under atmospheric pressure: Study in water droplets. *J. Phys. Chem. A* **2008**, *112*, 5152-5158, doi:10.1021/jp7114324.
- Zipf, E. C. A laboratory study on the formation of nitrous oxide by the reaction N₂(A³Σ_u⁺) + O₂ → N₂O + O. *Nature (London)* **1980**, *287*, 523-525.
- Zolensky, M. E.; McKay, D. S.; Kaczor, L. A. A tenfold increase in the abundance of large solid particles in the stratosphere, as measured over the period 1976-1984. *J. Geophys. Res.* **1989**, *94*, 1047-1056.
- Zondlo, M. A.; Barone, S. B.; Tolbert, M. A. Condensed-phase products in heterogeneous reactions: N₂O₅, ClONO₂ and HNO₃ reacting on ice films at 185 K. *J. Phys. Chem. A* **1998**, *102*, 5735-5748.
- Zondlo, M. A.; Barone, S. B.; Tolbert, M. A. Uptake of HNO₃ on ice under upper tropospheric conditions. *Geophys. Res. Lett.* **1997**, *24*, 1391-1394.
- Zou, P.; Derecskei-Kovacs, A.; North, S. W. Theoretical calculation of ClONO₂ and BrONO₂ bond dissociation energies. *J. Phys. Chem. A* **2003**, *107*, 888-896, doi:10.1021/jp021961y.
- Zou, P.; McGivern, W. S.; North, S. W. Adiabatic and diabatic dynamics in the photodissociation of CH₂BrCl. *Phys. Chem. Chem. Phys.* **2000**, *2*, 3785-3790, doi:10.1039/b004349o.

- Zou, P.; McGivern, W. S.; Sokhabi, O.; Suits, A. G.; North, S. W. Quantum yields and energy partitioning in the ultraviolet photodissociation of 1,2 dibromo-tetrafluoroethane (Halon-2402). *J. Chem. Phys.* **2000**, *113*, 7149-7157.
- Zou, P.; Park, J.; Schmitz, B. A.; Nguyen, T.; North, S. W. Photodissociation of ClONO₂ at 235 nm: Final product yields and energy partitioning. *J. Phys. Chem. A* **2002**, *106*, 1004-1010, doi:10.1021/jp013099k.
- Zou, P.; Shu, J.; North, S. W. The three-body dissociation dynamics of Cl₂O at 248 and 193 nm. *J. Photochem. and Photobiol. A: Chem.* **2010**, *209*, 56-60, doi:10.1016/j.jphotochem.2009.10.009.

[Back to Index](#)